

SECTION 4
STATEWIDE
BEHAVIORAL CRIMES
OFFENSE and ARREST PROFILE

This page is intentionally blank.

OREGON CRIME CLOCK

1 Behavioral Crime every 3.2 minutes

1 Weapon Law Violation
every 2.3 hours

1 Prostitution Violation
every 9.8 hours

1 Crime Against Family
every 3.4 hours

1 Disorderly Conduct
every 30.9 minutes

1 Drug Law Violation
every 31.5 minutes

1 DUII Violation
every 21.8 minutes


1 Runaway Juvenile
every 40.4 minutes

1 Gambling Violation
every 2.1 weeks

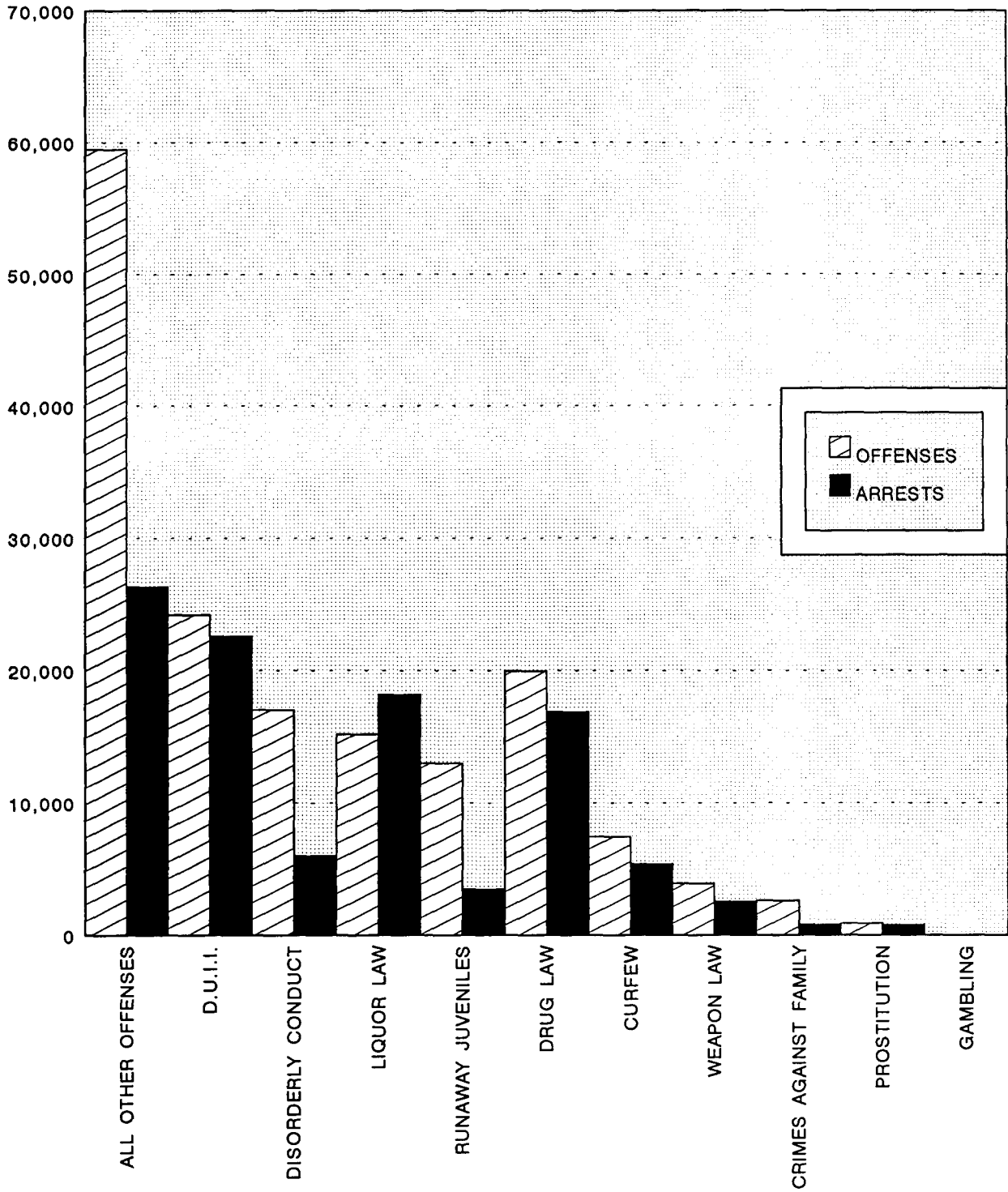
1 Liquor Law Violation
every 34.6 minutes

1 Curfew Violation
every 1.2 hours

1 All Other (Except Traffic)
every 8.8 minutes



STATEWIDE BEHAVIORAL CRIMES, 1998



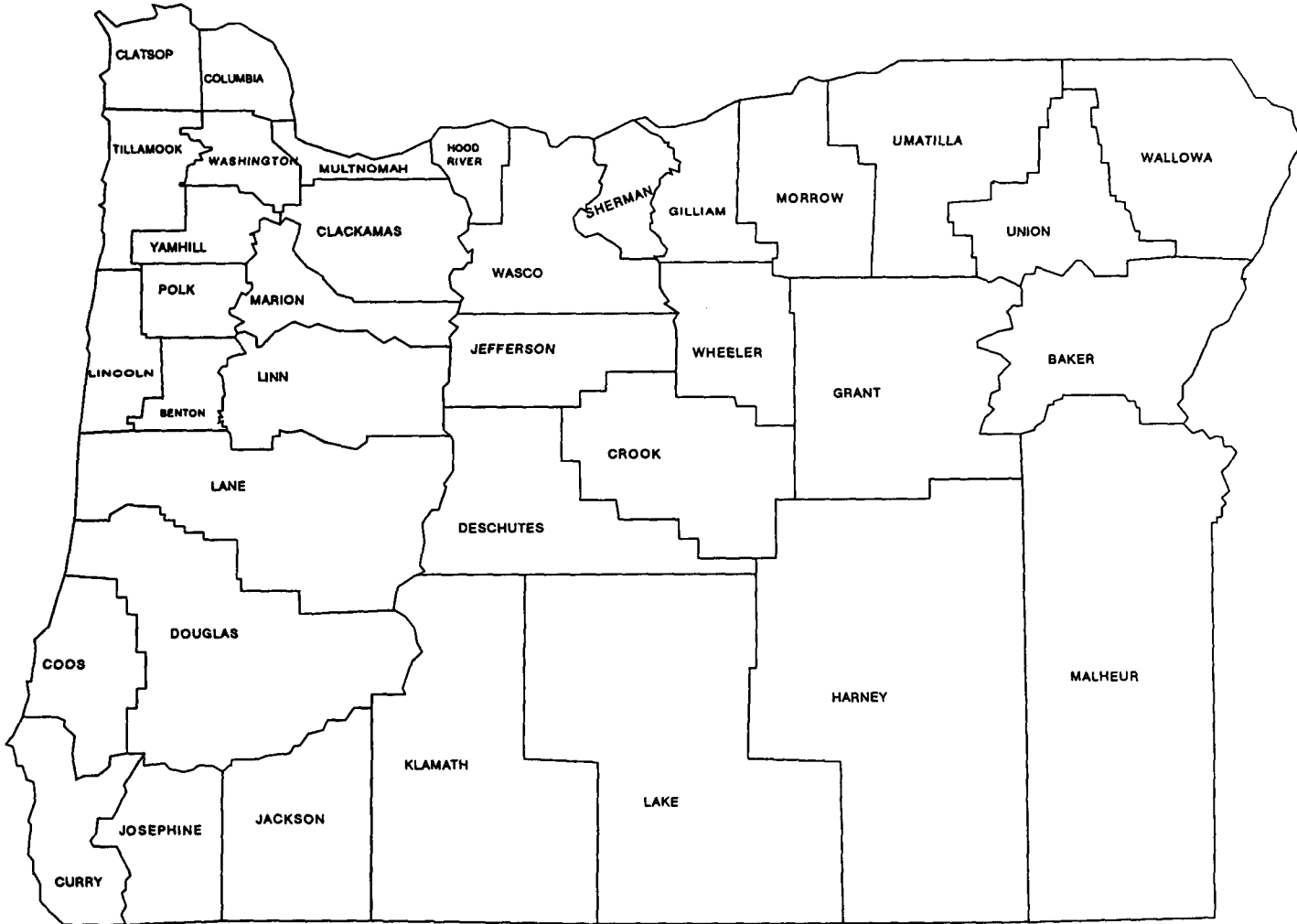
OFFENSES	59,472	24,162	17,032	15,187	13,009	19,962	7,431	3,897	2,600	896	25
ARRESTS	26,312	22,578	5,993	18,182	3,483	16,897	5,387	2,534	795	762	17

STATEWIDE BEHAVIORAL CRIMES, 1998

CLASSIFICATION	1998 OFFENSES	PERSONS ARRESTED				PROPERTY	
		ADULT	JUVENILE	MALE *	FEMALE *	LOSS VALUE *	RECOVERED VALUE *
WEAPON LAWS							
Possess Illegally	967	542	124	620	38		
Carry Concealed	1,176	654	227	799	68		
Ex-Con in Possession	1,042	630	7	575	60		
Other	712	242	108	304	32		
TOTAL	3,897	2,068	466	2,298	198	NOT APPLICABLE	
PROSTITUTION							
Engage In	696	636	7	441	202		
Promote	36	18	1	17	2		
Compel	20	4	1	4	1		
Other	144	92	3	22	71		
TOTAL	896	750	12	484	276	NOT APPLICABLE	
DRUG LAWS							
Narcotics	5,912	4,934	349	4,106	1,177		
Marijuana	7,804	4,809	1,702	5,201	1,023		
Synthetic Narcotics	808	704	34	577	233		
Other Dangerous Drugs	5,438	4,191	174	3,161	1,204		
TOTAL	19,962	14,638	2,259	13,045	3,637	NOT APPLICABLE	
GAMBLING							
Bookmaking	3			1			
Numbers & Lottery	2						
Illegal Games	10	1		2			
Illegal Devices	3	2					
Illegal Payoff							
Other	7	12	2	13	1		
TOTAL	25	15	2	16	1	NOT APPLICABLE	
OFFENSES AGAINST FAMILY							
Child Abandonment	48	6	2	6	2		
Child Neglect	1,485	462	13	160	311		
Non-Support	4	16		13	3		
Custodial Interference	447	62	5	40	27		
Other	616	224	5	126	103		
TOTAL	2,600	770	25	345	446	NOT APPLICABLE	
D. U. I. I.							
Under .08	1,335	1,197	61	1,059	193		
.08 thru .14 Alcohol	5,777	5,388	129	4,544	921		
.15 thru .19 Alcohol	5,484	5,208	57	4,353	851		
.20 or Above Alcohol	3,458	3,285	7	2,681	583		
BA Refused	3,347	3,033	14	2,548	448		
BA Not Given	760	718	8	625	102		
Of Drugs	784	547	31	426	150		
Undetermined	3,217	2,849	46	2,450	441		
TOTAL	24,162	22,225	353	18,686	3,689	NOT APPLICABLE	
LIQUOR LAWS							
Minor in Possession	9,069	7,660	5,764	9,806	3,371		
Illegal Make, Possess, Sell	42	22	1	17	6		
Illegal Establishment Operate	7	14	4	17	1		
Drinking in Public	2,667	2,805	8	2,392	269		
Furnishing	1,814	1,347	84	1,000	401		
Importing	8		5	2	3		
License Violation	84	30	3	18	12		
Minor on Premise	48	27	1	18	6		
Other	1,448	392	15	341	66		
TOTAL	15,187	12,297	5,885	13,611	4,135	NOT APPLICABLE	
DISORDERLY CONDUCT							
	17,032	4,617	1,376	4,583	1,206		
ALL OTHER							
Trespass	17,210	7,726	2,030	7,583	2,005		
Escape your Custody	593	186	31	180	30		
Blackmail/Extortion	49	5	7	8	4	4,400	3,400
Bomb Threat	307	6	8	13	1		
Other Criminal Threat	9,634	1,606	508	1,702	355		
Shoot in Prohib. Area	1,352	31	10	34	1		
Animal Ordinances	8,770	1,610	59	899	770		
Garbage/Littering	2,252	803	100	694	179		
Other	19,305	7,235	4,351	8,322	2,890		
TOTAL	59,472	19,208	7,104	19,435	6,235	4,400	3,400
CURFEW							
	7,431		5,387	3,374	1,887	NOT APPLICABLE	
RUNAWAY							
Male Juvenile	5,072		1,415	1,405			
Female Juvenile	7,937		2,068	2,052			
TOTAL	13,009		3,483	1,405	2,052	NOT APPLICABLE	
BEHAVIORAL CRIME							
TOTAL	163,673	76,588	26,352	77,282	23,762	4,400	3,400

* Persons Arrested Male & Female and Property Loss & Recovered columns of this table does not include data for the Roseburg Police Department. Property Loss & Recovery does not include Douglas County Sheriff's Office.

OREGON COUNTY MAP



COUNTY FIVE YEAR PROFILE OF BEHAVIORAL CRIMES					
	1994	1995	1996	1997	1998
BAKER	496	562	671	816	829
BENTON	3,999	3,866	3,657	3,553	3,535
CLACKAMAS	7,828	8,459	10,102	9,402	8,949
CLATSOP	3,515	3,474	2,894	3,172	3,130
COLUMBIA	1,770	2,109	2,108	2,230	2,435
COOS	4,699	5,482	5,152	5,584	5,860
CROOK	899	1,072	1,331	1,380	1,470
CURRY	734	899	721	730	764
DESCHUTES	3,604	3,766	4,334	4,717	4,823
DOUGLAS	5,638	4,874	5,966	5,969	5,801
GILLIAM	57	56	85	86	139
GRANT	258	214	262	247	244
HARNEY	165	119	223	423	250
HOOD RIVER	685	772	897	855	825
JACKSON	8,396	5,459	11,187	11,936	11,278
JEFFERSON	955	1,191	1,059	1,065	1,234
JOSEPHINE	2,816	2,674	2,888	3,390	3,383
KLAMATH	1,809	2,097	1,999	2,290	2,291
LAKE	184	223	168	229	178
LANE	12,237	12,333	13,828	15,280	14,055
LINCOLN	2,824	2,677	2,996	2,588	2,635
LINN	7,169	8,638	8,678	8,484	7,281
MALHEUR	1,846	1,886	2,205	2,150	1,589
MARION	16,107	16,728	16,360	17,698	17,802
MORROW	214	320	321	297	467
MULTNOMAH	28,401	29,865	29,989	34,003	32,714
POLK	4,179	4,234	4,465	4,613	4,395
SHERMAN	50	49	74	62	89
TILLAMOOK	973	1,148	1,198	1,228	1,438
UMATILLA **	2,362	4,482	4,214	4,902	5,173
UNION	850	850	757	800	839
WALLOWA	206	220	195	225	238
WASCO	1,223	1,322	1,344	1,540	1,928
WASHINGTON	9,546	11,080	10,204	11,560	11,628
WHEELER	39	52	76	61	70
YAMHILL	5,465	5,216	4,378	4,214	3,914
TOTAL	142,198	148,468	156,986	167,779	163,673

** Umatilla County - Pendleton Police Department submitted no reports for 1994, but resumed reporting for 1995.

STATEWIDE TEN YEAR OFFENSE, POPULATION and RATE PROFILE

YEAR	POPULATION	BEHAVIORAL CRIMES	RATE PER 10,000 POPULATION
1989	2,791,000	133,826	479.5
1990	2,844,000	136,910	481.4
1991	2,930,000	137,433	469.1
1992	2,979,000	163,525	548.9
1993	3,038,000	138,280	455.2
1994	3,082,000	142,198	461.4
1995	3,132,000	148,468	474.0
1996	3,181,000	156,986	493.5
1997	3,217,000	167,779	521.5
1998	3,267,550	163,673	500.9

STATEWIDE DRUG LAW OFFENSES by TYPE OF DRUG and ACTIVITY - 1998								
TOTAL		Possess for Sale	Possess for Use	Furnish	Transpt/ Mfg/ Cultivate	Obtain Unlawful	Tamper w/Record	Other
7	Opium	1	5				1	
1,725	Heroin	680	1,019	3	12	3		8
10	Morphine	1	7				2	
3,234	Cocaine	1,099	2,097	10	18		1	9
51	Codeine	2	27	2	1	1	17	1
745	Other Narcotic	97	247	16	16	13	57	299
5,772	NARCOTIC TOTAL	1,880	3,402	31	47	17	78	317
41	Hashish	9	30		2			
2,332	Marij. Over Oz	736	1,139	26	382	3		46
4,699	Marij. Under Oz	610	3,803	44	183	1	1	57
7,072	MARIJUANA TOTAL	1,355	4,972	70	567	4	1	103
768	SYNTHETIC TOTAL	150	529	5	37	3	20	24
5,340	OTHER DANGEROUS DRUG TOTAL	1,447	3,233	79	323	24	86	148
18,952	DRUG LAW OFFENSE TOTAL	4,832	12,136	185	974	48	185	592

STATEWIDE DRUG LAW ARRESTS by TYPE OF DRUG and ACTIVITY - 1998								
TOTAL		Possess for Sale	Possess for Use	Furnish	Transpt/ Mfg/ Cultivate	Obtain Unlawful	Tamper w/Record	Other
11	Opium	1	2		7	1		
1,690	Heroin	290	1,357	5	8	1	1	28
8	Morphine		5		1		2	
2,719	Cocaine	215	2,484	5	5	2		8
41	Codeine	3	15				10	13
725	Other Narcotic	44	145	4	5	5	20	502
5,194	NARCOTIC TOTAL	553	4,008	14	26	9	33	551
33	Hashish	8	20		2			3
1,361	Marij. Over Oz	581	385	13	143			239
4,547	Marij. Under Oz	263	3,957	37	72			218
5,941	MARIJUANA TOTAL	852	4,362	50	217			460
724	SYNTHETIC TOTAL	148	516	3	27	2	12	16
4,185	OTHER DANGEROUS DRUG TOTAL	957	2,475	48	175	7	48	475
16,044	DRUG LAW ARREST TOTAL	2,510	11,361	115	445	18	93	1,502

These tables do not include data for the Douglas County Sheriff's Office, Roseburg Police Department or Hillsboro Police Department

DRUG OFFENSES by COUNTY and TYPE - 1998

COUNTY	TOTAL	Other NARCOTIC			TOTAL	Marij	Marij	Hashish	MARIJ	SYNTHETIC NARCOTIC	OTHER DANGER DRUGS
		Heroin	Cocaine	Narcotic		Over Oz	Under Oz		TOTAL		
BAKER	67		1	3	4	7	20		27	10	26
BENTON	239	1	1	4	6	104	32		136	1	96
CLACKAMAS	787	4	12	418	434	41	229	2	272	34	47
CLATSOP	128	7	16	9	32	15	58		73	14	9
COLUMBIA	135		4	5	9	10	76		86	11	29
COOS	256	7		31	38	31	85		116	26	76
CROOK	59		1	2	3	4	19		23		33
CURRY	84			1	1	9	36	1	46	1	36
DESCHUTES	589	1	12	38	51	55	261	3	319	64	155
DOUGLAS **	142		1	3	4	28	52	1	81	6	51
GILLIAM	16			1	1	1	6		7		8
GRANT	24		1	2	3	4	13		17		4
HARNEY	10			2	2	2	2		4		4
HOOD RIVER	96	1	2	6	9	11	50	1	62	15	10
JACKSON	1,207	37	10	9	56	328	218	1	547	12	592
JEFFERSON	107	2	3	1	6	13	48	1	62		39
JOSEPHINE	611		9	11	20	67	255		322	15	254
KLAMATH	243	13	10	5	28	28	43		71	65	79
LAKE	12			1	1	1	6		7		4
LANE	2,570	365	149	21	535	256	922	6	1,184	53	798
LINCOLN	174	2	4	7	13	23	65		88	1	72
LINN	451	7	5	14	26	59	224		283	24	118
MALHEUR	169	2	7	1	10	23	35		58	29	72
MARION	1,477	72	47	13	132	464	132	4	600	24	721
MORROW	47		2	2	4	6	19		25	18	
MULTNOMAH	7,154	1,165	2,875	26	4,066	350	1,102	20	1,472	227	1,389
POLK	229	4	3	15	22	101	24		125	1	81
SHERMAN	18					9	4		13	1	4
TILLAMOOK	163	2	1	2	5	64	48		112	5	41
UMATILLA	194	1		8	9	18	87		105	17	63
UNION	88	1		3	4	3	38		41	25	18
WALLOWA	21					1	12		13	4	4
WASCO	288		3	46	49	56	62		118		121
WASHINGTON **	894	31	65	81	177	60	398	1	459	61	197
WHEELER	3					2			2		1
YAMHILL	200	1	8	3	12	79	17		96	4	88
TOTAL OFFENSES	18,952	1,726	3,252	794	5,772	2,333	4,698	41	7,072	768	5,340

** Douglas County - Does not include data from Douglas County Sheriff's Office or Roseburg Police Department

** Washington County - Does not include data from Hillsboro Police Department

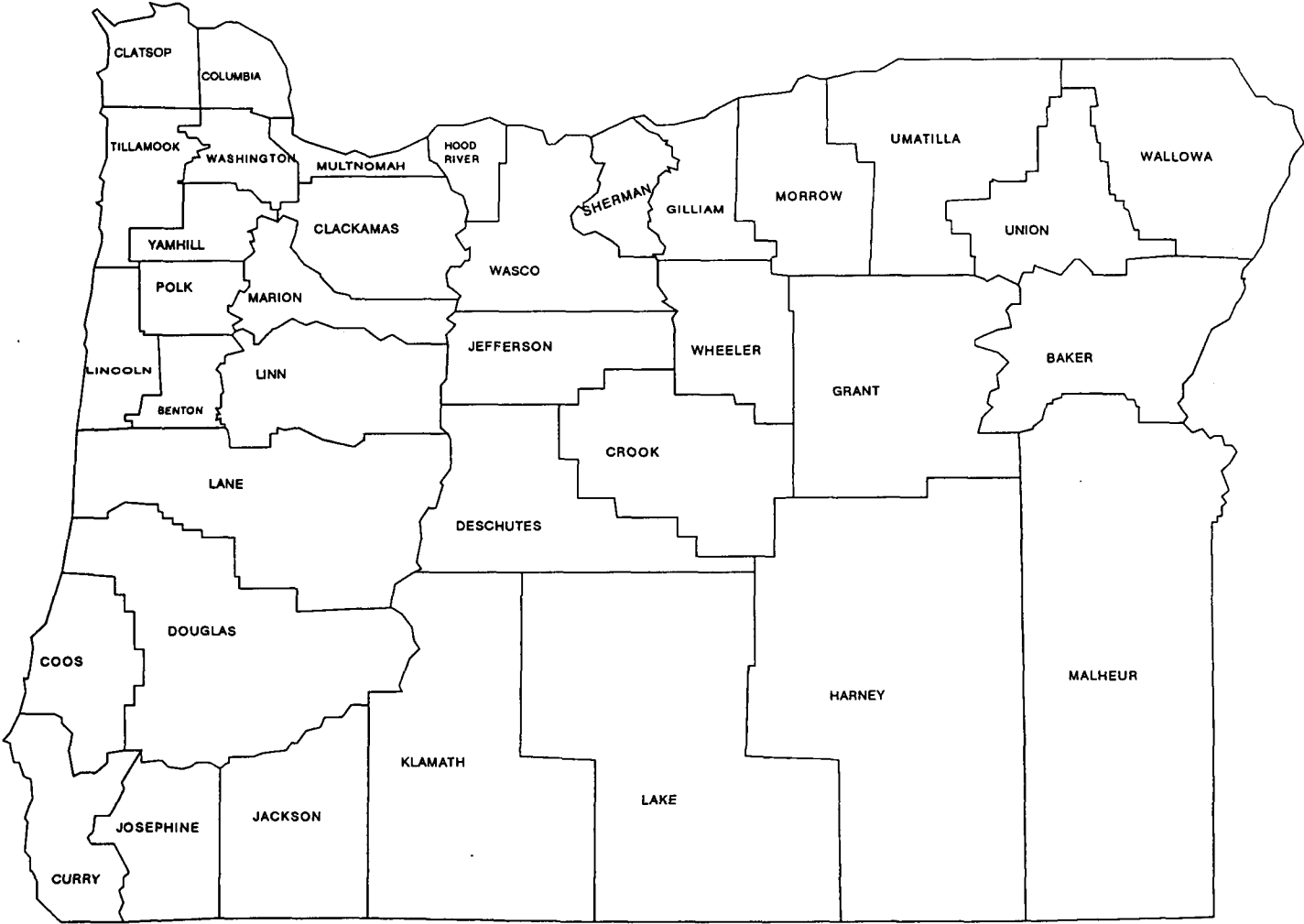
DRUG ARRESTS by COUNTY and TYPE - 1998

COUNTY	TOTAL	Other NARCOTIC			TOTAL	Marij Over Oz	Marij Under Oz	Hashish	MARIJ TOTAL	SYNTHETIC NARCOTIC	OTHER DANGER DRUGS
		Heroin	Cocaine	Narcotic							
BAKER	48		1	2	3	5	23		28	4	13
BENTON	210		1	3	4	19	96		115		91
CLACKAMAS	625		1	496	497	8	89		97	2	29
CLATSOP	133	10	28	7	45	9	59		68	13	7
COLUMBIA	100		4	2	6	9	61		70	10	14
COOS	325	10		55	65	23	128		151	31	78
CROOK	45			4	4	5	19		24		17
CURRY	140			2	2	11	60	1	72	26	40
DESCHUTES	527	1	2	20	23	63	236	3	302	54	148
DOUGLAS **	283	1		12	13	20	175	1	196	35	39
GILLIAM	22			4	4	1	8		9		9
GRANT	19					5	7		12	2	5
HARNEY	10						5		5	1	4
HOOD RIVER	89	1	4	1	6	10	49	1	60	15	8
JACKSON	953	29	4	4	37	239	159	1	399	5	512
JEFFERSON	72	2	1	2	5	12	26		38		29
JOSEPHINE	366		2	3	5	32	171		203	6	152
KLAMATH	232	10	1	2	13	31	34		65	77	77
LAKE	13			1	1	1	8		9		3
LANE	2,522	458	164	19	641	216	921	12	1,149	32	700
LINCOLN	107	1		5	6	12	49		61		40
LINN	298	5	2	7	14	44	165		209	7	68
MALHEUR	71	1	2		3	12	22		34	8	26
MARION	1,350	83	40	10	133	149	338	3	490	24	703
MORROW	26		1	2	3	2	15		17	6	
MULTNOMAH	5,658	1,049	2,382	23	3,454	211	863	11	1,085	284	835
POLK	181	1	5	3	9	13	79		92	1	79
SHERMAN	19					10	2		12	4	3
TILLAMOOK	166	1	1	4	6	63	54		117	7	36
UMATILLA	219		8	10	18	15	97		112	13	76
UNION	98		1	4	5	5	40		45	28	20
WALLOWA	23					4	13		17	2	4
WASCO	252		4	42	46	45	67		112		94
WASHINGTON **	709	27	52	35	114	48	342		390	26	179
WHEELER	1					1			1		
YAMHILL	132		9		9	10	65		75	1	47
TOTAL OFFENSES	16,044	1,690	2,720	784	5,194	1,363	4,545	33	5,941	724	4,185

** Douglas County - Does not include data from Douglas County Sheriff's Office or Roseburg Police Department

** Washington County - Does not include data from Hillsboro Police Department

OREGON COUNTY MAP



DRUG OFFENSES by COUNTY 1993 through 1997					
	1994	1995	1996	1997	1998
BAKER	42	57	59	48	67
BENTON	199	282	261	193	239
CLACKAMAS	794	902	1,029	844	787
CLATSOP	234	268	193	199	128
COLUMBIA	150	199	160	166	135
COOS	251	253	205	302	256
CROOK	69	115	83	160	59
CURRY	111	132	89	70	84
DESCHUTES	497	567	569	531	589
DOUGLAS	955	686	741	959	929
GILLIAM	16	8	3	5	16
GRANT	43	12	18	28	24
HARNEY	47	13	38	11	10
HOOD RIVER	76	95	95	105	96
JACKSON	1,146	1,155	1,033	1,251	1,207
JEFFERSON	108	120	141	118	107
JOSEPHINE	540	691	403	602	611
KLAMATH	280	378	345	370	243
LAKE	16	18	11	18	12
LANE	2,019	2,078	2,490	2,894	2,570
LINCOLN	234	260	262	204	174
LINN	601	716	574	564	451
MALHEUR	105	104	82	96	169
MARION	1,209	1,504	1,165	1,414	1,477
MORROW	12	22	42	39	47
MULTNOMAH	4,825	5,689	5,718	7,529	7,154
POLK	214	332	231	260	229
SHERMAN	8	12	18	14	18
TILLAMOOK	69	111	118	135	163
UMATILLA **	131	320	244	264	194
UNION	69	89	65	91	88
WALLOWA	15	19	7	20	21
WASCO	114	141	139	197	288
WASHINGTON	672	1,094	1,105	1,098	1,117
WHEELER	2	3	2	3	3
YAMHILL	353	386	283	248	200
TOTAL	16,226	18,831	18,021	21,050	19,962

** Umatilla County - Pendleton Police Department submitted no reports for 1994 but resumed reporting for 1995.

D. U. I. OFFENSES BY COUNTY FOR YEARS 1994 through 1998					
COUNTY	1994	1995	1996	1997	1998
Baker	66	73	142	151	152
Benton	442	467	631	600	518
Clackamas	1,993	2,167	2,820	2,438	2,513
Clatsop	585	563	440	428	479
Columbia	497	490	565	403	402
Coos	630	491	524	610	609
Crook	159	108	182	193	182
Curry	251	287	256	219	233
Deschutes	795	667	845	851	878
Douglas	710	708	810	869	1,030
Gilliam	19	17	24	20	46
Grant	45	47	70	48	71
Harney	37	30	49	71	40
Hood River	320	261	358	292	258
Jackson	1,034	1,094	1,494	1,447	1,345
Jefferson	295	287	211	211	232
Josephine	448	379	564	549	544
Klamath	388	473	483	629	714
Lake	51	74	52	69	40
Lane	1,457	1,402	1,819	1,726	2,004
Lincoln	626	464	679	589	557
Linn	620	570	749	625	628
Malheur	314	265	238	262	299
Marion	1,625	1,587	1,890	2,105	1,959
Morrow	54	39	49	32	60
Multnomah	3,203	3,450	3,873	3,374	3,415
Polk	266	336	364	309	401
Sherman	17	12	16	18	26
Tillamook	176	173	217	297	326
Umatilla **	465	678	710	549	872
Union	193	140	115	129	167
Wallowa	37	35	22	36	38
Wasco	153	160	266	380	440
Washington	1,527	1,648	1,921	1,676	2,151
Wheeler	1	4	6	9	12
Yamhill	596	595	531	506	521
TOTAL	20,095	20,241	23,985	22,720	24,162

** Umatilla County - Pendleton Police Department submitted no reports for 1994 but resumed reporting for 1995.

STATEWIDE D. U. I. I. OFFENSES DISTRIBUTED BY COUNTY and MAJOR POPULATION CENTER 1998								
	County Population	No. DUII Offense	Rate per 10,000	St. Police Arrests	Sheriff Arrests	Major City	City Population	D. U. I. I. Offenses
BAKER	16,700	152	91.0	81	15	Baker City	10,160	53
BENTON	76,600	518	67.6	134	181	Corvallis	49,630	161
CLACKAMAS	323,600	2,513	77.7	298	1,220	Lake Oswego	34,280	111
CLATSOP	34,700	479	138.0	154	85	Astoria	10,090	98
COLUMBIA	42,300	402	95.0	80	77	St. Helens	9,060	94
COOS	61,400	609	99.2	145	73	Coos Bay	15,615	183
CROOK	16,650	182	109.3	12	28	Prineville	6,920	140
CURRY	22,000	233	105.9	84	70	Brookings	5,510	44
DESCHUTES	104,900	878	83.7	176	232	Bend	35,635	298
DOUGLAS	100,300	1,030	102.7	198	442	Roseburg	20,215	206
GILLIAM	2,100	46	219.0	22	17	Condon	830	7
GRANT	8,000	71	88.8	39	8	John Day	2,015	23
HARNEY	7,600	40	52.6	17	7	Burns	3,015	13
HOOD RIVER	19,500	258	132.3	34	107	Hood River	5,130	104
JACKSON	172,800	1,345	77.8	183	162	Medford	58,895	530
JEFFERSON	17,400	232	133.3	20	66	Madras	5,005	125
JOSEPHINE	73,000	544	74.5	165	104	Grants Pass	20,590	252
KLAMATH	62,000	714	115.2	476	72	Klamath Falls	18,940	152
LAKE	7,400	40	54.1	12	7	Lakeview	2,640	21
LANE	313,000	2,004	64.0	551	280	Eugene	133,460	441
						Springfield	51,700	315
LINCOLN	43,200	557	128.9	144	97	Lincoln City	6,855	121
						Newport	10,240	168
LINN	102,200	628	61.4	116	173	Albany	38,925	242
MALHEUR	29,200	299	102.4	106	55	Ontario	10,680	100
MARION*	271,900	1,959	72.0	714	18	Salem	126,635	683
MORROW	9,400	60	63.8	14	31	Boardman	2,795	5
MULTNOMAH	641,900	3,415	53.2	457	343	Gresham	83,595	594
						Portland	509,610	1,894
POLK	59,500	401	67.4	55	70	Dallas	12,530	125
SHERMAN	1,900	26	136.8	18	8			
TILLAMOOK	24,000	326	135.8	99	121	Tillamook	4,310	87
UMATILLA	67,100	872	130.0	204	28	Pendleton	16,915	206
UNION	24,400	167	68.4	57	34	La Grande	12,795	71
WALLOWA	7,200	38	52.8	8	20	Enterprise	2,050	6
WASCO	22,600	440	194.7	176	58	The Dalles	11,765	201
WASHINGTON	397,600	2,151	54.1	101	643	Beaverton	68,050	356
						Hillsboro	65,110	416
						Tigard	37,200	174
WHEELER	1,600	12	75.0	3	9			
YAMHILL	81,900	521	63.6	38	174	McMinnville	24,265	122
STATEWIDE TOTALS	3,267,550	24,162	73.9	5,191	5,135	MAJOR CITY TOTAL	1,543,660	8,942

*Marion County Sheriff's Office under-reported D.U.I.I. offenses for 1998.

This page is intentionally blank.