

SECTION 2
STATEWIDE
CRIMES AGAINST PERSONS
OFFENSES AND ARRESTS

This page is intentionally blank.

OREGON CRIME CLOCK

1 Crime Against Persons every 11.0 minutes

1 Homicide
every 3.2 days

1 Neg.Homicide
every 5.2 weeks

1 Other Sex Crime
every 1.5 hours


1 Rape
every 6.8 hours

1 Kidnap
every 13.8 hours

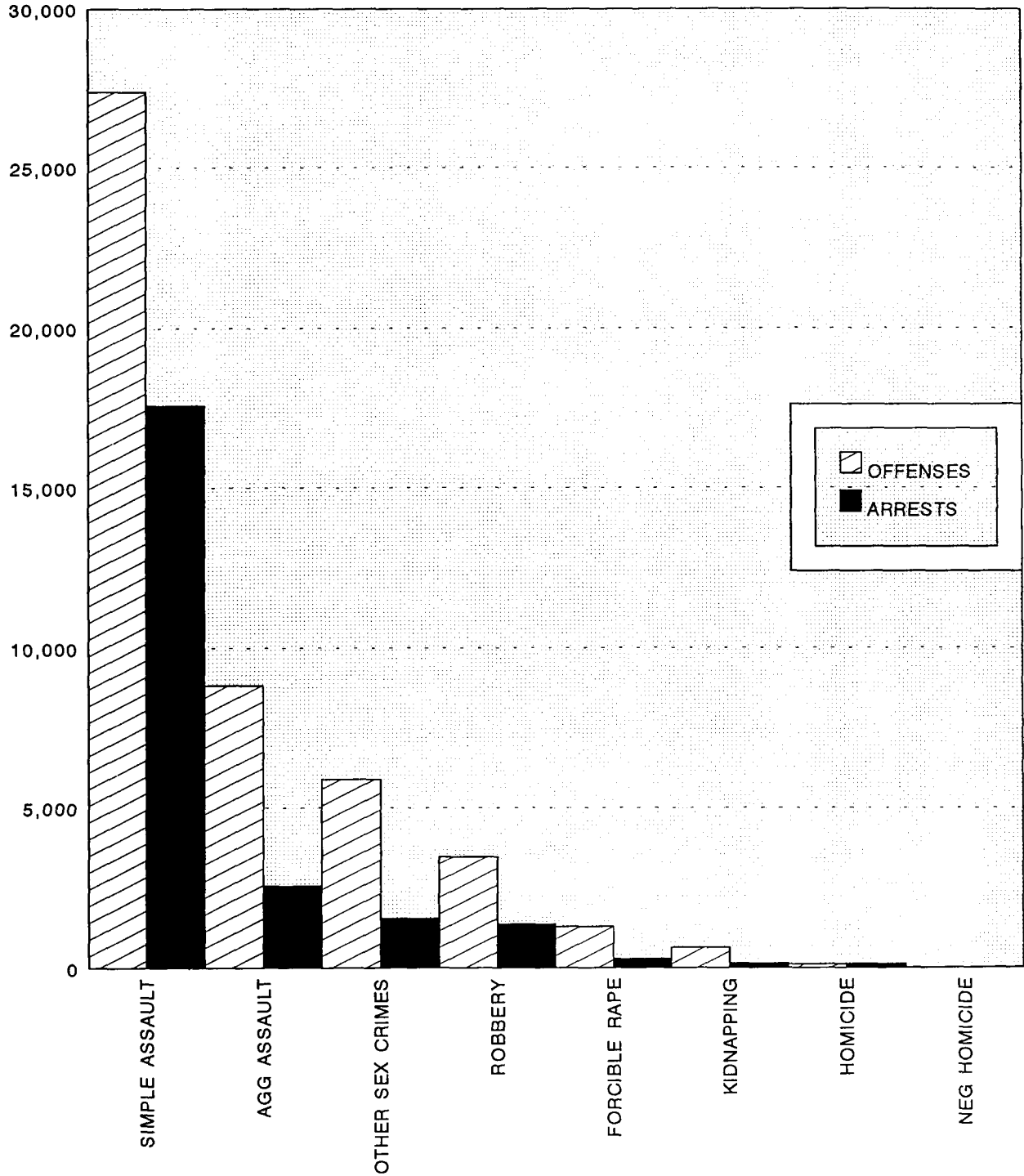
1 Simple Assault
every 19.2 minutes

1 Aggravated Assault
every 59.6 minutes

1 Robbery
every 2.5 hours



STATEWIDE CRIMES AGAINST PERSONS, 1998



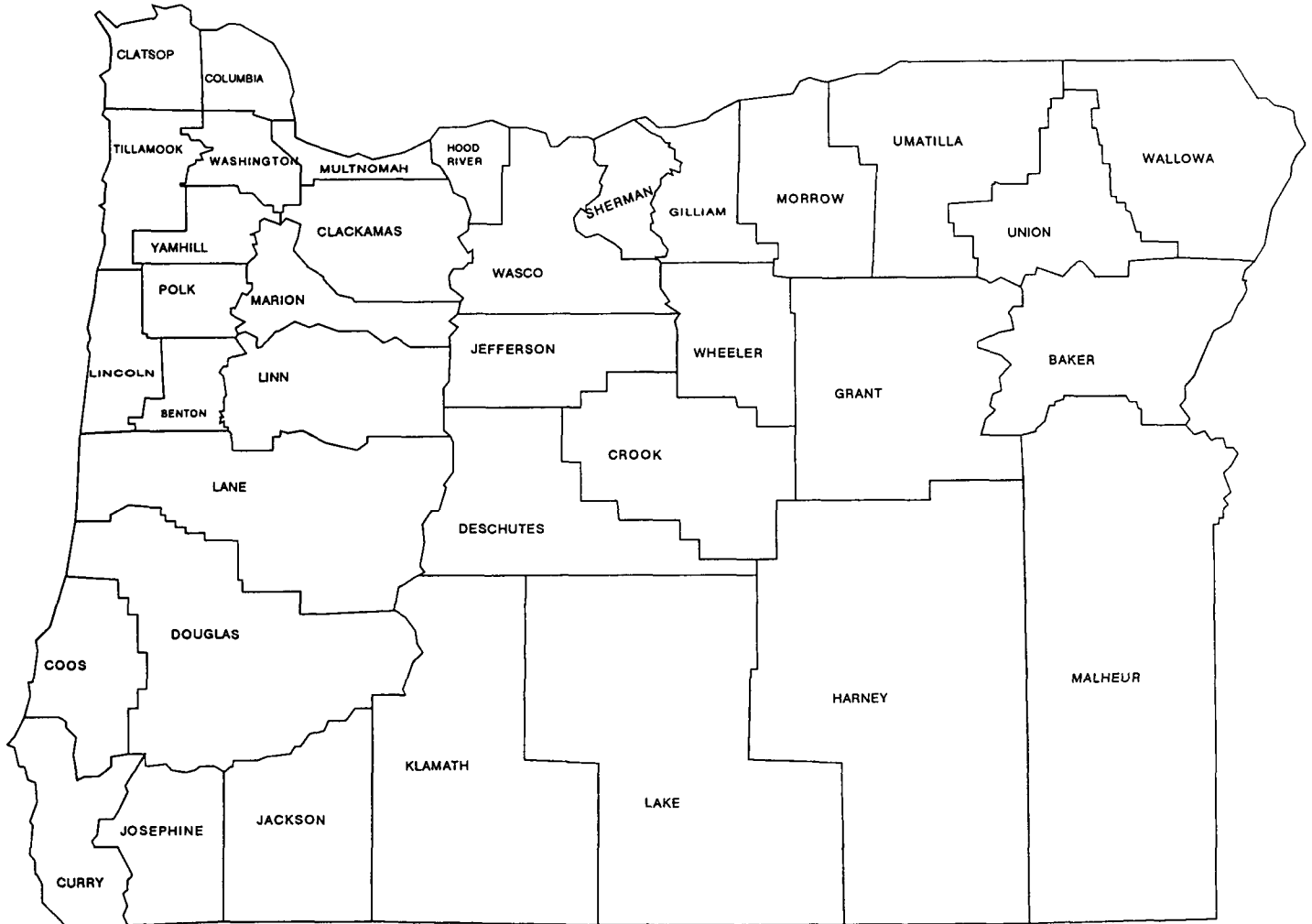
OFFENSES	27,381	8,822	5,877	3,464	1,290	636	113	10
ARRESTS	17,573	2,560	1,539	1,369	291	149	130	12

STATEWIDE CRIMES AGAINST PERSONS, 1998

CLASSIFICATION	1998 OFFENSES	PERSONS ARRESTED				PROPERTY	
		ADULT	JUVENILE	MALE *	FEMALE *	LOSS VALUE *	RECOVERED VALUE *
Willful Murder	87	86	10	87	9		
Aggravated Murder	26	30	4	32	2		
MURDER TOTAL	113	116	14	119	11	NOT APPLICABLE	
Negligent Homicide	10	11		10	1	NOT APPLICABLE	
Traffic Death Arrests		11	1	11	1	NOT APPLICABLE	
Forcible Rape	1,026						
Attempt Force Rape	264						
RAPE TOTAL	1,290	238	53	286	4	NOT APPLICABLE	
SEX CRIMES							
Non-Force Rape	564	186	17	191	12		
Cont. to Sex Delqncy	250	89	5	87	7		
Physical Molest	2,930	435	171	572	31		
Obscene Phone Call	107						
Incest	54	6	4	10			
Exposer	684	202	19	204	13		
Forcible Sodomy	474	89	46	130	5		
Non-Force Sodomy	109	24	10	32	2		
Other Sex Crimes	705	186	50	218	17		
SEX CRIME TOTAL	5,877	1,217	322	1,444	87	NOT APPLICABLE	
KIDNAPPING							
For Add Crime Purpose	580						
Hostage/Shield	56						
For Ransom							
KIDNAPPING TOTAL	636	139	10	137	9	NOT APPLICABLE	
ROBBERY							
Highway	986					254,776	14,000
Business	1,145					547,144	55,992
Service Station	97					28,283	2,366
Convenience Store	222					41,739	1,319
Residence	278					228,050	87,871
Bank	233					489,873	17,903
Other Robbery	503					4,240,877	115,396
ROBBERY TOTAL	3,464	1,078	291	1,156	203	5,830,742	294,847
Aggravated Assault	8,598	1,894	555	2,013	413		
Attempted Murder	224	101	10	91	20		
AGG. ASSAULT TOTAL	8,822	1,995	565	2,104	433	NOT APPLICABLE	
SIMPLE ASSAULT	27,381	14,811	2,762	13,402	3,993	NOT APPLICABLE	
CRIMES AGAINST PERSONS							
TOTAL	47,593	19,616	4,018	18,669	4,742	5,830,742	294,847

* Persons Arrested Male & Female and Property Loss & Recovered columns of this table do not include data from Roseburg Police Department. Property Loss & Recovered columns of this table do not include data from Douglas County Sheriff's Office.

OREGON COUNTY MAP



COUNTY FIVE YEAR PROFILE OF CRIMES AGAINST PERSONS					
	1994	1995	1996	1997	1998
BAKER	353	346	325	392	369
BENTON	905	831	733	699	741
CLACKAMAS	3,257	3,745	3,602	3,393	3,633
CLATSOP	448	514	475	440	422
COLUMBIA	464	404	420	372	403
COOS	1,131	1,207	930	937	997
CROOK	182	203	239	256	240
CURRY	281	311	284	222	282
DESCHUTES	1,260	1,306	1,184	1,226	1,382
DOUGLAS	1,645	1,510	1,466	1,317	1,194
GILLIAM	11	21	18	16	18
GRANT	104	105	86	76	66
HARNEY	53	75	82	94	96
HOOD RIVER	185	230	199	181	184
JACKSON	2,491	2,474	2,389	2,406	2,309
JEFFERSON	291	296	317	335	370
JOSEPHINE	945	920	978	994	1,093
KLAMATH	1,070	1,135	905	969	974
LAKE	57	65	37	40	42
LANE	4,529	4,855	4,676	4,756	4,619
LINCOLN	733	722	596	555	599
LINN	1,809	1,773	1,645	1,664	1,477
MALHEUR	743	667	597	434	367
MARION	5,453	5,044	4,232	4,293	4,138
MORROW	181	135	161	172	167
MULTNOMAH	18,531	18,194	16,175	15,816	14,449
POLK	996	912	687	682	629
SHERMAN	33	31	23	22	21
TILLAMOOK	293	315	290	325	315
UMATILLA **	796	1,136	970	976	1,035
UNION	239	278	217	227	217
WALLOWA	59	47	49	52	52
WASCO	374	304	309	370	340
WASHINGTON	3,481	3,410	3,156	3,313	3,439
WHEELER	22	12	15	17	18
YAMHILL	1,251	1,297	938	894	896
TOTAL	54,656	54,830	49,405	48,933	47,593

** Umatilla County - Pendleton Police Department submitted no reports for 1994, but resumed reporting for 1995.

STATEWIDE TEN YEAR OFFENSE, POPULATION and RATE PROFILE

YEAR	POPULATION	CRIMES AGAINST PERSONS	RATE PER 10,000 POPULATION
1989	2,791,000	46,786	167.6
1990	2,844,000	48,840	171.7
1991	2,930,000	49,246	168.1
1992	2,979,000	50,928	171.0
1993	3,038,000	53,117	174.8
1994	3,082,000	54,656	177.3
1995	3,132,000	54,830	175.1
1996	3,181,000	49,405	155.3
1997	3,217,000	48,933	152.1
1998	3,267,550	47,593	145.7

STATEWIDE FIVE YEAR OFFENSES by FORCE ELEMENT

OFFENSES by FORCE ELEMENT, 1994 THROUGH 1998										
Classification	Year	WEAPON TOTAL	KNIFE/ CUTTING	OTHER WEAPON	PHYSICAL FORCE	FIREARM TOTAL	Firearm by Type			
							Hand Gun	Rifle/ Shotgun	Other Firearm	Unknown Firearm
Murder	94	148	30	15	7	96	67	21		8
	95	126	20	26	7	73	60	13		
	96	119	21	30	10	58	50	8		
	** 97	99	8	13	10	68	51	14		3
	*** 98	113	22	9	13	69	49	11		9
Negligent Homicide *	94	16		7	1	8	3	5		
	95	12		7	1	4	2	2		
	96	10		3		7	4	3		
	** 97	12		3	1	8	6	2		
	*** 98	10		7		3	2	1		
Forcible Rape	94	1,348	76	37	1,177	58	43	3	1	11
	95	1,272	57	42	1,121	52	43	1	3	5
	96	1,243	48	42	1,121	32	29	2	1	
	** 97	1,233	48	40	1,116	29	25	1		3
	*** 98	1,250	37	47	1,138	28	22		1	5
Robbery	94	4,272	449	380	1,920	1,523	1,059	81	32	351
	95	4,302	466	361	2,168	1,307	906	56	59	286
	96	3,854	402	337	1,959	1,156	871	43	29	213
	** 97	3,736	337	276	1,918	1,205	930	48	20	207
	*** 98	3,376	345	250	1,746	1,035	774	47	18	196
Aggravated Assault	94	10,445	1,742	3,456	2,631	2,616	1,455	508	254	399
	95	10,430	1,736	3,468	2,919	2,307	1,348	343	232	384
	96	9,322	1,441	2,985	3,138	1,758	1,047	255	163	293
	** 97	9,185	1,416	3,153	2,959	1,657	1,021	232	161	243
	*** 98	8,590	1,369	2,976	2,877	1,368	824	221	129	194
TOTALS	94	16,229	2,297	3,895	5,736	4,301	2,627	618	287	769
	95	16,142	2,279	3,904	6,216	3,743	2,359	415	294	675
	96	14,548	1,912	3,397	6,228	3,011	2,001	311	193	506
	** 97	14,265	1,809	3,485	6,004	2,967	2,033	297	181	456
	*** 98	13,339	1,773	3,289	5,774	2,503	1,671	280	148	404

NOTE: 1995, 1996, 1997 & 1998 date in this table does not include Douglas County Sheriff's Office or Hillsboro Police Department.

* Negligent Homicide offenses does not include vehicular deaths.

** 1997 force element data incomplete for Negligent Homicide.

*** 1998 Data in this table does not include Roseburg Police Department.

STATEWIDE HOMICIDE VICTIMS by SEX, RACE and WEAPON

YEAR	TOTAL	SEX		RACE						WEAPON							
		MALE	FEMALE	WHITE	BLACK	INDIAN	HISP.	ASIAN	UNK	HAND-GUN	RIFLE	SHOT-GUN	GUN-UNK	KNIFE	BLUNT OBJ	PHYSICAL FORCE	OTHER WEAPON
1989	128	74	54	101	12	3	9	3		38	13	13	1	23	16	4	20
1990	110	76	34	83	13	3	7	4		39	10	6		13	12	3	27
1991	129	80	49	89	23	3	12	2		42	5	5	3	34	11	8	21
1992	137	80	57	108	12	2	12	3		36	14	5	5	19	15	15	28
1993	141	96	45	98	19	2	13	8	1	57	7	7	4	30	9	9	18
1994	148	95	53	110	23	1	13		1	67	13	8	8	30	7	7	8
1995	129	86	43	85	21	3	18	2		60	7	6	8	21	14	7	14
1996	119	78	41	77	16	2	16	8		50	4	4		21	14	10	20
1997	99	70	29	66	19	2	9	2		51	7	7	3	8	8	10	5
1998	113	79	34	85	10	2	15	1		49	7	4	9	22	6	13	3

OTHER WEAPONS INCLUDE:

Arson, Asphyxiation, Drowning, Poison, Strangle, etc. and Unknown

ASIAN INCLUDES:

Chinese, Japanese, Vietnamese and Asian or Pacific Islander

STATEWIDE NEGLIGENT HOMICIDE by TYPE

NEGLIGENT HOMICIDE - Killing through gross negligence. Limited to "non-traffic" type of circumstances only.

	1989	1990	1991	1992	1993	1994	1995	1996	1997*	1998
Victim shot while hunting		2		6			1	1		
Gun cleaning death other than self inflicted	1	1						1		
Children playing with gun	2	1	2	1	2	1	2	2	4	1
Other negligent handling of a gun	5		2	2	2	7	2	2	4	2
All other manslaughter by negligence	1		2	2	1	8	8	4	4	7
NEGLIGENT HOMICIDE TOTAL	9	4	6	11	5	16	13	10	12	10

* 1997 type of circumstance data incomplete for Negligent Homicide.

HOMICIDES - STATE OF OREGON by COUNTY										
	1989	1990	1991	1992	1993	1994	1995	1996	1997	1998
BAKER				1					1	1
BENTON	3	2		1	1	3	2	1		
CLACKAMAS	9	5	10	7	11	9	5	5	4	4
CLATSOP	1		3		2		1		2	2
COLUMBIA	1	1	1	5	1		1	1		
COOS	1	3	7	2	1	4	1	5	3	1
CROOK			1	1		1			1	
CURRY			2	1		2				
DESCHUTES	2	4		4	1	2	2		2	1
DOUGLAS	3	4	10	2	6	4	3	2	2	3
GILLIAM										
GRANT	2	1		3	1				1	
HARNEY								1		1
HOOD RIVER					1	2				
JACKSON	5	5	2	5	4	6	9	10	5	7
JEFFERSON	1			2	1			2		
JOSEPHINE	2	4	4	4	4	3	7	3	3	5
KLAMATH	8	3	2	3	5	4	3	4	3	5
LAKE				1	1					1
LANE	11	5	4	10	6	5	12	11	5	12
LINCOLN	1	1		2	2	1	5			4
LINN	5	2		2	2	5	3	2	1	2
MALHEUR	1	1	1	2					1	
MARION	5	9	9	19	14	15	15	9	4	15
MORROW	2						1			
MULTNOMAH	48	42	56	46	61	60	47	49	53	27
POLK	4	3		1	1	3	3	2	1	2
SHERMAN	1									
TILLAMOOK	3				1					
UMATILLA	2	5		2	1	3	2	2	2	2
UNION	1	1	1		3	2	1			
WALLOWA									1	
WASCO	1		7			1		1	1	2
WASHINGTON	4	7	7	8	9	11	6	7	3	14
WHEELER						1				
YAMHILL	1	2	2	3	1	1		2	2	2
TOTAL	128	110	129	137	141	148	129	119	101	113

OTHER SEX CRIMES by TYPE and VICTIM 1997 & 1998								
TYPE	VICTIM ADULT MALE		VICTIM ADULT FEMALE		VICTIM JUVENILE MALE		VICTIM JUVENILE FEMALE	
	1997	1998	1997	1998	1997	1998	1997	1998
Non-Force Rape	2	5	38	40	23	21	425	442
Contrib. to Sex Delinq.	6	3	8	3	48	46	165	203
Physical Molest	44	59	378	361	475	514	1,813	1,845
Obscene Phone Call	11	16	105	79	0	3	14	9
Incest	1	0	5	2	6	13	28	41
Indecent Exposure	132	144	335	320	45	31	166	155
Forcible Sodomy	34	31	86	86	174	174	181	179
Non-Force Sodomy	5	2	9	4	56	45	64	46
Other Sex Crimes	33	49	153	149	105	107	326	408
TOTAL	268	309	1,117	1,044	932	954	3,182	3,328

1997 & 1998 Data in this table does not include Douglas County Sheriff's Department or Hillsboro Police Department.

1997 Data in this table does not include 2 months for The Dalles Police Department.
 1998 Data in this table does not include Roseburg Police Department.