

STATE OF OREGON
REPORT OF
CRIMINAL OFFENSES and ARRESTS
1998

This report was prepared from information provided through the Oregon Uniform Crime Reporting program by Oregon Law Enforcement Agencies for 1998.

Notes regarding missing data:

Typically, some tables in the report will contain footnotes regarding data which was not reported or not available for various reasons. The 1998 and 1997 reports include several footnotes for four agencies which are normally complete in all respects. These are the Douglas County Sheriff's Office and Roseburg Police Department in Douglas County, the Hillsboro Police Department in Washington County and the Oregon State Police. Each of these agencies made changes to their automated information systems in anticipation of being able to report using new published State standards and formats. LEADS was unable to implement the new central reporting system as planned and, therefore, was unable to accept data from Douglas County, Roseburg, Hillsboro and Oregon State Police in the new format. These four agencies then implemented extra procedures to provide summary level arrest and offense data from their systems for this annual report. Data for some of the more detailed tables could not be effectively included and, where appropriate, these tables have been footnoted.

Additional information relating to this report or the Oregon Uniform Crime Reporting program may be obtained by contacting:

Jeffrey D. Bock, Manager
Oregon Uniform Crime Reporting
Law Enforcement Data System
400 Public Service Building
Salem, Oregon 97310
(503) 378-3057

May 2000

TABLE OF CONTENTS

	Page
INTRODUCTION	vii
SECTION - 1 STATEWIDE SUMMARY	1-1
Summary	1-3
1998 Criminal Offenses by Population Center	1-5
Chart - Total Reported Offenses - January through December 1998	1-6
Reported Offenses	1-7
Map - Oregon County Map	1-8
County Five Year Profile of Total Crimes	1-9
Chart - Total Reported Arrests - January through December 1998	1-10
Reported Arrests	1-11
Index Crime Offenses	1-12
Chart - Total Reported Index Crime Offenses	1-12
Index Crime Arrests.....	1-13
Chart - Total Reported Index Crime Arrests	1-13
Map - Oregon County Map	1-14
County Five Year Profile of Index Crime	1-15
Statewide Offenses by Day of Week, 1998	1-16
Statewide Offenses by Month, 1998	1-17
Statewide Offenses by Type of Location, 1998	1-18
Statewide Offenses by Time of Occurrence, 1998	1-19

	Page
Report of Criminal Offenses Motivated by Prejudice January through December 1998	1-21
Oregon Bias Crime Statistics Summary January through December 1998	1-23
Chart - Bias Crime Total by Month January through December 1998 Compared to January through December 1997	1-24
Chart - Bias Crime by Type of Prejudice January through December 1998 Compared to January through December 1997	1-24
Reported Incidents by Month	1-25
Reported Incidents by Type of Crime	1-25
Reported Incidents by Type of Prejudice	1-25
Number and Description of Victims	1-27
Number and Description of Offenders	1-27
Chart - Crimes Motivated by Prejudice by County January through December 1997 and 1998	1-28
Reported Incidents by County of Occurrence	1-29
Domestic Disturbance Reporting January through December 1998	1-31
Domestic Disturbance Reporting Summary January through December 1998	1-33
Oregon Domestic Disturbance Reported Incidents by County and Type ..	1-34

SECTION - 2 STATEWIDE CRIMES AGAINST PERSONS OFFENSE and ARREST PROFILE	2-1
Oregon Crime Clock	2-3
Chart - Statewide Crimes Against Persons, 1998	2-4
Statewide Crimes Against Persons, 1998 Offenses, Arrests and Property Loss by Crime	2-5
Map - Oregon County Map	2-6
County Five Year Profile of Crimes Against Persons	2-7
Statewide Ten Year Offense, Population and Rate Profile	2-8
Statewide Five Year Offenses by Force Element	2-9
Statewide Homicide Victims by Sex, Race and Weapon	2-10
Statewide Negligent Homicide by Type	2-10
Homicides - State of Oregon by County	2-11
Other Sex Crimes by Type and Victim 1997 & 1998	2-12
SECTION - 3 STATEWIDE CRIMES AGAINST PROPERTY OFFENSE and ARREST PROFILE	3-1
Oregon Crime Clock	3-3
Chart - Statewide Crimes Against Property, 1998	3-4
Statewide Crimes Against Property, 1998 Offense, Arrests and Property Loss by Crime	3-5
County Five Year Profile of Crimes Against Property	3-6
Statewide Ten Year Offense, Population and Rate Profile	3-7

SECTION - 4 STATEWIDE BEHAVIORAL CRIMES
OFFENSE and ARREST PROFILE4-1

Oregon Crime Clock4-3

Chart - Statewide Behavioral Crimes, 19984-4

Statewide Behavioral Crimes, 1998
 Offenses, Arrests and Property Loss by Crime4-5

Map - Oregon County Map4-6

County Five Year Profile of Behavioral Crimes4-7

Statewide Ten Year Offense, Population and Rate Profile4-8

Statewide Drug Law Offenses by Type of Drug and Activity, 19984-9

Statewide Drug Law Arrests by Type of Drug and Activity, 19984-9

Drug Offenses by County and Type, 19984-10

Drug Arrests by County and Type, 19984-11

Map - Oregon County Map4-12

Drug Offenses by County 1994 through 19984-13

D. U. I. I. Offenses by County 1994 through 19984-14

D. U. I. I. Offenses Distributed by County and Major Population Center, 1998 ...4-15

SECTION - 5 STATEWIDE REGULATORY OFFENSES
TRAFFIC CRIME, FISH & GAME, and MARINE VIOLATIONS5-1

Statewide Offense and Arrest Summary5-3

Map - Oregon County Map5-4

Traffic Crime Offenses by County, 19985-5

Fish & Game Offenses by County, 19985-6

Marine Violations Offenses by County, 19985-7

	Page
SECTION - 6 STATEWIDE ARREST INFORMATION	6-1
Number of Arrests by Age - State of Oregon, 1998	6-3
Number of Male Arrests by Age - State of Oregon, 1998	6-4
Number of Female Arrests by Age - State of Oregon, 1998	6-5
Number of Arrests by Race - State of Oregon, 1998	6-7
Map - Oregon County Map	6-8
State of Oregon Arrests by Race & County, 1998	6-9
Total Arrests for Crimes Against Persons by Race & County, 1998	6-10
Total Arrests for Crimes Against Property by Race & County, 1998	6-11
Total Arrests for Behavioral Crimes by Race & County, 1998	6-12
 SECTION - 7 STATEWIDE LAW ENFORCEMENT EMPLOYEES and OFFICER ASSAULTED INFORMATION	 7-1
Law Enforcement Employees - Statewide, 1998	7-3
Law Enforcement Employees - History	7-3
Law Enforcement Employees by Department with Officer Assault, 1998	7-4
Statewide Officer Assault, 1998	7-9
 SECTION - 8 AGENCY SUMMARY and DETAIL TABLES	 8-1
 SECTION - 9 ABBREVIATED CRIME REPORTING DEFINITIONS	 9-1
Crimes Against Persons	9-3
Crimes Against Property	9-4
Behavioral Crimes	9-5

This page is intentionally blank.

INTRODUCTION

The Oregon Uniform Crime Reporting (OUCR) program presents information in offense and arrest groupings of **Crimes Against Persons**, **Crimes Against Property** and **Behavioral Crimes**.

The offense groups are described below.

Crimes Against Persons: Criminal offenses where the victim is present and the act is violent, threatening or has the potential of being physically harmful.

Willful Murder	Kidnapping
Negligent Homicide	Robbery
Rape	Aggravated Assault
Other Sex Crimes	Simple Assault

Crimes Against Property: Criminal offenses that involve taking something of value by theft or deception or the destruction of property.

Burglary	Fraud
Larceny	Embezzlement
Motor Vehicle Theft	Stolen Property (Buy, Sell, Possess)
Arson	Vandalism
Forgery/Counterfeit	

Behavioral Crimes: Crimes that represent society's prohibitions on engaging in certain types of activity such as criminal offenses that violate laws relating to personal conduct, responsibility and public order. Although not necessarily violent or property offenses in themselves, they may often contribute to other criminal acts.

Weapons Regulation Laws	Liquor Laws
Prostitution	Disorderly Conduct
Drug Laws	All Other Offenses (Except Traffic)
Gambling	Curfew
Offenses Against Family	Runaway Juveniles
D. U. I. I.	

Traffic Crime, Fish & Game, and Marine Violations: These three areas will be shown separately and are not included in crime totals listed above.

This page is intentionally blank.

SECTION 1
STATEWIDE SUMMARY

This section presents an overview of Statewide Statistics
relating to criminal Offenses and Arrests for 1998.

This page is intentionally blank.

SUMMARY

CRIME IN OREGON

Crime in Oregon decreased 5.8% in 1998 when compared to 1997. Crime increased in 12 of the 36 counties in Oregon.

Crime in the five major populated counties is depicted in this summary as a visual overview of crime in Oregon. The counties of Clackamas, Lane, Marion, Multnomah and Washington represent 59.6% of the State's population. These 5 counties reported 59.9% of the total crime in Oregon and 63.6% of the total Crimes Against Persons.

OREGON POPULATION

Population estimates for Oregon are provided by the Center for Population Research and Census, Portland State University. Total Oregon population for 1998 Statistics is 3,267,550.

CRIMES AGAINST PERSONS

Crimes Against Persons decreased 2.7% from 1997 to 1998.

DECREASES REPORTED:

Negligent Homicide, Kidnapping, Robbery, Aggravated Assault and Simple Assault all reported decreases.

INCREASES REPORTED:

Willful Homicide, Rape and Other Sex Crimes reported increases.

CRIMES AGAINST PROPERTY

Crimes Against Property decreased 8.5% from 1997 to 1998.

DECREASES REPORTED:

Burglary, Larceny, Motor Vehicle Theft, Arson, Forgery/Counterfeiting, Fraud, Embezzlement, Stolen Property Offenses (Possession, buy, sell) and Vandalism all reported increases.

INCREASES REPORTED:

There were no reported increases in property crimes.

BEHAVIORAL CRIMES

Behavioral Crimes decreased 2.4% from 1997 to 1998.

DECREASES REPORTED:

Weapons Offenses, Drug Laws, Disorderly Conduct, "All Other" and Runaway all reported decreases.

INCREASES REPORTED:

Prostitution, Gambling, Offenses Against Family, D.U.I.I., Liquor Laws and curfew reported increases.

INDEX CRIME RATE

The Index Crime Rate for 1998 was 575.3 crimes per 10,000 population. This is a 10.2% decrease from the rate of 640.3 for 1997. These rates are based on estimated population of 3,267,550 for 1998 and 3,217,000 for 1997.

ARRESTS IN OREGON

Arrests = 171,588 (This excludes arrests for Traffic Crime, Fish & Game, or Marine)

The total number of arrests decreased 4.2%.

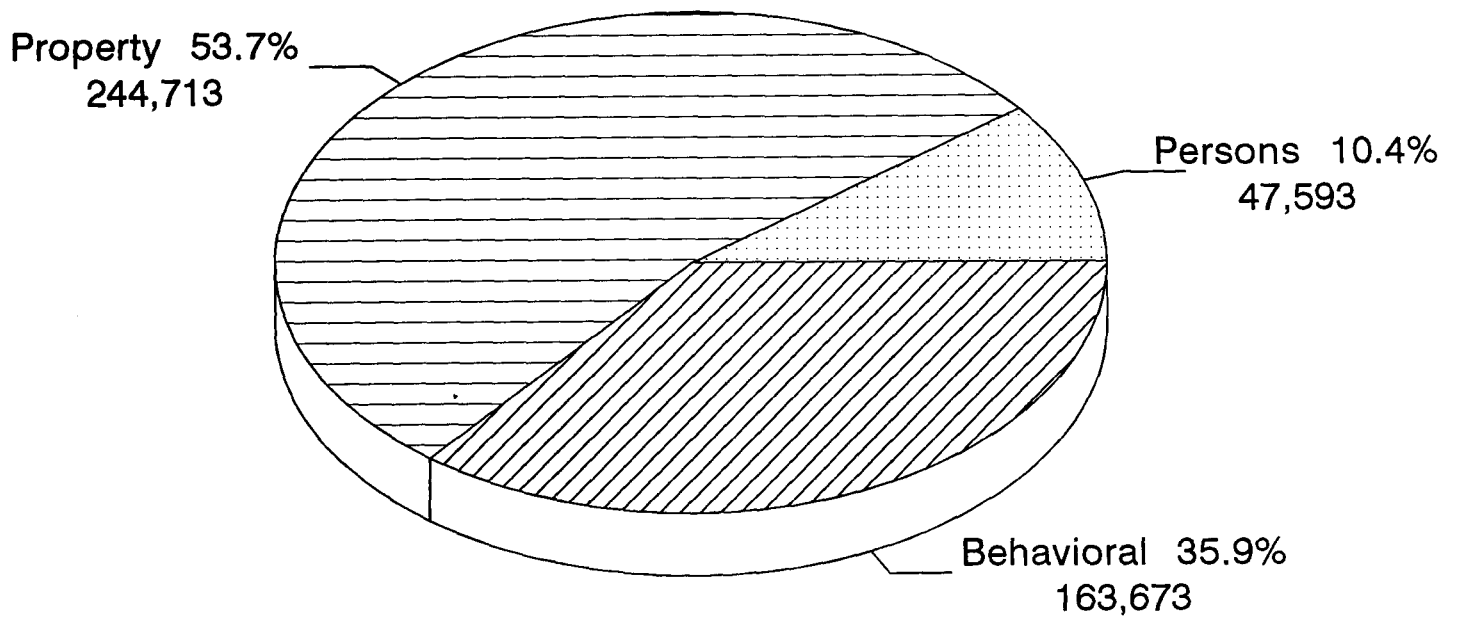
- Arrests of Adults (persons 18 years and older) decreased 2.6%.
- Arrests of Juveniles (persons 17 years and younger) decreased 8.5%.
- Arrests of Males decreased 5.9%.
- Arrests of Females decreased 2.6%.

1998 CRIMINAL OFFENSES by POPULATION CENTER

The cities of Portland, Salem and Eugene, combined have 23.6% of the Oregon population and reported 34.7% of the Crimes Against Persons, 32.9% of the Crimes Against Property, 26.2% of Behavioral Crimes and 30.7% of the Crime Total.

Multnomah, Clackamas, Washington, Marion and Lane Counties contain 59.6% of the State's population and reported 59.9% of the Crime Total.

TOTAL REPORTED OFFENSES
January through December 1998

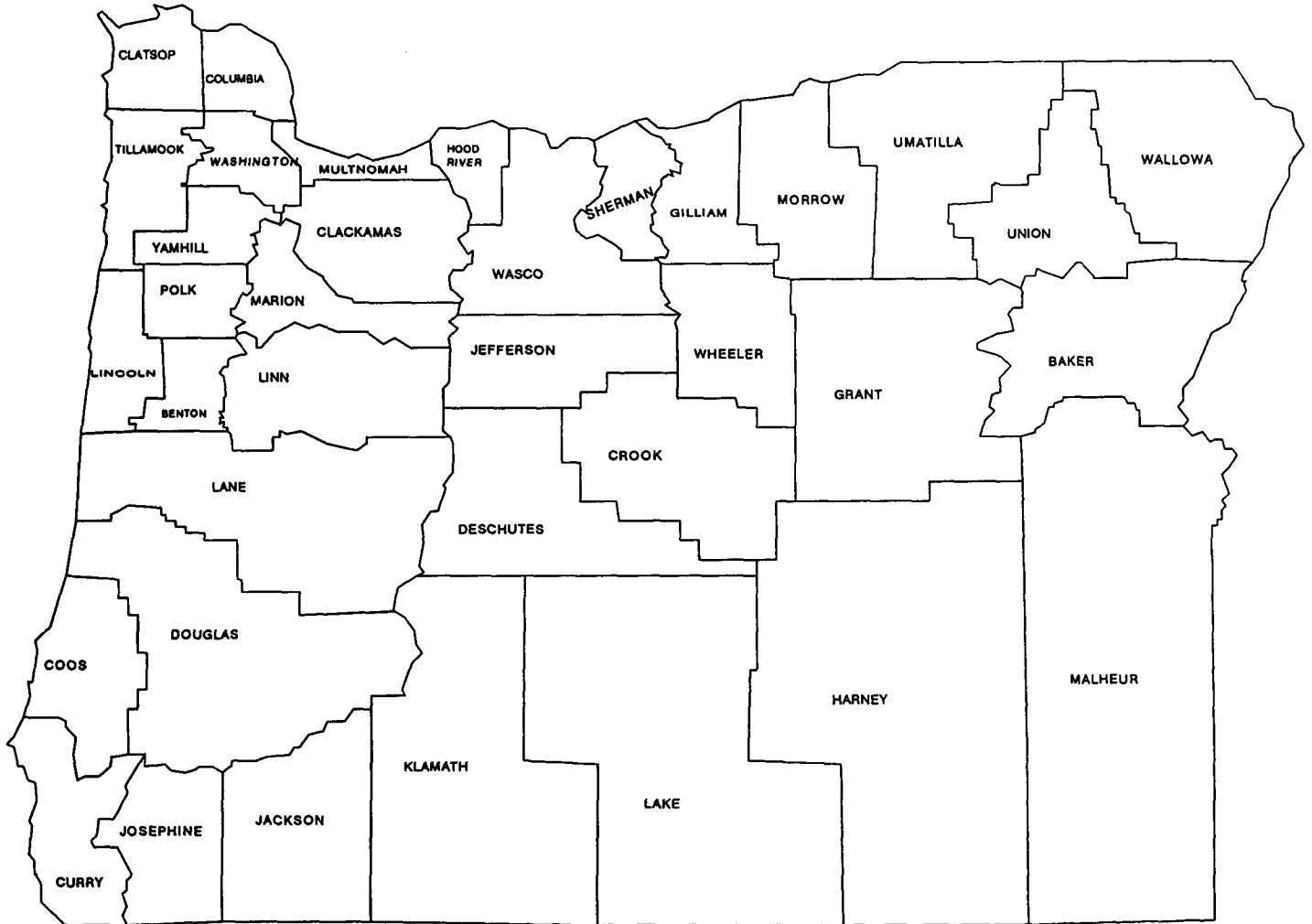


Total Offenses = 455,979

REPORTED OFFENSES					
	1997	1998	PERCENT CHANGE	RATE PER 10,000	
				1997	1998
CRIMES AGAINST PERSONS					
Willful Murder *	101	113	11.9%	0.3	0.3
Negligent Homicide (1)	16	10	-37.5%	0.0	0.0
Forcible Rape *	1,287	1,290	0.2%	4.0	3.9
Other Sex Offenses	5,686	5,877	3.4%	17.7	18.0
Kidnapping	655	636	-2.9%	2.0	1.9
Robbery *	3,805	3,464	-9.0%	11.8	10.6
Aggravated Assault *	9,277	8,822	-4.9%	28.8	27.0
Simple Assault	28,106	27,381	-2.6%	87.4	83.8
TOTAL	48,933	47,593	-2.7%	152.1	145.7
CRIMES AGAINST PROPERTY					
Burglary *	33,535	30,456	-9.2%	104.2	93.2
Larceny *	136,460	124,533	-8.7%	424.2	381.1
Motor Vehicle Theft *	19,888	17,712	-10.9%	61.8	54.2
Arson *	1,618	1,579	-2.4%	5.0	4.8
Forgery/Counterfeiting	13,186	13,174	-0.1%	41.0	40.3
Fraud	11,348	10,124	-10.8%	35.3	31.0
Embezzlement	737	732	-0.7%	2.3	2.2
Stolen Property	1,242	914	-26.4%	3.9	2.8
Vandalism	49,374	45,489	-7.9%	153.5	139.2
TOTAL	267,388	244,713	-8.5%	831.2	748.9
BEHAVIORAL CRIMES					
Weapon Laws	4,072	3,897	-4.3%	12.7	11.9
Prostitution	848	896	5.7%	2.6	2.7
Drug Laws	21,050	19,962	-5.2%	65.4	61.1
Gambling	16	25	56.3%	0.0	0.1
Crimes Against Family	2,454	2,600	5.9%	7.6	8.0
D.U.I.I.	22,720	24,162	6.3%	70.6	73.9
Liquor Laws	14,636	15,187	3.8%	45.5	46.5
Disorderly Conduct	17,506	17,032	-2.7%	54.4	52.1
All Other (Except Traffic)	61,805	59,472	-3.8%	192.1	182.0
Curfew	7,283	7,431	2.0%	22.6	22.7
Runaway Juveniles	15,389	13,009	-15.5%	47.8	39.8
TOTAL	167,779	163,673	-2.4%	521.5	500.9
GRAND TOTAL	484,100	455,979	-5.8%	1504.8	1395.5
* Index Total	205,971	187,969	-8.7%	640.3	575.3
Traffic Crime	26,913	26,539	-1.4%	83.7	81.2
Fish & Game Violations	5,033	4,466	-11.3%	15.6	13.7
Marine Violations	719	691	-3.9%	2.2	2.1

(1) Negligent Homicide offenses do not include vehicular deaths

OREGON COUNTY MAP

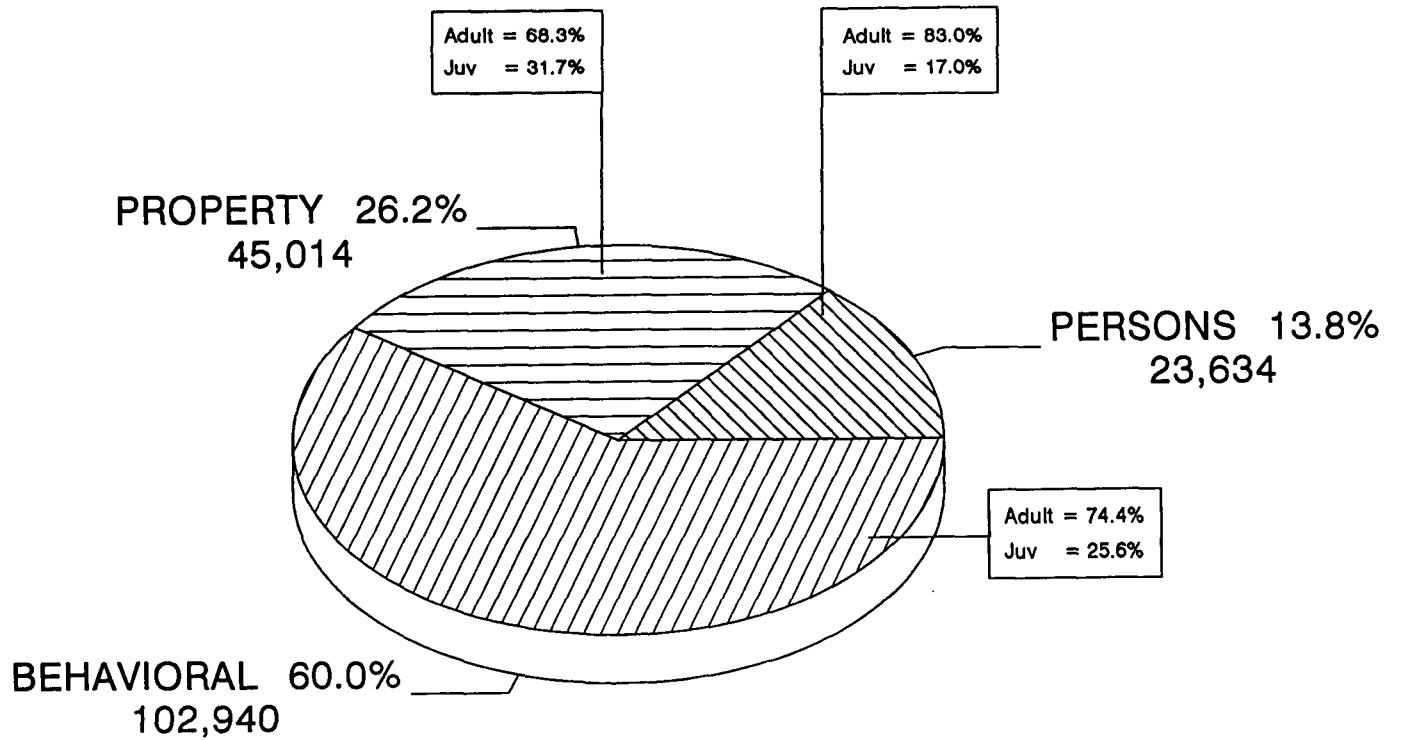


COUNTY FIVE YEAR PROFILE OF TOTAL CRIMES

	1994	1995	1996	1997	1998
BAKER	2,513	2,584	2,888	3,452	2,836
BENTON	10,518	9,883	9,072	9,691	8,819
CLACKAMAS	30,868	33,079	35,053	34,355	33,819
CLATSOP	6,470	6,781	6,089	6,181	6,259
COLUMBIA	3,795	4,350	4,333	4,215	4,543
COOS	11,014	12,370	10,577	11,316	10,980
CROOK	2,025	2,373	2,705	2,951	2,643
CURRY	1,976	2,230	1,913	1,777	1,882
DESCHUTES	12,063	13,836	13,893	15,196	13,495
DOUGLAS	14,752	13,466	13,870	13,708	12,865
GILLIAM	112	124	164	156	227
GRANT	720	708	666	649	485
HARNEY	518	572	694	1,013	764
HOOD RIVER	1,767	1,947	1,984	2,128	2,095
JACKSON	24,897	22,835	26,639	29,032	27,432
JEFFERSON	2,105	2,664	2,558	2,531	2,532
JOSEPHINE	8,515	8,481	8,584	10,119	9,503
KLAMATH	5,781	6,928	5,977	6,612	6,401
LAKE	460	522	447	508	439
LANE	42,471	45,532	45,884	49,498	45,398
LINCOLN	7,455	7,169	6,905	6,827	6,933
LINN	18,400	20,087	18,611	19,708	17,104
MALHEUR	4,745	4,703	4,915	4,517	3,790
MARION	49,041	51,394	46,652	49,254	47,466
MORROW	1,044	1,099	1,233	1,178	1,367
MULTNOMAH	114,855	117,532	111,094	118,636	108,340
POLK	9,630	9,139	8,944	9,050	8,625
SHERMAN	156	193	188	160	196
TILLAMOOK	2,482	2,629	2,503	2,458	2,896
UMATILLA **	6,155	10,397	9,505	10,469	11,214
UNION	2,190	2,237	2,166	2,508	2,210
WALLOWA	458	514	507	505	528
WASCO	3,906	3,841	3,235	3,627	4,113
WASHINGTON	33,932	37,112	36,245	39,317	37,873
WHEELER	115	128	148	130	120
YAMHILL	12,119	12,076	10,691	10,668	9,787
TOTAL	450,023	471,515	457,532	484,100	455,979

** Umatilla County - Pendleton Police Department submitted no reports for 1994 but resumed reporting in 1995.

TOTAL REPORTED ARRESTS January through December 1998



Total Arrests = 171,588

REPORTED ARRESTS

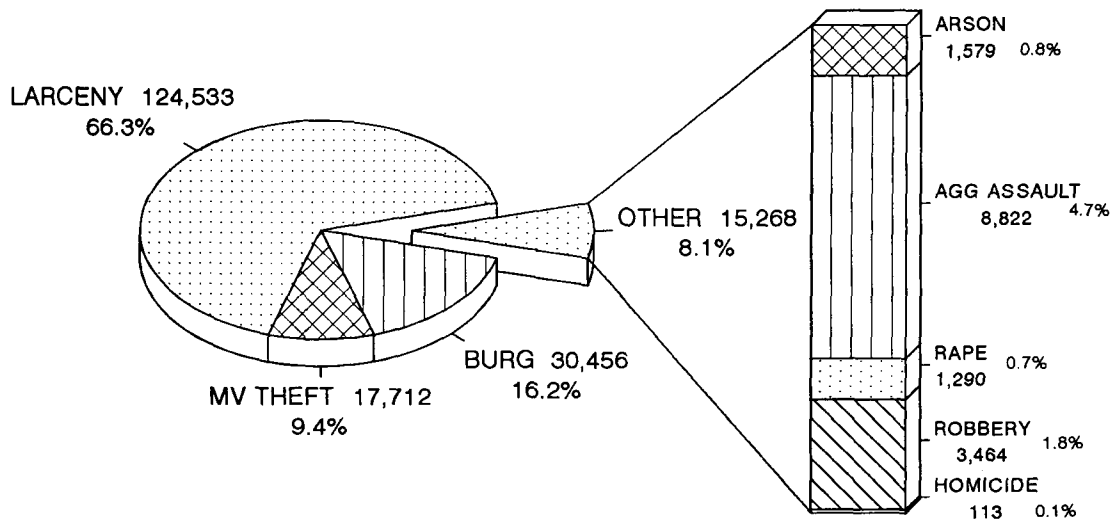
	1997			1998			TOTAL PERCENT CHANGE
	ADULT	JUVENILE	TOTAL	ADULT	JUVENILE	TOTAL	
CRIMES AGAINST PERSONS							
Willful Murder *	99	13	112	116	14	130	16.1%
Negligent Homicide (1)	16	7	23	22	1	23	0.0%
Forcible Rape *	257	68	325	238	53	291	-10.5%
Other Sex Offenses	1,137	318	1,455	1,217	322	1,539	5.8%
Kidnapping	105	16	121	139	10	149	23.1%
Robbery *	1,005	304	1,309	1,078	291	1,369	4.6%
Aggravated Assault *	2,072	616	2,688	1,995	565	2,560	-4.8%
Simple Assault	15,499	2,922	18,421	14,811	2,762	17,573	-4.6%
TOTAL	20,190	4,264	24,454	19,616	4,018	23,634	-3.4%
CRIMES AGAINST PROPERTY							
Burglary *	2,720	1,885	4,605	2,541	1,463	4,004	-13.1%
Larceny *	19,431	9,633	29,064	17,953	8,507	26,460	-9.0%
Motor Vehicle Theft *	2,847	1,109	3,956	2,306	988	3,294	-16.7%
Arson *	180	283	463	188	312	500	8.0%
Forgery/Counterfeiting	3,049	244	3,293	3,094	204	3,298	0.2%
Fraud	1,436	154	1,590	1,308	147	1,455	-8.5%
Embezzlement	81	6	87	77	2	79	-9.2%
Stolen Property	594	188	782	553	145	698	-10.7%
Vandalism	2,908	2,908	5,816	2,737	2,489	5,226	-10.1%
TOTAL	33,246	16,410	49,656	30,757	14,257	45,014	-9.3%
BEHAVIORAL CRIMES							
Weapon Laws	2,172	554	2,726	2,068	466	2,534	-7.0%
Prostitution	741	15	756	750	12	762	0.8%
Drug Laws	15,877	2,416	18,293	14,638	2,259	16,897	-7.6%
Gambling	9	4	13	15	2	17	30.8%
Crimes Against Family	721	17	738	770	25	795	7.7%
D.U.I.I.	20,797	304	21,101	22,225	353	22,578	7.0%
Liquor Laws	10,817	5,860	16,677	12,297	5,885	18,182	9.0%
Disorderly Conduct	4,300	1,346	5,646	4,617	1,376	5,993	6.1%
All Other (Except Traffic)	21,480	8,072	29,552	19,208	7,104	26,312	-11.0%
Curfew		5,124	5,124		5,387	5,387	5.1%
Runaway Juveniles		4,364	4,364		3,483	3,483	-20.2%
TOTAL	76,914	28,076	104,990	76,588	26,352	102,940	-2.0%
GRAND TOTAL	130,350	48,750	179,100	126,961	44,627	171,588	-4.2%
* Index Total	28,611	13,911	42,522	26,415	12,193	38,608	-9.2%
Traffic Crime	16,320	708	17,028	13,763	606	14,369	-15.6%
Fish & Game Violations	4,443	573	5,016	4,208	227	4,435	-11.6%
Marine Violations	653	31	684	638	31	669	-2.2%

(1) Negligent Homicide arrests include both vehicular and non-vehicular circumstances.

INDEX CRIME OFFENSES

INDEX	1997	1998	PERCENT CHANGE	RATE PER 10,000	
				1997	1998
INDEX					
Willful Murder	101	113	11.9%	0.3	0.3
Forcible Rape	1,287	1,290	0.2%	4.0	3.9
Robbery	3,805	3,464	-9.0%	11.8	10.6
Aggravated Assault	9,277	8,822	-4.9%	28.8	27.0
Total Violent Index	14,470	13,689	-5.4%	45.0	41.9
Burglary	33,535	30,456	-9.2%	104.2	93.2
Larceny	136,460	124,533	-8.7%	424.2	381.1
Motor Vehicle Theft	19,888	17,712	-10.9%	61.8	54.2
Arson	1,618	1,579	-2.4%	5.0	4.8
Total Property Index	191,501	174,280	-9.0%	595.3	533.4
INDEX TOTAL	205,971	187,969	-8.7%	640.3	575.3

TOTAL REPORTED INDEX CRIME OFFENSES January through December 1998

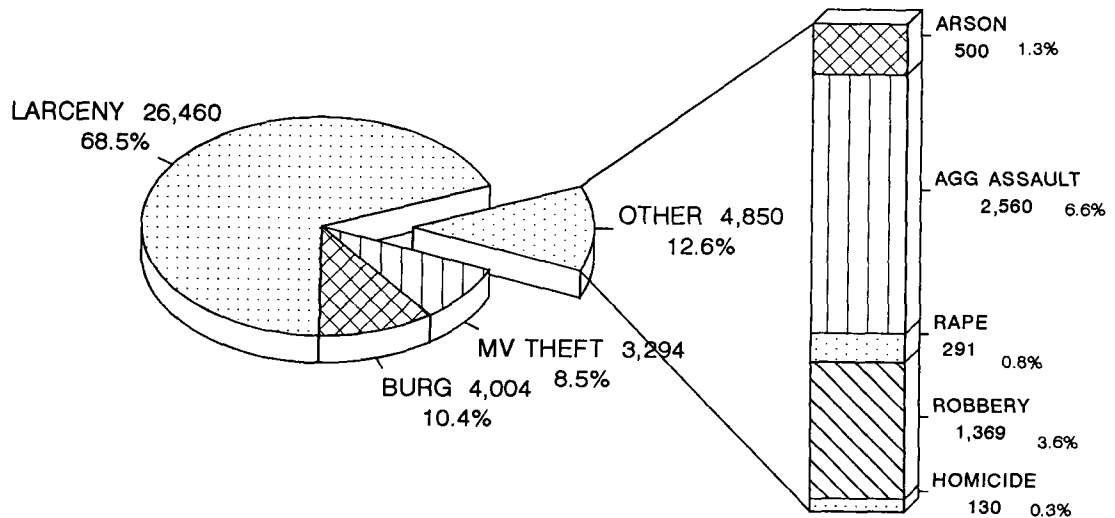


Total Index Crime = 187,969

INDEX CRIME ARRESTS

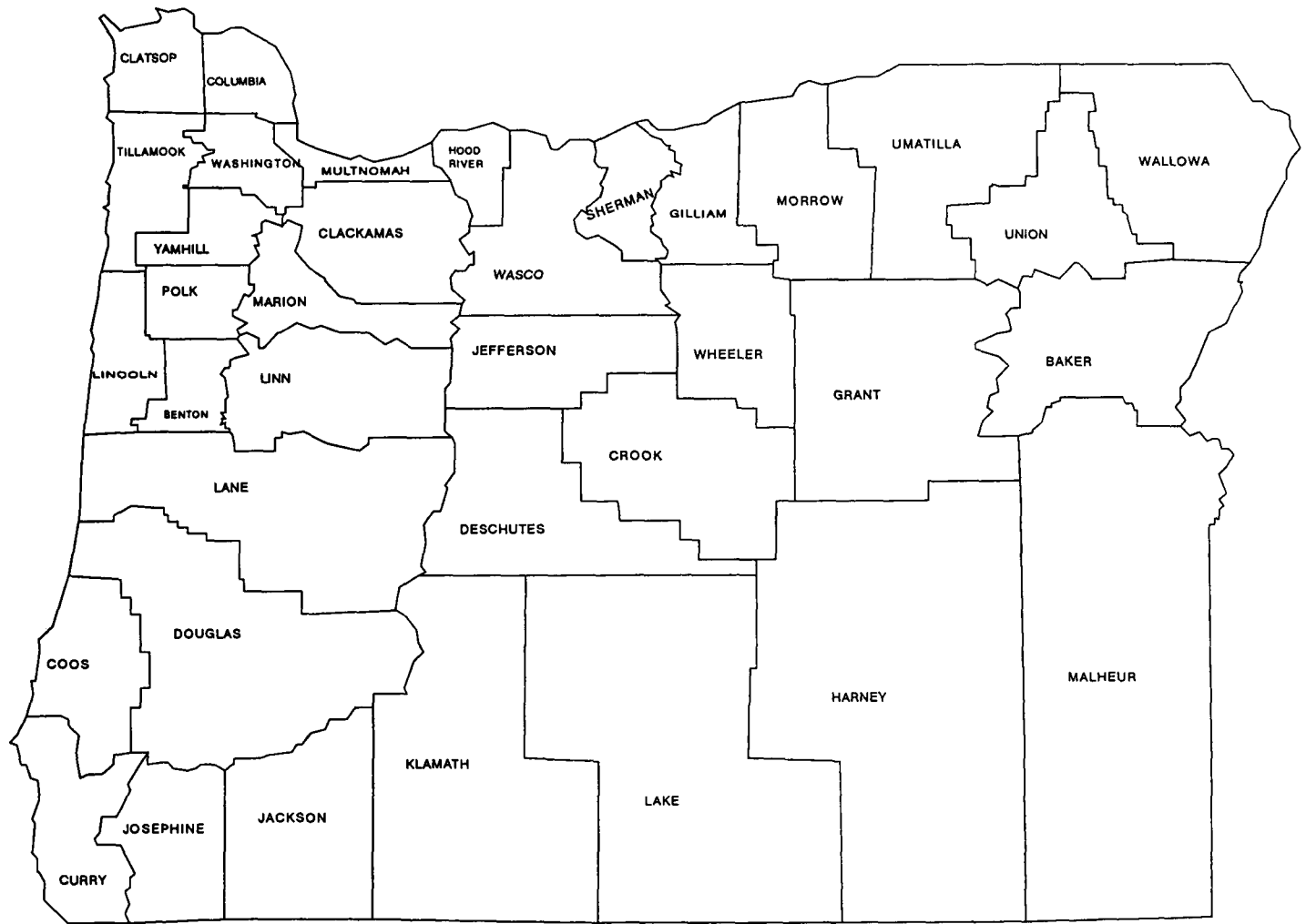
INDEX	1997			1998			PERCENT CHANGE
	ADULT	JUVENILE	TOTAL	ADULT	JUVENILE	TOTAL	
Willful Murder	99	13	112	116	14	130	16.1%
Forcible Rape	257	68	325	238	53	291	-10.5%
Robbery	1,005	304	1,309	1,078	291	1,369	4.6%
Aggravated Assault	2,072	616	2,688	1,995	565	2,560	-4.8%
Total Violent Index	3,433	1,001	4,434	3,427	923	4,350	-1.9%
Burglary	2,720	1,885	4,605	2,541	1,463	4,004	-13.1%
Larceny	19,431	9,633	29,064	17,953	8,507	26,460	-9.0%
Motor Vehicle Theft	2,847	1,109	3,956	2,306	988	3,294	-16.7%
Arson	180	283	463	188	312	500	8.0%
Total Property Index	25,178	12,910	38,088	22,988	11,270	34,258	-10.1%
INDEX TOTAL	28,611	13,911	42,522	26,415	12,193	38,608	-9.2%

TOTAL REPORTED INDEX CRIME ARRESTS January through December 1998



Total Index Crime = 38,608

OREGON COUNTY MAP



COUNTY FIVE YEAR PROFILE OF INDEX CRIMES					
	1994	1995	1996	1997	1998
BAKER	801	945	995	1,151	959
BENTON	3,930	3,868	3,375	3,735	3,063
CLACKAMAS	15,165	16,183	16,142	16,637	16,259
CLATSOP	1,675	1,895	1,988	1,752	1,823
COLUMBIA	1,048	1,162	1,121	1,163	1,217
COOS	3,442	3,821	2,962	3,251	2,807
CROOK	630	769	745	957	630
CURRY	558	680	619	540	565
DESCHUTES	4,954	6,020	5,878	6,540	5,120
DOUGLAS	4,724	4,747	4,396	4,202	3,917
GILLIAM	37	31	33	34	56
GRANT	261	230	189	213	100
HARNEY	181	219	191	253	205
HOOD RIVER	676	685	643	837	751
JACKSON	9,975	10,748	9,177	10,181	9,663
JEFFERSON	569	832	851	772	599
JOSEPHINE	3,562	3,825	3,369	3,984	3,717
KLAMATH	2,440	3,160	2,522	2,618	2,405
LAKE	151	180	194	181	163
LANE	20,428	22,418	21,840	23,536	21,367
LINCOLN	2,696	2,601	2,277	2,496	2,647
LINN	7,080	7,297	6,202	7,084	6,126
MALHEUR	1,647	1,517	1,444	1,355	1,218
MARION	19,242	21,549	18,530	19,529	18,484
MORROW	408	363	461	425	463
MULTNOMAH	63,071	63,355	57,837	61,608	54,182
POLK	2,763	2,559	2,370	2,351	2,292
SHERMAN	44	70	66	59	56
TILLAMOOK	879	820	692	648	809
UMATILLA **	2,009	3,021	2,895	3,099	3,253
UNION	788	752	831	1,056	804
WALLOWA	136	149	158	160	130
WASCO	1,662	1,469	1,132	1,231	1,239
WASHINGTON	15,023	17,051	16,977	18,320	17,428
WHEELER	46	54	46	44	27
YAMHILL	3,437	3,714	3,748	3,969	3,425
TOTAL	196,138	208,759	192,896	205,971	187,969

** Umatilla County - Pendleton Police Department submitted no reports for 1994, but resumed reporting in 1995.

STATEWIDE OFFENSES by DAY OF WEEK, 1998
(Includes offenses which were later unfounded)

		OFFENSE SUMMARY BY DAY OF WEEK							
CLASSIFICATION OF OFFENSES	OFFENSE COUNT	SUNDAY	MONDAY	TUESDAY	WEDNESDAY	THURSDAY	FRIDAY	SATURDAY	UNKNOWN
PART 1 & PART 2									
01. HOMICIDE									
1. WILLFUL MURDER	83	17	8	13	9	10	7	18	1
2. AGGRAVATED MURDER	25	4	3	4	6	1	1	4	2
3. NEGL. NON-TRAFFIC	11	2	2			2	3	2	
TOTAL	119	23	13	17	15	13	11	24	3
02. RAPE (FORCIBLE)									
1. FORCIBLE	1,067	150	115	116	106	146	121	163	150
2. ATTEMPT RAPE-FORCE	160	25	14	11	16	32	22	22	18
TOTAL	1,227	175	129	127	122	178	143	185	168
03. ROBBERY									
1. HIGHWAY	985	123	134	134	147	124	154	156	13
2. BUSINESS	1,130	166	161	158	160	154	163	156	12
3. SERVICE STATION	92	15	14	12	11	11	18	10	1
4. CONVENIENCE STORE	218	31	34	31	31	35	24	30	2
5. RESIDENCE	275	31	36	40	35	47	32	49	5
6. BANK	224	1	38	50	42	39	47	7	
9. OTHER	466	71	65	65	59	69	78	58	1
TOTAL	3,390	438	482	490	485	479	516	466	34
04. AGGRAVATED ASSAULT									
1. AGGRAVATED	8,210	1,339	1,010	996	1,060	1,063	1,177	1,449	116
3. ATTEMPTED MURDER	200	37	20	25	17	48	22	29	2
TOTAL	8,410	1,376	1,030	1,021	1,077	1,111	1,199	1,478	118
05. BURGLARY									
1. RESIDENCE	17,672	1,883	2,256	2,218	2,230	2,182	2,356	2,040	2,507
2. BUSINESS	6,984	927	858	756	828	892	898	915	910
3. OTHER STRUCTURE	4,797	466	541	538	490	527	601	542	1,092
TOTAL	29,453	3,276	3,655	3,512	3,548	3,601	3,855	3,497	4,509
06. LARCENY									
1. PICKPOCKET	199	28	24	31	27	19	30	32	8
2. PURSES/NATCH	229	20	27	37	29	36	44	31	5
3. SHOPLIFT	20,539	2,475	2,753	2,915	2,959	3,019	3,092	3,145	181
4. FROM MOTOR VEHICLE	36,038	4,507	4,846	4,629	4,598	4,683	4,603	4,475	3,697
5. MOTOR VEH. PART/ACC.	12,287	1,364	1,550	1,610	1,539	1,560	1,571	1,382	1,711
6. BICYCLES	7,964	983	1,076	1,077	1,115	1,066	1,114	950	583
7. FROM PUBLIC BUILDING	8,620	814	1,091	1,145	1,140	1,160	1,238	976	1,056
8. FROM COIN-OP MACHINE	342	45	40	51	46	45	37	25	53
9. ALL OTHERS	35,099	3,385	4,260	4,294	4,204	4,262	4,543	4,037	6,114
TOTAL	121,317	13,621	15,667	15,789	15,657	15,850	16,272	15,053	13,408
07. MOTOR VEHICLE THEFT									
1. AUTOMOBILES	10,918	1,371	1,373	1,385	1,372	1,441	1,452	1,439	1,085
2. TRUCKS AND BUSES	5,509	684	644	706	665	675	683	691	761
3. MOTORCYCLES	724	85	78	98	94	88	81	70	130
4. SNOWMOBILES	41	1	2	7	3	3	2	3	20
9. OTHER VEHICLES	436	51	71	56	74	54	45	57	28
TOTAL	17,628	2,192	2,168	2,252	2,208	2,261	2,263	2,260	2,024
08. SIMPLE ASSAULT	26,257	4,185	3,391	3,483	3,406	3,458	3,800	4,143	391
09. ARSON	1,362	206	158	215	198	191	170	185	39
10. FORGERY/COUNTERFEIT	12,649	1,085	1,866	1,976	1,925	1,825	1,719	1,314	939
11. FRAUD	9,887	885	1,372	1,430	1,310	1,371	1,365	1,035	1,119
12. EMBEZZLEMENT	732	57	72	85	64	70	89	78	217
13. STOLEN PROPERTY	766	57	102	124	108	107	113	112	43
14. VANDALISM	43,702	5,566	5,356	5,112	5,122	5,271	5,961	6,413	4,901
15. WEAPON LAWS	3,355	418	419	470	492	502	475	544	35
16. PROSTITUTION	887	98	31	66	83	89	242	289	9
17. SEX CRIMES	5,376	517	613	614	620	718	625	526	1,143
18. DRUG LAWS	17,540	1,971	2,179	2,437	2,644	2,979	2,733	2,452	145
19. GAMBLING	22	1	3	3	5	5	2	3	
20. OFF. AGAINST FAMILY	2,554	290	366	409	327	386	367	281	128
21. DRIVING UNDER INFLUENCE	18,058	3,706	1,631	1,556	1,691	2,114	2,953	4,405	2
22. LIQUOR LAWS	13,409	2,102	1,067	1,317	1,441	1,734	2,624	3,076	48
24. DISORDERLY CONDUCT	16,854	2,507	2,087	2,087	2,091	2,102	2,344	2,815	520
25. KIDNAPPING	607	86	77	81	69	80	111	69	34
26. ALL OTHER	56,924	6,872	7,941	8,249	8,225	8,298	8,452	7,655	1,232
28. CURFEW	7,258	1,431	902	880	777	859	898	1,509	2
29. RUNAWAY	12,334	1,447	1,800	1,766	1,706	1,748	2,034	1,552	281
GRAND TOTAL	432,077	54,588	54,577	55,572	55,427	57,642	61,380	61,399	31,492

Does not include data from Douglas County Sheriff's Office, Roseburg Police Department, Hillsboro Police Department or Oregon State Police.

Does not include data from Douglas County Sheriff's Office, Roseburg Police Department or Hillsboro Police Department. Does not include D.U.I. offenses from Oregon State Police.

OFFENSES BY MONTH OF OCCURANCE

CLASSIFICATION OF OFFENSES	JAN	FEB	MAR	APR	MAY	JUN	JUL	AUG	SEP	OCT	NOV	DEC	TOTAL
PART 1 & PART 2													
01. HOMICIDE													
1. WILLFUL MURDER	5	7	8	2	5	7	9	11	9	7	9	6	85
2. AGGRAVATED MURDER	1	2	1	2			2	2	2	4	2	2	20
3. NEGL. NON-TRAFFIC	1		1		2	1	2			2			9
4. TRAFFIC DEATH ARRESTS													
TOTAL	7	9	10	4	8	12	13	13	11	13	12	8	120
02. RAPE (FORCIBLE)													
1. FORCIBLE	82	71	100	102	96	95	115	99	96	79	100	97	1,132
2. ATTEMPT RAPE-FORCE	18	13	12	11	18	16	12	14	15	8	9	10	156
TOTAL	100	84	112	113	114	111	127	113	111	87	109	107	1,288
03. ROBBERY													
1. HIGHWAY	76	85	68	69	78	76	87	89	99	94	80	79	980
2. BUSINESS	111	105	82	97	95	86	96	74	80	83	112	108	1,129
3. SERVICE STATION	13	13	8	5	5	8	8	8	2	7	7	8	92
4. CONVENIENCE STORE	31	29	18	11	9	22	20	11	14	18	17	19	219
5. RESIDENCE	26	28	19	18	30	19	18	27	26	26	18	22	277
6. BANK	12	19	16	16	18	21	26	15	22	27	16	20	228
9. OTHER	33	33	34	37	40	45	43	33	37	45	47	36	463
TOTAL	302	312	245	253	275	277	298	257	280	300	297	292	3,388
04. AGGRAVATED ASSAULT													
1. AGGRAVATED	682	652	673	734	745	748	766	747	749	709	596	634	8,435
3. ATTEMPTED MURDER	16	8	10	23	43	23	13	12	17	15	12	21	213
TOTAL	698	660	683	757	788	771	779	759	766	724	608	655	8,648
05. BURGLARY													
1. RESIDENCE	1,522	1,447	1,544	1,587	1,507	1,411	1,525	1,501	1,472	1,400	1,365	1,324	17,605
2. BUSINESS	682	609	651	638	614	579	513	551	534	565	550	552	7,038
3. OTHER STRUCTURE	453	409	469	461	456	379	378	355	318	414	377	376	4,845
TOTAL	2,657	2,465	2,664	2,686	2,577	2,369	2,416	2,407	2,324	2,379	2,292	2,252	29,488
06. LARCENY													
1. PICKPOCKET	19	15	17	17	18	13	21	21	13	14	12	19	199
2. PURSES/NATCH	19	18	19	20	20	24	15	15	21	16	21	22	230
3. SHOPLIFT	1,813	1,797	1,902	1,806	1,749	1,705	1,607	1,610	1,626	1,675	1,564	1,698	20,552
4. FROM MOTOR VEHICLE	3,233	2,961	3,449	3,351	3,184	3,029	2,926	2,802	2,539	2,849	2,794	3,006	36,123
5. MOTOR VEH. PART/ACC.	1,015	1,077	1,091	1,001	1,142	1,124	1,019	898	873	1,039	1,014	977	12,270
6. BICYCLES	508	529	590	604	664	821	905	913	809	769	471	368	7,951
7. FROM PUBLIC BUILDING	700	739	824	761	707	732	624	615	619	819	792	651	8,583
8. FROM COIN-OP MACHINE	34	25	37	35	33	23	26	32	24	23	26	22	340
9. ALL OTHERS	3,077	2,987	3,155	2,981	2,986	2,920	3,017	2,953	2,713	2,738	2,561	2,933	35,021
TOTAL	10,418	10,148	11,084	10,576	10,503	10,391	10,160	9,859	9,237	9,942	9,255	9,696	121,269
07. MOTOR VEHICLE THEFT													
1. AUTOMOBILES	1,128	1,055	1,114	914	896	811	791	778	683	772	787	831	10,560
2. TRUCKS AND BUSES	663	540	547	456	472	384	387	376	368	388	419	408	5,408
3. MOTORCYCLES	38	45	57	76	67	70	61	79	48	71	61	50	723
4. SNOWMOBILES	2	1	6	6	4	3	5	2	1	2	5	2	39
9. OTHER VEHICLES	53	40	60	60	29	52	43	42	33	50	47	41	550
TOTAL	1,884	1,681	1,784	1,512	1,468	1,320	1,287	1,277	1,133	1,283	1,319	1,332	17,280
08. SIMPLE ASSAULT	2,148	1,899	2,276	2,286	2,421	2,198	2,540	2,325	2,205	2,102	2,058	1,953	26,411
09. ARSON	94	78	153	125	110	158	167	160	148	137	102	87	1,519
10. FORGERY/COUNTERFEIT	1,268	1,180	1,142	1,038	1,010	917	1,068	1,035	1,049	1,013	981	1,046	12,747
11. FRAUD	895	854	901	873	867	798	730	815	778	815	785	774	9,885
12. EMBEZZLEMENT	74	45	67	65	54	71	61	46	51	54	62	81	731
13. STOLEN PROPERTY	70	84	63	81	74	59	65	62	65	64	53	60	800
14. VANDALISM	3,663	3,265	4,157	4,018	3,782	3,867	3,795	3,628	3,399	3,615	3,364	3,211	43,764
15. WEAPON LAWS	298	341	327	340	353	298	311	270	309	325	252	273	3,697
16. PROSTITUTION	40	62	32	128	72	58	129	103	154	44	31	36	889
17. SEX CRIMES	501	401	495	463	498	486	514	522	522	517	445	389	5,753
18. DRUG LAWS	1,589	1,547	1,776	1,641	1,668	1,484	1,505	1,539	1,694	1,717	1,440	1,359	18,959
19. GAMBLING	1	1	5	1	1	3	4	3	2	1	1	2	25
20. OFF. AGAINST FAMILY	203	227	215	255	210	224	227	216	200	180	201	186	2,544
21. DRIVING UNDER INFLUENCE	1,443	1,124	1,322	1,400	1,750	1,606	1,784	1,677	1,614	1,525	1,312	1,501	18,058
22. LIQUOR LAWS	841	761	1,094	1,081	1,276	1,414	1,665	1,554	1,310	1,341	1,003	865	14,205
24. DISORDERLY CONDUCT	1,257	1,182	1,318	1,429	1,566	1,521	1,734	1,516	1,443	1,381	1,188	1,105	16,640
25. KIDNAPPING	47	53	45	39	52	72	54	49	49	52	54	48	614
26. ALL OTHER	4,478	4,144	5,105	4,970	5,171	5,213	5,349	5,290	4,884	4,695	4,120	3,784	57,203
28. CURFEW	527	411	506	535	614	824	983	907	686	448	416	426	7,283
29. RUNAWAY	910	1,086	1,177	1,156	1,194	1,090	909	938	1,015	1,065	926	851	12,317
GRAND TOTAL	36,413	34,104	38,758	37,825	38,476	37,612	38,674	37,340	35,439	35,819	32,686	32,379	435,525

STATEWIDE OFFENSES by MONTH, 1998
(Includes offenses which were later unfounded)

STATEWIDE OFFENSES BY TYPE OF LOCATION, 1998
(Includes offenses which were later unfounded)

	01	02 - 17	03	04 - 08	05	06	07	09	10 - 11 - 12	14	18	22 - 24	26	TOTAL
	HOM	SEX	ROBB	ASLT	BURG	LARC	MVT	ARSON	F/F/E	VAND	DRUGS	LQ/DC	OTHER	
10 SINGLE FAMILY RESID.	41	3,431	137	11,681	12,350	10,992	1,112	221	1,352	5,822	2,163	5,640	19,553	74,495
11 APT/PLEX/CONDOMINIUM	10	1,030	119	5,176	3,252	3,611	412	81	310	1,669	688	2,203	5,143	23,704
12 CLUB/DORMITORY		77		329	247	372	20	14	31	141	26	100	452	1,809
13 CABIN		4		8	99	13	6	3	2	14	1	4	20	174
14 HOTEL/MOTEL	1	94	60	293	164	731	58	5	282	268	248	169	425	2,798
20 PUBLIC SAFETY FACIL.		76		418	21	140	18	5	44	233	369	125	1,171	2,620
21 GOVT. OFFICE/SERVICE		37		112	125	336	15	8	193	333	85	145	598	1,987
22 PUB.SCHOOL/COLLEGE		148	18	1,160	582	2,514	37	145	57	1,769	529	859	2,103	9,921
23 AUDITORIUM				28	24	87	3	2	6	58	3	56	39	306
24 AIRPORT/DEPOT		4	6	20	13	400	3		13	52	38	48	160	757
25 CHURCH		14	2	29	282	208	8	16	8	289	5	26	114	1,001
26 PVT.SCHOOL/COLLEGE		18		101	52	234	5	3	10	140	37	82	185	867
27 HOSPITAL		13		70	17	249	16		27	40	23	72	144	671
30 RESTAURANT	2	25	171	305	609	1,614	39	17	1,186	594	59	273	541	5,435
31 THEATER		1	6	10	15	73	10		6	27	2	10	19	179
32 B ALLEY/RINK/ARCADE		7	6	38	30	193	8		48	55	5	90	61	541
33 NIGHT CLUB/TAVERN	1	11	40	685	174	683	35	3	352	170	56	761	580	3,551
34 FINANCIAL		1	180	16	61	306	7		2,136	112	33	21	100	2,973
35 SERVICES		8	114	133	392	1,349	97	5	1,403	423	53	145	398	4,520
36 MEDICAL/DENTAL		11	4	20	169	170	3	3	53	115	15	15	72	650
37 PHARMACY/DRUGSTORE			22	8	29	251	3	2	182	25	193	8	43	766
38 GROCERY		9	253	218	185	7,340	61	6	2,585	229	137	724	923	12,670
39 CONVENIENCE STORE	1	11	209	153	233	2,878	19	6	684	194	57	337	567	5,349
40 DEPARTMENT/VARIETY		27	204	158	168	7,675	53	1	1,475	199	182	127	760	11,029
41 APPAREL		6	20	11	72	754	1		218	44	12	16	48	1,202
42 JEWELRY/CAMERA		2	4	4	25	79			58	20	1		10	203
43 FURNITURE/APPLIANCE			3	2	41	59		2	73	64	3	3	4	254
44 HARDWARE/SPORT.GOODS			3	6	94	307	4		193	65	5	4	45	733
45 MOTOR VEHICLE SALES		25	9	105	288	4,334	456	6	375	1,913	93	35	267	7,906
46 MARINE				2	15	39	2		2	8		4	13	85
47 CONSTRUCTION				14	286	345	23	3	69	118	3	3	32	896
48 LIQUOR/BEVERAGE			4	4	39	71			45	16		20	11	210
49 OTHER BUSINESS		126	127	351	2,635	4,820	228	50	2,197	2,187	128	646	2,010	15,505
50 FACTORY/WAREHOUSE		4	35	48	519	1,120	43	7	454	193	19	19	143	2,604
51 OTH.RESIDENCE BLDGS.		19	4	87	1,734	483	109	23	7	192	23	12	154	2,847
52 OTHER FARM BLDGS.		6		6	358	142	51	6	3	31	3	5	36	647
53 DOCK/PIER/WHARF			1	8	11	68	8	1		23	4	15	33	172
59 OTHER BUILDINGS		9	6	21	648	329	18	22	72	317	8	30	143	1,623
60 STREET/ALLEY/SIDEWLK	9	381	576	4,553	93	15,492	5,329	144	426	8,225	4,480	5,936	10,943	56,587
61 FREEWAY		15	6	118		38	44	18	18	51	252	95	191	846
62 OTHER ROAD	1	64	17	381	9	385	180	36	37	464	692	726	1,433	4,425
63 BRIDGE/VIADUCT/TUNNL		3		16		13	1			81	10	21	55	200
64 PARKING LOT/DRIVEWAY	8	145	215	1,976	113	23,978	7,220	84	186	8,604	771	1,884	3,538	48,722
70 GOLF COURSE			2	3	24	68	5	2	4	62		5	17	192
71 PARK/CAMPGROUND/BEACH	3	182	62	540	38	841	45	45	41	904	300	985	1,109	5,095
72 WATER/SHORELINE		19	5	72	5	245	21	1	4	70	50	147	263	902
73 CEMETARY		3	1		6	22				47	4	10	21	114
74 YARDS/RELATED AREA	5	128	24	768	55	6,112	255	115	49	2,300	87	553	4,475	14,926
75 DEV.FARMLAND/PASTURE		4		15	37	211	32	14	5	182	15	29	379	923
76 LOGGING SITE				3	1	47	3	2		18	3		14	91
77 WOODS/FOREST/MTS.	3	20	5	33	6	235	19	42	2	116	144	68	536	1,229
79 OTHER AREA		357	54	931	226	4,306	1,120	53	374	1,706	302	492	3,455	13,376
UNKNOWN	30	800	667	4,423	3,060	14,759	670	302	6,169	3,001	6,552	7,410	68,291	116,134
TOTAL	115	7,375	3,408	35,670	29,731	122,121	17,934	1,525	23,526	43,993	18,971	31,213	131,840	467,422

Does not include data from Douglas County Sheriff's Office, Roseburg Police Department or Hillsboro Police Department. Does not include D.U.I.I. offenses from Oregon State Police.

This page is intentionally blank.

REPORT OF CRIMINAL OFFENSES
MOTIVATED BY PREJUDICE
JANUARY through DECEMBER, 1998

This page is intentionally blank.

OREGON BIAS CRIME STATISTICS SUMMARY

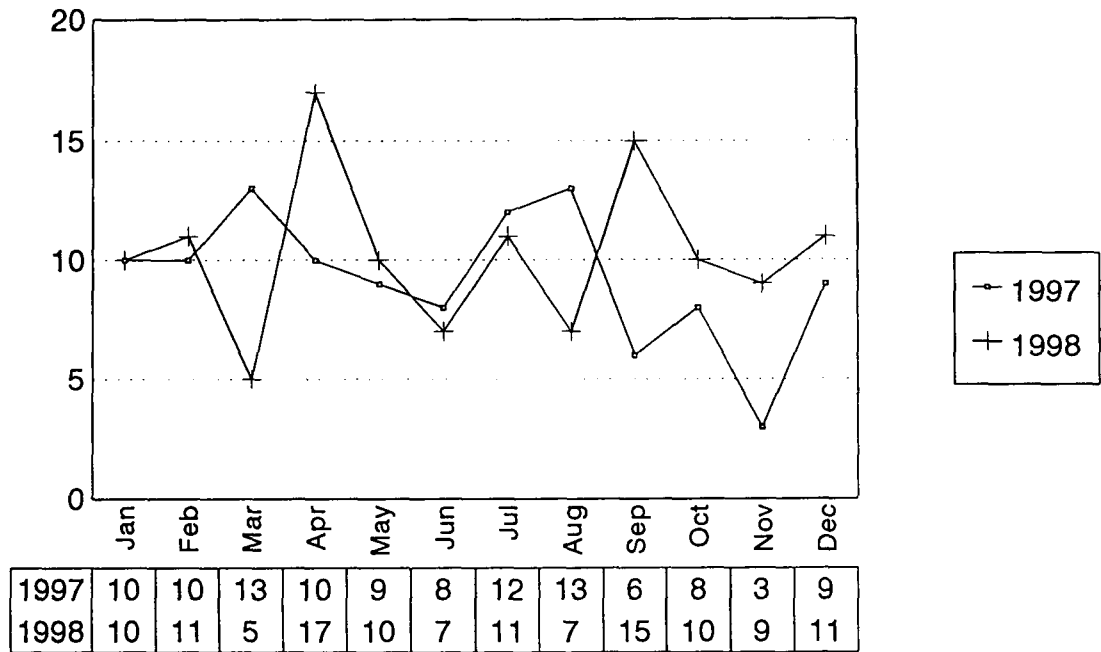
January through December 1998

The 1989 Oregon Legislature passed Senate Bill 606, amending ORS 181.550, requiring law enforcement agencies to report crimes motivated by prejudice to the State Executive Department, Law Enforcement Data System (LEDS). Law Enforcement agencies report these Bias Crime incidents by sending a copy of the police report to LEDS. The 1995 legislature passed Senate Bill 1044 which moved the Law Enforcement Data System from the Executive Department to the Department of Oregon State Police. This transfer included the Uniform Crime Reporting and Bias Crime Reporting Programs.

The number of bias crimes reported for 1998 increased 10.8% from the number reported for 1997.

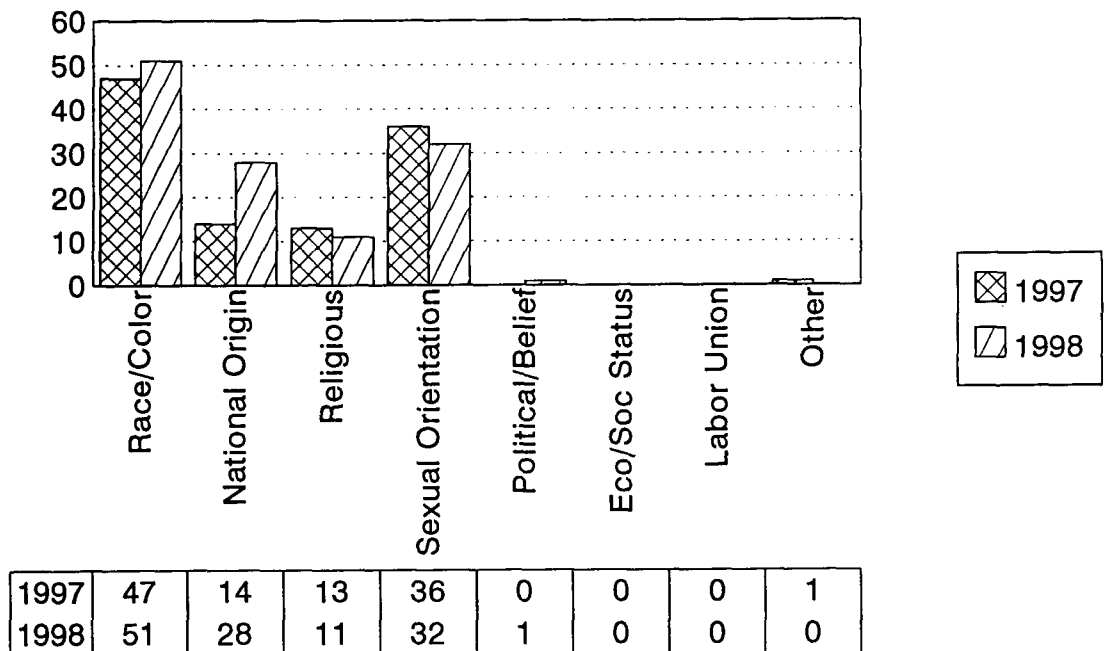
Bias Crime

Totals By Month Jan-Dec 1998 Compared to Jan-Dec 1997



By Type of Prejudice

Jan-Dec 1998 Compared to Jan-Dec 1997



A. Reported incidents by month:	January through December	January through December
	1997	1998
January	10	10
February	10	11
March	13	5
April	10	17
May	9	10
June	8	7
July	12	11
August	13	7
September	6	15
October	8	10
November	3	9
December	9	11

TOTAL	111	123
-------	-----	-----

B. Reported incidents by type of crime:

Aggravated Assault	18	17
Burglary-Larceny	5	1
Forcible Rape		
Intimidation	50	45
Motor Vehicle Theft		
Murder		
Robbery	2	2
Simple Assault	18	23
Vandalism	18	32
Other		3

TOTAL	111	123
-------	-----	-----

C. Reported incidents by type of prejudice:

Race/Color	47	51
National Origin	14	28
Religious	13	11
Sexual Orientation	36	32
Political/Beliefs		1
Labor Union		
Economic/Social Status		
Handicap	1	

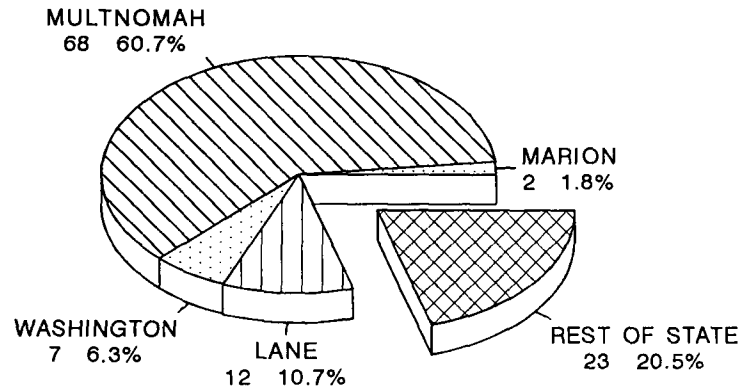
TOTAL	111	123
-------	-----	-----

This page is intentionally blank.

D. Number and description of victims:	January through December 1997	January through December 1998
Asian Male	2	5
Asian Female	2	1
Black Male	17	23
Black Female	13	16
Hispanic Male	13	24
Hispanic Female	3	9
Indian Male		4
Indian Female	1	1
White Male	41	37
White Female	29	25
	<hr/>	
VICTIM TOTAL	121	145
Male Victim Total	73	93
Female Victim Total	48	52
E. Number and description of offenders:		
Asian Male		1
Asian Female		
Black Male	6	14
Black Female	6	
Hispanic Male	2	4
Hispanic Female		
Indian Male		
Indian Female		
White Male	88	110
White Female	14	13
	<hr/>	
OFFENDER TOTAL	116	142
Male Offender Total	96	129
Female Offender Total	20	13

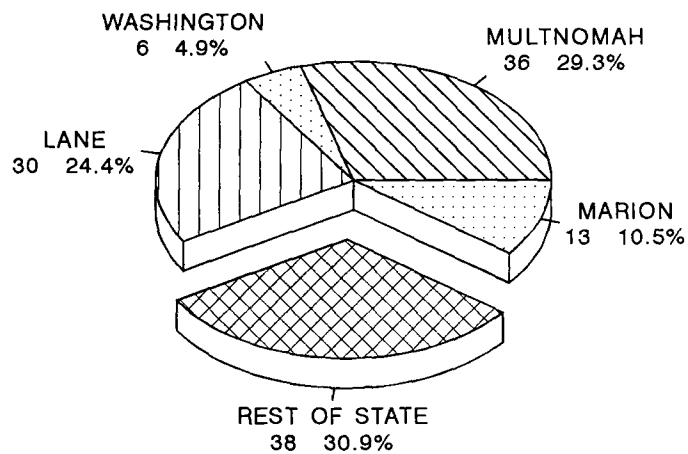
CRIMES MOTIVATED BY PREJUDICE by County Jan-Dec 1997 and 1998

1997



1997 Total = 111

1998



1998 Total = 123

F. Reported incidents by county of occurrence

COUNTY	January through December 1997	January through December 1998	January through December 1998					
			Race	National Origin	Sexual Orientation	Religion	Other	
Baker								
Benton	8	8	4		3		1	
Clackamas	4	10	6	2			2	
Clatsop								
Columbia								
Coos	1	3	1		1			1
Crook								
Curry	1							
Deschutes	3	5	2	2	1			
Douglas	2							
Gilliam								
Grant								
Harney								
Hood River								
Jackson	1	1			1			
Jefferson								
Josephine	1	2			2			
Klamath		1	1					
Lake								
Lane	12	30	10	6	11		3	
Lincoln								
Linn		3		2	1			
Malheur								
Marion	2	13	4	6	3			
Morrow								
Multnomah	68	36	16	6	9		5	
Polk								
Sherman								
Tillamook		1	1					
Umatilla		2		2				
Union	1	1	1					
Wallowa								
Wasco								
Washington	7	6	5	1				
Wheeler								
Yamhill		1		1				
TOTAL	111	123	51	28	32	11	1	

This page is intentionally blank.

DOMESTIC DISTURBANCE REPORTING
JANUARY through DECEMBER 1998

This page is intentionally blank.

DOMESTIC DISTURBANCE REPORTING SUMMARY JANUARY through DECEMBER 1998

ORS 181.550 directs all Oregon law enforcement agencies to report all statistics regarding incidents arising out of Domestic Disturbances under ORS 133.055 (2) and 133.310 (3) to the Department of State Police. An interim program of manual reporting has been implemented on a quarterly basis beginning with the last quarter of 1994.

The county summary on the following pages represents the results of reports from 161 agencies, covering 95.4% of Oregon's population.

OREGON DOMESTIC DISTURBANCE REPORTING

January through December 1998

COUNTY		CRIME TOTAL	CRIME TYPE THAT OCCURRED IN THE CONTEXT OF DOMESTIC INCIDENT											Domestic Restraining Order Violations	Non-Criminal Domestic Disturbance
			Homicide	Rape	Agg. Assault	Burglary	Simple Assault	Vandalism	Other Sex Crimes	Disorderly Conduct	Trespass	Criminal Threat	All Other		
BAKER	Incidents	128			7	1	93	1	3	9	3	11	44	54	
	Arrests	121			7	1	91	1	3	8	3	7	31		
BENTON	Incidents	214		3	9	3	118	1	5	5	21	49	23	275	
	Arrests	164		2	7	3	102	1	2	1	2	44	9		
CLACKAMAS	Incidents	1,572	3	4	53	17	1,009	28	5	17	46	242	148	697	
	Arrests	1,321	1	4	42	13	864	23	2	16	30	216	110	224	
CLATSOP	Incidents	224		2	30		121			19	17	3	32	381	
	Arrests	176		2	27		104	1		8	12	3	19	41	
COLUMBIA	Incidents	440					204			177	43	1	15	139	
	Arrests	217					136			69	10	1	1	43	
COOS	Incidents	771			8		279	1		300	10	128	45	678	
	Arrests	375			7		238	1		33	2	67	27	85	
CROOK	Incidents	90			1	1	64	1		17	3	2	1	79	
	Arrests	74			1		56	1		10	3	2	1	9	
CURRY	Incidents	70			4		61					3	2	86	
	Arrests	66			4		57					3	2	13	
DESCHUTES	Incidents	653			17		531	8	3	76	4	8	6	622	
	Arrests	501			13		420	4	1	46	4	7	6	109	
DOUGLAS	Incidents	571	1	3	14		337	1	3	45	15	62	90	537	
	Arrests	470	1	2	13		295	1	3	14	16	53	72	46	
GILLIAM	Incidents	8					5						3	122	
	Arrests	8					5						3	1	
GRANT	Incidents	29			1		25			2			1	35	
	Arrests	24			1		22			1				2	
HARNEY	Incidents	101			5		80			14	2			59	
	Arrests	44			3		39			2				8	
HOOD RIVER	Incidents	71					69			2				70	
	Arrests	63					61			2				7	
JACKSON	Incidents	976	1	2	107	6	421	9	4	76	21	52	277	1,193	
	Arrests	557		1	104	4	352	8	1	22	9	19	37	18	
JEFFERSON	Incidents	180			3		155			21		1		63	
	Arrests	122			3		107			11		1		10	
JOSEPHINE	Incidents	232	1		10		193			3		13	12	219	
	Arrests	188			6		165			1		10	6	33	
KLAMATH	Incidents	497			7	2	323	7	2	99		23	34	173	
	Arrests	377			4	1	233	5	2	76		30	26	54	
LAKE	Incidents	14			2		10			2				8	
	Arrests	11			1		8			2				4	

OREGON DOMESTIC DISTURBANCE REPORTING

January through December 1998

COUNTY		CRIME TOTAL	CRIME TYPE THAT OCCURRED IN THE CONTEXT OF DOMESTIC INCIDENT										Domestic Restraining Order Violations	Non-Criminal Domestic Disturbance	
			Homicide	Rape	Agg. Assault	Burglary	Simple Assault	Vandalism	Other Sex Crimes	Disorderly Conduct	Trespass	Criminal Threat			All Other
LANE	Incidents	842	2		26	7	651	1		8		98	49	556	2,456
	Arrests	777	1		22	6	601			2		98	47	239	
LINCOLN	Incidents	299			15		170	1		29		40	44	177	504
	Arrests	267			11		155			9		38	54	55	
LINN	Incidents	353			24	1	290	4		8	2		24	257	1,009
	Arrests	338			25		291	2		8	2		10	77	
MALHEUR	Incidents	292			1		128	11	2	85	9	37	19	25	154
	Arrests	197					84	3	3	56	10	29	12	5	
MARION	Incidents	1,410	2	6	36	13	758	42	11	14	13		515	490	3,390
	Arrests	1,351	2	2	35	9	710	35	2	13	7		536	278	
MORROW	Incidents	46			17		19		1	9				13	19
	Arrests	33			14		10		1	8				1	
MULTNOMAH	Incidents	6,931		24	1,658	127	2,855	248	10	1,032	555	257	165	145	10
	Arrests	3,325		9	990	35	1,712	49	1	235	168	76	50	32	
POLK	Incidents	185			8	4	105	2	1	4			61	81	439
	Arrests	173			7	1	96			4			65	39	
SHERMAN	Incidents	6					5					1		2	5
	Arrests	5					4					1		2	
TILLAMOOK	Incidents	170			5	5	98	3		34	6	6	13	60	92
	Arrests	139			5	5	90	3		20	2	6	8	37	
UMATILLA	Incidents	617			8	1	376			148	63	20	1	68	229
	Arrests	377			10	1	254			57	43	6	6	40	
UNION	Incidents	101			7		66			5		23		39	198
	Arrests	95			6		64			4		21		37	
WALLOWA	Incidents	43				1	31			1		5	5	2	27
	Arrests	28					25			1		2		1	
WASCO	Incidents	67					57			7		1	2	47	177
	Arrests	51					38			8	1		4	25	
WASHINGTON	Incidents	1,283	1	3	53	3	1,112	5		36	6	12	52	268	1,070
	Arrests	1,126	1	3	43	1	1,005	4		25	5	8	31	174	
WHEELER	Incidents	5		1			3		1						4
	Arrests	2		1			1								
YAMHILL	Incidents	277		2	11	6	125	13	4		7		109	140	392
	Arrests	266		2	9	5	113	10	4		7		116	42	
TOTAL	Incidents	19,768	11	50	2,147	198	10,947	387	55	2,304	846	1,038	1,785	3,946	15,665
	Arrests	13,429	6	28	1,420	85	8,608	152	25	772	336	697	1,300	1,831	

This page is intentionally blank.

SECTION 2
STATEWIDE
CRIMES AGAINST PERSONS
OFFENSES AND ARRESTS

This page is intentionally blank.

OREGON CRIME CLOCK

1 Crime Against Persons every 11.0 minutes

1 Homicide
every 3.2 days

1 Neg.Homicide
every 5.2 weeks

1 Other Sex Crime
every 1.5 hours


1 Rape
every 6.8 hours

1 Kidnap
every 13.8 hours

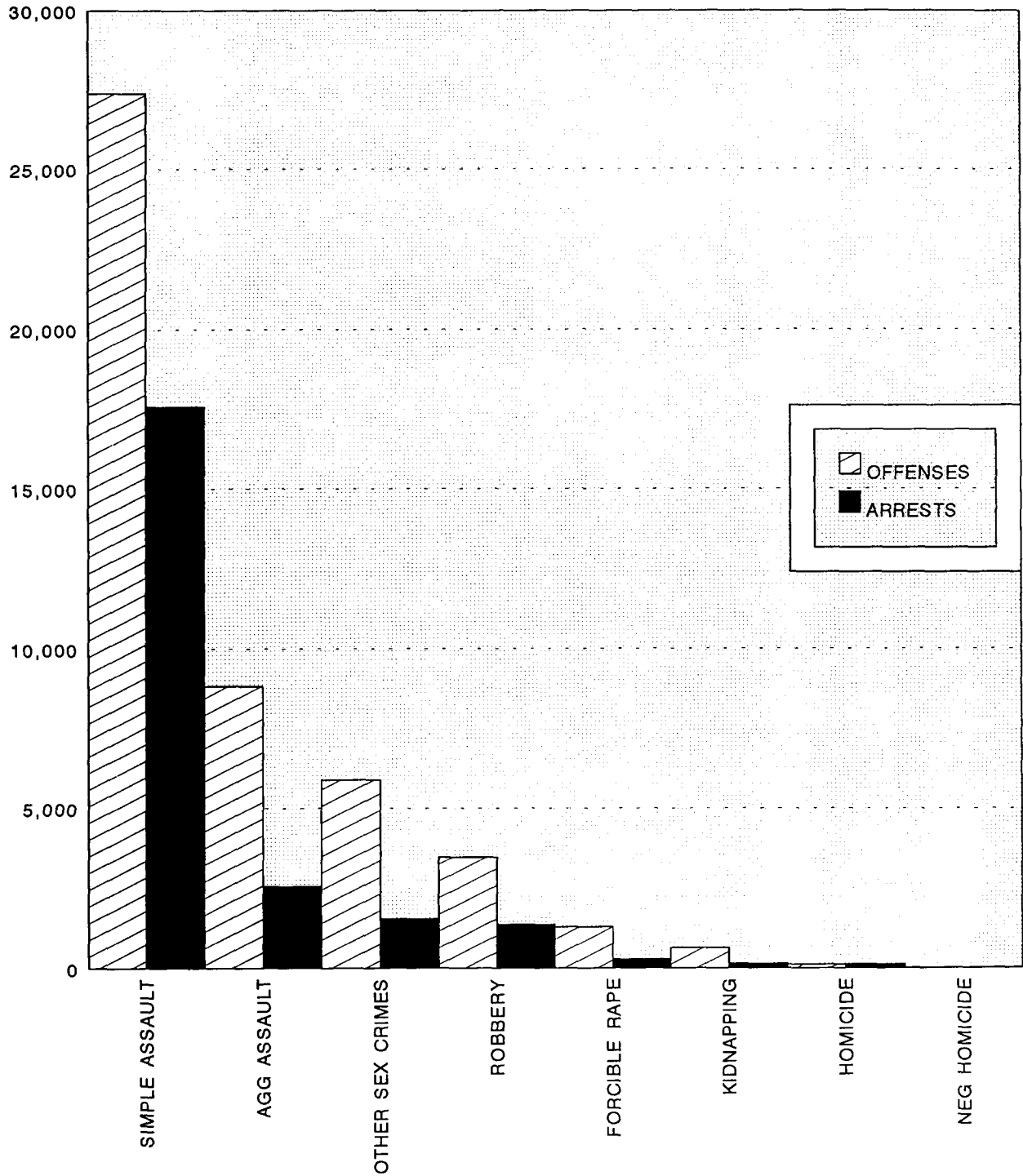
1 Simple Assault
every 19.2 minutes

1 Aggravated Assault
every 59.6 minutes

1 Robbery
every 2.5 hours



STATEWIDE CRIMES AGAINST PERSONS, 1998



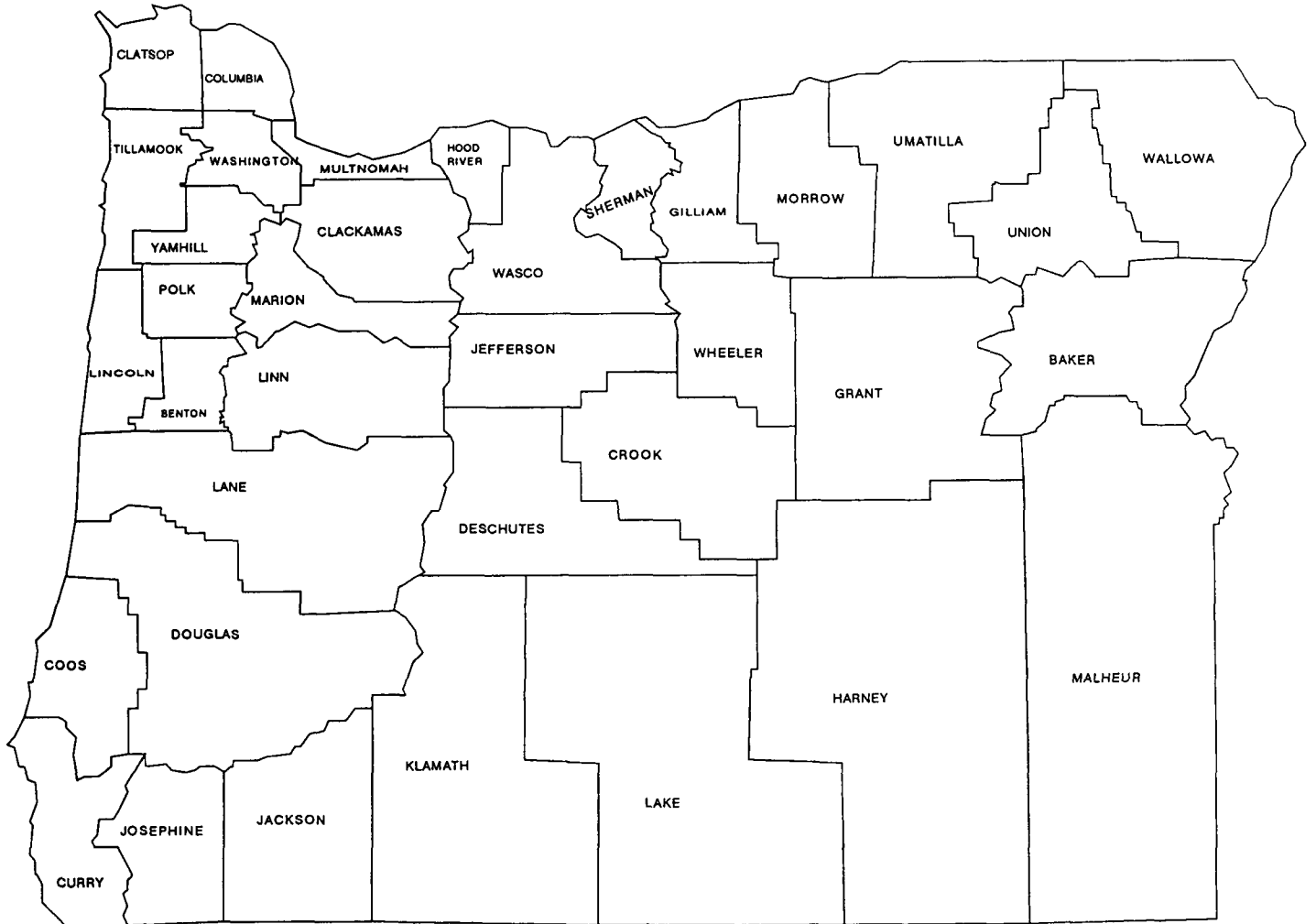
OFFENSES	27,381	8,822	5,877	3,464	1,290	636	113	10
ARRESTS	17,573	2,560	1,539	1,369	291	149	130	12

STATEWIDE CRIMES AGAINST PERSONS, 1998

CLASSIFICATION	1998 OFFENSES	PERSONS ARRESTED				PROPERTY	
		ADULT	JUVENILE	MALE *	FEMALE *	LOSS VALUE *	RECOVERED VALUE *
Willful Murder	87	86	10	87	9		
Aggravated Murder	26	30	4	32	2		
MURDER TOTAL	113	116	14	119	11	NOT APPLICABLE	
Negligent Homicide	10	11		10	1	NOT APPLICABLE	
Traffic Death Arrests		11	1	11	1	NOT APPLICABLE	
Forcible Rape	1,026						
Attempt Force Rape	264						
RAPE TOTAL	1,290	238	53	286	4	NOT APPLICABLE	
SEX CRIMES							
Non-Force Rape	564	186	17	191	12		
Cont. to Sex Delqncy	250	89	5	87	7		
Physical Molest	2,930	435	171	572	31		
Obscene Phone Call	107						
Incest	54	6	4	10			
Exposer	684	202	19	204	13		
Forcible Sodomy	474	89	46	130	5		
Non-Force Sodomy	109	24	10	32	2		
Other Sex Crimes	705	186	50	218	17		
SEX CRIME TOTAL	5,877	1,217	322	1,444	87	NOT APPLICABLE	
KIDNAPPING							
For Add Crime Purpose	580						
Hostage/Shield	56						
For Ransom							
KIDNAPPING TOTAL	636	139	10	137	9	NOT APPLICABLE	
ROBBERY							
Highway	986					254,776	14,000
Business	1,145					547,144	55,992
Service Station	97					28,283	2,366
Convenience Store	222					41,739	1,319
Residence	278					228,050	87,871
Bank	233					489,873	17,903
Other Robbery	503					4,240,877	115,396
ROBBERY TOTAL	3,464	1,078	291	1,156	203	5,830,742	294,847
Aggravated Assault	8,598	1,894	555	2,013	413		
Attempted Murder	224	101	10	91	20		
AGG. ASSAULT TOTAL	8,822	1,995	565	2,104	433	NOT APPLICABLE	
SIMPLE ASSAULT	27,381	14,811	2,762	13,402	3,993	NOT APPLICABLE	
CRIMES AGAINST PERSONS							
TOTAL	47,593	19,616	4,018	18,669	4,742	5,830,742	294,847

* Persons Arrested Male & Female and Property Loss & Recovered columns of this table do not include data from Roseburg Police Department. Property Loss & Recovered columns of this table do not include data from Douglas County Sheriff's Office.

OREGON COUNTY MAP



COUNTY FIVE YEAR PROFILE OF CRIMES AGAINST PERSONS					
	1994	1995	1996	1997	1998
BAKER	353	346	325	392	369
BENTON	905	831	733	699	741
CLACKAMAS	3,257	3,745	3,602	3,393	3,633
CLATSOP	448	514	475	440	422
COLUMBIA	464	404	420	372	403
COOS	1,131	1,207	930	937	997
CROOK	182	203	239	256	240
CURRY	281	311	284	222	282
DESCHUTES	1,260	1,306	1,184	1,226	1,382
DOUGLAS	1,645	1,510	1,466	1,317	1,194
GILLIAM	11	21	18	16	18
GRANT	104	105	86	76	66
HARNEY	53	75	82	94	96
HOOD RIVER	185	230	199	181	184
JACKSON	2,491	2,474	2,389	2,406	2,309
JEFFERSON	291	296	317	335	370
JOSEPHINE	945	920	978	994	1,093
KLAMATH	1,070	1,135	905	969	974
LAKE	57	65	37	40	42
LANE	4,529	4,855	4,676	4,756	4,619
LINCOLN	733	722	596	555	599
LINN	1,809	1,773	1,645	1,664	1,477
MALHEUR	743	667	597	434	367
MARION	5,453	5,044	4,232	4,293	4,138
MORROW	181	135	161	172	167
MULTNOMAH	18,531	18,194	16,175	15,816	14,449
POLK	996	912	687	682	629
SHERMAN	33	31	23	22	21
TILLAMOOK	293	315	290	325	315
UMATILLA **	796	1,136	970	976	1,035
UNION	239	278	217	227	217
WALLOWA	59	47	49	52	52
WASCO	374	304	309	370	340
WASHINGTON	3,481	3,410	3,156	3,313	3,439
WHEELER	22	12	15	17	18
YAMHILL	1,251	1,297	938	894	896
TOTAL	54,656	54,830	49,405	48,933	47,593

** Umatilla County - Pendleton Police Department submitted no reports for 1994, but resumed reporting for 1995.

STATEWIDE TEN YEAR OFFENSE, POPULATION and RATE PROFILE

YEAR	POPULATION	CRIMES AGAINST PERSONS	RATE PER 10,000 POPULATION
1989	2,791,000	46,786	167.6
1990	2,844,000	48,840	171.7
1991	2,930,000	49,246	168.1
1992	2,979,000	50,928	171.0
1993	3,038,000	53,117	174.8
1994	3,082,000	54,656	177.3
1995	3,132,000	54,830	175.1
1996	3,181,000	49,405	155.3
1997	3,217,000	48,933	152.1
1998	3,267,550	47,593	145.7

STATEWIDE FIVE YEAR OFFENSES by FORCE ELEMENT

OFFENSES by FORCE ELEMENT, 1994 THROUGH 1998										
Classification	Year	WEAPON TOTAL	KNIFE/ CUTTING	OTHER WEAPON	PHYSICAL FORCE	FIREARM TOTAL	Firearm by Type			
							Hand Gun	Rifle/ Shotgun	Other Firearm	Unknown Firearm
Murder	94	148	30	15	7	96	67	21		8
	95	126	20	26	7	73	60	13		
	96	119	21	30	10	58	50	8		
	** 97	99	8	13	10	68	51	14		3
	*** 98	113	22	9	13	69	49	11		9
Negligent Homicide *	94	16		7	1	8	3	5		
	95	12		7	1	4	2	2		
	96	10		3		7	4	3		
	** 97	12		3	1	8	6	2		
	*** 98	10		7		3	2	1		
Forcible Rape	94	1,348	76	37	1,177	58	43	3	1	11
	95	1,272	57	42	1,121	52	43	1	3	5
	96	1,243	48	42	1,121	32	29	2	1	
	** 97	1,233	48	40	1,116	29	25	1		3
	*** 98	1,250	37	47	1,138	28	22		1	5
Robbery	94	4,272	449	380	1,920	1,523	1,059	81	32	351
	95	4,302	466	361	2,168	1,307	906	56	59	286
	96	3,854	402	337	1,959	1,156	871	43	29	213
	** 97	3,736	337	276	1,918	1,205	930	48	20	207
	*** 98	3,376	345	250	1,746	1,035	774	47	18	196
Aggravated Assault	94	10,445	1,742	3,456	2,631	2,616	1,455	508	254	399
	95	10,430	1,736	3,468	2,919	2,307	1,348	343	232	384
	96	9,322	1,441	2,985	3,138	1,758	1,047	255	163	293
	** 97	9,185	1,416	3,153	2,959	1,657	1,021	232	161	243
	*** 98	8,590	1,369	2,976	2,877	1,368	824	221	129	194
TOTALS	94	16,229	2,297	3,895	5,736	4,301	2,627	618	287	769
	95	16,142	2,279	3,904	6,216	3,743	2,359	415	294	675
	96	14,548	1,912	3,397	6,228	3,011	2,001	311	193	506
	** 97	14,265	1,809	3,485	6,004	2,967	2,033	297	181	456
	*** 98	13,339	1,773	3,289	5,774	2,503	1,671	280	148	404

NOTE: 1995, 1996, 1997 & 1998 date in this table does not include Douglas County Sheriff's Office or Hillsboro Police Department.

* Negligent Homicide offenses does not include vehicular deaths.

** 1997 force element data incomplete for Negligent Homicide.

*** 1998 Data in this table does not include Roseburg Police Department.

STATEWIDE HOMICIDE VICTIMS by SEX, RACE and WEAPON

YEAR	TOTAL	SEX		RACE						WEAPON							
		MALE	FEMALE	WHITE	BLACK	INDIAN	HISP.	ASIAN	UNK	HAND-GUN	RIFLE	SHOT-GUN	GUN-UNK	KNIFE	BLUNT OBJ	PHYSICAL FORCE	OTHER WEAPON
1989	128	74	54	101	12	3	9	3		38	13	13	1	23	16	4	20
1990	110	76	34	83	13	3	7	4		39	10	6		13	12	3	27
1991	129	80	49	89	23	3	12	2		42	5	5	3	34	11	8	21
1992	137	80	57	108	12	2	12	3		36	14	5	5	19	15	15	28
1993	141	96	45	98	19	2	13	8	1	57	7	7	4	30	9	9	18
1994	148	95	53	110	23	1	13		1	67	13	8	8	30	7	7	8
1995	129	86	43	85	21	3	18	2		60	7	6	8	21	14	7	14
1996	119	78	41	77	16	2	16	8		50	4	4		21	14	10	20
1997	99	70	29	66	19	2	9	2		51	7	7	3	8	8	10	5
1998	113	79	34	85	10	2	15	1		49	7	4	9	22	6	13	3

OTHER WEAPONS INCLUDE:

Arson, Asphyxiation, Drowning, Poison, Strangle, etc. and Unknown

ASIAN INCLUDES:

Chinese, Japanese, Vietnamese and Asian or Pacific Islander

STATEWIDE NEGLIGENT HOMICIDE by TYPE

NEGLIGENT HOMICIDE - Killing through gross negligence. Limited to "non-traffic" type of circumstances only.

	1989	1990	1991	1992	1993	1994	1995	1996	1997*	1998
Victim shot while hunting		2		6			1	1		
Gun cleaning death other than self inflicted	1	1						1		
Children playing with gun	2	1	2	1	2	1	2	2	4	1
Other negligent handling of a gun	5		2	2	2	7	2	2	4	2
All other manslaughter by negligence	1		2	2	1	8	8	4	4	7
NEGLIGENT HOMICIDE TOTAL	9	4	6	11	5	16	13	10	12	10

* 1997 type of circumstance data incomplete for Negligent Homicide.

HOMICIDES - STATE OF OREGON by COUNTY										
	1989	1990	1991	1992	1993	1994	1995	1996	1997	1998
BAKER				1					1	1
BENTON	3	2		1	1	3	2	1		
CLACKAMAS	9	5	10	7	11	9	5	5	4	4
CLATSOP	1		3		2		1		2	2
COLUMBIA	1	1	1	5	1		1	1		
COOS	1	3	7	2	1	4	1	5	3	1
CROOK			1	1		1			1	
CURRY			2	1		2				
DESCHUTES	2	4		4	1	2	2		2	1
DOUGLAS	3	4	10	2	6	4	3	2	2	3
GILLIAM										
GRANT	2	1		3	1				1	
HARNEY								1		1
HOOD RIVER					1	2				
JACKSON	5	5	2	5	4	6	9	10	5	7
JEFFERSON	1			2	1			2		
JOSEPHINE	2	4	4	4	4	3	7	3	3	5
KLAMATH	8	3	2	3	5	4	3	4	3	5
LAKE				1	1					1
LANE	11	5	4	10	6	5	12	11	5	12
LINCOLN	1	1		2	2	1	5			4
LINN	5	2		2	2	5	3	2	1	2
MALHEUR	1	1	1	2					1	
MARION	5	9	9	19	14	15	15	9	4	15
MORROW	2						1			
MULTNOMAH	48	42	56	46	61	60	47	49	53	27
POLK	4	3		1	1	3	3	2	1	2
SHERMAN	1									
TILLAMOOK	3				1					
UMATILLA	2	5		2	1	3	2	2	2	2
UNION	1	1	1		3	2	1			
WALLOWA									1	
WASCO	1		7			1		1	1	2
WASHINGTON	4	7	7	8	9	11	6	7	3	14
WHEELER						1				
YAMHILL	1	2	2	3	1	1		2	2	2
TOTAL	128	110	129	137	141	148	129	119	101	113

OTHER SEX CRIMES by TYPE and VICTIM 1997 & 1998								
TYPE	VICTIM ADULT MALE		VICTIM ADULT FEMALE		VICTIM JUVENILE MALE		VICTIM JUVENILE FEMALE	
	1997	1998	1997	1998	1997	1998	1997	1998
Non-Force Rape	2	5	38	40	23	21	425	442
Contrib. to Sex Delinq.	6	3	8	3	48	46	165	203
Physical Molest	44	59	378	361	475	514	1,813	1,845
Obscene Phone Call	11	16	105	79	0	3	14	9
Incest	1	0	5	2	6	13	28	41
Indecent Exposure	132	144	335	320	45	31	166	155
Forcible Sodomy	34	31	86	86	174	174	181	179
Non-Force Sodomy	5	2	9	4	56	45	64	46
Other Sex Crimes	33	49	153	149	105	107	326	408
TOTAL	268	309	1,117	1,044	932	954	3,182	3,328

1997 & 1998 Data in this table does not include Douglas County Sheriff's Department or Hillsboro Police Department.

1997 Data in this table does not include 2 months for The Dalles Police Department.
 1998 Data in this table does not include Roseburg Police Department.

SECTION 3
STATEWIDE
CRIMES AGAINST PROPERTY
OFFENSE and ARREST PROFILE

This page is intentionally blank.

OREGON CRIME CLOCK

1 Crime Against Property every 2.2 minutes

1 Burglary
every 17.3 minutes


1 Larceny
every 4.2 minutes

1 Motor Vehicle Theft
every 29.7 minutes

1 Arson
every 5.6 hours

1 Vandalism
every 11.6 minutes

1 Fraud
every 51.9 minutes

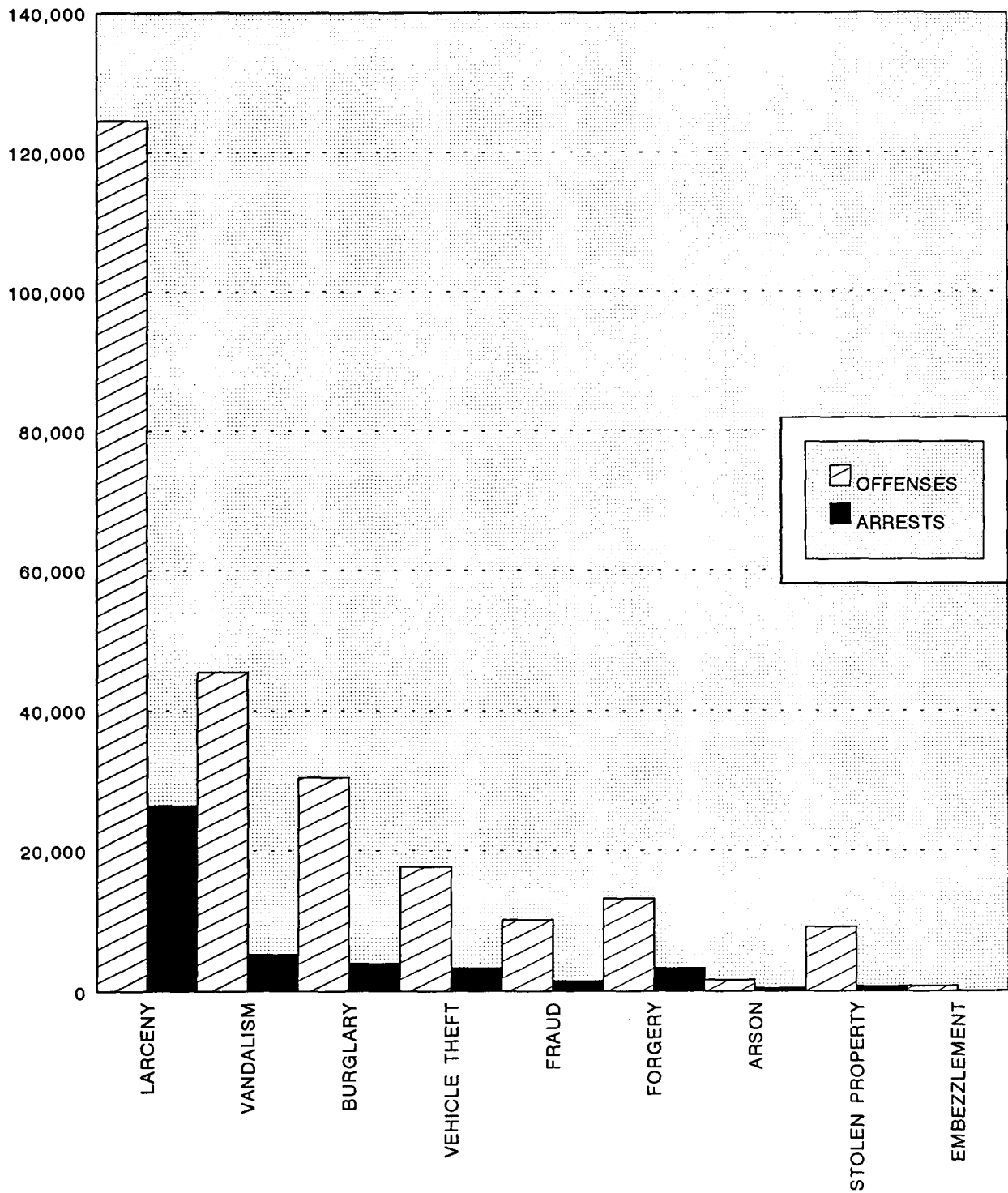


1 Embezzlement
every 12.0 hours

1 Stolen Property
every 9.6 hours

1 Forgery/Counterfeiting
every 39.9 minutes

STATEWIDE CRIMES AGAINST PROPERTY, 1998



OFFENSES	124,533	45,489	30,456	17,712	10,124	13,174	1,579	9,145	732
ARRESTS	26,460	5,226	4,004	3,294	1,455	3,298	500	698	79

STATEWIDE CRIMES AGAINST PROPERTY, 1998

CLASSIFICATION	1998 OFFENSES	PERSONS ARRESTED				PROPERTY	
		ADULT	JUVENILE	MALE *	FEMALE *	LOSS VALUE *	RECOVERED VALUE *
BURGLARY							
Residence	18,158					22,398,593	1,025,506
Business	7,364					9,994,115	459,385
Other Structure	4,934					5,699,070	273,592
BURGLARY TOTAL	30,456	2,541	1,463	3,441	498	38,091,778	1,758,483
LARCENY							
Pickpocket	200					41,445	1,132
Purse-snatch	230					43,586	5,515
Shoplift	21,222					1,911,651	1,016,943
From Motor Vehicles	37,171					22,159,181	826,751
Motor Vehicle Parts/Acc.	12,384					5,754,056	144,075
Bicycles	8,142					2,872,569	312,077
From Public Building	8,640					5,494,381	298,486
From Coin-op Machine	351					79,835	1,154
All Other Larceny	36,193					28,338,648	3,167,815
LARCENY TOTAL	124,533	17,953	8,507	17,626	8,392	66,695,352	5,773,948
MOTOR VEHICLE THEFT							
Automobiles	10,741					49,707,919	31,440,828
Trucks/Busses/Vans	5,547					37,076,776	22,282,555
Motorcycles/Mopeds	748					2,019,043	649,820
Snowmobiles	39					134,560	51,170
Other Vehicles	637					2,331,887	1,171,940
MTR VEH THEFT TOTAL	17,712	2,306	988	2,627	630	91,270,185	55,596,313
ARSON							
Residence	284					2,285,807	
Other Buildings	337					2,442,065	
Vehicles	218					266,670	
Other Arson	740					152,599	
ARSON TOTAL	1,579	188	312	413	85	5,147,141	0
FORGERY/COUNTERFEIT							
Check	9,588					4,658,739	208,376
Credit Card	444					169,296	19,772
Currency	1,081					49,402	2,198
Securities	501					73,465	2,276
All Other	1,560					134,615	26,131
FORG/CTERFT TOTAL	13,174	3,094	204	2,048	1,208	5,085,517	258,753
FRAUD							
No Account Check	171					630,568	4,227
Account Closed Check	1,495					385,224	17,610
NSF Check	1,786					543,639	120,171
Credit Cards	1,724					796,196	39,231
By Deception	1,996					3,157,336	277,531
Of Services	2,050					249,376	10,754
Other	902					698,745	5,990
FRAUD TOTAL	10,124	1,308	147	906	540	6,461,084	475,514
EMBEZZLEMENT	732	77	2	29	50	0	0
STOLEN PROPERTY	914	553	145	552	133	NOT APPLICABLE	
VANDALISM							
Residence	7,012					1,395,200	1,819
Non-Residence	9,041					2,607,801	13,695
Vehicle	19,788					6,659,631	19,029
Venerated Objects	72					22,911	
Police Cars	135					32,774	585
Other	9,441					4,743,135	9,035
VANDALISM TOTAL	45,489	2,737	2,489	4,433	675	15,461,452	44,163
CRIMES AGAINST PROPERTY TOTAL	244,713	30,757	14,257	32,075	12,211	228,212,509	63,907,174

* Persons Arrested Male & Female and Property Loss & Recovered columns of this table does not include data for Roseburg Police Department. Property Loss & Recovery does not include Douglas County Sheriff's Office.

COUNTY FIVE YEAR PROFILE OF CRIMES AGAINST PROPERTY					
	1994	1995	1996	1997	1998
BAKER	1,664	1,676	1,892	2,244	1,638
BENTON	5,614	5,186	4,682	5,439	4,543
CLACKAMAS	19,783	20,875	21,349	21,560	21,237
CLATSOP	2,507	2,793	2,720	2,569	2,707
COLUMBIA	1,561	1,837	1,805	1,613	1,705
COOS	5,184	5,681	4,495	4,795	4,123
CROOK	944	1,098	1,135	1,315	933
CURRY	961	1,020	908	825	836
DESCHUTES	7,199	8,764	8,375	9,253	7,290
DOUGLAS	7,469	7,082	6,438	6,422	5,870
GILLIAM	44	47	61	54	70
GRANT	358	389	318	326	175
HARNEY	300	378	389	496	418
HOOD RIVER	897	945	888	1,092	1,086
JACKSON	14,010	14,902	13,063	14,690	13,845
JEFFERSON	859	1,177	1,182	1,131	928
JOSEPHINE	4,754	4,887	4,718	5,735	5,027
KLAMATH	2,902	3,696	3,073	3,353	3,136
LAKE	219	234	242	239	219
LANE	25,705	28,344	27,380	29,462	26,724
LINCOLN	3,898	3,770	3,313	3,684	3,699
LINN	9,422	9,676	8,288	9,560	8,346
MALHEUR	2,156	2,150	2,113	1,933	1,834
MARION	27,481	29,622	26,060	27,263	25,526
MORROW	649	644	751	709	733
MULTNOMAH	67,923	69,473	64,930	68,817	61,177
POLK	4,455	3,993	3,792	3,755	3,601
SHERMAN	73	113	91	76	86
TILLAMOOK	1,216	1,166	1,015	905	1,143
UMATILLA **	2,997	4,779	4,321	4,591	5,006
UNION	1,101	1,109	1,192	1,481	1,154
WALLOWA	193	247	263	228	238
WASCO	2,309	2,215	1,582	1,717	1,845
WASHINGTON	20,905	22,622	22,885	24,444	22,806
WHEELER	54	64	57	52	32
YAMHILL	5,403	5,563	5,375	5,560	4,977
TOTAL	253,169	268,217	251,141	267,388	244,713

** Umatilla County - Pendleton Police Department submitted no reports for 1994, but resumed reporting for 1995.

STATEWIDE TEN YEAR OFFENSE, POPULATION and RATE PROFILE

YEAR	POPULATION	CRIMES AGAINST PROPERTY	RATE PER 10,000 POPULATION
1989	2,791,000	220,067	788.5
1990	2,844,000	208,453	733.0
1991	2,930,000	218,970	747.3
1992	2,979,000	225,710	757.7
1993	3,038,000	226,433	745.3
1994	3,082,000	253,169	821.4
1995	3,132,000	268,217	856.4
1996	3,181,000	251,141	789.5
1997	3,217,000	267,388	831.2
1998	3,267,550	244,713	748.9

This page is intentionally blank.

SECTION 4
STATEWIDE
BEHAVIORAL CRIMES
OFFENSE and ARREST PROFILE

This page is intentionally blank.

OREGON CRIME CLOCK

1 Behavioral Crime every 3.2 minutes

1 Weapon Law Violation
every 2.3 hours

1 Prostitution Violation
every 9.8 hours

1 Crime Against Family
every 3.4 hours

1 Disorderly Conduct
every 30.9 minutes

1 Drug Law Violation
every 31.5 minutes

1 DUII Violation
every 21.8 minutes


1 Runaway Juvenile
every 40.4 minutes

1 Gambling Violation
every 2.1 weeks

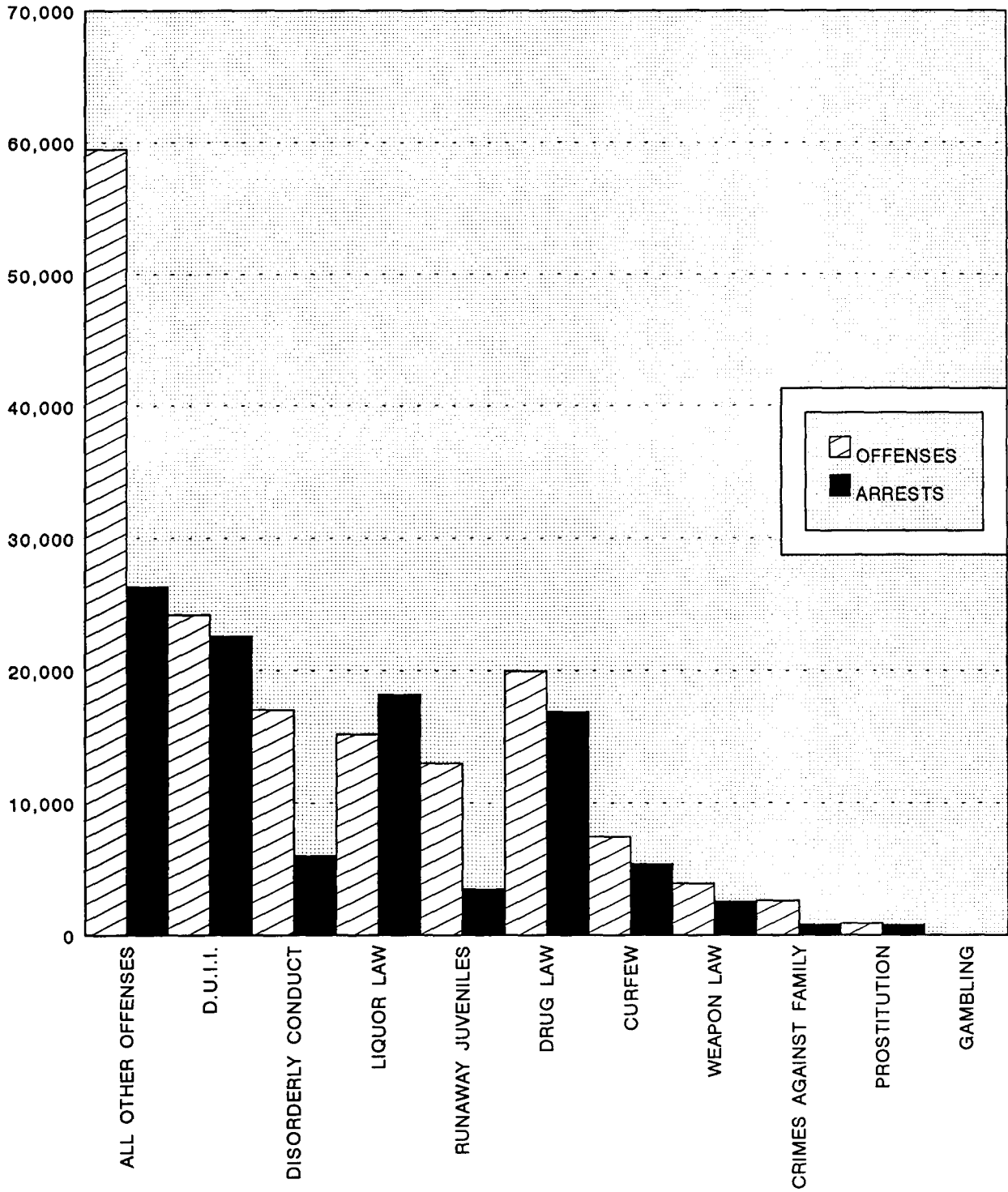
1 Liquor Law Violation
every 34.6 minutes

1 Curfew Violation
every 1.2 hours

1 All Other (Except Traffic)
every 8.8 minutes



STATEWIDE BEHAVIORAL CRIMES, 1998



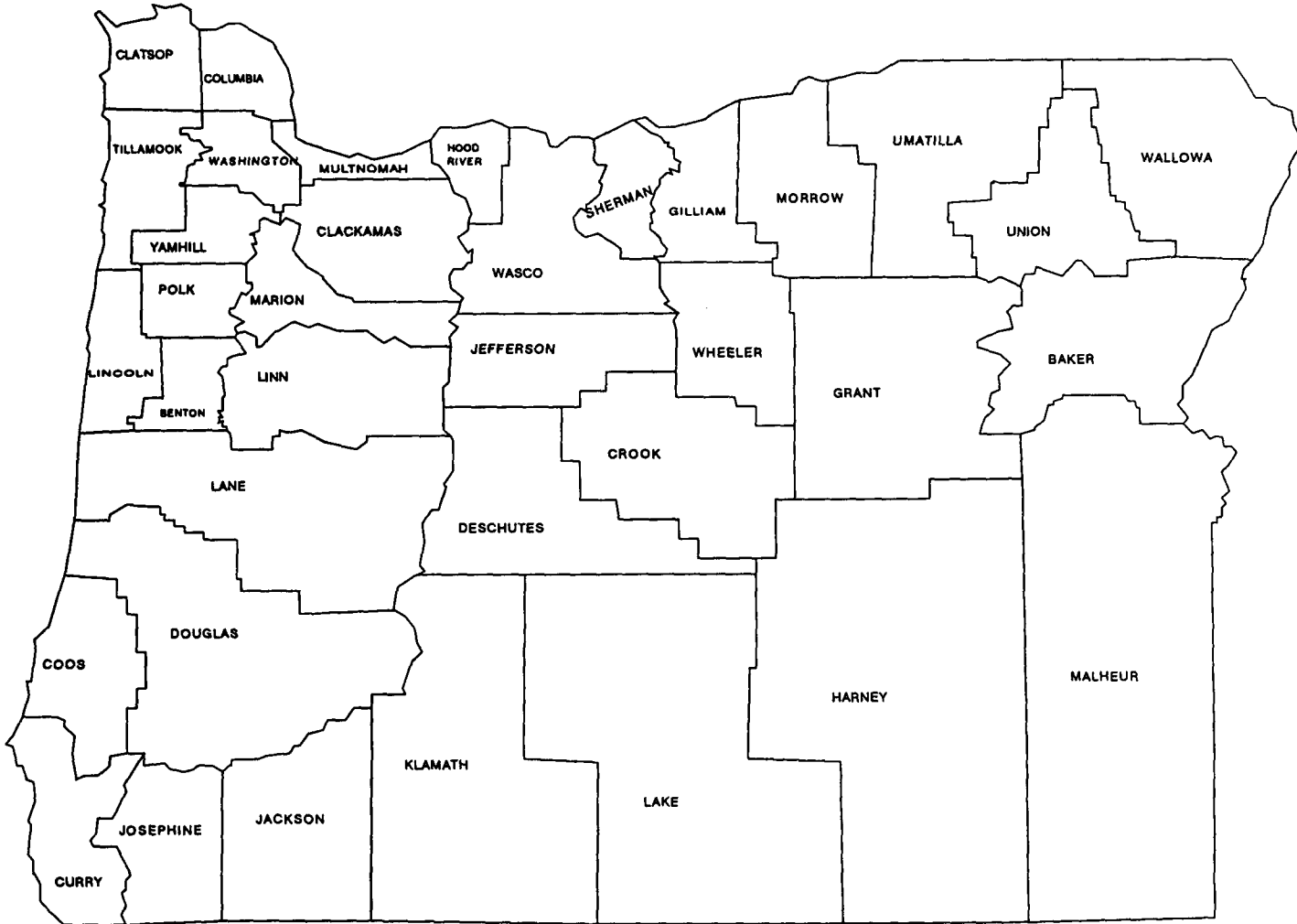
OFFENSES	59,472	24,162	17,032	15,187	13,009	19,962	7,431	3,897	2,600	896	25
ARRESTS	26,312	22,578	5,993	18,182	3,483	16,897	5,387	2,534	795	762	17

STATEWIDE BEHAVIORAL CRIMES, 1998

CLASSIFICATION	1998 OFFENSES	PERSONS ARRESTED				PROPERTY	
		ADULT	JUVENILE	MALE *	FEMALE *	LOSS VALUE *	RECOVERED VALUE *
WEAPON LAWS							
Possess Illegally	967	542	124	620	38		
Carry Concealed	1,176	654	227	799	68		
Ex-Con in Possession	1,042	630	7	575	60		
Other	712	242	108	304	32		
TOTAL	3,897	2,068	466	2,298	198	NOT APPLICABLE	
PROSTITUTION							
Engage In	696	636	7	441	202		
Promote	36	18	1	17	2		
Compel	20	4	1	4	1		
Other	144	92	3	22	71		
TOTAL	896	750	12	484	276	NOT APPLICABLE	
DRUG LAWS							
Narcotics	5,912	4,934	349	4,106	1,177		
Marijuana	7,804	4,809	1,702	5,201	1,023		
Synthetic Narcotics	808	704	34	577	233		
Other Dangerous Drugs	5,438	4,191	174	3,161	1,204		
TOTAL	19,962	14,638	2,259	13,045	3,637	NOT APPLICABLE	
GAMBLING							
Bookmaking	3			1			
Numbers & Lottery	2						
Illegal Games	10	1		2			
Illegal Devices	3	2					
Illegal Payoff							
Other	7	12	2	13	1		
TOTAL	25	15	2	16	1	NOT APPLICABLE	
OFFENSES AGAINST FAMILY							
Child Abandonment	48	6	2	6	2		
Child Neglect	1,485	462	13	160	311		
Non-Support	4	16		13	3		
Custodial Interference	447	62	5	40	27		
Other	616	224	5	126	103		
TOTAL	2,600	770	25	345	446	NOT APPLICABLE	
D. U. I. I.							
Under .08	1,335	1,197	61	1,059	193		
.08 thru .14 Alcohol	5,777	5,388	129	4,544	921		
.15 thru .19 Alcohol	5,484	5,208	57	4,353	851		
.20 or Above Alcohol	3,458	3,285	7	2,681	583		
BA Refused	3,347	3,033	14	2,548	448		
BA Not Given	760	718	8	625	102		
Of Drugs	784	547	31	426	150		
Undetermined	3,217	2,849	46	2,450	441		
TOTAL	24,162	22,225	353	18,686	3,689	NOT APPLICABLE	
LIQUOR LAWS							
Minor in Possession	9,069	7,660	5,764	9,806	3,371		
Illegal Make, Possess, Sell	42	22	1	17	6		
Illegal Establishment Operate	7	14	4	17	1		
Drinking in Public	2,667	2,805	8	2,392	269		
Furnishing	1,814	1,347	84	1,000	401		
Importing	8		5	2	3		
License Violation	84	30	3	18	12		
Minor on Premise	48	27	1	18	6		
Other	1,448	392	15	341	66		
TOTAL	15,187	12,297	5,885	13,611	4,135	NOT APPLICABLE	
DISORDERLY CONDUCT							
	17,032	4,617	1,376	4,583	1,206		
ALL OTHER							
Trespass	17,210	7,726	2,030	7,583	2,005		
Escape your Custody	593	186	31	180	30		
Blackmail/Extortion	49	5	7	8	4	4,400	3,400
Bomb Threat	307	6	8	13	1		
Other Criminal Threat	9,634	1,606	508	1,702	355		
Shoot in Prohib. Area	1,352	31	10	34	1		
Animal Ordinances	8,770	1,610	59	899	770		
Garbage/Littering	2,252	803	100	694	179		
Other	19,305	7,235	4,351	8,322	2,890		
TOTAL	59,472	19,208	7,104	19,435	6,235	4,400	3,400
CURFEW							
	7,431		5,387	3,374	1,887	NOT APPLICABLE	
RUNAWAY							
Male Juvenile	5,072		1,415	1,405			
Female Juvenile	7,937		2,068	2,052			
TOTAL	13,009		3,483	1,405	2,052	NOT APPLICABLE	
BEHAVIORAL CRIME							
TOTAL	163,673	76,588	26,352	77,282	23,762	4,400	3,400

* Persons Arrested Male & Female and Property Loss & Recovered columns of this table does not include data for the Roseburg Police Department. Property Loss & Recovery does not include Douglas County Sheriff's Office.

OREGON COUNTY MAP



COUNTY FIVE YEAR PROFILE OF BEHAVIORAL CRIMES					
	1994	1995	1996	1997	1998
BAKER	496	562	671	816	829
BENTON	3,999	3,866	3,657	3,553	3,535
CLACKAMAS	7,828	8,459	10,102	9,402	8,949
CLATSOP	3,515	3,474	2,894	3,172	3,130
COLUMBIA	1,770	2,109	2,108	2,230	2,435
COOS	4,699	5,482	5,152	5,584	5,860
CROOK	899	1,072	1,331	1,380	1,470
CURRY	734	899	721	730	764
DESCHUTES	3,604	3,766	4,334	4,717	4,823
DOUGLAS	5,638	4,874	5,966	5,969	5,801
GILLIAM	57	56	85	86	139
GRANT	258	214	262	247	244
HARNEY	165	119	223	423	250
HOOD RIVER	685	772	897	855	825
JACKSON	8,396	5,459	11,187	11,936	11,278
JEFFERSON	955	1,191	1,059	1,065	1,234
JOSEPHINE	2,816	2,674	2,888	3,390	3,383
KLAMATH	1,809	2,097	1,999	2,290	2,291
LAKE	184	223	168	229	178
LANE	12,237	12,333	13,828	15,280	14,055
LINCOLN	2,824	2,677	2,996	2,588	2,635
LINN	7,169	8,638	8,678	8,484	7,281
MALHEUR	1,846	1,886	2,205	2,150	1,589
MARION	16,107	16,728	16,360	17,698	17,802
MORROW	214	320	321	297	467
MULTNOMAH	28,401	29,865	29,989	34,003	32,714
POLK	4,179	4,234	4,465	4,613	4,395
SHERMAN	50	49	74	62	89
TILLAMOOK	973	1,148	1,198	1,228	1,438
UMATILLA **	2,362	4,482	4,214	4,902	5,173
UNION	850	850	757	800	839
WALLOWA	206	220	195	225	238
WASCO	1,223	1,322	1,344	1,540	1,928
WASHINGTON	9,546	11,080	10,204	11,560	11,628
WHEELER	39	52	76	61	70
YAMHILL	5,465	5,216	4,378	4,214	3,914
TOTAL	142,198	148,468	156,986	167,779	163,673

** Umatilla County - Pendleton Police Department submitted no reports for 1994, but resumed reporting for 1995.

STATEWIDE TEN YEAR OFFENSE, POPULATION and RATE PROFILE

YEAR	POPULATION	BEHAVIORAL CRIMES	RATE PER 10,000 POPULATION
1989	2,791,000	133,826	479.5
1990	2,844,000	136,910	481.4
1991	2,930,000	137,433	469.1
1992	2,979,000	163,525	548.9
1993	3,038,000	138,280	455.2
1994	3,082,000	142,198	461.4
1995	3,132,000	148,468	474.0
1996	3,181,000	156,986	493.5
1997	3,217,000	167,779	521.5
1998	3,267,550	163,673	500.9

STATEWIDE DRUG LAW OFFENSES by TYPE OF DRUG and ACTIVITY - 1998								
TOTAL		Possess for Sale	Possess for Use	Furnish	Transpt/ Mfg/ Cultivate	Obtain Unlawful	Tamper w/Record	Other
7	Opium	1	5				1	
1,725	Heroin	680	1,019	3	12	3		8
10	Morphine	1	7				2	
3,234	Cocaine	1,099	2,097	10	18		1	9
51	Codeine	2	27	2	1	1	17	1
745	Other Narcotic	97	247	16	16	13	57	299
5,772	NARCOTIC TOTAL	1,880	3,402	31	47	17	78	317
41	Hashish	9	30		2			
2,332	Marij. Over Oz	736	1,139	26	382	3		46
4,699	Marij. Under Oz	610	3,803	44	183	1	1	57
7,072	MARIJUANA TOTAL	1,355	4,972	70	567	4	1	103
768	SYNTHETIC TOTAL	150	529	5	37	3	20	24
5,340	OTHER DANGEROUS DRUG TOTAL	1,447	3,233	79	323	24	86	148
18,952	DRUG LAW OFFENSE TOTAL	4,832	12,136	185	974	48	185	592

STATEWIDE DRUG LAW ARRESTS by TYPE OF DRUG and ACTIVITY - 1998								
TOTAL		Possess for Sale	Possess for Use	Furnish	Transpt/ Mfg/ Cultivate	Obtain Unlawful	Tamper w/Record	Other
11	Opium	1	2		7	1		
1,690	Heroin	290	1,357	5	8	1	1	28
8	Morphine		5		1		2	
2,719	Cocaine	215	2,484	5	5	2		8
41	Codeine	3	15				10	13
725	Other Narcotic	44	145	4	5	5	20	502
5,194	NARCOTIC TOTAL	553	4,008	14	26	9	33	551
33	Hashish	8	20		2			3
1,361	Marij. Over Oz	581	385	13	143			239
4,547	Marij. Under Oz	263	3,957	37	72			218
5,941	MARIJUANA TOTAL	852	4,362	50	217			460
724	SYNTHETIC TOTAL	148	516	3	27	2	12	16
4,185	OTHER DANGEROUS DRUG TOTAL	957	2,475	48	175	7	48	475
16,044	DRUG LAW ARREST TOTAL	2,510	11,361	115	445	18	93	1,502

These tables do not include data for the Douglas County Sheriff's Office, Roseburg Police Department or Hillsboro Police Department

DRUG OFFENSES by COUNTY and TYPE - 1998

COUNTY	TOTAL	Other NARCOTIC			TOTAL	Marij	Marij	Hashish	MARIJ	SYNTHETIC NARCOTIC	OTHER DANGER DRUGS
		Heroin	Cocaine	Narcotic		Over Oz	Under Oz		TOTAL		
BAKER	67		1	3	4	7	20		27	10	26
BENTON	239	1	1	4	6	104	32		136	1	96
CLACKAMAS	787	4	12	418	434	41	229	2	272	34	47
CLATSOP	128	7	16	9	32	15	58		73	14	9
COLUMBIA	135		4	5	9	10	76		86	11	29
COOS	256	7		31	38	31	85		116	26	76
CROOK	59		1	2	3	4	19		23		33
CURRY	84			1	1	9	36	1	46	1	36
DESCHUTES	589	1	12	38	51	55	261	3	319	64	155
DOUGLAS **	142		1	3	4	28	52	1	81	6	51
GILLIAM	16			1	1	1	6		7		8
GRANT	24		1	2	3	4	13		17		4
HARNEY	10			2	2	2	2		4		4
HOOD RIVER	96	1	2	6	9	11	50	1	62	15	10
JACKSON	1,207	37	10	9	56	328	218	1	547	12	592
JEFFERSON	107	2	3	1	6	13	48	1	62		39
JOSEPHINE	611		9	11	20	67	255		322	15	254
KLAMATH	243	13	10	5	28	28	43		71	65	79
LAKE	12			1	1	1	6		7		4
LANE	2,570	365	149	21	535	256	922	6	1,184	53	798
LINCOLN	174	2	4	7	13	23	65		88	1	72
LINN	451	7	5	14	26	59	224		283	24	118
MALHEUR	169	2	7	1	10	23	35		58	29	72
MARION	1,477	72	47	13	132	464	132	4	600	24	721
MORROW	47		2	2	4	6	19		25	18	
MULTNOMAH	7,154	1,165	2,875	26	4,066	350	1,102	20	1,472	227	1,389
POLK	229	4	3	15	22	101	24		125	1	81
SHERMAN	18					9	4		13	1	4
TILLAMOOK	163	2	1	2	5	64	48		112	5	41
UMATILLA	194	1		8	9	18	87		105	17	63
UNION	88	1		3	4	3	38		41	25	18
WALLOWA	21					1	12		13	4	4
WASCO	288		3	46	49	56	62		118		121
WASHINGTON **	894	31	65	81	177	60	398	1	459	61	197
WHEELER	3					2			2		1
YAMHILL	200	1	8	3	12	79	17		96	4	88
TOTAL OFFENSES	18,952	1,726	3,252	794	5,772	2,333	4,698	41	7,072	768	5,340

** Douglas County - Does not include data from Douglas County Sheriff's Office or Roseburg Police Department

** Washington County - Does not include data from Hillsboro Police Department

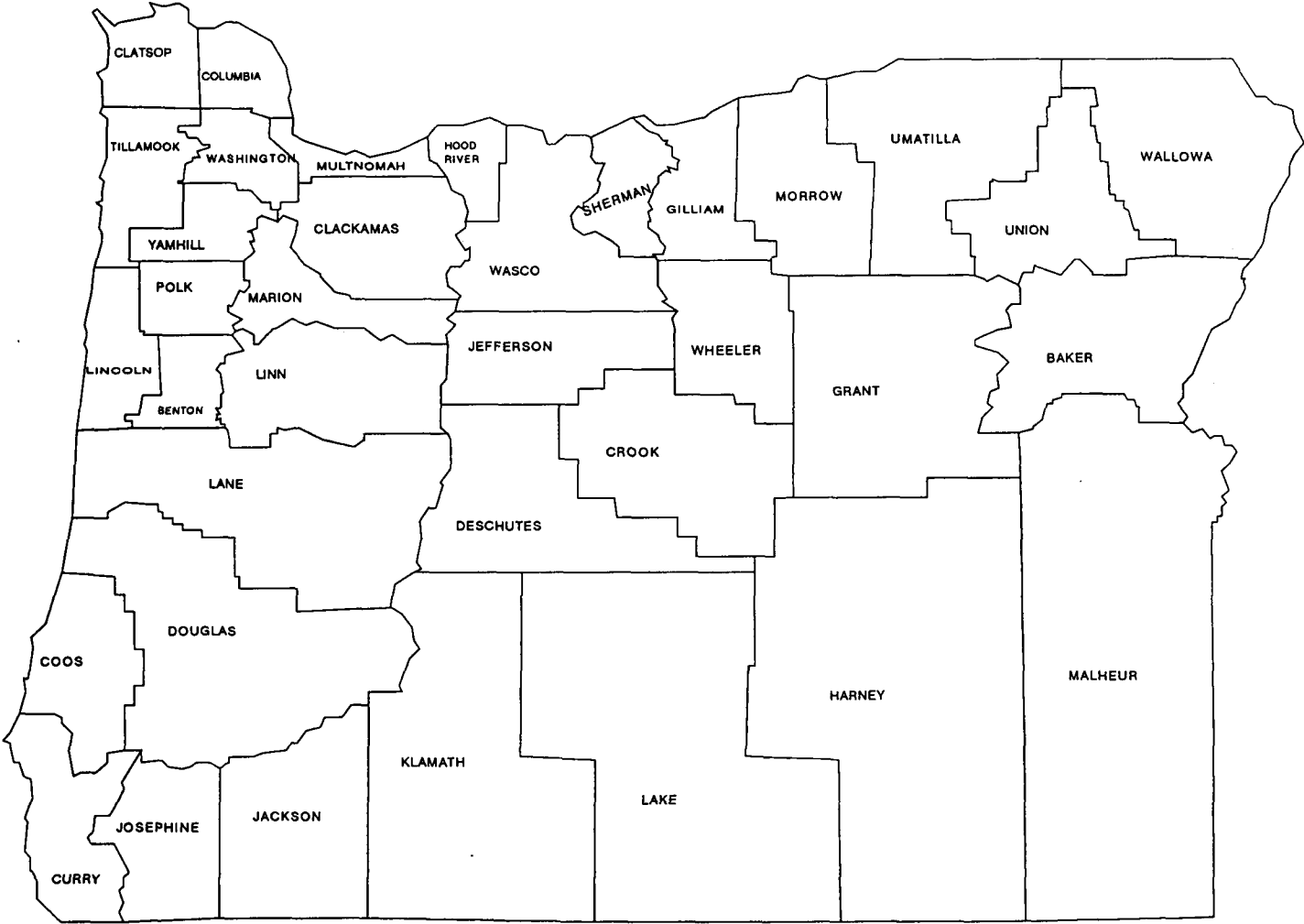
DRUG ARRESTS by COUNTY and TYPE - 1998

COUNTY	TOTAL	Other NARCOTIC			TOTAL	Marij	Marij	MARIJ	SYNTHETIC	OTHER	
		Heroin	Cocaine	Narcotic		Over Oz	Under Oz				Hashish
BAKER	48		1	2	3	5	23	28	4	13	
BENTON	210		1	3	4	19	96	115		91	
CLACKAMAS	625		1	496	497	8	89	97	2	29	
CLATSOP	133	10	28	7	45	9	59	68	13	7	
COLUMBIA	100		4	2	6	9	61	70	10	14	
COOS	325	10		55	65	23	128	151	31	78	
CROOK	45			4	4	5	19	24		17	
CURRY	140			2	2	11	60	72	26	40	
DESCHUTES	527	1	2	20	23	63	236	302	54	148	
DOUGLAS **	283	1		12	13	20	175	196	35	39	
GILLIAM	22			4	4	1	8	9		9	
GRANT	19					5	7	12	2	5	
HARNEY	10						5	5	1	4	
HOOD RIVER	89	1	4	1	6	10	49	60	15	8	
JACKSON	953	29	4	4	37	239	159	399	5	512	
JEFFERSON	72	2	1	2	5	12	26	38		29	
JOSEPHINE	366		2	3	5	32	171	203	6	152	
KLAMATH	232	10	1	2	13	31	34	65	77	77	
LAKE	13			1	1	1	8	9		3	
LANE	2,522	458	164	19	641	216	921	1,149	32	700	
LINCOLN	107	1		5	6	12	49	61		40	
LINN	298	5	2	7	14	44	165	209	7	68	
MALHEUR	71	1	2		3	12	22	34	8	26	
MARION	1,350	83	40	10	133	149	338	490	24	703	
MORROW	26		1	2	3	2	15	17	6		
MULTNOMAH	5,658	1,049	2,382	23	3,454	211	863	1,085	284	835	
POLK	181	1	5	3	9	13	79	92	1	79	
SHERMAN	19					10	2	12	4	3	
TILLAMOOK	166	1	1	4	6	63	54	117	7	36	
UMATILLA	219		8	10	18	15	97	112	13	76	
UNION	98		1	4	5	5	40	45	28	20	
WALLOWA	23					4	13	17	2	4	
WASCO	252		4	42	46	45	67	112		94	
WASHINGTON **	709	27	52	35	114	48	342	390	26	179	
WHEELER	1					1		1			
YAMHILL	132		9		9	10	65	75	1	47	
TOTAL OFFENSES	16,044	1,690	2,720	784	5,194	1,363	4,545	33	5,941	724	4,185

** Douglas County - Does not include data from Douglas County Sheriff's Office or Roseburg Police Department

** Washington County - Does not include data from Hillsboro Police Department

OREGON COUNTY MAP



DRUG OFFENSES by COUNTY 1993 through 1997					
	1994	1995	1996	1997	1998
BAKER	42	57	59	48	67
BENTON	199	282	261	193	239
CLACKAMAS	794	902	1,029	844	787
CLATSOP	234	268	193	199	128
COLUMBIA	150	199	160	166	135
COOS	251	253	205	302	256
CROOK	69	115	83	160	59
CURRY	111	132	89	70	84
DESCHUTES	497	567	569	531	589
DOUGLAS	955	686	741	959	929
GILLIAM	16	8	3	5	16
GRANT	43	12	18	28	24
HARNEY	47	13	38	11	10
HOOD RIVER	76	95	95	105	96
JACKSON	1,146	1,155	1,033	1,251	1,207
JEFFERSON	108	120	141	118	107
JOSEPHINE	540	691	403	602	611
KLAMATH	280	378	345	370	243
LAKE	16	18	11	18	12
LANE	2,019	2,078	2,490	2,894	2,570
LINCOLN	234	260	262	204	174
LINN	601	716	574	564	451
MALHEUR	105	104	82	96	169
MARION	1,209	1,504	1,165	1,414	1,477
MORROW	12	22	42	39	47
MULTNOMAH	4,825	5,689	5,718	7,529	7,154
POLK	214	332	231	260	229
SHERMAN	8	12	18	14	18
TILLAMOOK	69	111	118	135	163
UMATILLA **	131	320	244	264	194
UNION	69	89	65	91	88
WALLOWA	15	19	7	20	21
WASCO	114	141	139	197	288
WASHINGTON	672	1,094	1,105	1,098	1,117
WHEELER	2	3	2	3	3
YAMHILL	353	386	283	248	200
TOTAL	16,226	18,831	18,021	21,050	19,962

** Umatilla County - Pendleton Police Department submitted no reports for 1994 but resumed reporting for 1995.

D. U. I. OFFENSES BY COUNTY FOR YEARS 1994 through 1998					
COUNTY	1994	1995	1996	1997	1998
Baker	66	73	142	151	152
Benton	442	467	631	600	518
Clackamas	1,993	2,167	2,820	2,438	2,513
Clatsop	585	563	440	428	479
Columbia	497	490	565	403	402
Coos	630	491	524	610	609
Crook	159	108	182	193	182
Curry	251	287	256	219	233
Deschutes	795	667	845	851	878
Douglas	710	708	810	869	1,030
Gilliam	19	17	24	20	46
Grant	45	47	70	48	71
Harney	37	30	49	71	40
Hood River	320	261	358	292	258
Jackson	1,034	1,094	1,494	1,447	1,345
Jefferson	295	287	211	211	232
Josephine	448	379	564	549	544
Klamath	388	473	483	629	714
Lake	51	74	52	69	40
Lane	1,457	1,402	1,819	1,726	2,004
Lincoln	626	464	679	589	557
Linn	620	570	749	625	628
Malheur	314	265	238	262	299
Marion	1,625	1,587	1,890	2,105	1,959
Morrow	54	39	49	32	60
Multnomah	3,203	3,450	3,873	3,374	3,415
Polk	266	336	364	309	401
Sherman	17	12	16	18	26
Tillamook	176	173	217	297	326
Umatilla **	465	678	710	549	872
Union	193	140	115	129	167
Wallowa	37	35	22	36	38
Wasco	153	160	266	380	440
Washington	1,527	1,648	1,921	1,676	2,151
Wheeler	1	4	6	9	12
Yamhill	596	595	531	506	521
TOTAL	20,095	20,241	23,985	22,720	24,162

** Umatilla County - Pendleton Police Department submitted no reports for 1994 but resumed reporting for 1995.

STATEWIDE D. U. I. I. OFFENSES DISTRIBUTED BY COUNTY and MAJOR POPULATION CENTER 1998								
	County Population	No. DUII Offense	Rate per 10,000	St. Police Arrests	Sheriff Arrests	Major City	City Population	D. U. I. I. Offenses
BAKER	16,700	152	91.0	81	15	Baker City	10,160	53
BENTON	76,600	518	67.6	134	181	Corvallis	49,630	161
CLACKAMAS	323,600	2,513	77.7	298	1,220	Lake Oswego	34,280	111
CLATSOP	34,700	479	138.0	154	85	Astoria	10,090	98
COLUMBIA	42,300	402	95.0	80	77	St. Helens	9,060	94
COOS	61,400	609	99.2	145	73	Coos Bay	15,615	183
CROOK	16,650	182	109.3	12	28	Prineville	6,920	140
CURRY	22,000	233	105.9	84	70	Brookings	5,510	44
DESCHUTES	104,900	878	83.7	176	232	Bend	35,635	298
DOUGLAS	100,300	1,030	102.7	198	442	Roseburg	20,215	206
GILLIAM	2,100	46	219.0	22	17	Condon	830	7
GRANT	8,000	71	88.8	39	8	John Day	2,015	23
HARNEY	7,600	40	52.6	17	7	Burns	3,015	13
HOOD RIVER	19,500	258	132.3	34	107	Hood River	5,130	104
JACKSON	172,800	1,345	77.8	183	162	Medford	58,895	530
JEFFERSON	17,400	232	133.3	20	66	Madras	5,005	125
JOSEPHINE	73,000	544	74.5	165	104	Grants Pass	20,590	252
KLAMATH	62,000	714	115.2	476	72	Klamath Falls	18,940	152
LAKE	7,400	40	54.1	12	7	Lakeview	2,640	21
LANE	313,000	2,004	64.0	551	280	Eugene	133,460	441
						Springfield	51,700	315
LINCOLN	43,200	557	128.9	144	97	Lincoln City	6,855	121
						Newport	10,240	168
LINN	102,200	628	61.4	116	173	Albany	38,925	242
MALHEUR	29,200	299	102.4	106	55	Ontario	10,680	100
MARION*	271,900	1,959	72.0	714	18	Salem	126,635	683
MORROW	9,400	60	63.8	14	31	Boardman	2,795	5
MULTNOMAH	641,900	3,415	53.2	457	343	Gresham	83,595	594
						Portland	509,610	1,894
POLK	59,500	401	67.4	55	70	Dallas	12,530	125
SHERMAN	1,900	26	136.8	18	8			
TILLAMOOK	24,000	326	135.8	99	121	Tillamook	4,310	87
UMATILLA	67,100	872	130.0	204	28	Pendleton	16,915	206
UNION	24,400	167	68.4	57	34	La Grande	12,795	71
WALLOWA	7,200	38	52.8	8	20	Enterprise	2,050	6
WASCO	22,600	440	194.7	176	58	The Dalles	11,765	201
WASHINGTON	397,600	2,151	54.1	101	643	Beaverton	68,050	356
						Hillsboro	65,110	416
						Tigard	37,200	174
WHEELER	1,600	12	75.0	3	9			
YAMHILL	81,900	521	63.6	38	174	McMinnville	24,265	122
STATEWIDE TOTALS	3,267,550	24,162	73.9	5,191	5,135	MAJOR CITY TOTAL	1,543,660	8,942

*Marion County Sheriff's Office under-reported D.U.I.I. offenses for 1998.

This page is intentionally blank.

SECTION 5
STATEWIDE
REGULATORY OFFENSES
TRAFFIC CRIME, FISH & GAME, and MARINE VIOLATIONS

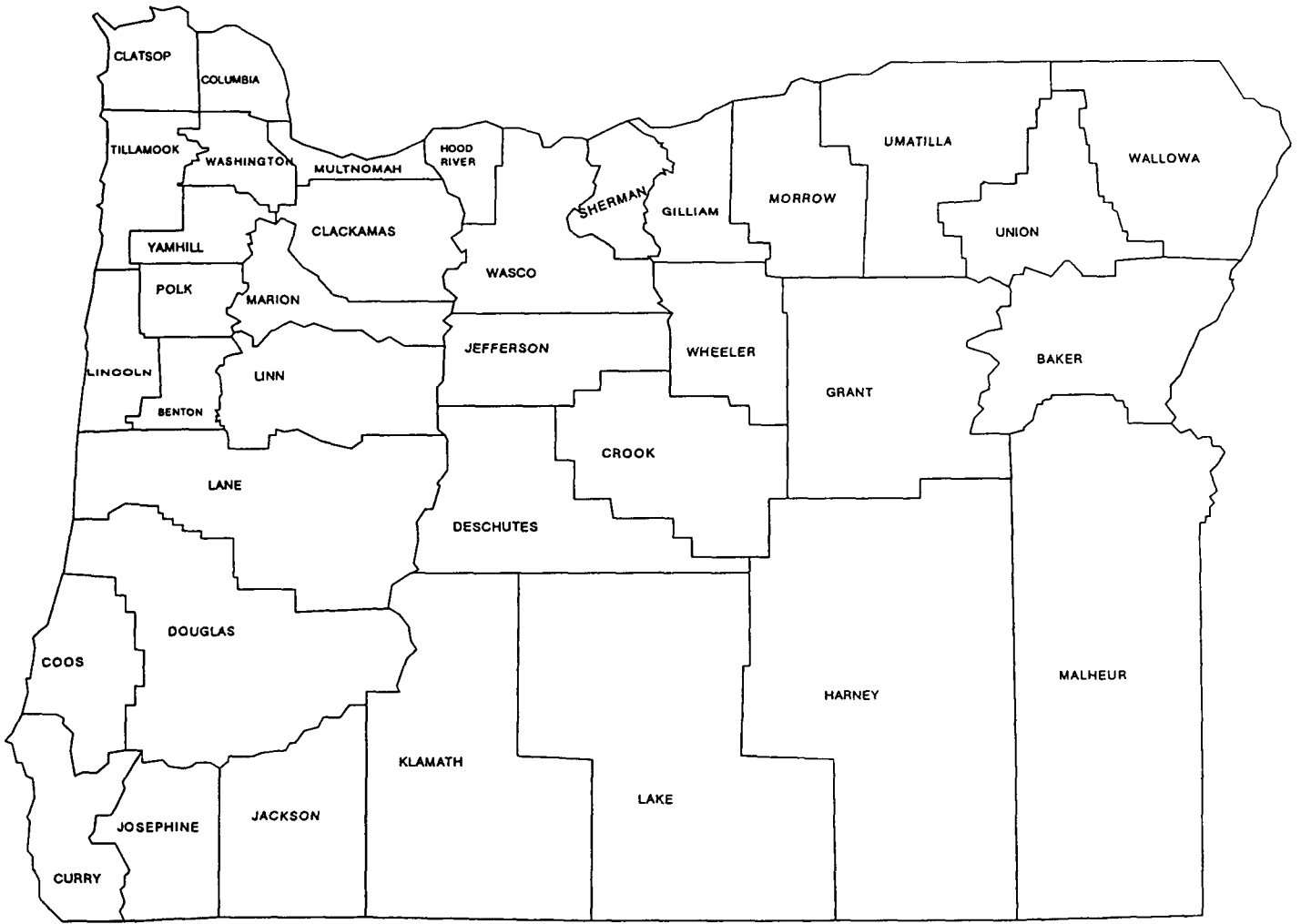
This page is intentionally blank.

STATEWIDE TRAFFIC CRIME, FISH & GAME, and MARINE VIOLATIONS

CLASSIFICATION	1998 OFFENSES	PERSONS ARRESTED			
		ADULT	JUVENILE	MALE *	FEMALE *
TRAFFIC CRIME					
Hit & Run-Misdemeanor	2,859	1,396	155	1,221	313
Hit & Run-Felony	328	171	15	153	30
Reckless Driving	2,841	1,036	150	1,029	136
Eluding	1,495	552	39	529	48
Drive/W Suspend-Misdemeanor	4,942	2,979	40	2,565	436
Drive/W Suspend-Felony	7,086	5,053	29	4,536	479
Fail to Display Drive License	3,988	2,576	178	2,225	509
TRAFFIC CRIME TOTAL	23,539	13,763	606	12,258	1,951
FISH and GAME					
Sport Fishing	2,851	2,690	143	2,631	202
Commercial Fishing	105	104	1	105	
Personal Use	198	191	9	185	15
Game	1,312	1,223	74	1,244	53
FISH and GAME TOTAL	4,466	4,208	227	4,165	270
MARINE VIOLATIONS					
License Violation	121	116	5	113	8
Insuff Life Preserve	306	291	11	279	23
Muffling	13	13		12	1
Other Equip. Violation	29	19		19	
Operate Without Lights	29	28	1	29	
Reckless Operation	30	21	3	23	1
Speeding	48	43	5	46	2
Operate While Intoxicated	57	57		56	1
Other	58	50	6	52	4
MARINE TOTAL	691	638	31	629	40

* Persons Arrested Male & Female columns of this table does not include data for 2 months from The Dalles PD.

OREGON COUNTY MAP



TRAFFIC CRIME OFFENSES by COUNTY, 1998

COUNTY	1998 TOTAL	Hit & Run Misd.	Hit & Run Felony	Reckless Driving	Eluding	Drive w/ Susp-Misd.	Drive w/ Susp-Felony	Failure to Disply Lic.
BAKER	78	10		19	6	14	25	4
BENTON	410	54	8	56	20	75	138	59
CLACKAMAS	2,222	200	26	234	179	74	1177	332
CLATSOP	309	26	5	43	29	41	65	100
COLUMBIA	326	20	3	31	23	148	46	55
COOS	293	21	5	38	21	48	99	61
CROOK	118	12	1	14	10	26	50	5
CURRY	130	12	1	21	3	21	37	35
DESCHUTES	619	89	8	94	48	121	237	22
DOUGLAS	695	87	12	95	58	97	254	92
GILLIAM	30	1		6	3	4	13	3
GRANT	22	1		4	1	5	9	2
HARNEY	28	2		5	2	6	8	5
HOOD RIVER	163	13	2	31	7	28	42	40
JACKSON	903	92	15	139	77	163	351	66
JEFFERSON	270	18	1	44	7	38	129	33
JOSEPHINE	421	37	12	52	42	56	158	64
KLAMATH	317	35	5	26	22	94	113	22
LAKE	22	3	2	3	2	5	5	2
LANE	2,183	269	44	374	30	233	691	542
LINCOLN	362	32	1	40	14	102	115	58
LINN	668	83	15	91	47	71	226	135
MALHEUR	183	34	2	11	15	33	41	47
MARION	2,421	265	28	208	153	645	541	581
MORROW	36	7		6		10	9	4
MULTNOMAH	5,578	587	66	608	421	1858	1357	681
POLK	608	47	1	40	18	211	105	186
SHERMAN	23			5	2	1	3	12
TILLAMOOK	121	27	6	31	18	11	7	21
UMATILLA	410	70	10	51	38	83	121	37
UNION	100	17		25	6	15	31	6
WALLOWA	10	2			1		7	
WASCO	296	18	2	37	27	35	97	80
WASHINGTON	2,726	597	44	296	128	483	633	545
WHEELER	6						4	2
YAMHILL	432	71	3	63	17	87	142	49
TOTAL	23,539	2,859	328	2,841	1,495	4,942	7,086	3,988

FISH & GAME OFFENSES by COUNTY, 1998

COUNTY	1998 TOTAL	Sport Fishing	Commercial Fishing	Personal Use	Game
BAKER	61	38			23
BENTON	30	10		2	18
CLACKAMAS	252	209			43
CLATSOP	218	100	45	11	62
COLUMBIA	200	137			63
COOS	118	63	15	26	14
CROOK	55	19			36
CURRY	63	44	3	7	9
DESCHUTES	200	157		3	40
DOUGLAS	173	99		9	65
GILLIAM	14	8			6
GRANT	42	4			38
HARNEY	22	5			17
HOOD RIVER	68	50			18
JACKSON	179	92	1	29	57
JEFFERSON	34	32			2
JOSEPHINE	41	41			
KLAMATH	66	25			41
LAKE	78	24			54
LANE	417	347	1	7	62
LINCOLN	231	148	34	24	25
LINN	47	32		2	13
MALHEUR	86	59			27
MARION	281	200		15	66
MORROW	115	38			77
MULTNOMAH	345	302	1	1	41
POLK	39	6			33
SHERMAN	29	20			9
TILLAMOOK	310	218	5	62	25
UMATILLA	188	130			58
UNION	83	16			67
WALLOWA	57	29			28
WASCO	104	67			37
WASHINGTON	104	51			53
WHEELER	36	5			31
YAMHILL	80	26			54
TOTAL	4,466	2,851	105	198	1,312

MARINE VIOLATION OFFENSES by COUNTY, 1998

COUNTY	1998 TOTAL	License Violations	Insf. Life Preserver	Other Equip Muffling	Operate Violation	Reckless w/o Lights Operation	Speeding	Operate W/ Intoxicated	Other	
BAKER	1	1								
BENTON	4							4		
CLACKAMAS	14	1	7					6		
CLATSOP	92	19	59		7		5		2	
COLUMBIA	186	39	54		18	29	17	11	5	13
COOS	4	1	1				1		1	
CROOK	7		1				3	1		2
CURRY	1		1							
DESCHUTES	3		3							
DOUGLAS	4	2							2	
GILLIAM	1		1							
GRANT	2		1		1					
HARNEY										
HOOD RIVER	2		2							
JACKSON	292	53	142	13	3		1	31	21	28
JEFFERSON	16		3				4		7	2
JOSEPHINE										
KLAMATH										
LAKE	5	1	4							
LANE	21	1	15				1			4
LINCOLN	2	1					1			
LINN	11		4				2		4	1
MALHEUR	2		1						1	
MARION	3		1						1	1
MORROW	3	1	2							
MULTNOMAH	2	1								1
POLK										
SHERMAN	2									2
TILLAMOOK	1		1							
UMATILLA	2		2							
UNION										
WALLOWA										
WASCO	4								2	2
WASHINGTON	3								3	
WHEELER										
YAMHILL	1		1							
TOTAL	691	121	306	13	29	29	30	48	57	58

This page is intentionally blank.

SECTION 6
STATEWIDE
ARREST INFORMATION

This section provides statewide information on the number of persons arrested for each offense.

The state tables provide information by the age, sex and race of persons arrested.

This page is intentionally blank.

NUMBER OF FEMALE ARRESTS BY AGE - STATE OF OREGON, 1998*

TOTAL ARRESTS	ADULT ARRESTS	JUVENILE ARRESTS		Under 10	10 to 12	13 to 14	15	16	17	18	19	20	21	22	23	24	25 to 29	30 to 34	35 to 39	40 to 44	45 to 49	50 to 54	55 to 59	60 to 64	65 and Over	
			CRIMES AGAINST PERSONS																							
10	8	2	Willful Murder *	0	0	1	0	0	1	1	0	0	1	0	0	1	0	3	1	0	1	0	0	0	0	
2	2	0	Neg. Homicide (1)	0	0	0	0	0	0	0	0	0	0	0	0	0	0	0	0	1	0	1	0	0	0	
4	2	2	Forcible Rape *	0	0	0	1	0	1	0	0	0	0	0	0	1	0	1	0	0	0	0	0	0	0	
85	57	28	Other Sex Crime	2	6	6	8	4	2	1	2	4	5	3	3	1	15	3	8	7	3	1	1	0	0	
7	6	1	Kidnaping	0	0	0	0	1	0	0	0	1	1	0	1	0	1	1	0	0	1	0	0	0	0	
202	160	42	Robbery *	1	2	11	9	8	11	15	6	9	11	9	4	4	26	23	29	16	5	3	0	0	0	
431	303	128	Aggravated Assault *	2	11	39	29	26	21	13	17	9	10	12	18	6	49	54	53	35	9	9	4	3	2	
3,924	3,132	792	Simple Assault	5	95	273	139	153	127	135	119	107	115	137	107	91	556	558	628	325	146	46	32	12	18	
4,665	3,670	995	TOTAL	10	114	330	186	192	163	165	144	130	143	161	133	103	648	640	721	385	164	61	37	15	20	
			CRIMES AGAINST PROPERTY																							
475	296	179	Burglary *	10	37	53	29	26	24	16	23	14	3	14	9	5	53	50	55	33	11	6	3	0	1	
8,354	5,568	2,786	Larceny *	39	355	881	539	528	444	424	358	233	250	229	169	189	842	834	813	582	281	185	82	30	67	
620	385	235	Motor Vehicle Theft *	0	12	83	66	51	23	39	32	16	12	12	15	18	75	86	54	15	4	5	1	1	0	
82	46	36	Arson *	2	12	13	4	1	4	1	2	5	1	3	3	2	7	6	8	3	2	2	1	0	0	
1,183	1,104	79	Forgery/Counterfeit	0	7	5	11	18	38	67	56	58	37	40	37	53	227	211	179	85	34	15	4	0	1	
521	461	60	Fraud	0	0	15	12	17	16	23	22	19	16	15	23	12	93	77	86	32	25	4	6	3	5	
49	47	2	Embezzlement	0	0	0	0	1	1	5	1	5	0	1	3	2	7	6	5	4	3	2	2	1	0	
125	113	12	Stolen Property	0	3	2	1	4	2	8	5	4	5	4	1	3	29	20	19	7	5	3	0	0	0	
656	326	330	Vandalism	11	48	117	54	56	44	37	28	21	17	14	13	4	46	49	42	34	10	8	2	1	0	
12,065	8,346	3,719	TOTAL	62	474	1,169	716	702	596	620	527	375	341	332	273	288	1,379	1,339	1,261	795	375	230	101	36	74	
			BEHAVIORAL CRIMES																							
192	158	34	Weapon Laws	0	1	11	7	9	6	5	4	4	7	7	2	4	35	39	29	13	5	2	1	1	0	
276	272	4	Prostitution	0	0	0	1	1	2	12	20	14	7	8	12	10	49	48	56	26	6	3	0	1	0	
3,464	3,068	396	Drug Laws	2	21	75	78	113	107	137	114	110	90	99	104	94	580	609	558	359	152	42	13	3	4	
1	1	0	Gambling	0	0	0	0	0	0	0	1	0	0	0	0	0	0	0	0	0	0	0	0	0	0	
407	397	10	Crimes Against Family	1	0	2	1	2	4	10	10	11	11	11	17	14	80	65	75	40	28	13	7	3	2	
3,626	3,586	40	D.U.I.	0	0	3	3	13	21	63	71	68	112	107	101	95	478	573	707	544	335	173	74	42	43	
4,043	2,206	1,837	Liquor Laws	1	46	343	402	514	531	667	548	373	91	42	19	14	73	85	116	80	50	18	11	13	6	
1,188	831	357	Disorderly Conduct	2	41	136	62	61	55	52	36	36	39	35	39	23	121	149	142	81	45	18	9	2	4	
6,131	4,130	2,001	All Other	8	96	564	491	483	359	259	195	183	129	123	121	83	593	644	736	461	291	140	70	35	67	
1,878	0	1,878	Curfew	2	105	635	422	409	305	0	0	0	0	0	0	0	0	0	0	0	0	0	0	0	0	
2,032	0	2,032	Runaway Juveniles	5	142	788	502	399	196	0	0	0	0	0	0	0	0	0	0	0	0	0	0	0	0	
23,238	14,649	8,589	TOTAL	21	452	2,557	1,969	2,004	1,586	1,205	999	799	486	432	415	337	2,009	2,212	2,419	1,604	912	409	185	100	126	
39,968	26,665	13,303	GRAND TOTAL	93	1,040	4,056	2,871	2,898	2,345	1,990	1,670	1,304	970	925	821	728	4,036	4,191	4,401	2,784	1,451	700	323	151	220	
10,178	6,768	3,410	* Index Total	54	429	1,081	677	640	529	509	438	286	288	279	218	225	1,053	1,054	1,015	685	312	211	91	34	70	
1,933	1,834	99	Traffic Crimes	0	0	5	18	31	45	72	74	70	72	70	57	73	322	329	304	215	90	33	20	9	24	
269	252	17	Fish & Game Violations	0	2	3	4	3	5	6	3	16	11	5	0	3	31	53	36	31	19	15	10	5	8	
39	39	0	Marine Violations	0	0	0	0	0	0	1	3	1	1	0	1	1	2	6	8	4	6	4	0	1	0	

(1) Negligent Homicide Arrests include Traffic Death Arrests

*Does not include data from Douglas County Sheriff's Office or Roseburg Police Department.

This page is intentionally blank.

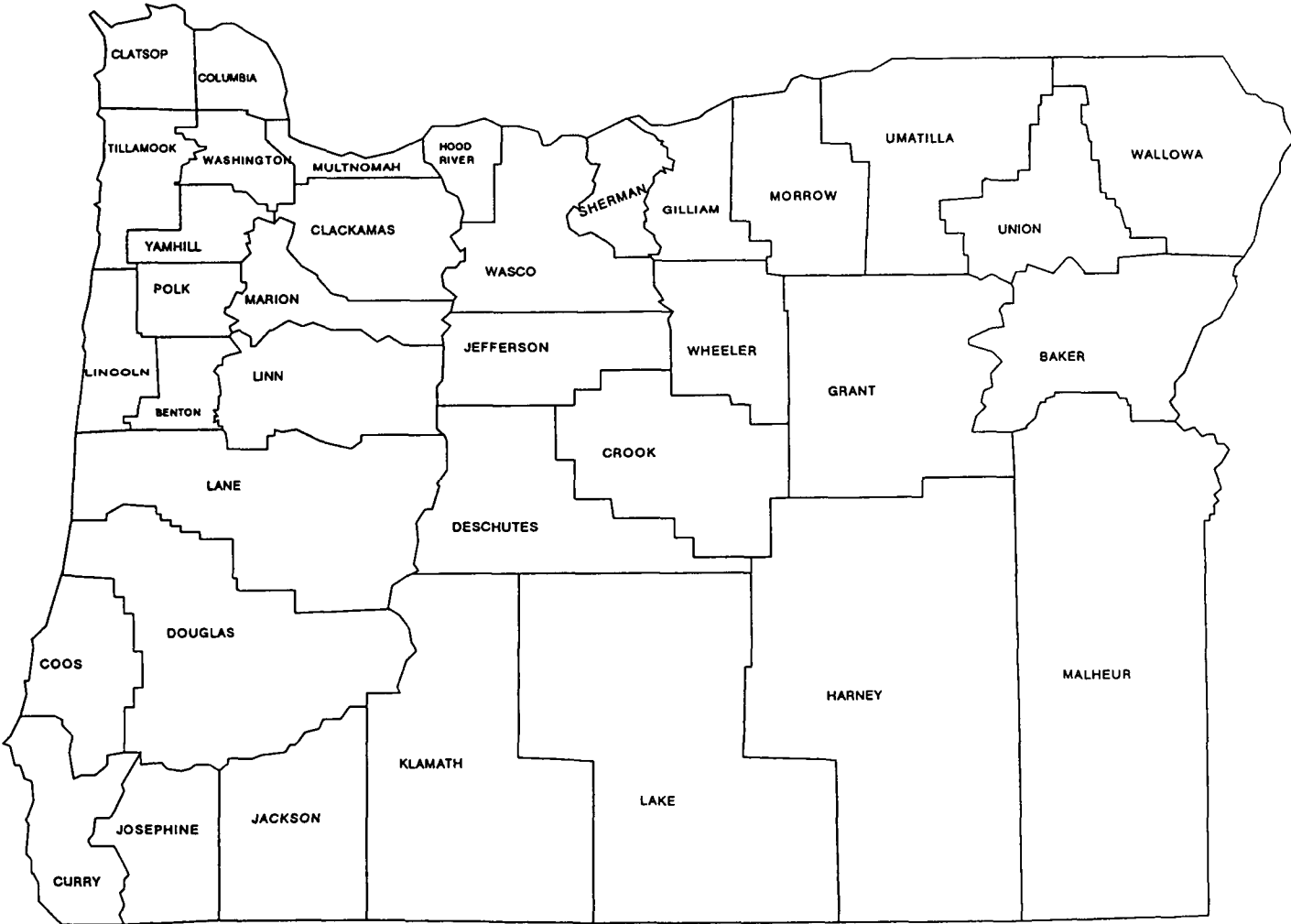
NUMBER OF ARRESTS BY RACE - STATE OF OREGON, 1998*

TOTAL ARRESTS	ADULT ARRESTS	JUVENILE ARRESTS		WHITE			BLACK			INDIAN			HISPANIC			INDO-CHINESE			OTHER ASIAN		
				Adult	Juven	Total	Adult	Juven	Total	Adult	Juven	Total	Adult	Juven	Total	Adult	Juven	Total	Adult	Juven	Total
CRIME AGAINST PERSON																					
130	116	14	Willful Murder *	81	8	89	15	3	18	2	2	11	2	13	4	4	3	1	4		
23	22	1	Neg. Homicide(1)	18	1	19	1		1			3		3							
290	236	54	Forcible Rape *	159	36	195	21	7	28	4	2	6	50	9	59			2	2		
1,531	1,210	321	Other Sex Crime	1,011	281	1,292	36	8	44	15	2	17	139	30	169	1	1	8	8		
146	137	9	Kidnapping	101	6	107	8	1	9	5	1	6	21	1	22	1	1	1	1		
1,359	1,070	289	Robbery *	797	195	992	163	48	211	17	5	22	83	33	116	3	1	4	7		
2,537	1,975	562	Aggravated Assault *	1,543	400	1,943	122	63	185	51	17	68	223	62	285	7	3	10	29		
17,395	14,661	2,734	Simple Assault	11,760	2,201	13,961	1,013	201	1,214	276	57	333	1,412	245	1,657	31	3	34	169		
23,411	19,427	3,984	TOTAL	15,470	3,128	18,598	1,379	331	1,710	370	84	454	1,942	382	2,324	47	7	54	219		
CRIME AGAINST PROPERTY																					
3,939	2,491	1,448	Burglary *	2,186	1,277	3,463	125	52	177	47	22	69	115	78	193		1	1	18		
26,018	17,676	8,342	Larceny *	13,690	6,795	20,485	1,399	400	1,799	246	175	421	2,063	821	2,884	41	24	65	237		
3,257	2,279	978	Motor Vehicle Theft *	1,950	789	2,739	126	79	205	34	14	48	145	75	220	4	4	8	20		
498	185	313	Arson *	174	281	455	5	10	15	1	3	4	4	16	20			1			
3,256	3,054	202	Forgery/Counterfeit	2,468	169	2,637	148	9	157	25	4	29	377	16	393	4	4	32			
1,446	1,300	146	Fraud	1,140	127	1,267	65	4	69	9	4	13	71	8	79			15			
79	77	2	Embezzlement	72	2	74							4		4			1			
685	543	142	Stolen Property	483	118	601	18	5	23	3	1	4	29	13	42			10			
5,108	2,671	2,437	Vandalism	2,274	2,099	4,373	119	69	188	51	39	90	203	205	408	4	3	7	20		
44,286	30,276	14,010	TOTAL	24,437	11,657	36,094	2,005	628	2,633	416	262	678	3,011	1,232	4,243	53	32	85	354		
BEHAVIORAL CRIMES																					
2,496	2,034	462	Weapon Laws	1,660	352	2,012	134	41	175	23	6	29	194	55	249	6	2	8	17		
760	749	11	Prostitution	448	2	450	71	3	74	10		10	186	5	191	14		14			
16,610	14,400	2,210	Drug Laws	10,877	1,799	12,676	1,780	188	1,968	164	31	195	1,495	176	1,671	10	2	12			
17	15	2	Gambling	2	2	4	11		11				2	2	4	1		1			
791	766	25	Crimes Against Family	688	21	709	6		6	5	2	7	53	2	55			14			
22,375	22,024	351	D.U.I.	18,205	294	18,499	332		332	322	6	328	2,987	47	3,034	20		20			
17,746	11,962	5,784	Liquor Laws	10,219	5,186	15,405	273	91	364	347	102	449	939	356	1,295	15	5	20			
5,789	4,456	1,333	Disorderly Conduct	3,706	995	4,701	167	57	224	98	44	142	437	228	665	3	1	4			
25,670	18,652	7,018	All Other	15,170	6,218	21,388	1,506	196	1,702	338	69	407	1,478	492	1,970	18	6	24			
5,261	5,261		Curfew	4,225	4,225		2	284	286	68	68		581	581		16	16				
3,457	3,457		Runaway Juveniles	2,988	2,988		170	170		47	47		212	212		9	9				
100,972	75,058	25,914	TOTAL	60,975	22,080	83,055	4,282	1,030	5,312	1,307	375	1,682	7,769	2,156	9,925	87	41	128	640		
168,669	124,761	43,908	GRAND TOTAL	100,882	36,865	137,747	7,666	1,989	9,655	2,093	721	2,814	12,722	3,770	16,492	187	80	267	1,213		
38,028	26,028	12,000	Index Total	20,580	9,781	30,361	1,976	662	2,638	402	238	640	2,694	1,096	3,790	59	33	92	317		
14,209	13,619	590	Traffic Crime	10,117	422	10,539	942	38	980	180	7	187	2,252	107	2,359	38	38		90		
4,435	4,208	227	Fish & Game	3,633	227	3,860	221		221	88		88	222		222				44		
669	638	31	Marine	631	31	662	1		1				6		6						

(1) Negligent Homicide Arrests include Traffic Death Arrests

* Does not contain data for Roseburg Police Department.

OREGON COUNTY MAP



STATE OF OREGON ARRESTS BY RACE & COUNTY, 1998

ARREST							INDO -	OTHER -
TOTAL	COUNTY	WHITE	BLACK	INDIAN	HISPANIC	CHINESE	ASIAN	
1,216	BAKER	1,162	7	7	31	7	2	
3,285	BENTON	2,924	103	15	187	1	55	
10,562	CLACKAMAS	9,209	329	72	806	2	144	
2,731	CLATSOP	2,554	30	7	114	1	25	
2,227	COLUMBIA	2,199	8		18		2	
3,623	COOS	3,516	26	16	51		14	
1,300	CROOK	1,246		1	52		1	
1,113	CURRY	1,050	5	10	42		6	
6,631	DESCHUTES	6,383	52	41	146	1	8	
5,218	DOUGLAS *	5,141	21	6	44		6	
135	GILLIAM	128		1	6			
248	GRANT	233		2	13			
179	HARNEY	155	5	17	2			
1,068	HOOD RIVER	751	4	9	301		3	
11,995	JACKSON	10,822	199	76	845		53	
1,444	JEFFERSON	752	6	353	330		3	
3,471	JOSEPHINE	3,407	12	1	48		3	
2,902	KLAMATH	2,331	51	318	197		5	
249	LAKE	234	1	4	10			
20,561	LANE	18,378	619	293	1,091		180	
2,732	LINCOLN	2,611	22	62	35		2	
5,945	LINN	5,554	53	21	287	1	29	
1,896	MALHEUR	1,071	9	10	794		12	
14,727	MARION	10,563	362	290	3,340	28	144	
476	MORROW	366	2		107		1	
32,656	MULTNOMAH	20,834	7,110	654	3,255	198	605	
2,555	POLK	2,184	28	21	305	3	14	
125	SHERMAN	113	1	4	7			
1,822	TILLAMOOK	1,761	4	6	50		1	
4,310	UMATILLA	2,994	47	320	937		12	
1,292	UNION	1,217	4	10	50		11	
302	WALLOWA	299		1	2			
2,121	WASCO	1,753	7	111	234		16	
14,017	WASHINGTON	10,945	493	28	2,211	18	322	
44	WHEELER	44						
3,491	YAMHILL	2,862	33	29	543	4	20	
168,669	STATE TOTAL	137,746	9,653	2,816	16,491	264	1,699	

* Douglas County - Does not include arrest data from Roseburg Police Department.

ARRESTS FOR CRIMES AGAINST PERSONS BY RACE & COUNTY, 1998

ARREST						INDO -	OTHER -
TOTAL	COUNTY	WHITE	BLACK	INDIAN	HISPANIC	CHINESE	ASIAN
218	BAKER	210	1	2	5		
365	BENTON	309	23	3	23		7
1,702	CLACKAMAS	1,492	79	17	96		18
281	CLATSOP	252	6	4	19		
248	COLUMBIA	244	2		1		1
563	COOS	550	3	1	8		1
158	CROOK	152			6		
192	CURRY	179	1	1	11		
909	DESCHUTES	874	13	2	19		1
662	DOUGLAS *	651	3	2	6		
9	GILLIAM	9					
41	GRANT	40			1		
48	HARNEY	38	2	7	1		
117	HOOD RIVER	79	1	3	34		
1,272	JACKSON	1,116	32	13	103		8
252	JEFFERSON	138	1	51	61		1
519	JOSEPHINE	513			6		
464	KLAMATH	337	16	83	28		
23	LAKE	21			2		
2,582	LANE	2,236	140	42	151		13
361	LINCOLN	334		20	7		
857	LINN	806	10	1	38		2
202	MALHEUR	97		1	104		
2,128	MARION	1,500	80	37	481	5	25
63	MORROW	48			15		
5,175	MULTNOMAH	3,239	1,186	90	493	44	123
323	POLK	268	4	3	45	2	1
15	SHERMAN	15					
227	TILLAMOOK	213	1	2	11		
609	UMATILLA	412	7	53	135		2
140	UNION	125	2		11		2
40	WALLOWA	39			1		
200	WASCO	152	3	14	28		3
1,963	WASHINGTON	1,510	86	1	305	2	59
2	WHEELER	2					
481	YAMHILL	397	8	2	69	1	4
23,411	STATE TOTAL	18,597	1,710	455	2,324	54	271

* Douglas County - Does not include arrest data from Roseburg Police Department.

ARRESTS FOR CRIMES AGAINST PROPERTY BY RACE & COUNTY, 1998

ARREST						INDO -	OTHER -
TOTAL	COUNTY	WHITE	BLACK	INDIAN	HISPANIC	CHINESE	ASIAN
346	BAKER	336	3	2	5		
779	BENTON	692	31	3	32		21
3,292	CLACKAMAS	2,770	162	30	249		81
465	CLATSOP	441	6	1	17		
398	COLUMBIA	392	4		2		
763	COOS	737	7	5	10		4
177	CROOK	175			2		
226	CURRY	208	1	3	10		4
1,797	DESCHUTES	1,698	20	23	52	1	3
1,153	DOUGLAS *	1,141	2	2	7		1
8	GILLIAM	8					
42	GRANT	34			8		
29	HARNEY	24	1	4			
252	HOOD RIVER	167	1	1	80		3
3,222	JACKSON	2,949	48	17	195		13
286	JEFFERSON	133	3	88	62		
753	JOSEPHINE	749			4		
824	KLAMATH	638	20	101	62		3
66	LAKE	62	1	1	2		
5,613	LANE	5,091	165	55	254		48
632	LINCOLN	610	9	9	4		
1,401	LINN	1,314	11	6	66		4
518	MALHEUR	303	4	6	203		2
4,141	MARION	2,974	104	101	902	12	48
81	MORROW	60	1		19		1
9,134	MULTNOMAH	6,178	1,769	113	833	61	180
498	POLK	427	8	5	56		2
24	SHERMAN	23			1		
264	TILLAMOOK	259		1	4		
861	UMATILLA	587	8	55	208		3
346	UNION	328	1	4	9		4
54	WALLOWA	54					
437	WASCO	362	1	19	48		7
4,559	WASHINGTON	3,474	228	13	715	11	118
6	WHEELER	6					
839	YAMHILL	690	14	10	122		3
44,286	STATE TOTAL	36,094	2,633	678	4,243	85	553

* Douglas County - Does not include arrest data from Roseburg Police Department.

ARRESTS FOR BEHAVIORAL CRIMES BY RACE & COUNTY, 1998

ARREST							INDO -	OTHER -
TOTAL	COUNTY	WHITE	BLACK	INDIAN	HISPANIC	CHINESE	ASIAN	
652	BAKER	616	3	3	21	7	2	
2,141	BENTON	1,923	49	9	132	1	27	
5,568	CLACKAMAS	4,947	88	25	461	2	45	
1,985	CLATSOP	1,861	18	2	78	1	25	
1,581	COLUMBIA	1,563	2		15		1	
2,297	COOS	2,229	16	10	33		9	
965	CROOK	919		1	44		1	
695	CURRY	663	3	6	21		2	
3,924	DESCHUTES	3,810	19	16	75		4	
3,407	DOUGLAS *	3,353	16	2	31		5	
118	GILLIAM	111		1	6			
165	GRANT	159		2	4			
102	HARNEY	93	2	6	1			
699	HOOD RIVER	505	2	5	187			
7,501	JACKSON	6,757	119	46	547		32	
906	JEFFERSON	481	2	214	207		2	
2,199	JOSEPHINE	2,145	12	1	38		3	
1,614	KLAMATH	1,356	15	134	107		2	
160	LAKE	151		3	6			
12,365	LANE	11,050	314	196	686		119	
1,739	LINCOLN	1,667	13	33	24		2	
3,687	LINN	3,434	32	14	183	1	23	
1,176	MALHEUR	671	5	3	487		10	
8,457	MARION	6,088	178	152	1,957	11	71	
332	MORROW	258	1		73			
18,347	MULTNOMAH	11,417	4,155	451	1,929	93	302	
1,734	POLK	1,489	16	13	204	1	11	
86	SHERMAN	75	1	4	6			
1,331	TILLAMOOK	1,289	3	3	35		1	
2,839	UMATILLA	1,995	32	211	594		7	
806	UNION	764	1	6	30		5	
208	WALLOWA	206		1	1			
1,484	WASCO	1,239	3	78	158		6	
7,495	WASHINGTON	5,961	179	14	1,191	5	145	
36	WHEELER	36						
2,171	YAMHILL	1,775	11	17	352	3	13	
100,972	STATE TOTAL	83,056	5,310	1,682	9,924	125	875	

* Douglas County - Does not include arrest data from Roseburg Police Department.

SECTION 7
STATEWIDE
LAW ENFORCEMENT EMPLOYEES
and
OFFICER ASSAULTED INFORMATION

This page is intentionally blank.

LAW ENFORCEMENT EMPLOYEES - STATEWIDE - 1998

The number of officers is the number of full time Law Enforcement Officers who are certified, certifiable or in process of being certified by the Oregon Department of Public Safety Standards and Training.

The number of support staff includes full time, non-officer staff such as records, communications and clerical employees.

	Officers	Support Staff	Total Employees
Male	4,964	511	5,475
Female	491	1,607	2,098
Total	5,455	2,118	7,573

Officers per 1,000 population = 1.7

Total Employees per 1,000 population = 2.3

Sheriffs Departments	1,299	540	1,839
Oregon State Police	769	414	1,183
Police Departments	3,338	1,157	4,495
O L C C	49	7	56
Total	5,455	2,118	7,573

When compared to 1997, the above numbers represent changes as follows:

1.8% increase in the number of law enforcement officers statewide

8.9% increase in the number of support employees

3.7% increase in the total number of law enforcement employees

LAW ENFORCEMENT EMPLOYEES - HISTORY

	Officer	Support Staff	Total Employees
1989	4,606	1,413	6,019
1990	4,705	1,514	6,219
1991	4,712	1,485	6,197
1992	4,727	1,522	6,249
1993	4,834	1,585	6,419
1994	5,084	1,584	6,668
1995	5,218	1,784	7,002
1996	5,290	1,905	7,195
1997	5,361	1,945	7,306
1998	5,455	2,118	7,573

LAW ENFORCEMENT EMPLOYEES BY DEPARTMENT / OFFICER ASSAULTS - 1998

DEPARTMENT	POPULATION	LAW ENFORCEMENT		SUPPORT		TOTAL STAFF	TOTAL	ASSAULT	ASSAULT
		OFFICERS - MALE	OFFICERS - FEMALE	STAFF - MALE	STAFF - FEMALE		OFFICERS ASSAULTED	WITH INJURY	WITHOUT INJURY
O.S.P. - BAKER		23	1	1	3	28	3		3
BAKER CO. SO.	6,540	9	1		5	15			
BAKER CITY PD.	10,160	12	1		3	16			
O.L.C.C. - BAKER		1				1			
	16,700	45	3	1	11	60	3		3
O.S.P. - BENTON		13	2		1	16			
BENTON CO. SO.	23,200	33	8	1	7	49			
CORVALLIS PD.	49,630	47	9	4	22	82			
PHILOMATH PD.	3,770	7			2	9			
O.L.C.C. - BENTON		4				4			
	76,600	104	19	5	32	160			
O.S.P. - CLACKAMAS		23	5	5	6	39			
CLACKAMAS CO. SO.	190,395	166	19	6	30	221	5		5
CANBY PD.	12,465	18	1	1	1	21			
GLADSTONE PD.	11,745	12	1	1	4	18	1		1
LAKE OSWEGO PD.	34,280	38	3	6	19	66	7	4	3
MILWAUKIE PD.	20,220	31	2	3	10	46	3		3
MOLALLA PD.	5,395	9	1		3	13	1		1
OREGON CITY PD.	22,560	18	6	1	5	30	2	1	1
SANDY PD.	5,135	9			2	11	1		1
WEST LINN PD.	21,405	24	1		3	28	3		3
O.L.C.C. - CLACKAMAS									
	323,600	348	39	23	83	493	23	5	18
O.S.P. - CLATSOP		10		1	1	12			
CLATSOP CO. SO.	11,610	21	1		4	26	4	2	2
ASTORIA PD.	10,090	15		2	4	21			
GEARHART PD.	1,230	3				3			
SEASIDE PD.	6,170	16	2	1	5	24	4		4
WARRENTON PD.	4,175	8			1	9	2	1	1
CANNON BEACH PD.	1,425	4	3		1	8			
O.L.C.C. - CLATSOP		1				1			
	34,700	78	6	4	16	104	10	3	7
O.S.P. - COLUMBIA		5		1		6			
COLUMBIA CO. SO.	20,655	17			2	19			
CLATSKANIE PD.	1,870	5		1		6			
COLUMBIA CITY PD.	1,635	1				1			
RAINIER PD.	1,800	5			1	6			
ST. HELENS PD.	9,060	18			2	20			
SCAPPOOSE PD.	4,855	7	2	1		10	1		1
VERNONIA PD.	2,425	4			1	5			
O.L.C.C. - COLUMBIA									
	42,300	62	2	3	6	73	1		1
O.S.P. - COOS		21	2		5	28	1		1
COOS CO. SO.	25,430	33		2	16	51	2		2
BANDON PD.	2,820	6			1	7			
COOS BAY PD.	15,615	27	2		14	43			
COQUILLE PD.	4,235	8			2	10	4	1	3
MYRTLE POINT PD.	2,725	6			1	7	2	1	1
NORTH BEND PD.	9,910	16	1	2	6	25	2	2	
POWERS PD.	665	2				2			
O.L.C.C. - COOS			1			1			
	61,400	119	6	4	45	174	11	4	7
O.S.P. - CROOK		3				3			
CROOK CO. SO.	9,730	11		1	3	15	1	1	
PRINEVILLE PD.	6,920	13	2	2	5	22	2	1	1
O.L.C.C. - CROOK									
	16,650	27	2	3	8	40	3	2	1

LAW ENFORCEMENT EMPLOYEES BY DEPARTMENT / OFFICER ASSAULTS - 1998

DEPARTMENT	POPULATION	LAW ENFORCEMENT		SUPPORT		TOTAL		ASSAULT	
		OFFICERS - MALE	OFFICERS - FEMALE	STAFF - MALE	STAFF - FEMALE	STAFF ASSAULTED	OFFICERS WITH INJURY	ASSAULT WITHOUT INJURY	
O.S.P. - CURRY		10				1	11	2	2
CURRY CO. SO.	14,340	15			1	7	23		
BROOKINGS PD.	5,510	12	1		1	4	18		
GOLD BEACH PD.	2,150	5				1	6		
O.L.C.C. - CURRY									
	22,000	42	1	2		13	58	2	2
O.S.P. - DESCHUTES		37			16	23	76		
DESCHUTES CO. SO.	56,830	58	3		10	18	89	7	5
BEND PD.	35,635	48	8		5	9	70	6	1
REDMOND PD.	12,435	22	1		1	5	29	1	1
BLACK BUTTE PD.		5	1			1	7		
O.L.C.C. - DESCHUTES		3	1				4		
	104,900	173	14	32		56	275	14	6
O.S.P. - DOUGLAS		27			1	3	31	1	1
DOUGLAS CO. SO.	59,635	62	3		2	11	78		
MYRTLE CREEK PD.	3,600	6	1			6	13		
OAKLAND PD.	820	1					1		
REEDSPORT PD.	4,860	10	1		1	4	16	1	1
ROSEBURG PD.	20,215	35	2		3	5	45		
SUTHERLIN PD.	6,690	9	3			2	14	2	1
WINSTON PD.	4,480	9				1	10	3	1
O.L.C.C. - DOUGLAS		1					1		
	100,300	160	10	7		32	209	7	2
O.S.P. - GILLIAM		4					4		
GILLIAM CO. SO.	1,270	4				1	5	1	1
CONDON PD.	830	2					2		
O.L.C.C. - GILLIAM									
	2,100	10				1	11	1	1
O.S.P. - GRANT		6					6		
GRANT CO. SO.	4,795	4				1	5	1	1
JOHN DAY PD.	2,015	4			1	3	8		
PRAIRIE CITY PD.	1,190	3					3		
O.L.C.C. - GRANT									
	8,000	17		1		4	22	1	1
O.S.P. - HARNEY									
HARNEY CO. SO.	3,035	4				1	5		
BURNS PD.	3,015	5	1			5	11		
HINES PD.	1,550	2					2		
O.L.C.C. - HARNEY									
	7,600	11	1			6	18		
O.S.P. - HOOD RIVER		7				1	8		
HOOD RIVER CO. SO.	14,370	17			8	10	35		
HOOD RIVER PD.	5,130	12				3	15	1	1
O.L.C.C. - HOOD RIVER									
	19,500	36		8		14	58	1	1
O.S.P. - JACKSON		49	2		11	26	88	1	1
JACKSON CO. SO.	62,120	51	1		1	20	73		
ASHLAND PD.	19,220	22	4		2	11	39		
BUTTE FALLS PD.	425	1					1		
CENTRAL POINT PD.	11,255	16	2			3	21		
EAGLE POINT PD.	4,325	6				1	7		
GOLD HILL PD.	1,240	1					1		
JACKSONVILLE PD.	2,090	4					4		
MEDFORD PD.	58,895	79	6		3	37	125		
PHOENIX PD.	3,905	6			1		7		
ROGUE RIVER PD.	1,960	5					5		
SHADY COVE PD.	2,315	2					2		
TALENT PD.	5,050	5	1			1	7		
O.L.C.C. - JACKSON		3	1			1	5		
	172,800	250	17	18		100	385	1	1

LAW ENFORCEMENT EMPLOYEES BY DEPARTMENT / OFFICER ASSAULTS - 1998

DEPARTMENT	POPULATION	LAW ENFORCEMENT		SUPPORT		TOTAL STAFF	TOTAL	ASSAULT	ASSAULT
		OFFICERS - MALE	OFFICERS - FEMALE	STAFF - MALE	STAFF - FEMALE		OFFICERS ASSAULTED	WITH INJURY	WITHOUT INJURY
O.S.P. - JEFFERSON			6	1		7			
JEFFERSON CO. SO.	11,545		12		3	4	19	1	1
CULVER PD.	850		1			1			
MADRAS PD.	5,005		11	1		1	13	3	3
O.L.C.C. - JEFFERSON									
	17,400		30	2	3	5	40	4	4
O.S.P. - JOSEPHINE			9	1		1	11	2	2
JOSEPHINE CO. SO.	52,410		35	1		14	50	3	3
GRANTS PASS PD.	20,590		35	2	1	12	50	10	8
O.L.C.C. - JOSEPHINE									
	73,000		79	4	1	27	111	15	11
O.S.P. - KLAMATH			32	3	1	2	38	5	1
KLAMATH CO. SO.	41,450		26	1	2	6	35	1	1
KLAMATH FALLS PD.	18,940		34	1		3	38	5	3
MERRILL	850		2			1	3		
MALIN	760		1				1		
O.L.C.C. - KLAMATH							2		
	62,000		97	5	3	12	117	11	4
O.S.P. - LAKE			5				5		
LAKE CO. SO.	4,760		5	1			6		
LAKEVIEW PD.	2,640		5				5		
O.L.C.C. - LAKE									
	7,400		15	1			16		
O.S.P. - LANE			57	2	6	14	79	5	1
LANE CO. SO.	104,485		70	6	8	34	118	14	8
COBURG PD.	790		4				4		
COTTAGE GROVE PD.	8,190		16		3	5	24	4	4
EUGENE PD.	133,460		142	27	34	115	318	35	27
FLORENCE PD.	6,715		12			7	19	5	4
JUNCTION CITY PD.	4,400		8	1	2	2	13		
OAKRIDGE PD.	3,260		6		1	4	11	1	1
SPRINGFIELD PD.	51,700		58	2	2	26	88	9	9
O.L.C.C. - LANE									
	313,000		373	38	56	207	674	73	49
O.S.P. - LINCOLN			17	3	1	1	22		
LINCOLN CO. SO.	22,515		26	1		3	30		
LINCOLN CITY	6,855		18	4	2	6	30		
NEWPORT PD.	10,240		23			4	27	6	4
TOLEDO PD.	3,590		6		1	4	11		
O.L.C.C. - LINCOLN							1		
	43,200		91	8	4	18	121	6	4
O.S.P. - LINN			13	1	1	1	16	2	1
LINN CO. SO.	42,980		58	4	10	19	91	6	5
ALBANY PD.	38,925		51	4	17	3	75	1	1
LEBANON PD.	12,480		22		7	2	31	1	1
SWEETHOME PD.	7,815		13	1	1	6	21		
O.L.C.C. - LINN									
	102,200		157	10	36	31	234	10	7
O.S.P. - MALHEUR			17		1	2	20		
MALHEUR CO. SO.	13,970		12		2	6	20	1	1
NYSSA PD.	3,045		9				9		
ONTARIO PD.	10,680		20	1		8	29		
VALE PD.	1,505		5				5		
O.L.C.C. - MALHEUR									
	29,200		63	1	3	16	83	1	1

LAW ENFORCEMENT EMPLOYEES BY DEPARTMENT / OFFICER ASSAULTS - 1998

DEPARTMENT	POPULATION	LAW ENFORCEMENT		SUPPORT		TOTAL STAFF	TOTAL OFFICERS ASSAULTED	ASSAULT WITH INJURY	ASSAULT WITHOUT INJURY	
		OFFICERS - MALE	OFFICERS - FEMALE	STAFF - MALE	STAFF - FEMALE					
O.S.P. - MARION *			147	11	86	137	381	6	2	4
MARION CO. SO.	74,560		73	6		23	102			
AUMSVILLE PD.	2,875		5			1	6			
AURORA PD.	695		2				2			
GERVAIS PD.	1,370		2				2			
HUBBARD PD.	2,210		5			1	6			
KEIZER PD.	29,235		33	3	2	7	45			
MT. ANGEL PD.	3,015		6			1	7			
SALEM PD. (MARION)	111,084		157	15	21	67	260			
SILVERTON PD.	6,740		12	1		1	14			
STAYTON PD.	6,655		12	1		2	15			
TURNER PD.	1,325		1				1			
WOODBURN PD.	16,585		21	2	2	5	30			
O.L.C.C. - MARION			2	2		1	5			
	256,349		478	41	111	246	876	6	2	4
O.S.P. - MORROW			2				2	1		1
MORROW CO. SO.	5,105		10	1	1	10	22	1		1
BOARDMAN PD.	2,795		6				6	1	1	
HEPPNER PD.	1,500		3				3			
O.L.C.C. - MORROW										
	9,400		21	1	1	10	33	3	1	2
O.S.P. - MULTNOMAH			35	2	10	11	58	1	1	
MULTNOMAH CO. SO.	34,655		99	6	18	39	162	11	9	2
GRESHAM PD.	83,595		92	9	6	33	140	20	8	12
PORTLAND PD.	509,610		824	158	85	218	1,285	196	92	104
PORTLAND AIRPORT PD.			28	6	1	8	43	1	1	
TROUTDALE PD.	14,040		17			3	20	3	3	
O.L.C.C. - MULTNOMAH			16	8		5	29			
	641,900		1,111	189	120	317	1,737	232	114	118
O.S.P. - POLK			19	2		2	23			
POLK CO. SO.	33,175		20	1	1	4	26			
DALLAS PD.	12,530		16	2		1	19			
INDEPENDENCE PD.	5,815		11	1		1	13			
MONMOUTH PD.	7,980		9	2		3	14			
SALEM PD. (POLK)	15,551		8				8			
O.L.C.C. - POLK										
	75,051		83	8	1	11	103			
O.S.P. - SHERMAN										
SHERMAN CO. SO.	1,900		5			1	6			
O.L.C.C. - SHERMAN										
	1,900		5			1	6			
O.S.P. - TILLAMOOK			12	2		1	15	4	1	3
TILLAMOOK CO. SO.	16,460		20			3	23	3	1	2
GARIBALDI PD.	970		2				2			
MANZANITA DPS.	1,025		3				3			
ROCKAWAY BEACH PD.	1,235		3				3	1		1
TILLAMOOK PD.	4,310		9			1	10			
O.L.C.C. - TILLAMOOK										
	24,000		49	2		5	56	8	2	6
O.S.P. - UMATILLA			34	3	7	4	48	7	1	6
UMATILLA CO. SO.	23,225		15		1	15	31	6	1	5
ATHENA PD.	1,200		2				2			
HERMISTON PD.	11,595		17	3	2	7	29			
MILTON FREEWATER PD.	6,500		11	2		7	20	2	1	1
PENDLETON PD.	16,915		23		1	7	31	1		1
PILOT ROCK PD.	1,640		3	1		1	5	2	1	1
STANFIELD PD.	1,820		5				5			
UMATILLA PD.	3,515		7	2		1	10	3	2	1
UMATILLA TRIBAL PD.			15			5	20	2		2
WESTON	690		2				2			
O.L.C.C. - UMATILLA			2				2			
	67,100		136	11	11	47	205	23	6	17

* OSP - Marion includes Oregon State Police Headquarters in Salem.

LAW ENFORCEMENT EMPLOYEES BY DEPARTMENT / OFFICER ASSAULTS - 1998

DEPARTMENT	POPULATION	LAW ENFORCEMENT		SUPPORT		TOTAL STAFF	TOTAL	ASSAULT	ASSAULT
		OFFICERS - MALE	OFFICERS - FEMALE	STAFF - MALE	STAFF - FEMALE		OFFICERS ASSAULTED	WITH INJURY	WITHOUT INJURY
O.S.P. - UNION			11			1	12		
UNION CO. SO.	9,835		8			2	10		
LA GRANDE PD.	12,795		16	2	1	12	31		
ELGIN PD.	1,770		3				3		
O.L.C.C. - UNION	24,400		38	2	1	15	56		
O.S.P. - WALLOWA			3				3		
WALLOWA CO. SO.	5,150		5			6	11		
ENTERPRISE PD.	2,050		5				5	2	2
O.L.C.C. - WALLOWA	7,200		13			6	19	2	2
O.S.P. - WASCO			15			1	16	1	1
WASCO CO. SO.	10,835		18		1	4	23	2	1
THE DALLES PD.	11,765		20			2	22	2	2
O.L.C.C. - WASCO	22,600		53		1	7	61	5	3
O.S.P. - WASHINGTON			40	3	6	9	58		
WASHINGTON CO. SO.	167,970		162	8	24	92	286	12	5
BEAVERTON PD.	68,050		86	9	4	22	121	4	4
CORNELIUS PD.	8,170		13	1		2	16	2	2
FOREST GROVE PD.	16,170		24	1	1	5	31	11	3
GASTON PD.	615		1				1		
HILLSBORO PD.	65,110		60	10	1	24	95		
KING CITY PD.	2,125		4				4		
NORTH PLAINS PD.	1,760		2				2		
SHERWOOD PD.	9,125		14	1		2	17	1	1
TIGARD PD.	37,200		51	5	1	11	68	9	2
TUALATIN PD.	21,405		24	3		3	30		
O.L.C.C. - WASHINGTON	397,700		481	41	37	170	729	39	10
O.S.P. - WHEELER			1				1		
WHEELER CO. SO.	1,600		3				3		
O.L.C.C. - WHEELER	1,600		4				4		
O.S.P. - YAMHILL			9	1		2	12		
YAMHILL CO. SO.	33,730		39	1	8	8	56		
AMITY PD.	1,315		2				2		
CARLTON PD.	1,525		2				2		
DUNDEE PD.	2,735		4				4		
MCMINNVILLE PD.	24,265		25	3		8	36		
NEWBERG PD.	17,355		22	2	3	11	38		
YAMHILL PD.	975		2				2		
O.L.C.C. - YAMHILL	81,900		105	7	11	29	152		

LAW ENFORCEMENT OFFICERS ASSAULTED 1998

TYPE OF ACTIVITY	TOTAL ASSAULTS		KNIFE, OTHER INSTRUMENT	OTHER DANGEROUS WEAPON	HANDS FISTS FEET	TWO PERSON VEHICLE	ONE PERSON VEHICLE ALONE	ASSIST.	DETECTIVE OR SPEC. ASSIGNMENT		OTHER ASSIST.		OFFICER ASSAULTS CLEARED
	WEAPON	FIREARM							ALONE	ASSIST.	ALONE	ASSIST.	
RESPONDING TO DISTURBANCE CALLS	151	3	6	9	133	32	28	81		2	3	5	128
BURGLARIES IN PROGRESS/PURSUIING	6			2	4	1	1	4					4
ROBBERIES IN PROGRESS/PURSUIING	2				2			2					
ATTEMPTING OTHER ARRESTS	124	10	1	9	104	17	18	68		8	1	12	110
CIVIL DISORDER (RIOT, MASS DISOBEDIENCE)	9			1	8		1	4		1	1	2	8
HANDLING, TRANSPORTING PRISONERS	60	1		8	51	10	5	23			1	21	53
INVESTIGATING SUSPICIOUS PERSON/CIRCUM	39		1	4	34	6	13	13	1	2	1	3	36
AMBUSH - NO WARNING	1				1			1					1
MENTALLY DERANGED	7		2		5	3	2	2					6
TRAFFIC PURSUITS AND STOPS	80	6	3	21	50	14	25	35		1		5	68
ALL OTHER	37			7	30	5	5	8	3	2	7	8	30
TOTAL OFFICER ASSAULTS	516	20	13	61	422	88	98	241	4	16	14	56	444
NUMBER WITH PERSONAL INJURY	235	8	3	22	202								
NUMBER WITHOUT PERSONAL INJURY	281	12	10	39	220								

TIME OF ASSAULTS	12:01 AM	02:01 AM	04:01 AM	06:01 AM	08:01 AM	10:01 AM	12:01 PM	02:01 PM	04:01 PM	06:01 PM	08:01 PM	10:01 PM
	TO	TO	TO	TO	TO	TO	TO	TO	TO	TO	TO	TO
	02:00 AM	04:00 AM	06:00 AM	08:00 AM	10:00 AM	12:00 PM	02:00 PM	04:00 PM	06:00 PM	08:00 PM	10:00 PM	12:00 PM
	71	48	20	5	16	15	27	45	41	61	68	99

NUMBER OF LAW ENFORCEMENT OFFICERS KILLED IN THE LINE OF DUTY:	BY FELONIOUS ACT: BY ACCIDENT OR NEGLIGENCE:	1 0
---	---	--------

This page is intentionally blank.

SECTION 8
AGENCY SUMMARY
and
DETAIL TABLES

This section provides a detailed report by crime category of the annual crime report information for each department within each county in Oregon, including Traffic Crime, Fish & Game Laws, and Marine Violations.

SPECIAL NOTES:

When counting arrests, only those arrests which are made for an agency's own cases are counted for OUCR purposes. The number of arrests shown in this report will not necessarily agree with the statistics within a department which may show all arrest activity.

Index Crime is summarized at the bottom of the page. The individual crimes that make up the National Crime Index are each identified with an asterisk.

If necessary, Part II Crime totals may be easily determined by subtracting the Index Crime Total from the Grand Total located on the line above. The result of this subtraction equals total Part II Crimes.

This page is intentionally blank.

Population 1998	STATE OF OREGON 3,267,550			OREGON STATE POLICE			O.L.C.C.		
	Offenses	Arrests	Cleared	Offenses	Arrests	Cleared*	Offenses	Arrests	Cleared
CRIME AGAINST PERSON									
Willful Murder*	113	130	69	5	4				
Neg. Homicide	10	23	10						
Forcible Rape*	1,290	291	437	110	12				
Other Sex Crime	5,877	1,539	2,051	668	91				
Kidnapping	636	149	299	26	7				
Robbery*	3,464	1,369	1,195	19	5				
Aggravated Assault*	8,822	2,560	4,160	293	114				
Simple Assault	27,381	17,573	16,671	717	330				
1998 TOTAL	47,593	23,634	24,892	1,838	563				
1997 TOTAL	48,807	24,446	25,542	1,448	645				
CRIME AGAINST PROPERTY									
Burglary*	30,456	4,004	3,523	281	36				
Larceny*	124,533	26,460	25,917	804	177				
Motor Vehicle Theft*	17,712	3,294	2,716	307	107				
Arson*	1,579	500	330	167	110				
Forgery/Counterfeit	13,174	3,298	4,795	141	56				
Fraud	10,124	1,455	3,286	120	31				
Embezzlement	732	79	347						
Stolen Property	914	698	615	41	24				
Vandalism	45,489	5,226	7,397	287	83				
1998 TOTAL	244,713	45,014	48,926	2,148	624				
1997 TOTAL	267,019	49,609	52,221	2,117	662				
BEHAVIORAL CRIMES									
Weapon Laws	3,897	2,534	2,726	360	221				
Prostitution	896	762	696	2	1				
Drug Laws	19,962	16,897	14,111	1,433	1,101				
Gambling	25	17	21	3	2				
Crimes Against Family	2,600	795	981	303	229				
D.U.I.I	24,162	22,578	18,312	5,191	5,191				
Liquor Laws	15,187	18,182	12,053	839	779	834	263	833	
Disorderly Conduct	17,032	5,993	8,590	111	81	10		10	
All Other	59,472	26,312	32,172	1,510	609	178	165	177	
Curfew	7,431	5,387	7,202	25	21				
Runaway Juveniles	13,009	3,483	8,530	49	20				
1998 TOTAL	163,673	102,940	105,394	9,826	8,255	1,022	428	1,020	
1997 TOTAL	167,115	104,890	105,974	8,763	7,666	973	440	970	
GRAND TOTAL	455,979	171,588	179,212	13,812	9,442	1,022	428	1,020	
* Index Total	187,969	38,608	38,347	1,986	565				
Traffic Crime	23,539	14,369	20,168	2,595	2,595				
Fish and Game Laws	4,466	4,435	132	4,327	4,327				
Marine Violations	691	669	606	81	81				

*Not available

Population 1998	Baker County - O.S.P.			Baker County Totals 16,700		
	Offenses	Arrests	Cleared*	Offenses	Arrests	Cleared
CRIME AGAINST PERSON						
Willful Murder*				1	0	1
Neg. Homicide				0	0	0
Forcible Rape*	1			4	1	1
Other Sex Crimes	10	4		65	13	41
Kidnapping				13	3	8
Robbery*				6	7	5
Aggravated Assault*	6	4		30	23	24
Simple Assault	15	12		250	171	190
1998 TOTAL	32	20		369	218	270
1997 TOTAL	15	4		392	167	269
CRIME AGAINST PROPERTY						
Burglary*	9			218	33	47
Larceny*	4	1		634	151	195
Motor Vehicle Theft*	4	1		59	27	27
Arson*	1	1		7	2	0
Forgery/Counterfeit				109	17	73
Fraud	1	2		192	37	136
Embezzlement				0	0	0
Stolen Property				0	0	0
Vandalism	4			419	79	163
1998 TOTAL	23	5		1,638	346	641
1997 TOTAL	25	10		2,244	324	814
BEHAVIORAL CRIMES						
Weapon Laws	8	7		36	14	16
Prostitution				0	0	0
Drug Laws	17	14		67	48	50
Gambling				0	0	0
Crimes Against Family	2	2		33	22	24
D.U.I.	81	81		152	147	71
Liquor Laws	10	10		31	123	20
Disorderly Conduct	1			123	44	100
All Other	19	13		331	158	174
Curfew	1	1		45	33	44
Runaway Juveniles				11	63	10
1998 TOTAL	139	128		829	652	509
1997 TOTAL	102	98		816	633	501
GRAND TOTAL	194	153		2,836	1,216	1,420
* Index Total	25	7		959	244	300
Traffic Crime	23	23		78	54	55
Fish and Game Laws	60	60		61	61	1
Marine Violations	1	1		1	1	0

*Not available

Population 1998	Benton County Sheriff 23,200			Corvallis PD 49,630			Philomath PD 3,770		
	Offenses	Arrests	Cleared	Offenses	Arrests	Cleared	Offenses	Arrests	Cleared
CRIME AGAINST PERSON									
Willful Murder*									
Neg. Homicide									
Forcible Rape*	5	1	1	14	3	6	3	1	1
Other Sex Crimes	28	11	19	42	22	24	4	3	5
Kidnapping				8		5		1	
Robbery*	2	1	1	24	11	10			
Aggravated Assault*	24	3	18	43	12	33	16	13	16
Simple Assault	133	87	130	344	170	273	20	18	18
1998 TOTAL	192	103	169	475	218	351	43	36	40
1997 TOTAL	182	95	124	442	184	355	54	37	39
CRIME AGAINST PROPERTY									
Burglary*	92	17	54	325	37	39	19	6	5
Larceny*	226	34	167	1,747	264	307	124	34	26
Motor Vehicle Theft*	38	22	23	92	30	24	8	6	4
Arson*	3	1	2	40	11	12	4		1
Forgery/Counterfeit	6		4	276	65	184	4	2	1
Fraud	7	1	5	217	32	131	6	1	2
Embezzlement				2	1	2			
Stolen Property	7	5	6	12	14	10	1	1	1
Vandalism	200	25	171	748	69	96	58	24	19
1998 TOTAL	579	105	432	3,459	523	805	224	74	59
1997 TOTAL	848	120	131	4,054	563	929	288	86	69
BEHAVIORAL CRIMES									
Weapon Laws	16	11	16	37	23	30	10	9	10
Prostitution				1					
Drug Laws	51	35	56	140	137	132	16	8	15
Gambling									
Crimes Against Family	26	2	22	18	2	6	5	3	4
D.U.I.I	192	181	192	161	153	161	31	27	31
Liquor Laws	57	72	56	385	474	366	19	22	16
Disorderly Conduct	23	16	20	89	48	68	17	19	14
All Other	509	169	449	1,059	288	563	56	27	35
Curfew	2		2	26	21	26	5	2	5
Runaway Juveniles	65	3	45	100	29	76	20	17	18
1998 TOTAL	941	489	858	2,016	1,175	1,428	179	134	148
1997 TOTAL	1,034	552	421	1,824	1,052	1,310	227	188	195
GRAND TOTAL	1,712	697	1,459	5,950	1,916	2,584	446	244	247
* Index Total	390	79	266	2,285	368	431	174	60	53
Traffic Crime	167	112	167	157	88	157	31	24	31
Fish and Game Laws	1	1	1						
Marine Violations	4	4	4						

Population 1998	Benton County - O.L.C.C.			Benton County - O.S.P.			Benton County Totals 76,600		
	Offenses	Arrests	Cleared	Offenses	Arrests	Cleared*	Offenses	Arrests	Cleared
CRIME AGAINST PERSON									
Willful Murder*							0	0	0
Neg. Homicide							0	0	0
Forcible Rape*				1			23	5	8
Other Sex Crimes				8			82	36	48
Kidnapping				1			9	1	5
Robbery*							26	12	11
Aggravated Assault*				5	2		88	30	67
Simple Assault				16	6		513	281	421
1998 TOTAL	0	0	0	31	8		741	365	560
1997 TOTAL	0	0	0	21	9		699	325	518
CRIME AGAINST PROPERTY									
Burglary*				34	4		470	64	98
Larceny*				159	24		2,256	356	500
Motor Vehicle Theft*				8	3		146	61	51
Arson*				7	9		54	21	15
Forgery/Counterfeit				17	7		303	74	189
Fraud				17	8		247	42	138
Embezzlement							2	1	2
Stolen Property				3	1		23	21	17
Vandalism				36	21		1,042	139	286
1998 TOTAL	0	0	0	281	77		4,543	779	1,296
1997 TOTAL	0	0	0	249	60		5,439	829	1,129
BEHAVIORAL CRIMES									
Weapon Laws				2	2		65	45	56
Prostitution							1	0	0
Drug Laws				32	30		239	210	203
Gambling							0	0	0
Crimes Against Family				13	13		62	20	32
D.U.I.I				134	134		518	495	384
Liquor Laws	3		3	115	118		579	686	441
Disorderly Conduct				6	5		135	88	102
All Other	1	1	1	91	40		1,716	525	1,048
Curfew							33	23	33
Runaway Juveniles				2			187	49	139
1998 TOTAL	4	1	4	395	342		3,535	2,141	2,438
1997 TOTAL	20	8	20	448	402		3,553	2,202	1,946
GRAND TOTAL	4	1	4	707	427		8,819	3,285	4,294
* Index Total	0	0	0	214	42		3,063	549	750
Traffic Crime				55	55		410	279	355
Fish and Game Laws				29	29		30	30	1
Marine Violations							4	4	4

*Not available

Population 1998	Clackamas County Sheriff 175,915			Canby PD 12,465			Estacada PD 2,190			Gladstone PD 11,745		
	Offenses	Arrests	Cleared	Offenses	Arrests	Cleared	Offenses	Arrests	Cleared	Offenses	Arrests	Cleared
CRIME AGAINST PERSON												
Willful Murder*	3	5	2									
Neg. Homicide	3		4									
Forcible Rape*	60	8	23	1			3		2	2		1
Other Sex Crimes	322	60	150	12	3	3	6		6	12		4
Kidnapping	30		25	4		3	1		3	3		3
Robbery*	165	73	85	8	3	5				10	1	1
Aggravated Assault*	180	79	132	14	5	5	16	2	6	5	1	4
Simple Assault	1,218	822	987	133	62	72	47	17	44	95	32	54
1998 TOTAL	1,981	1,047	1,408	172	73	88	73	19	61	127	34	67
1997 TOTAL	1,703	1,042	1,502	124	80	65	90	51	86	115	46	82
CRIME AGAINST PROPERTY												
Burglary*	1,566	143	212	67	7	20	36	6	8	89	8	5
Larceny*	6,314	1,625	1,905	417	52	67	118	21	30	437	21	43
Motor Vehicle Theft*	948	138	97	43	4	11	17	2	4	93	6	5
Arson*	12	1	4	2			3					
Forgery/Counterfeit	671	131	298	42	5	8	22			29	2	9
Fraud	345	19	100	35	2	1	5		9	6		1
Embezzlement												
Stolen Property	25	10	25	9		2	1	1	1	1	1	1
Vandalism	1,623	92	263	209	13	18	70	4	6	219	8	20
1998 TOTAL	11,504	2,159	2,904	824	83	127	272	34	58	874	46	84
1997 TOTAL	11,229	2,326	2,999	740	104	57	267	49	107	878	85	180
BEHAVIORAL CRIMES												
Weapon Laws	99	64	93	9	5	8	1	1	1	1		1
Prostitution	12	9	15							1		
Drug Laws	311	323	257	31	28	20	16	7	13	19	13	14
Gambling												
Crimes Against Family	51	13	28	6	1	3				4		2
D.U.I.	1,482	1,220	1,482	47	43	48	23	23	24	39	38	40
Liquor Laws	235	194	238	41	95	39	30	19	32	5	35	5
Disorderly Conduct	80	65	65	15	5	14	6	5	6	12	10	10
All Other	1,326	428	989	170	38	102	57	20	48	124	32	88
Curfew	65	50	65	13	7	13	1	1	1	38	25	35
Runaway Juveniles	403	85		46	5		12	6		18	11	
1998 TOTAL	4,064	2,451	3,232	378	227	247	146	82	125	261	164	195
1997 TOTAL	4,287	2,612	3,450	279	220	129	220	108	197	236	140	178
GRAND TOTAL	17,549	5,657	7,544	1,374	383	462	491	135	244	1,262	244	346
* Index Total	9,248	2,072	2,460	552	71	108	193	31	50	636	37	59
Traffic Crime	1,447	647	1,396	88	43	85	17	12	16	40	19	37
Fish and Game Laws	16	10	16									
Marine Violations	6	6	6									

Population 1998	Clackamas County - O.L.C.C.			Clackamas County - O.S.P.			Clackamas County Totals 323,600		
	Offenses	Arrests	Cleared	Offenses	Arrests	Cleared*	Offenses	Arrests	Cleared
CRIME AGAINST PERSON									
Willful Murder*							4	6	2
Neg. Homicide							3	0	4
Forcible Rape*				4	2		107	14	42
Other Sex Crimes				24	8		554	98	263
Kidnapping				4	1		62	1	45
Robbery*							262	100	126
Aggravated Assault*				8	4		323	136	210
Simple Assault				26	14		2,318	1,347	1,728
1998 TOTAL	0	0	0	66	29		3,633	1,702	2,420
1997 TOTAL	0	0	0	49	31		3,393	1,850	2,585
CRIME AGAINST PROPERTY									
Burglary*				4	1		2,474	236	326
Larceny*				31	5		11,438	2,287	2,819
Motor Vehicle Theft*				28	6		1,591	209	175
Arson*				9	6		60	20	16
Forgery/Counterfeit				8	4		1,321	194	512
Fraud				7	2		731	56	247
Embezzlement							15	2	4
Stolen Property				1	1		66	35	47
Vandalism				11	3		3,541	252	523
1998 TOTAL	0	0	0	99	28		21,237	3,291	4,669
1997 TOTAL	0	0	0	95	27		21,560	3,673	5,102
BEHAVIORAL CRIMES									
Weapon Laws				14	9		202	117	170
Prostitution							13	9	15
Drug Laws				57	46		787	625	620
Gambling							0	0	0
Crimes Against Family				29	29		134	50	60
D.U.I.				298	298		2,513	2,206	2,219
Liquor Laws	26	9	26	22	17		739	933	715
Disorderly Conduct	1		1	7	7		275	150	226
All Other				38	14		3,003	973	2,184
Curfew							443	269	438
Runaway Juveniles				5	2		840	237	76
1998 TOTAL	27	9	27	470	422		8,949	5,569	6,723
1997 TOTAL	43	19	43	312	297		9,402	6,232	7,327
GRAND TOTAL	27	9	27	635	479		33,819	10,562	13,812
* Index Total	0	0	0	84	24		16,259	3,008	3,716
Traffic Crime				203	203		2,222	1,144	1,940
Fish and Game Laws				235	235		252	246	17
Marine Violations				8	8		14	14	6

*Not available

Population 1998	Clatsop County Sheriff 11,610			Astoria PD 10,090			Cannon Beach PD 1,425		
	Offenses	Arrests	Cleared	Offenses	Arrests	Cleared	Offenses	Arrests	Cleared
CRIME AGAINST PERSON									
Willful Murder*	1		1						
Neg. Homicide					1				
Forcible Rape*	2	1	1	8	3	8			
Other Sex Crimes	19	6	10	4	5	2			
Kidnapping	1	1	1		1		1	1	1
Robbery*	1			5	4	2			
Aggravated Assault*	10	7	7	7	5	4			
Simple Assault	71	56	57	84	44	35	6	7	6
1998 TOTAL	105	71	77	108	63	51	7	8	7
1997 TOTAL	78	44	55	138	85	68	5	1	5
CRIME AGAINST PROPERTY									
Burglary*	74	9	4	122	25	5	12	1	2
Larceny*	130	19	18	484	56	31	43	6	7
Motor Vehicle Theft*	22	8	7	28	6	1	3	2	3
Arson*	1								
Forgery/Counterfeit	9		1	35	5	5	2	1	1
Fraud	5	1	2	17	3		39	6	12
Embezzlement									
Stolen Property									
Vandalism	120	14	18	263	19	10	77	3	4
1998 TOTAL	361	51	50	949	114	52	176	19	29
1997 TOTAL	411	55	81	830	131	117	114	24	43
BEHAVIORAL CRIMES									
Weapon Laws	11	4	7	2	3	1	2	1	2
Prostitution				1	1	1			
Drug Laws	24	23	22	14	27	10	6	3	5
Gambling									
Crimes Against Family	9	1	2	10	14	4			
D.U.I.	86	85	86	98	95	98	17	17	17
Liquor Laws	78	138	77	93	132	75	24	36	22
Disorderly Conduct	13	15	12	772	36	27	5	8	5
All Other	136	79	72	544	192	92	2		2
Curfew				8	5	8			
Runaway Juveniles	21	2	16	28	3	1	3	3	3
1998 TOTAL	378	347	294	1,570	508	317	59	68	56
1997 TOTAL	385	371	316	1,528	479	405	68	90	58
GRAND TOTAL	844	469	421	2,627	685	420	242	95	92
* Index Total	241	44	38	654	99	51	58	9	12
Traffic Crime	58	43	58	33	13	33	7	6	7
Fish and Game Laws	7	8	7						
Marine Violations	90	89	90						

Population 1998	Clatsop County - O.L.C.C.			Clatsop County - O.S.P.			Clatsop County Totals 34,700		
	Offenses	Arrests	Cleared	Offenses	Arrests	Cleared*	Offenses	Arrests	Cleared
CRIME AGAINST PERSON									
Willful Murder*							2	3	2
Neg. Homicide							0	1	0
Forcible Rape*				1			13	4	10
Other Sex Crimes				3			39	15	16
Kidnapping							4	5	2
Robbery*				1			13	6	5
Aggravated Assault*				2			48	34	29
Simple Assault				9	5		303	213	192
1998 TOTAL	0	0	0	16	5		422	281	256
1997 TOTAL	0	0	0	20	.7		440	280	271
CRIME AGAINST PROPERTY									
Burglary*							335	57	31
Larceny*				14	1		1,320	250	210
Motor Vehicle Theft*				3			81	29	15
Arson*				2	3		11	7	0
Forgery/Counterfeit							104	17	20
Fraud							107	21	26
Embezzlement							0	0	0
Stolen Property							6	2	6
Vandalism				3	1		743	82	71
1998 TOTAL	0	0	0	22	5		2,707	465	379
1997 TOTAL	0	0	0	42	8		2,569	488	519
BEHAVIORAL CRIMES									
Weapon Laws				2	2		38	28	30
Prostitution							1	1	1
Drug Laws				17	10		128	133	101
Gambling							0	0	0
Crimes Against Family				8	5		36	26	10
D.U.I.I				154	154		479	465	325
Liquor Laws	16	10	16	43	40		420	623	352
Disorderly Conduct				4	3		908	161	134
All Other				26	9		974	500	364
Curfew							43	20	43
Runaway Juveniles							103	28	54
1998 TOTAL	16	10	16	254	223		3,130	1,985	1,414
1997 TOTAL	3	4	3	264	249		3,172	2,089	1,602
GRAND TOTAL	16	10	16	292	233		6,259	2,731	2,049
* Index Total	0	0	0	23	4		1,823	390	302
Traffic Crime				51	51		309	232	258
Fish and Game Laws				211	211		218	219	7
Marine Violations				2	2		92	91	90

*Not available

Population 1998	Columbia County Sheriff 20,655			Clatskanie PD 1,870			Columbia City PD 1,635		
	Offenses	Arrests	Cleared	Offenses	Arrests	Cleared	Offenses	Arrests	Cleared
CRIME AGAINST PERSON									
Willful Murder*									
Neg. Homicide									
Forcible Rape*	2								
Other Sex Crimes	29	2	8						
Kidnapping									
Robbery*									
Aggravated Assault*	7	3	3	1	1	1			
Simple Assault	134	71	85	12	13	12	3	2	2
1998 TOTAL	172	76	96	13	14	13	3	2	2
1997 TOTAL	172	95	90	18	18	16	3	0	0
CRIME AGAINST PROPERTY									
Burglary*	115	3	21	4	3	3	7	2	1
Larceny*	233	13	73	29	20	11	19		3
Motor Vehicle Theft*	45	12	15	6	2	4			
Arson*	7	7	4	1	1	1			
Forgery/Counterfeit	5		1	4					
Fraud	15		1	14	5	13			
Embezzlement									
Stolen Property				1	2	1			
Vandalism	65		21	7	2	4	11	1	
1998 TOTAL	485	35	136	66	35	37	37	3	4
1997 TOTAL	590	17	20	48	16	12	24	2	1
BEHAVIORAL CRIMES									
Weapon Laws	6	5	2	3	1	3		1	
Prostitution									
Drug Laws	7	9	4	17	16	17			
Gambling									
Crimes Against Family	26	3	10				2	1	1
D.U.I.I	81	77	81	30	29	30	2	2	2
Liquor Laws	9	48	4	33	59	33		3	
Disorderly Conduct	310	32	134	16	12	13			
All Other	140	75	64	15	21	15	21	4	3
Curfew	1	1	1	4	2	4			
Runaway Juveniles	45	24	31						
1998 TOTAL	625	274	331	118	140	115	25	11	6
1997 TOTAL	521	245	222	125	118	125	30	22	8
GRAND TOTAL	1,282	385	563	197	189	165	65	16	12
* Index Total	409	38	116	41	27	20	26	2	4
Traffic Crime	34	21	34	9	4	9	2	2	2
Fish and Game Laws	8	9	8						
Marine Violations	183	155	183						

Population 1998	Vernonia PD 2,425			Columbia County - O.L.C.C.			Columbia County - O.S.P.			Columbia County Totals 42,300		
	Offenses	Arrests	Cleared	Offenses	Arrests	Cleared	Offenses	Arrests	Cleared*	Offenses	Arrests	Cleared
CRIME AGAINST PERSON												
Willful Murder*										0	1	0
Neg. Homicide										1	1	1
Forcible Rape*							2			7	1	3
Other Sex Crimes	5	2	2				13	3		80	32	32
Kidnapping							1	1		2	2	0
Robbery*							1			5	3	4
Aggravated Assault*							4	2		15	8	6
Simple Assault	28	28	21				20	9		293	200	193
1998 TOTAL	33	30	23	0	0	0	41	15		403	248	239
1997 TOTAL	40	49	39	0	0	0	26	14		372	265	220
CRIME AGAINST PROPERTY												
Burglary*	14	5	2							234	35	41
Larceny*	69	24	15				7	2		841	214	245
Motor Vehicle Theft*	4	5	3				2			97	33	33
Arson*							3			18	9	6
Forgery/Counterfeit	3	2	3				2			93	16	34
Fraud										127	39	78
Embezzlement										0	0	0
Stolen Property										2	3	2
Vandalism	61	18	14				3	1		293	49	61
1998 TOTAL	151	54	37	0	0	0	17	3		1,705	398	500
1997 TOTAL	141	45	35	0	0	0	13	10		1,613	368	423
BEHAVIORAL CRIMES												
Weapon Laws	2	2	1				5	2		40	28	25
Prostitution										0	0	0
Drug Laws	3	2	2				21	10		135	100	91
Gambling										0	0	0
Crimes Against Family							9	9		52	20	17
D.U.I.I	7	7	7				80	80		402	386	322
Liquor Laws	26	30	25	2		2	6	2		261	370	235
Disorderly Conduct	13	16	13				1			430	122	230
All Other	48	42	38				15	6		940	457	610
Curfew										50	34	50
Runaway Juveniles	14	9	10				1			125	64	84
1998 TOTAL	113	108	96	2	0	2	138	109		2,435	1,581	1,664
1997 TOTAL	141	136	122	4	0	4	149	127		2,230	1,507	1,561
GRAND TOTAL	297	192	156	2	0	2	196	127		4,543	2,227	2,403
* Index Total	87	34	20	0	0	0	19	4		1,217	304	338
Traffic Crime	8	4	8				19	19		326	240	307
Fish and Game Laws							192	192		200	201	8
Marine Violations							3	3		186	158	183

*Not available

Population 1998	Coos County Sheriff 26,095			Bandon PD 2,820			Coos Bay PD 15,615		
	Offenses	Arrests	Cleared	Offenses	Arrests	Cleared	Offenses	Arrests	Cleared
CRIME AGAINST PERSON									
Willful Murder*							1		1
Neg. Homicide							7	1	3
Forcible Rape*	9	3	3				40	16	10
Other Sex Crimes	55	6	7	4	1	1	2	1	1
Kidnapping	5	2	2	1	1	1	11	15	4
Robbery*	6	1	1				13	8	8
Aggravated Assault*	27	15	17				258	192	164
Simple Assault	223	100	95	18	13	12	332	233	191
1998 TOTAL	325	127	125	23	15	14	312	218	166
1997 TOTAL	319	133	130	29	21	20			
CRIME AGAINST PROPERTY									
Burglary*	261	23	16	21	1	1	176	47	28
Larceny*	535	33	62	62	20	21	843	306	252
Motor Vehicle Theft*	71	4	18	7	5	4	68	22	21
Arson*	5	1	1				13	7	9
Forgery/Counterfeit	17			2			85	28	25
Fraud	54	1	5	10	2	2	49	7	15
Embezzlement									
Stolen Property									
Vandalism	328	20	18	55	6	3	339	34	26
1998 TOTAL	1,271	82	120	157	34	31	1,573	451	376
1997 TOTAL	1,288	153	116	242	57	64	1,740	499	413
BEHAVIORAL CRIMES									
Weapon Laws	2	11	1	2	1	2	20	16	12
Prostitution									
Drug Laws	13	32	7	13	16	13	78	110	62
Gambling									
Crimes Against Family	33	2	5				60	3	2
D.U.I.I	82	73	82	35	33	35	183	154	183
Liquor Laws	25	47	11	33	39	32	97	190	95
Disorderly Conduct	507	18	45	12	8	7	56	37	47
All Other	1,257	79	89	75	70	64	354	209	200
Curfew							22	11	22
Runaway Juveniles	226		8		1		87	58	61
1998 TOTAL	2,145	262	248	170	168	153	957	788	684
1997 TOTAL	1,675	383	216	192	195	168	799	721	555
GRAND TOTAL	3,741	471	493	350	217	198	2,862	1,472	1,251
* Index Total	914	80	118	90	26	26	1,132	406	326
Traffic Crime	30	22	30	16	10	16	73	41	73
Fish and Game Laws									
Marine Violations	3	3	3						

Population 1998	Coos County - O.L.C.C.			Coos County - O.S.P.			Coos County Totals 61,400		
	Offenses	Arrests	Cleared	Offenses	Arrests	Cleared*	Offenses	Arrests	Cleared
CRIME AGAINST PERSON									
Willful Murder*							1	0	1
Neg. Homicide							0	0	0
Forcible Rape*				2			19	5	7
Other Sex Crimes				18	3		155	38	30
Kidnapping				1	1		13	7	7
Robbery*							24	21	10
Aggravated Assault*				5	5		65	46	40
Simple Assault				19	12		720	446	416
1998 TOTAL	0	0	0	45	21		997	563	511
1997 TOTAL	0	0	0	32	21		937	549	481
CRIME AGAINST PROPERTY									
Burglary*				4			584	101	69
Larceny*				20	4		1,916	463	465
Motor Vehicle Theft*				4	2		171	52	50
Arson*				4	1		27	10	11
Forgery/Counterfeit				3	1		176	34	30
Fraud				1			153	10	32
Embezzlement							1	0	0
Stolen Property				1			2	2	1
Vandalism				2	2		1,093	91	94
1998 TOTAL	0	0	0	39	10		4,123	763	752
1997 TOTAL	0	0	0	42	13		4,795	948	926
BEHAVIORAL CRIMES									
Weapon Laws				13	7		55	53	32
Prostitution							0	0	0
Drug Laws				107	74		256	325	115
Gambling									1
Crimes Against Family				16	8		136	19	20
D.U.I.I				145	145		609	560	464
Liquor Laws	44	3	44	18	20		320	500	268
Disorderly Conduct	1		1	7	8		1,201	127	501
All Other				54	25		2,829	595	959
Curfew				2	2		55	33	53
Runaway Juveniles					1		399	85	113
1998 TOTAL	45	3	45	362	290		5,860	2,297	2,526
1997 TOTAL	12	3	12	408	355		5,584	2,442	2,700
GRAND TOTAL	45	3	45	446	321		10,980	3,623	3,789
* Index Total	0	0	0	39	12		2,807	698	653
Traffic Crime				76	76		293	206	217
Fish and Game Laws				118	118		118	118	0
Marine Violations				1	1		4	4	3

*Not available

Population 1998	Crook County Sheriff 9,730			Prineville PD 6,920			Crook County - O.L.C.C.		
	Offenses	Arrests	Cleared	Offenses	Arrests	Cleared	Offenses	Arrests	Cleared
CRIME AGAINST PERSON									
Willful Murder*									
Neg. Homicide		1							
Forcible Rape*									
Other Sex Crimes	10	2	2	27	11	5			
Kidnapping	1								
Robbery*					1				
Aggravated Assault*	1	3	1	10	13	8			
Simple Assault	70	37	41	106	86	71			
1998 TOTAL	82	43	44	143	111	84	0	0	0
1997 TOTAL	83	57	58	158	123	124	0	0	0
CRIME AGAINST PROPERTY									
Burglary*	77	7	8	66	14	12			
Larceny*	132	6	9	299	87	62			
Motor Vehicle Theft*	16	4	3	15	4	3			
Arson*	2	3	2	3	1				
Forgery/Counterfeit	9		1	11	7	1			
Fraud	9		3	19	3	4			
Embezzlement	3								
Stolen Property					1				
Vandalism	125	7	11	144	30	27			
1998 TOTAL	373	27	37	557	147	109	0	0	0
1997 TOTAL	446	46	52	853	213	214	0	0	0
BEHAVIORAL CRIMES									
Weapon Laws	8	5	6	16	7	13			
Prostitution	1	1	1						
Drug Laws	11	8	6	44	34	26			
Gambling									
Crimes Against Family	2			8	2	2			
D.U.I.I	30	28	30	140	131	140			
Liquor Laws	42	96	40	87	154	81	5	4	5
Disorderly Conduct	89	25	39	49	51	38			
All Other	205	62	109	522	210	180			
Curfew	2	2	2	82	64	82			
Runaway Juveniles	36	13	31	58	36	48			
1998 TOTAL	426	240	264	1,006	689	610	5	4	5
1997 TOTAL	360	215	225	935	645	721	7	3	7
GRAND TOTAL	881	310	345	1,706	947	803	5	4	5
* Index Total	228	23	23	393	120	85	0	0	0
Traffic Crime	23	13	23	89	53	89			
Fish and Game Laws									
Marine Violations	6	6	6						

Population 1998	Crook County - O.S.P.			Crook County Totals 16,650		
	Offenses	Arrests	Cleared*	Offenses	Arrests	Cleared
CRIME AGAINST PERSON						
Willful Murder*				0	0	0
Neg. Homicide				0	1	0
Forcible Rape*	2			2	0	0
Other Sex Crimes	3			40	13	7
Kidnapping				1	0	0
Robbery*				0	1	0
Aggravated Assault*	5	2		16	18	9
Simple Assault	5	2		181	125	112
1998 TOTAL	15	4		240	158	128
1997 TOTAL	15	5		256	185	182
CRIME AGAINST PROPERTY						
Burglary*	1			144	21	20
Larceny*	1			432	93	71
Motor Vehicle Theft*				31	8	6
Arson*		1		5	5	2
Forgery/Counterfeit				20	7	2
Fraud				28	3	7
Embezzlement				3	0	0
Stolen Property				0	1	0
Vandalism	1	2		270	39	38
1998 TOTAL	3	3		933	177	146
1997 TOTAL	16	7		1,315	266	266
BEHAVIORAL CRIMES						
Weapon Laws	2	1		26	13	19
Prostitution				1	1	1
Drug Laws	4	3		59	45	32
Gambling				0	0	0
Crimes Against Family	2	2		12	4	2
D.U.I.I	12	12		182	171	170
Liquor Laws	8	10		142	264	126
Disorderly Conduct		1		138	77	77
All Other	5	3		732	275	289
Curfew				84	66	84
Runaway Juveniles				94	49	79
1998 TOTAL	33	32		1,470	965	879
1997 TOTAL	78	73		1,380	936	953
GRAND TOTAL	51	39		2,643	1,300	1,153
* Index Total	9	3		630	146	108
Traffic Crime	6	6		118	72	112
Fish and Game Laws	55	55		55	55	0
Marine Violations	1	1		7	7	6

*Not available

Population 1998	Curry County - O.L.C.C.			Curry County - O.S.P.			Curry County Totals 22,000		
	Offenses	Arrests	Cleared	Offenses	Arrests	Cleared*	Offenses	Arrests	Cleared
CRIME AGAINST PERSON									
Willful Murder*							0	0	0
Neg. Homicide							0	1	0
Forcible Rape*							3	2	2
Other Sex Crimes				4			28	12	12
Kidnapping							2	1	2
Robbery*							1	1	0
Aggravated Assault*				4	4		16	14	8
Simple Assault				12	10		232	161	140
1998 TOTAL	0	0	0	20	14		282	192	164
1997 TOTAL	0	0	0	11	5		222	140	118
CRIME AGAINST PROPERTY									
Burglary*				1	2		131	42	17
Larceny*				11	5		382	104	95
Motor Vehicle Theft*				4	4		29	18	14
Arson*							3	4	1
Forgery/Counterfeit				2	2		36	11	9
Fraud				1	1		67	15	18
Embezzlement							0	0	0
Stolen Property					1		0	4	0
Vandalism				3	1		188	28	27
1998 TOTAL	0	0	0	22	16		836	226	181
1997 TOTAL	0	0	0	13	8		825	146	132
BEHAVIORAL CRIMES									
Weapon Laws				17	17		28	23	6
Prostitution							1	1	1
Drug Laws				39	35		84	140	36
Gambling							0	0	0
Crimes Against Family				2	2		14	5	5
D.U.I.I				84	84		233	212	149
Liquor Laws				19	20		54	108	30
Disorderly Conduct				3	2		34	34	12
All Other				43	23		292	163	96
Curfew							1	0	1
Runaway Juveniles				1	1		23	9	17
1998 TOTAL	0	0	0	208	184		764	695	353
1997 TOTAL	0	0	0	160	138		730	623	365
GRAND TOTAL	0	0	0	250	214		1,882	1,113	698
* Index Total	0	0	0	20	15		565	185	137
Traffic Crime				52	52		130	106	78
Fish and Game Laws				63	63		63	63	0
Marine Violations				1	1		1	1	0

*Not available

Population 1998	Deschutes County - O.L.C.C.			Deschutes County - O.S.P.			Deschutes County Totals 104,900		
	Offenses	Arrests	Cleared	Offenses	Arrests	Cleared*	Offenses	Arrests	Cleared
CRIME AGAINST PERSON									
Willful Murder*				1	1		1	1	0
Neg. Homicide							0	0	0
Forcible Rape*				7			43	12	21
Other Sex Crimes				22			114	37	47
Kidnapping				1	1		22	7	14
Robbery*				1			52	52	35
Aggravated Assault*				7	2		138	93	95
Simple Assault				14	7		1,012	707	735
1998 TOTAL	0	0	0	53	11		1,382	909	947
1997 TOTAL	0	0	0	49	22		1,226	811	834
CRIME AGAINST PROPERTY									
Burglary*				6			828	153	167
Larceny*				15	5		3,779	1,087	1,031
Motor Vehicle Theft*				2	2		242	92	92
Arson*				2			37	19	19
Forgery/Counterfeit				1			244	81	115
Fraud				2			362	54	180
Embezzlement							3	0	0
Stolen Property				4	2		27	42	20
Vandalism							1,768	269	306
1998 TOTAL	0	0	0	32	9		7,290	1,797	1,930
1997 TOTAL	0	0	0	92	31		9,253	1,883	1,969
BEHAVIORAL CRIMES									
Weapon Laws				9	7		182	92	146
Prostitution							4	3	3
Drug Laws				25	25		589	529	487
Gambling							0	0	0
Crimes Against Family				10	10		64	24	26
D.U.I.I				176	176		878	858	702
Liquor Laws	36	16	36	16	17		523	901	478
Disorderly Conduct				2	2		660	393	417
All Other	4	4	4	19	9		1,505	945	983
Curfew							136	81	134
Runaway Juveniles				1			282	99	172
1998 TOTAL	40	20	40	258	246		4,823	3,925	3,548
1997 TOTAL	55	19	55	269	247		4,717	3,401	3,491
GRAND TOTAL	40	20	40	343	266		13,495	6,631	6,425
* Index Total	0	0	0	41	10		5,120	1,509	1,460
Traffic Crime				126	126		619	423	493
Fish and Game Laws				196	196		200	200	4
Marine Violations				3	3		3	3	0

*Not available

Population 1998	Douglas County Sheriff 59,585			Myrtle Creek PD 3,600			Oakland PD** 870			Reedsport PD 4,860		
	Offenses	Arrests	Cleared*	Offenses	Arrests	Cleared	Offenses	Arrests	Cleared	Offenses	Arrests	Cleared
CRIME AGAINST PERSON												
Willful Murder*	3	3										
Neg. Homicide		2										
Forcible Rape*	12	5		2	1	1				1		
Other Sex Crimes	104	47		10	4	8	1			2	3	3
Kidnapping	7	11										
Robbery*	9	4		2	2	2				3	2	2
Aggravated Assault*	31	27		2	3	1				16	13	13
Simple Assault	369	317		59	51	55	3	3	2	25	22	20
1998 TOTAL	535	416		75	61	67	4	3	2	47	40	38
1997 TOTAL	540	457		63	57	58	0	0	0	47	44	38
CRIME AGAINST PROPERTY												
Burglary*	447	187		27	6	5						
Larceny*	797	210		107	68	64	4	3	1	18		2
Motor Vehicle Theft*	115	58		7	2	3	1			135	40	33
Arson*	7	5		1	3					7	1	1
Forgery/Counterfeit	89	86		14	7	9						
Fraud	99	48		193	35	133				5	1	1
Embezzlement	3	1								5	3	2
Stolen Property	22	30										
Vandalism	478	138		73	19	22	8		3	143	8	12
1998 TOTAL	2,057	763		422	140	236	13	3	4	313	53	51
1997 TOTAL	2,368	1,257		576	178	388	9	1	1	232	64	51
BEHAVIORAL CRIMES												
Weapon Laws	92	78								1	1	1
Prostitution	4	1										
Drug Laws	501	509		11	11	9		1		11	8	9
Gambling												
Crimes Against Family	38	73		2				1		3	1	1
D.U.I.I	442	442		28	25	28				20	18	20
Liquor Laws	296	379		26	31	23	1	5	1	19	32	19
Disorderly Conduct	98	81		11	11	12				38	22	16
All Other	670	481		43	21	30	4	5	4	83	69	63
Curfew	43	43		33	30	33				16	14	16
Runaway Juveniles	303	37		20	10	19	1		1	14	5	6
1998 TOTAL	2,487	2,124		174	139	154	6	12	6	205	170	151
1997 TOTAL	2,734	2,827		201	171	185	4	4	2	211	230	177
GRAND TOTAL	5,079	3,303		671	340	457	23	18	12	565	263	240
* Index Total	1,421	499		148	85	76	5	3	1	180	56	51
Traffic Crime	265	138		18	10	15				11	8	11
Fish and Game Laws	11	6										
Marine Violations	4	4										

*Not available

**Incomplete data for 1997 & 1998

Population 1998	Roseburg PD 20,215			Sutherlin PD 6,690			Winston PD 4,480		
	Offenses	Arrests	Cleared*	Offenses	Arrests	Cleared	Offenses	Arrests	Cleared
CRIME AGAINST PERSON									
Willful Murder*									
Neg. Homicide									
Forcible Rape*	5	1							
Other Sex Crimes	33	8		9	5	10	10	3	8
Kidnapping	1	3		3	2	2			
Robbery*	19	10		3	1	1	2	1	
Aggravated Assault*	36	23		9	7	5			
Simple Assault	259	180		70	69	62	11	49	4
1998 TOTAL	353	225		94	84	80	23	53	12
1997 TOTAL	335	216	260	108	79	85	31	72	26
CRIME AGAINST PROPERTY									
Burglary*	190	65		46	10	12	39	7	
Larceny*	1,266	442		226	69	78	121	46	12
Motor Vehicle Theft*	94	37		15	7	5	12	7	7
Arson*	12	2						1	
Forgery/Counterfeit	80	42		17	4	3	8	4	4
Fraud	78	9		10	5	6	10		2
Embezzlement									
Stolen Property	60	13			1				
Vandalism	555	118		83	11	17	64	17	5
1998 TOTAL	2,335	728		397	107	121	254	82	30
1997 TOTAL	2,089	562	622	436	126	183	285	148	95
BEHAVIORAL CRIMES									
Weapon Laws	42	38		6	4	5	3	5	1
Prostitution		2							
Drug Laws	286	287		41	38	38	8	47	7
Gambling									
Crimes Against Family	3	4		1	1	1	3	2	2
D.U.I.I	206	203		54	46	54	82	82	83
Liquor Laws	413	436		44	68	44	1	119	1
Disorderly Conduct	235	204		59	59	51	2	24	2
All Other	627	642		73	61	63	35	75	22
Curfew	123	124		13	9	13	57	50	57
Runaway Juveniles	86	26		5		4	24		15
1998 TOTAL	2,021	1,966		296	286	273	215	404	190
1997 TOTAL	1,243	1,337	1,114	348	322	332	210	366	196
GRAND TOTAL	4,709	2,919		787	477	474	492	539	232
* Index Total	1,622	580		299	94	101	174	62	19
Traffic Crime	182	159		63	39	58	67	36	65
Fish and Game Laws									
Marine Violations									

*Not available for 1998

Population 1998	Douglas County - O.L.C.C.			Douglas County - O.S.P.			Douglas County Totals 100,300		
	Offenses	Arrests	Cleared	Offenses	Arrests	Cleared*	Offenses	Arrests	Cleared
CRIME AGAINST PERSON									
Willful Murder*							3	3	0
Neg. Homicide							0	2	0
Forcible Rape*				4			24	7	1
Other Sex Crimes				39	1		208	71	29
Kidnapping				2			13	16	2
Robbery*				1			39	20	5
Aggravated Assault*				5	1		99	74	19
Simple Assault				16	3		812	694	143
1998 TOTAL	0	0	0	67	5		1,198	887	199
1997 TOTAL	0	0	0	67	20		1,191	945	467
CRIME AGAINST PROPERTY									
Burglary*				1			750	275	17
Larceny*				19	1		2,558	839	157
Motor Vehicle Theft*				3			382	151	48
Arson*				36	1		63	13	1
Forgery/Counterfeit				5	1		213	144	16
Fraud				4	1		399	99	142
Embezzlement							8	4	2
Stolen Property							82	44	0
Vandalism				11			1,415	311	59
1998 TOTAL	0	0	0	79	4		5,870	1,880	442
1997 TOTAL	0	0	0	58	14		6,053	2,350	1,340
BEHAVIORAL CRIMES									
Weapon Laws				13	2		157	128	7
Prostitution							4	3	0
Drug Laws				71	20		929	921	63
Gambling							0	0	0
Crimes Against Family				11	7		61	89	4
D.U.I.				198	198		1,030	1,014	185
Liquor Laws	18	5	18	33	20		851	1,095	106
Disorderly Conduct				4	1		447	402	81
All Other	1	1	1	46	14		1,582	1,369	183
Curfew				2	1		287	271	119
Runaway Juveniles							453	78	45
1998 TOTAL	19	6	19	378	263		5,801	5,370	793
1997 TOTAL	23	4	23	331	271		5,305	5,532	2,029
GRAND TOTAL	19	6	19	524	272		12,869	8,137	1,434
* Index Total	0	0	0	69	3		3,918	1,382	248
Traffic Crime				89	89		695	479	149
Fish and Game Laws				162	162		173	168	0
Marine Violations							4	4	0

*Not available

Population 1998	Gilliam County - O.S.P.			Gilliam County Totals 2,100		
	Offenses	Arrests	Cleared*	Offenses	Arrests	Cleared
CRIME AGAINST PERSON						
Willful Murder*				0	0	0
Neg. Homicide				0	0	0
Forcible Rape*				0	0	0
Other Sex Crimes	2	1		7	2	0
Kidnapping				0	0	0
Robbery*				0	0	0
Aggravated Assault*		1		1	2	1
Simple Assault	1			10	5	5
1998 TOTAL	3	2		18	9	6
1997 TOTAL	3	1		16	13	9
CRIME AGAINST PROPERTY						
Burglary*				20	4	5
Larceny*				30	2	2
Motor Vehicle Theft*	2			4	0	0
Arson*		1		1	1	0
Forgery/Counterfeit				1	0	0
Fraud				0	0	0
Embezzlement				0	0	0
Stolen Property				0	0	0
Vandalism	1			14	1	1
1998 TOTAL	3	1		70	8	8
1997 TOTAL	12	4		54	8	8
BEHAVIORAL CRIMES						
Weapon Laws				2	1	1
Prostitution				0	0	0
Drug Laws	5	6		16	22	10
Gambling				0	0	0
Crimes Against Family	1			3	1	1
D.U.I.I	22	22		46	45	24
Liquor Laws	6	6		25	27	16
Disorderly Conduct				1	0	0
All Other	5	1		40	18	20
Curfew				0	0	0
Runaway Juveniles				6	4	4
1998 TOTAL	39	35		139	118	76
1997 TOTAL	14	10		86	61	58
GRAND TOTAL	45	38		227	135	90
* Index Total	2	2		56	9	8
Traffic Crime	16	16		30	23	14
Fish and Game Laws	14	14		14	14	0
Marine Violations	1	1		1	1	0

*Not available

Population 1998	Grant County Sheriff 4,790			John Day PD 2,015			Prairie City PD** 1,195		
	Offenses	Arrests	Cleared	Offenses	Arrests	Cleared	Offenses	Arrests	Cleared
CRIME AGAINST PERSON									
Willful Murder*									
Neg. Homicide									
Forcible Rape*									
Other Sex Crimes	2	1		12	2		4	2	3
Kidnapping									
Robbery*	1								
Aggravated Assault*	2	1		2	2				
Simple Assault	6	13	1	16	10	1	6	3	6
1998 TOTAL	11	15	1	30	14	1	10	5	9
1997 TOTAL	25	18	21	25	13	0	10	8	6
CRIME AGAINST PROPERTY									
Burglary*	15		2	10	3	2	1	1	1
Larceny*	15		1	29	8	3	5		1
Motor Vehicle Theft*	4	15	1	3	2		2	2	2
Arson*				2	1	1	1	1	1
Forgery/Counterfeit	2			3	1				
Fraud	7			29	4		1		
Embezzlement									
Stolen Property	2						1		
Vandalism	14			19		1	3		1
1998 TOTAL	59	15	4	95	19	7	14	4	6
1997 TOTAL	158	24	34	124	34	4	30	4	7
BEHAVIORAL CRIMES									
Weapon Laws		2		3					
Prostitution									
Drug Laws	1	3		15	6	5			
Gambling									
Crimes Against Family	2	1	1	1			1	1	1
D.U.I.I	8	8	8	23	22	23	1	1	1
Liquor Laws	10	1	9	20	19	1	4	3	3
Disorderly Conduct	3	2		12	3		1	1	1
All Other	14	2	2	16	3	3	16	6	13
Curfew									
Runaway Juveniles	2		1	14	7	4	1		1
1998 TOTAL	40	19	21	104	60	36	24	12	20
1997 TOTAL	57	24	32	103	66	19	34	9	11
GRAND TOTAL	110	49	26	229	93	44	48	21	35
* Index Total	37	16	4	46	16	6	9	4	5
Traffic Crime	6	3	6	5	4	5	1		1
Fish and Game Laws									
Marine Violations									

**Ten months reported for 1998

Population 1998	Grant County - O.L.C.C.			Grant County - O.S.P.			Grant County Totals 8,000		
	Offenses	Arrests	Cleared	Offenses	Arrests	Cleared*	Offenses	Arrests	Cleared
CRIME AGAINST PERSON									
Willful Murder*							0	0	0
Neg. Homicide							0	0	0
Forcible Rape*				1			1	0	0
Other Sex Crimes				6	1		24	6	3
Kidnapping							0	0	0
Robbery*							1	0	0
Aggravated Assault*				3	2		7	5	0
Simple Assault				5	4		33	30	8
1998 TOTAL	0	0	0	15	7		66	41	11
1997 TOTAL	0	0	0	16	6		76	45	27
CRIME AGAINST PROPERTY									
Burglary*				1			27	4	5
Larceny*				3	2		52	10	5
Motor Vehicle Theft*						1	9	19	3
Arson*							3	3	2
Forgery/Counterfeit							5	1	0
Fraud							37	4	0
Embezzlement							0	0	0
Stolen Property							3	0	0
Vandalism				3	1		39	1	2
1998 TOTAL	0	0	0	7	4		175	42	17
1997 TOTAL	0	0	0	14	4		326	66	45
BEHAVIORAL CRIMES									
Weapon Laws				6	5		9	7	0
Prostitution							0	0	0
Drug Laws				8	10		24	19	5
Gambling							0	0	0
Crimes Against Family				2			6	2	2
D.U.I.I				39	39		71	70	32
Liquor Laws				9	11		43	34	13
Disorderly Conduct							16	6	1
All Other				12	9		58	20	18
Curfew							0	0	0
Runaway Juveniles							17	7	6
1998 TOTAL	0	0	0	76	74		244	165	77
1997 TOTAL	0	0	0	53	52		247	151	62
GRAND TOTAL	0	0	0	98	85		485	248	105
* Index Total	0	0	0	8	5		100	41	15
Traffic Crime				10	10		22	17	12
Fish and Game Laws				42	42		42	42	0
Marine Violations				2	2		2	2	0

*Not available

Population 1998	Harney County Sheriff** 3,035			Burns PD 3,015			Hines PD 1,550		
	Offenses	Arrests	Cleared	Offenses	Arrests	Cleared	Offenses	Arrests	Cleared
CRIME AGAINST PERSON									
Willful Murder*								1	
Neg. Homicide									
Forcible Rape*									
Other Sex Crimes				2	1	2			
Kidnapping				1		1			
Robbery*							4		
Aggravated Assault*	5	1	1				3	1	
Simple Assault	1	1		53	30	25	7	2	
1998 TOTAL	6	2	1	56	31	28	14	4	0
1997 TOTAL	8	6	1	59	35	34	14	9	0
CRIME AGAINST PROPERTY									
Burglary*	11		1	23	2	1	7		
Larceny*	33		1	82	1	16	18	11	
Motor Vehicle Theft*	1			3	2	2	2		
Arson*	2							1	
Forgery/Counterfeit	4			6	1	1	4	1	
Fraud	35	1	2	34			42		
Embezzlement							1	1	
Stolen Property				1				1	
Vandalism	21		2	66	1	9	13		
1998 TOTAL	107	1	6	215	7	29	87	15	0
1997 TOTAL	81	2	3	275	8	42	133	16	1
BEHAVIORAL CRIMES									
Weapon Laws	1	2		2	3	1			
Prostitution									
Drug Laws	3	7		2	1		1		
Gambling									
Crimes Against Family				1			4	1	
D.U.I.I	7	7	7	13	13	13	3	3	3
Liquor Laws		8		4	2	4	1		
Disorderly Conduct	1	3		2	3	2	1		
All Other	17		7	30	9	12	95	3	
Curfew				2	2	2			
Runaway Juveniles		3		14		13	4		
1998 TOTAL	29	30	14	70	33	47	109	7	3
1997 TOTAL	42	34	11	136	68	89	198	13	7
GRAND TOTAL	142	33	21	341	71	104	210	26	3
* Index Total	52	1	3	108	5	19	34	14	0
Traffic Crime	2	1	2	8	6	8	1	1	1
Fish and Game Laws									
Marine Violations									

**Eleven months reported for 1998

Population 1998	Harney County - O.L.C.C.			Harney County - O.S.P.			Harney County Totals 7,600		
	Offenses	Arrests	Cleared	Offenses	Arrests	Cleared*	Offenses	Arrests	Cleared
CRIME AGAINST PERSON									
Willful Murder*				1	1		1	1	0
Neg. Homicide							0	0	0
Forcible Rape*							0	1	0
Other Sex Crimes				3			5	1	2
Kidnapping				1	1		2	1	1
Robbery*				1			5	0	0
Aggravated Assault*				5	3		13	5	1
Simple Assault				9	6		70	39	25
1998 TOTAL	0	0	0	20	11		96	48	29
1997 TOTAL	0	0	0	13	7		94	57	35
CRIME AGAINST PROPERTY									
Burglary*				2	1		43	3	2
Larceny*				1			134	12	17
Motor Vehicle Theft*				1	2		7	4	2
Arson*							2	1	0
Forgery/Counterfeit							14	2	1
Fraud							111	1	2
Embezzlement							1	1	0
Stolen Property							1	1	0
Vandalism				5	3		105	4	11
1998 TOTAL	0	0	0	9	6		418	29	35
1997 TOTAL	0	0	0	7	3		496	29	46
BEHAVIORAL CRIMES									
Weapon Laws				4	3		7	8	1
Prostitution							0	0	0
Drug Laws				4	2		10	10	0
Gambling							0	0	0
Crimes Against Family							5	1	0
D.U.I.				17	17		40	40	23
Liquor Laws				4	4		9	14	4
Disorderly Conduct				2			6	6	2
All Other				11	6		153	18	19
Curfew							2	2	2
Runaway Juveniles							18	3	13
1998 TOTAL	0	0	0	42	32		250	102	64
1997 TOTAL	0	0	0	47	44		423	159	107
GRAND TOTAL	0	0	0	71	49		764	179	128
* Index Total	0	0	0	11	7		205	27	22
Traffic Crime				17	17		28	25	11
Fish and Game Laws				22	22		22	22	0
Marine Violations							0	0	0

*Not available

Population 1998	Hood River County - O.S.P.			Hood River County Totals 19,500		
	Offenses	Arrests	Cleared*	Offenses	Arrests	Cleared
CRIME AGAINST PERSON						
Willful Murder*				0	0	0
Neg. Homicide				0	0	0
Forcible Rape*	3			6	0	0
Other Sex Crimes	12	1		40	11	10
Kidnapping				1	1	1
Robbery*				9	6	6
Aggravated Assault*	4	1		11	8	6
Simple Assault	5	1		117	91	80
1998 TOTAL	24	3		184	117	103
1997 TOTAL	2	1		181	114	114
CRIME AGAINST PROPERTY						
Burglary*				94	12	8
Larceny*	6			585	140	127
Motor Vehicle Theft*	2			42	34	15
Arson*	2			4	1	1
Forgery/Counterfeit				57	14	10
Fraud				86	28	26
Embezzlement				1	0	0
Stolen Property				2	1	1
Vandalism	1	1		215	22	33
1998 TOTAL	11	1		1,086	252	221
1997 TOTAL	10	1		1,092	264	241
BEHAVIORAL CRIMES						
Weapon Laws	1	1		7	7	6
Prostitution				1	0	0
Drug Laws	12	11		96	89	72
Gambling				0	0	0
Crimes Against Family	2			23	4	11
D.U.I.I	34	34		258	239	224
Liquor Laws	14	12		109	153	82
Disorderly Conduct				40	28	27
All Other	8	4		212	142	104
Curfew	1	1		33	16	32
Runaway Juveniles				46	21	25
1998 TOTAL	72	63		825	699	583
1997 TOTAL	34	34		855	726	643
GRAND TOTAL	107	67		2,095	1,068	907
* Index Total	17	1		751	201	163
Traffic Crime	19	19		163	111	144
Fish and Game Laws	66	66		68	67	2
Marine Violations	2	2		2	2	0

*Not available

Population 1998	Jackson County Sheriff 63,785			Ashland PD 19,220			Central Point PD 11,255			Eagle Point PD 4,325		
	Offenses	Arrests	Cleared	Offenses	Arrests	Cleared	Offenses	Arrests	Cleared	Offenses	Arrests	Cleared
CRIME AGAINST PERSON												
Willful Murder*	4	3	4	1								
Neg. Homicide		1		1	1	1						
Forcible Rape*	19	4	10	6		1	2	2	2	2	1	1
Other Sex Crimes	80	25	52	18	10	13	21	6	8	19	4	8
Kidnapping	8		6	3	1	1						
Robbery*	22	25	19	9	4	3	5	2	2			
Aggravated Assault*	169	87	112	3	2	3	2	2	2	7	3	6
Simple Assault	579	275	409	85	55	60	91	54	66	41	38	32
1998 TOTAL	881	420	612	126	73	82	121	66	80	69	46	47
1997 TOTAL	887	442	620	136	79	90	121	84	77	48	38	37
CRIME AGAINST PROPERTY												
Burglary*	517	88	98	96	10	10	104	19	16	36	9	7
Larceny*	1,490	319	324	694	176	176	399	106	92	146	64	51
Motor Vehicle Theft*	152	30	43	34	20	12	11	2	3	9	2	2
Arson*	12	8	6	6	2	2	11	11	5			
Forgery/Counterfeit	91	18	29	52	6	22	11	2	4			
Fraud	125	23	38	68	9	18	23	7	12	52	11	14
Embezzlement	1	1	1	1								
Stolen Property	21	16	18	4		2						
Vandalism	842	105	163	428	27	40	185	35	44	48	8	10
1998 TOTAL	3,251	608	720	1,383	250	282	744	182	176	291	94	84
1997 TOTAL	3,584	601	834	1,411	261	258	915	220	232	273	66	61
BEHAVIORAL CRIMES												
Weapon Laws	69	16	60	9	6	8	12	9	12	15	10	13
Prostitution												
Drug Laws	357	283	300				63	48	52			
Gambling												
Crimes Against Family	74	2	49	8		2	14	1	2	1		
D.U.I.I	175	162	175	166	163	166	101	96	101	47	47	47
Liquor Laws	38	36	30	157	184	152	58	85	58	57	76	56
Disorderly Conduct	339	66	127	94	47	46	67	25	37	2	1	2
All Other	1,336	169	301	1,045	367	380	376	132	142	59	33	26
Curfew	17	5	17	41	19	36	59	26	49	13	9	13
Runaway Juveniles	217		2	41	9	13	59		1	15		
1998 TOTAL	2,622	739	1,061	1,561	795	803	809	422	454	209	176	157
1997 TOTAL	3,104	860	1,174	1,994	909	778	727	374	401	139	108	95
GRAND TOTAL	6,754	1,767	2,393	3,070	1,118	1,167	1,674	670	710	569	316	288
* Index Total	2,385	564	616	849	214	207	534	144	122	200	79	67
Traffic Crime	250	174	250	47	22	47	72	33	72	22	12	22
Fish and Game Laws	36	36	36									
Marine Violations	291	299	291									

Population 1998	Rogue River PD** 1,960			Shady Cove PD 2,315			Talent PD 5,050		
	Offenses	Arrests	Cleared	Offenses	Arrests	Cleared	Offenses	Arrests	Cleared
CRIME AGAINST PERSON									
Willful Murder*									
Neg. Homicide									
Forcible Rape*	1			1					
Other Sex Crimes	2	1	1	2			8	1	2
Kidnapping									
Robbery*	1								
Aggravated Assault*	1		1	2	1	1	2	2	2
Simple Assault	9	1	1	7	2	2	39	29	27
1998 TOTAL	14	2	3	12	3	3	49	32	31
1997 TOTAL	30	11	14	14	10	12	90	52	45
CRIME AGAINST PROPERTY									
Burglary*	11			11	2	5	42	4	7
Larceny*	58	14	19	23	4	3	206	31	34
Motor Vehicle Theft*	4			4	1	3	4	2	1
Arson*	1								
Forgery/Counterfeit	5			2	1	1	4		
Fraud	36	2	1	14	1	1	41		
Embezzlement									
Stolen Property									
Vandalism	25			20	8	6	32	5	4
1998 TOTAL	140	16	20	74	17	19	329	42	46
1997 TOTAL	222	32	39	73	22	37	430	79	98
BEHAVIORAL CRIMES									
Weapon Laws	1			9	5	7	5	1	3
Prostitution									
Drug Laws	5	2	5	11	9	9	4	2	2
Gambling									
Crimes Against Family	3			4		1	7		
D.U.I.I	16	16	16	46	42	46	44	44	44
Liquor Laws	6	6	3	17	12	11	11	10	6
Disorderly Conduct	15			14	5	7	66	8	7
All Other	39	5	9	23	6	8	179	29	43
Curfew	6		5	2		1	6	2	4
Runaway Juveniles	2			7		1	23		
1998 TOTAL	93	29	38	133	79	91	345	96	109
1997 TOTAL	162	56	60	165	131	160	379	174	173
GRAND TOTAL	247	47	61	219	99	113	723	170	186
* Index Total	77	14	20	41	8	12	254	39	44
Traffic Crime	8	2	8	29	26	29	20	10	20
Fish and Game Laws									
Marine Violations									

**Ten months reported for 1998

Population 1998	Jackson County - O.L.C.C.			Jackson County - O.S.P.			Jackson County Totals 172,800		
	Offenses	Arrests	Cleared	Offenses	Arrests	Cleared*	Offenses	Arrests	Cleared
CRIME AGAINST PERSON									
Willful Murder*							7	6	6
Neg. Homicide							1	5	1
Forcible Rape*				5	1		67	25	32
Other Sex Crimes				27	6		369	144	203
Kidnapping				2			22	8	12
Robbery*				3	1		86	56	44
Aggravated Assault*				9	1		361	208	249
Simple Assault				33	13		1,397	820	987
1998 TOTAL	0	0	0	79	22		2,310	1,272	1,534
1997 TOTAL	0	0	0	58	32		2,406	1,392	1,599
CRIME AGAINST PROPERTY									
Burglary*				17	2		1,524	293	307
Larceny*				50	14		7,045	1,882	1,830
Motor Vehicle Theft*				5			471	117	138
Arson*				9	5		103	48	30
Forgery/Counterfeit				1			552	141	202
Fraud				10	1		859	208	326
Embezzlement							82	45	50
Stolen Property				2	2		35	63	25
Vandalism				22	5		3,174	425	553
1998 TOTAL	0	0	0	116	29		13,845	3,222	3,461
1997 TOTAL	0	0	0	114	36		14,690	3,449	3,843
BEHAVIORAL CRIMES									
Weapon Laws				9	6		286	157	234
Prostitution							5	5	4
Drug Laws				31	24		1,207	953	1,069
Gambling				1			3	0	0
Crimes Against Family				22	20		204	52	85
D.U.I.I				183	183		1,345	1,312	1,162
Liquor Laws	14	7	14	13	15		836	1,104	787
Disorderly Conduct				1			926	439	467
All Other	6	5	6	55	26		5,395	3,187	2,407
Curfew							492	283	468
Runaway Juveniles				5			579	9	56
1998 TOTAL	20	12	20	320	274		11,278	7,501	6,739
1997 TOTAL	26	7	26	243	204		11,936	7,247	6,718
GRAND TOTAL	20	12	20	515	325		27,433	11,995	11,734
* Index Total	0	0	0	98	24		9,664	2,635	2,636
Traffic Crime				154	154		903	559	749
Fish and Game Laws				142	142		179	179	37
Marine Violations				1	1		292	300	291

*Not available

Population 1998	Jefferson County Sheriff 12,395			Madras PD 5,005			Jefferson County - O.L.C.C.		
	Offenses	Arrests	Cleared	Offenses	Arrests	Cleared	Offenses	Arrests	Cleared
CRIME AGAINST PERSON									
Willful Murder*									
Neg. Homicide									
Forcible Rape*	2	1	1	2	1	1			
Other Sex Crimes	8	3	3	28	7	9			
Kidnapping	3	1	2						
Robbery*	2			4	4	2			
Aggravated Assault*	5	3	3	10	11	8			
Simple Assault	150	90	71	150	128	105			
1998 TOTAL	170	98	80	194	151	125	0	0	0
1997 TOTAL	139	130	112	188	132	133	0	0	0
CRIME AGAINST PROPERTY									
Burglary*	57	11	7	39	16	9			
Larceny*	167	31	21	267	156	131			
Motor Vehicle Theft*	22	9	2	10	1	1			
Arson*	4			1	3	1			
Forgery/Counterfeit	12	3	2	59	9	43			
Fraud	4	1	1	50	6	24			
Embezzlement									
Stolen Property									
Vandalism	90	3	12	140	33	33			
1998 TOTAL	356	58	45	566	224	242	0	0	0
1997 TOTAL	483	95	74	640	165	221	0	0	0
BEHAVIORAL CRIMES									
Weapon Laws	11	7	9	8	7	7			
Prostitution									
Drug Laws	44	34	30	53	27	50			
Gambling									
Crimes Against Family	6	5	2	9	4	3			
D.U.I.	87	66	87	125	114	125			
Liquor Laws	30	42	28	63	76	60	2	2	2
Disorderly Conduct	135	77	57	132	66	95			
All Other	280	171	134	78	63	53			
Curfew				39	29	39			
Runaway Juveniles	33	21	20	38	33	31			
1998 TOTAL	626	423	367	545	419	463	2	2	2
1997 TOTAL	498	380	362	505	368	427	0	0	0
GRAND TOTAL	1,152	579	492	1,305	794	830	2	2	2
* Index Total	259	55	34	333	192	153	0	0	0
Traffic Crime	101	51	101	153	88	153			
Fish and Game Laws	2	1	2						
Marine Violations	12	11	12						

Population 1998	Jefferson County - O.S.P.			Jefferson County Totals 17,400		
	Offenses	Arrests	Cleared*	Offenses	Arrests	Cleared
CRIME AGAINST PERSON						
Willful Murder*				0	0	0
Neg. Homicide				0	0	0
Forcible Rape*				4	2	2
Other Sex Crimes				36	10	12
Kidnapping	1	1		4	2	2
Robbery*				6	4	2
Aggravated Assault*	2	1		17	15	11
Simple Assault	3	1		303	219	176
1998 TOTAL	6	3		370	252	205
1997 TOTAL	8	5		335	267	245
CRIME AGAINST PROPERTY						
Burglary*				96	27	16
Larceny*	2	1		436	188	152
Motor Vehicle Theft*	1	2		33	12	3
Arson*	2	1		7	4	1
Forgery/Counterfeit				71	12	45
Fraud	1			55	7	25
Embezzlement				0	0	0
Stolen Property				0	0	0
Vandalism				230	36	45
1998 TOTAL	6	4		928	286	287
1997 TOTAL	8	0		1,131	260	295
BEHAVIORAL CRIMES						
Weapon Laws	1	1		20	15	16
Prostitution				0	0	0
Drug Laws	10	11		107	72	80
Gambling				0	0	0
Crimes Against Family	2	2		17	11	5
D.U.I.I	20	20		232	200	212
Liquor Laws	19	23		114	143	90
Disorderly Conduct		1		267	144	152
All Other	9	4		367	238	187
Curfew				39	29	39
Runaway Juveniles				71	54	51
1998 TOTAL	61	62		1,234	906	832
1997 TOTAL	62	60		1,065	808	789
GRAND TOTAL	73	69		2,532	1,444	1,324
* Index Total	7	5		599	252	187
Traffic Crime	16	16		270	155	254
Fish and Game Laws	32	32		34	33	2
Marine Violations	4	4		16	15	12

*Not available

Population 1998	Josephine County - O.S.P.			Josephine County Totals 73,000		
	Offenses	Arrests	Cleared*	Offenses	Arrests	Cleared
CRIME AGAINST PERSON						
Willful Murder*				5	4	4
Neg. Homicide				0	0	0
Forcible Rape*	6			25	4	3
Other Sex Crimes	33			146	11	13
Kidnapping				13	3	4
Robbery*	2			48	29	20
Aggravated Assault*	15	8		102	59	40
Simple Assault	30	19		754	409	384
1998 TOTAL	86	27		1,093	519	468
1997 TOTAL	71	14		994	510	451
CRIME AGAINST PROPERTY						
Burglary*	3			865	82	83
Larceny*	9	4		2,307	472	410
Motor Vehicle Theft*	8	2		338	70	47
Arson*	6	1		27	4	3
Forgery/Counterfeit	1			203	20	20
Fraud	3			274	6	135
Embezzlement				0	0	0
Stolen Property				9	11	4
Vandalism	9	2		1,004	88	79
1998 TOTAL	39	9		5,027	753	781
1997 TOTAL	32	19		5,735	807	864
BEHAVIORAL CRIMES						
Weapon Laws	10	9		105	56	50
Prostitution				0	0	0
Drug Laws	34	26		611	366	324
Gambling				0	0	0
Crimes Against Family	11	9		45	10	4
D.U.I.I	165	165		544	511	379
Liquor Laws	8	8		247	338	198
Disorderly Conduct	2	2		319	122	120
All Other	12	4		753	384	330
Curfew	1	1		281	205	278
Runaway Juveniles		1		478	207	262
1998 TOTAL	243	225		3,383	2,199	1,945
1997 TOTAL	234	191		3,390	2,135	2,131
GRAND TOTAL	368	261		9,503	3,471	3,194
* Index Total	49	15		3,717	724	610
Traffic Crime	88	88		421	271	333
Fish and Game Laws	41	41		41	41	0
Marine Violations				0	0	0

*Not available

Population 1998	Klamath County - O.S.P.			Klamath County Totals 62,000		
	Offenses	Arrests	Cleared*	Offenses	Arrests	Cleared
CRIME AGAINST PERSON						
Willful Murder*				5	1	1
Neg. Homicide				0	1	0
Forcible Rape*	18			31	3	4
Other Sex Crimes	77	2		138	23	21
Kidnapping	2			10	4	4
Robbery*	2			45	25	18
Aggravated Assault*	24	2		167	90	77
Simple Assault	60	14		580	317	280
1998 TOTAL	183	18		976	464	405
1997 TOTAL	114	48		969	546	342
CRIME AGAINST PROPERTY						
Burglary*	9	3		568	132	94
Larceny*	30	3		1,334	482	390
Motor Vehicle Theft*	15	1		221	50	39
Arson*	13	3		36	10	5
Forgery/Counterfeit	3			139	16	16
Fraud	1			210	18	17
Embezzlement				1	1	1
Stolen Property	3	2		21	13	10
Vandalism	10	1		606	102	110
1998 TOTAL	84	13		3,136	824	682
1997 TOTAL	80	42		3,353	797	502
BEHAVIORAL CRIMES						
Weapon Laws	29	8		77	34	33
Prostitution				0	0	0
Drug Laws	43	47		243	232	131
Gambling				0	0	0
Crimes Against Family	14	2		40	6	4
D.U.I.I	476	476		714	689	238
Liquor Laws	99	67		173	142	69
Disorderly Conduct	5	3		382	190	177
All Other	221	21		562	234	204
Curfew	3	2		20	9	17
Runaway Juveniles	3	1		80	78	72
1998 TOTAL	893	627		2,291	1,614	945
1997 TOTAL	612	559		2,290	1,712	986
GRAND TOTAL	1,160	658		6,403	2,902	2,032
* Index Total	111	12		2,407	793	628
Traffic Crime	158	158		317	238	159
Fish and Game Laws	66	66		66	66	0
Marine Violations				0	0	0

*Not available

Population 1998	Lake County Sheriff** 4,760			Lakeview PD 2,640			Lake County - O.L.C.C.		
	Offenses	Arrests	Cleared	Offenses	Arrests	Cleared	Offenses	Arrests	Cleared
CRIME AGAINST PERSON									
Willful Murder*				1	1	1			
Neg. Homicide									
Forcible Rape*									
Other Sex Crimes									
Kidnapping	1		1						
Robbery*									
Aggravated Assault*	3	2	2						
Simple Assault	9	6	5	15	12	15			
1998 TOTAL	13	8	8	16	13	16	0	0	0
1997 TOTAL	9	11	9	17	29	18	0	0	0
CRIME AGAINST PROPERTY									
Burglary*	25	3	4	23	5	5			
Larceny*	35	3	2	50	28	18			
Motor Vehicle Theft*	10	1	2	3	3	2			
Arson*									
Forgery/Counterfeit	1			5	3	3			
Fraud	4								
Embezzlement									
Stolen Property									
Vandalism	23	2	4	29	17	8			
1998 TOTAL	98	9	12	110	56	36	0	0	0
1997 TOTAL	87	19	15	146	57	34	0	0	0
BEHAVIORAL CRIMES									
Weapon Laws	2	1	1	1	4	1			
Prostitution									
Drug Laws	3	4	3	9	9	9			
Gambling									
Crimes Against Family	2	2	2	3	6	2			
D.U.I.	7	7	7	21	20	21			
Liquor Laws	8	7	5	23	32	23	4	1	4
Disorderly Conduct	12	6	5	14	16	14			
All Other	9	7	2	14	9	14			
Curfew				8	7	8			
Runaway Juveniles	5	1		9	7	8			
1998 TOTAL	48	35	25	102	110	100	4	1	4
1997 TOTAL	69	68	61	134	157	130	4	7	4
GRAND TOTAL	159	52	45	228	179	152	4	1	4
* Index Total	73	9	10	77	37	26	0	0	0
Traffic Crime	3	3	3	7	3	7			
Fish and Game Laws									
Marine Violations									

**Eight months reported for 1998

Population 1998	Lake County - O.S.P.			Lake County Totals 7,400		
	Offenses	Arrests	Cleared*	Offenses	Arrests	Cleared
CRIME AGAINST PERSON						
Willful Murder*				1	1	1
Neg. Homicide				0	0	0
Forcible Rape*	1			1	0	0
Other Sex Crimes				0	0	0
Kidnapping				1	0	1
Robbery*				0	0	0
Aggravated Assault*	7	1		10	3	2
Simple Assault	5	1		29	19	20
1998 TOTAL	13	2		42	23	24
1997 TOTAL	14	8		40	48	27
CRIME AGAINST PROPERTY						
Burglary*	1			49	8	9
Larceny*	4			89	31	20
Motor Vehicle Theft*				13	4	4
Arson*				0	0	0
Forgery/Counterfeit	1			7	3	3
Fraud	2			6	0	0
Embezzlement				0	0	0
Stolen Property				0	0	0
Vandalism	3	1		55	20	12
1998 TOTAL	11	1		219	66	48
1997 TOTAL	6	0		239	76	49
BEHAVIORAL CRIMES						
Weapon Laws				3	5	2
Prostitution				0	0	0
Drug Laws				12	13	12
Gambling				0	0	0
Crimes Against Family	1			6	8	4
D.U.I.I	12	12		40	39	28
Liquor Laws	3	1		38	41	32
Disorderly Conduct	2			28	22	19
All Other	6	1		29	17	16
Curfew				8	7	8
Runaway Juveniles				14	8	8
1998 TOTAL	24	14		178	160	129
1997 TOTAL	22	18		229	250	195
GRAND TOTAL	48	17		439	249	201
* Index Total	13	1		163	47	36
Traffic Crime	12	12		22	18	10
Fish and Game Laws	78	78		78	78	0
Marine Violations	5	5		5	5	0

*Not available

Population 1998	Lane County - O.L.C.C.			Lane County - O.S.P.			Lane County Totals 313,000		
	Offenses	Arrests	Cleared	Offenses	Arrests	Cleared*	Offenses	Arrests	Cleared
CRIME AGAINST PERSON									
Willful Murder*				1	1		12	15	9
Neg. Homicide							0	1	0
Forcible Rape*				6	1		117	34	47
Other Sex Crimes				64	19		446	188	215
Kidnapping				2	1		48	16	22
Robbery*				3	1		372	256	184
Aggravated Assault*				28	16		743	448	433
Simple Assault				107	61		2,881	1,624	1,859
1998 TOTAL	0	0	0	211	100		4,619	2,582	2,769
1997 TOTAL	0	0	0	268	148		4,755	2,626	2,752
CRIME AGAINST PROPERTY									
Burglary*				116	10		4,224	638	555
Larceny*				119	24		13,805	3,128	3,324
Motor Vehicle Theft*				62	25		1,901	472	416
Arson*				28	26		193	72	36
Forgery/Counterfeit				10	2		2,044	457	1,034
Fraud				8	2		513	141	260
Embezzlement							2	1	1
Stolen Property				14	8		205	165	174
Vandalism				37	15		3,837	539	605
1998 TOTAL	0	0	0	394	112		26,724	5,613	6,405
1997 TOTAL	0	0	0	438	104		29,463	6,146	5,933
BEHAVIORAL CRIMES									
Weapon Laws				26	22		344	273	272
Prostitution				1	1		125	136	122
Drug Laws				154	134		2,570	2,522	2,159
Gambling							0	0	0
Crimes Against Family				33	29		222	87	85
D.U.I.I				551	551		2,004	1,860	1,453
Liquor Laws	72	53	72	72	74		1,744	2,763	1,639
Disorderly Conduct				5	5		863	655	659
All Other	117	113	116	123	64		5,091	3,744	3,297
Curfew				1	1		479	262	478
Runaway Juveniles				14			613	64	416
1998 TOTAL	189	166	188	980	881		14,055	12,366	10,580
1997 TOTAL	241	196	241	928	744		15,280	13,390	11,733
GRAND TOTAL	189	166	188	1,585	1,093		45,398	20,561	19,754
* Index Total	0	0	0	363	104		21,367	5,063	5,004
Traffic Crime				252	252		2,183	1,472	1,931
Fish and Game Laws				417	417		417	417	0
Marine Violations				21	21		21	21	0

*Not available

Population 1998	Lincoln County Sheriff 22,515			Lincoln City PD 6,855			Newport PD 10,240			Toledo PD 3,590		
	Offenses	Arrests	Cleared	Offenses	Arrests	Cleared	Offenses	Arrests	Cleared	Offenses	Arrests	Cleared
CRIME AGAINST PERSON												
Willful Murder*	3	3	1	1								
Neg. Homicide												
Forcible Rape*	3	1		5			8	1	6			
Other Sex Crimes	37	5	4	17	5	1	30	7	13	4	1	
Kidnapping	3	1	1	3			2	5	1			
Robbery*	2	4		7	1	1	9	6	4	1		1
Aggravated Assault*	27	22	13	49	4	15	23	20	16	1		
Simple Assault	140	92	86	60	69	18	91	77	82	35	24	25
1998 TOTAL	215	128	105	142	79	35	163	116	122	41	25	26
1997 TOTAL	174	108	112	112	68	36	187	131	154	67	45	54
CRIME AGAINST PROPERTY												
Burglary*	261	31	24	110	8	6	167	23	37	37	2	3
Larceny*	397	58	74	599	56	34	671	246	246	72	15	17
Motor Vehicle Theft*	41	8	17	40	6	1	35	9	8	7	5	3
Arson*	5		1	5			12			1	1	1
Forgery/Counterfeit	43	10	20	73	11	7	84	8	17	5	3	1
Fraud	35	9	14	50	6	3	85	3	9	3		
Embezzlement	1						1					
Stolen Property	1	1	1	9	2	1	21	6	17	1		1
Vandalism	187	29	48	336	20	13	212	35	49	36	9	9
1998 TOTAL	971	146	199	1,222	109	65	1,288	330	383	162	35	35
1997 TOTAL	931	132	197	1,240	160	100	1,328	387	520	147	36	91
BEHAVIORAL CRIMES												
Weapon Laws	13	5	6	22	12	2	17	9	15	1		1
Prostitution							1	1	1			
Drug Laws	42	22	30	23	15	12	64	33	52	22	19	17
Gambling												
Crimes Against Family	9	1	1	21		2	4	3	4	11		2
D.U.I.	103	97	103	121	115	121	168	162	168	21	17	21
Liquor Laws	73	141	69	56	67	27	52	48	50	18	16	12
Disorderly Conduct	89	32	48	73	9	14	103	47	63	18	13	13
All Other	303	226	203	357	87	23	252	191	239	80	55	55
Curfew				17	7	17	13	9	13	10	10	10
Runaway Juveniles	83	12	49	41	4	6	82	38	78	26	13	22
1998 TOTAL	715	536	509	731	316	224	756	541	683	207	143	153
1997 TOTAL	639	403	497	651	344	249	790	654	728	246	202	214
GRAND TOTAL	1,901	810	813	2,095	504	324	2,207	987	1,188	410	203	214
* Index Total	739	127	130	816	75	57	925	305	317	119	23	25
Traffic Crime	83	47	83	80	57	80	103	62	103	16	13	16
Fish and Game Laws	20	3	20									
Marine Violations												

Population 1998	Lincoln County - O.L.C.C.			Lincoln County - O.S.P.			Lincoln County Totals 43,200		
	Offenses	Arrests	Cleared	Offenses	Arrests	Cleared*	Offenses	Arrests	Cleared
CRIME AGAINST PERSON									
Willful Murder*							4	3	1
Neg. Homicide							0	0	0
Forcible Rape*				4			20	2	6
Other Sex Crimes				14	5		102	23	18
Kidnapping				2			10	6	2
Robbery*							19	11	6
Aggravated Assault*				7	1		107	47	44
Simple Assault				11	7		337	269	211
1998 TOTAL	0	0	0	38	13		599	361	288
1997 TOTAL	0	0	0	15	6		555	358	356
CRIME AGAINST PROPERTY									
Burglary*				4			579	64	70
Larceny*				26	7		1,765	382	371
Motor Vehicle Theft*				4	1		127	29	29
Arson*				3	2		26	3	2
Forgery/Counterfeit				5			210	32	45
Fraud				5	1		178	19	26
Embezzlement							2	0	0
Stolen Property							32	9	20
Vandalism				9	1		780	94	119
1998 TOTAL	0	0	0	56	12		3,699	632	682
1997 TOTAL	0	0	0	38	14		3,684	729	908
BEHAVIORAL CRIMES									
Weapon Laws				7	3		60	29	24
Prostitution							1	1	1
Drug Laws				23	18		174	107	111
Gambling							0	0	0
Crimes Against Family				3	4		48	8	9
D.U.I.I				144	144		557	535	413
Liquor Laws	11	9	11	12	10		222	291	169
Disorderly Conduct	1		1	3	3		287	104	139
All Other	2	1	2	17	10		1,011	570	522
Curfew							40	26	40
Runaway Juveniles				3	1		235	68	155
1998 TOTAL	14	10	14	212	193		2,635	1,739	1,583
1997 TOTAL	15	16	15	247	224		2,588	1,843	1,703
GRAND TOTAL	14	10	14	306	218		6,933	2,732	2,553
* Index Total	0	0	0	48	11		2,647	541	529
Traffic Crime				80	80		362	259	282
Fish and Game Laws				211	211		231	214	20
Marine Violations				2	2		2	2	0

*Not available

Population 1998	Linn County Sheriff 42,980			Albany PD 38,925			Lebanon PD 12,480			Sweet Home PD** 7,815		
	Offenses	Arrests	Cleared	Offenses	Arrests	Cleared	Offenses	Arrests	Cleared	Offenses	Arrests	Cleared
CRIME AGAINST PERSON												
Willful Murder*	1	2	4				1	1	1			
Neg. Homicide		1	1		1							
Forcible Rape*	17	9	10	7	2	3	5	1	1			
Other Sex Crimes	92	32	50	19	42	20	20	8	12	8	1	1
Kidnapping	6	1	5	6	3	4	2	1	1			
Robbery*	13	3	5	20	20	15	9	4	4			
Aggravated Assault*	84	40	60	50	35	38	21	15	14	23	11	16
Simple Assault	333	217	242	469	231	391	186	138	124	33	21	22
1998 TOTAL	546	305	377	571	334	471	244	168	157	64	33	39
1997 TOTAL	548	337	386	690	327	552	220	142	147	160	108	126
CRIME AGAINST PROPERTY												
Burglary*	495	63	55	347	75	73	120	24	16	20	4	5
Larceny*	885	112	95	2,568	508	1,209	836	126	97	79	18	21
Motor Vehicle Theft*	137	52	38	253	26	65	50	40	17	3	1	
Arson*	11	2	5	21	8	9	14	5	4	2		
Forgery/Counterfeit	67	13	14	83	50	38	67	14	22	10	4	3
Fraud	118	3	17	38	15	15	50	19	20	2	1	2
Embezzlement	2		2	3		3						
Stolen Property	2		2	4	2	2	1	3	1			
Vandalism	519	66	93	1,116	88	611	363	40	35	37	1	6
1998 TOTAL	2,236	311	321	4,433	772	2,025	1,501	271	212	153	29	37
1997 TOTAL	2,440	310	296	4,784	894	1,556	1,561	249	256	740	163	192
BEHAVIORAL CRIMES												
Weapon Laws	35	22	29	108	35	91	31	20	18	4	2	2
Prostitution					6							
Drug Laws	177	103	116	154	104	114	79	56	60	12	9	10
Gambling												
Crimes Against Family	14	6	8	94	18	50	9	2	3	4	2	3
D.U.I.I	175	173	175	242	223	242	86	79	86	9	9	9
Liquor Laws	160	244	153	186	219	181	96	116	85	9	20	8
Disorderly Conduct	203	72	96	1,323	207	1,274	47	32	33	37	9	27
All Other	661	318	399	2,212	540	1,962	186	149	137	60	12	49
Curfew	137	113	137	187	133	187	35	22	35	11	7	11
Runaway Juveniles	135	100	101	2	243	2	78	35	69	11	11	11
1998 TOTAL	1,697	1,151	1,214	4,508	1,728	4,103	647	511	526	157	81	130
1997 TOTAL	1,718	1,212	1,214	5,285	1,808	4,878	656	482	514	517	326	448
GRAND TOTAL	4,479	1,767	1,912	9,512	2,834	6,599	2,392	950	895	374	143	206
* Index Total	1,643	283	272	3,266	674	1,412	1,056	216	154	127	34	42
Traffic Crime	208	121	208	295	189	295	78	51	78	19	15	19
Fish and Game Laws		3	4									
Marine Violations	5	5	5									

*Three months reported for 1998

Population 1998	Linn County - O.L.C.C.			Linn County - O.S.P.			Linn County Totals 102,200		
	Offenses	Arrests	Cleared	Offenses	Arrests	Cleared*	Offenses	Arrests	Cleared
CRIME AGAINST PERSON									
Willful Murder*							2	3	5
Neg. Homicide							0	2	1
Forcible Rape*				6			35	12	14
Other Sex Crimes				29	9		168	92	83
Kidnapping							14	5	10
Robbery*							42	27	24
Aggravated Assault*				8	4		186	105	128
Simple Assault				9	4		1,030	611	779
1998 TOTAL	0	0	0	52	17		1,477	857	1,044
1997 TOTAL	0	0	0	46	11		1,664	925	1,211
CRIME AGAINST PROPERTY									
Burglary*				2			984	166	149
Larceny*				10	7		4,378	771	1,422
Motor Vehicle Theft*				2	3		445	122	120
Arson*				6	8		54	23	18
Forgery/Counterfeit				1			228	81	77
Fraud				2			210	38	54
Embezzlement							5	0	5
Stolen Property							7	5	5
Vandalism							2,035	195	745
1998 TOTAL	0	0	0	23	18		8,346	1,401	2,595
1997 TOTAL	0	0	0	35	17		9,560	1,633	2,300
BEHAVIORAL CRIMES									
Weapon Laws				12	5		190	84	140
Prostitution							0	6	0
Drug Laws				29	26		451	298	300
Gambling							0	0	0
Crimes Against Family				16	16		137	44	64
D.U.I.I				116	116		628	600	512
Liquor Laws	22	2	22	10	12		483	613	449
Disorderly Conduct				4	4		1,614	324	1,430
All Other	20	19	20	41	16		3,180	1,054	2,567
Curfew							370	275	370
Runaway Juveniles				2			228	389	183
1998 TOTAL	42	21	42	230	195		7,281	3,687	6,015
1997 TOTAL	12	0	11	296	250		8,484	4,078	7,065
GRAND TOTAL	42	21	42	305	230		17,104	5,945	9,654
* Index Total	0	0	0	34	22		6,126	1,229	1,880
Traffic Crime				68	68		668	444	600
Fish and Game Laws				47	47		47	50	4
Marine Violations				6	6		11	11	5

*Not available

Population 1998	Malheur County Sheriff 13,970			Nyssa PD** 3,045			Ontario PD 10,680			Vale PD 1,505		
	Offenses	Arrests	Cleared	Offenses	Arrests	Cleared	Offenses	Arrests	Cleared	Offenses	Arrests	Cleared
CRIME AGAINST PERSON												
Willful Murder*												
Neg. Homicide		1										
Forcible Rape*	6	3	4				1					
Other Sex Crimes	8			4	4	4	25	4	3	1		1
Kidnapping							1	1	1	2	1	2
Robbery*				1	1	1	11	6	6			
Aggravated Assault*							5	3	3			
Simple Assault	33	20	21	38	40	33	159	90	80	13	10	11
1998 TOTAL	47	24	25	43	45	38	202	104	93	16	11	14
1997 TOTAL	73	31	33	60	58	57	243	81	98	14	13	14
CRIME AGAINST PROPERTY												
Burglary*	50	8	5	18	2	2	154	22	16	10	4	4
Larceny*	84	17	14	52	30	31	688	291	221	30	10	11
Motor Vehicle Theft*	19		2	4	3	2	46	4	6	1	1	1
Arson*	3			1	3	1	1	1	1			
Forgery/Counterfeit	8	1	2	4	5	3	42	11	9	5	1	3
Fraud	9			4	1	2	62	6	5	3	1	2
Embezzlement							1		1			
Stolen Property		1										
Vandalism	67	11	8	45	10	11	340	46	35	23	5	10
1998 TOTAL	240	38	31	128	54	52	1,334	381	294	72	22	31
1997 TOTAL	250	34	77	187	60	74	1,410	317	301	62	8	11
BEHAVIORAL CRIMES												
Weapon Laws	4	3	4	1	1	1	19	19	17	2	2	2
Prostitution							1					
Drug Laws	65	17	14	5	5	4	68	30	31	1		1
Gambling												
Crimes Against Family	3	1		3	4	3	18	3	3			
D.U.I.I	58	55	58	21	18	21	100	99	100	14	14	14
Liquor Laws	27	41	27	18	19	17	77	121	75	1	1	1
Disorderly Conduct	22	15	14	51	33	37	133	102	72	5	5	5
All Other	106	45	69	52	49	43	292	160	120	5	4	5
Curfew							87	69	87			
Runaway Juveniles	21	10	3	13	13	13	67	35	30	5	2	3
1998 TOTAL	306	187	189	164	142	139	862	638	535	33	28	31
1997 TOTAL	268	181	179	238	217	227	1,509	569	937	19	16	16
GRAND TOTAL	593	249	245	335	241	229	2,398	1,123	922	121	61	76
* Index Total	162	28	25	76	39	37	906	327	253	41	15	16
Traffic Crime	15	17	21	93	105	124	41	33	57	5	3	5
Fish and Game Laws												
Marine Violations	1	1	1									

**Seven months reported for 1998

Population 1998	Malheur County - O.L.C.C.			Malheur County - O.S.P.			Malheur County Totals 29,200		
	Offenses	Arrests	Cleared	Offenses	Arrests	Cleared*	Offenses	Arrests	Cleared
CRIME AGAINST PERSON									
Willful Murder*							0	0	0
Neg. Homicide							0	1	0
Forcible Rape*				1	1		8	4	4
Other Sex Crimes				19			57	8	8
Kidnapping							3	2	3
Robbery*							12	7	7
Aggravated Assault*				12	3		17	6	3
Simple Assault				27	14		270	174	145
1998 TOTAL	0	0	0	59	18		367	202	170
1997 TOTAL	0	0	0	44	23		434	206	202
CRIME AGAINST PROPERTY									
Burglary*				4			236	36	27
Larceny*				10	7		864	355	277
Motor Vehicle Theft*				4	2		74	10	11
Arson*				2	5		7	9	2
Forgery/Counterfeit				7	6		66	24	17
Fraud				2			80	8	9
Embezzlement							1	0	1
Stolen Property				2	1		2	2	0
Vandalism				29	2		504	74	64
1998 TOTAL	0	0	0	60	23		1,834	518	408
1997 TOTAL	0	0	0	24	11		1,933	430	463
BEHAVIORAL CRIMES									
Weapon Laws				14	8		40	33	24
Prostitution							1	0	0
Drug Laws				30	19		169	71	50
Gambling							0	0	0
Crimes Against Family				11	6		35	14	6
D.U.I.I				106	106		299	292	193
Liquor Laws				23	23		146	205	120
Disorderly Conduct							211	155	128
All Other	1	1	1	37	17		493	276	238
Curfew				1	1		88	70	87
Runaway Juveniles				1			107	60	49
1998 TOTAL	1	1	1	223	180		1,589	1,176	895
1997 TOTAL	1	0	1	115	83		2,150	1,232	1,421
GRAND TOTAL	1	1	1	342	221		3,790	1,896	1,473
* Index Total	0	0	0	33	18		1,218	427	331
Traffic Crime				29	29		183	187	207
Fish and Game Laws				86	86		86	86	0
Marine Violations				1	1		2	2	1

*Not available

Population 1998	Marion County - O.L.C.C.			Marion County - O.S.P.			Marion County Totals 271,900			Salem PD Total (Marion&Polk) 126,635		
	Offenses	Arrests	Cleared	Offenses	Arrests	Cleared*	Offenses	Arrests	Cleared	Offenses	Arrests	Cleared
CRIME AGAINST PERSON												
Willful Murder*				2	1		15	12	9	10	9	4
Neg. Homicide							1	2	1	2	1	2
Forcible Rape*				14	2		89	26	37	64	15	14
Other Sex Crimes				111	8		608	167	182	289	107	78
Kidnapping							55	13	34	38	6	17
Robbery*				1	1		257	129	115	172	106	78
Aggravated Assault*				53	23		326	126	136	146	75	67
Simple Assault				114	51		2,787	1,653	1,810	1,462	905	1,049
1998 TOTAL	0	0	0	295	86		4,138	2,128	2,324	2,183	1,224	1,309
1997 TOTAL	0	0	0	202	70		4,293	2,168	2,313	2,366	1,246	1,416
CRIME AGAINST PROPERTY												
Burglary*				9	1		2,529	288	247	1,400	178	99
Larceny*				79	21		13,681	2,403	2,448	8,085	1,635	1,493
Motor Vehicle Theft*				19	8		1,493	307	249	754	197	116
Arson*				12	15		94	50	31	55	28	22
Forgery/Counterfeit				18	8		1,138	362	467	759	252	318
Fraud				19	4		848	164	265	379	122	136
Embezzlement							24	8	16	20	9	8
Stolen Property				6	4		99	72	78	74	55	66
Vandalism				31	6		5,620	486	831	2,940	306	373
1998 TOTAL	0	0	0	193	67		25,526	4,140	4,632	14,466	2,782	2,631
1997 TOTAL	0	0	0	207	93		27,263	4,392	4,820	15,736	3,028	2,865
BEHAVIORAL CRIMES												
Weapon Laws				57	27		449	246	324	255	152	221
Prostitution							64	62	60	56	53	52
Drug Laws				167	132		1,476	1,349	1,109	894	869	820
Gambling				1			9	9	11			
Crimes Against Family				8	5		234	54	134	116	34	73
D.U.I.				714	714		1,959	1,866	1,235	712	670	712
Liquor Laws	56	8	56	37	40		1,542	880	980	966	424	604
Disorderly Conduct				26	18		1,284	423	590	722	268	333
All Other				284	118		8,050	2,265	3,803	3,337	1,361	1,362
Curfew				3	3		1,154	926	1,151	938	751	938
Runaway Juveniles				2	7		1,581	379	873	680	282	455
1998 TOTAL	56	8	56	1,299	1,064		17,802	8,459	10,270	8,676	4,864	5,570
1997 TOTAL	59	2	59	1,308	1,109		17,698	8,604	9,655	8,104	4,356	4,775
GRAND TOTAL	56	8	56	1,787	1,217		47,466	14,727	17,226	25,325	8,870	9,510
* Index Total	0	0	0	189	72		18,484	3,341	3,272	10,686	2,243	1,893
Traffic Crime				346	346		2,421	1,736	2,072	1,203	832	1,203
Fish and Game Laws				270	270		281	281	11			
Marine Violations				2	2		3	3	1			

*Not available

Population 1998	Morrow County Sheriff 5,105			Boardman PD** 2,795			Heppner PD 1,500		
	Offenses	Arrests	Cleared	Offenses	Arrests	Cleared	Offenses	Arrests	Cleared
CRIME AGAINST PERSON									
Willful Murder*									
Neg. Homicide									
Forcible Rape*	4	1	1	1					
Other Sex Crimes	7	1	2	7	1	5	3	1	1
Kidnapping	1								
Robbery*	1			1	1				
Aggravated Assault*	45	23	13	2	1	2			
Simple Assault	55	14	15	17	10	10	17	9	10
1998 TOTAL	113	39	31	28	13	17	20	10	11
1997 TOTAL	100	50	19	52	35	33	14	12	11
CRIME AGAINST PROPERTY									
Burglary*	79	2	4	18	4	4	12	1	1
Larceny*	124	16	18	75	2	6	53	7	6
Motor Vehicle Theft*	25	5	7	12	2	5	1		
Arson*	3			2					
Forgery/Counterfeit	7		1	4	1	1			
Fraud	48			20		3	8		
Embezzlement									
Stolen Property				2		1			
Vandalism	107	21	11	78	7	7	48	12	15
1998 TOTAL	393	44	41	211	16	27	122	20	22
1997 TOTAL	361	40	29	241	39	30	102	23	13
BEHAVIORAL CRIMES									
Weapon Laws	10	2	3	5	4	4	3	2	3
Prostitution				1					
Drug Laws	37	22	16	2		1	7	4	6
Gambling									
Crimes Against Family	5	1	2	1	1		2	1	1
D.U.I.	35	31	35	5	5	5	6	6	6
Liquor Laws	24	37	14	4	4	2	14	11	12
Disorderly Conduct	19	10	9	7	7	6	17	15	15
All Other	98	61	39	73	47	43	42	43	29
Curfew	3	3	3				1	1	1
Runaway Juveniles	11		2	11		9			
1998 TOTAL	242	167	123	109	68	70	92	83	73
1997 TOTAL	133	96	40	110	83	72	43	33	34
GRAND TOTAL	748	250	195	348	97	114	234	113	106
* Index Total	281	47	43	111	10	17	66	8	7
Traffic Crime	20	14	20	6	4	6	3		3
Fish and Game Laws				1	1	1			
Marine Violations									

**Ten months reported for 1998

Population 1998	Morrow County - O.L.C.C.			Morrow County - O.S.P.			Morrow County Totals 9,400		
	Offenses	Arrests	Cleared	Offenses	Arrests	Cleared*	Offenses	Arrests	Cleared
CRIME AGAINST PERSON									
Willful Murder*							0	0	0
Neg. Homicide							0	0	0
Forcible Rape*							5	1	1
Other Sex Crimes				1			18	3	8
Kidnapping							1	0	0
Robbery*							2	1	0
Aggravated Assault*				1			48	24	15
Simple Assault				4	1		93	34	35
1998 TOTAL	0	0	0	6	1		167	63	59
1997 TOTAL	0	0	0	6	1		172	98	63
CRIME AGAINST PROPERTY									
Burglary*							109	7	9
Larceny*				2			254	25	30
Motor Vehicle Theft*				1			39	7	12
Arson*				1			6	0	0
Forgery/Counterfeit							11	1	2
Fraud				1	1		77	1	3
Embezzlement							0	0	0
Stolen Property							2	0	1
Vandalism				2			235	40	33
1998 TOTAL	0	0	0	7	1		733	81	90
1997 TOTAL	0	0	0	5	0		709	102	72
BEHAVIORAL CRIMES									
Weapon Laws				1			19	8	10
Prostitution							1	0	0
Drug Laws				1			47	26	23
Gambling							0	0	0
Crimes Against Family				2			10	3	3
D.U.I.I				14	14		60	56	46
Liquor Laws				1			43	52	28
Disorderly Conduct				1			44	32	30
All Other				4			217	151	111
Curfew							4	4	4
Runaway Juveniles							22	0	11
1998 TOTAL	0	0	0	24	14		467	332	266
1997 TOTAL	0	0	0	11	7		297	219	146
GRAND TOTAL	0	0	0	37	16		1,367	476	415
* Index Total	0	0	0	5	0		463	65	67
Traffic Crime				7	7		36	25	29
Fish and Game Laws				114	114		115	115	1
Marine Violations				3	3		3	3	0

*Not available

Population 1998	Multnomah County Sheriff 34,655			Gresham PD 83,595			Portland PD 509,610			Portland Airport PD		
	Offenses	Arrests	Cleared	Offenses	Arrests	Cleared	Offenses	Arrests	Cleared	Offenses	Arrests	Cleared
CRIME AGAINST PERSON												
Willful Murder*							30	51	9			
Neg. Homicide							1	2				
Forcible Rape*	6	4	2	43	6	9	361	64	98			
Other Sex Crimes	37	2	10	171	20	27	974	142	255	1	1	1
Kidnapping	15	2	8	7	2		153	7	50			
Robbery*	7	5	3	117	36	38	1,641	375	387	2		1
Aggravated Assault*	102	22	57	260	127	135	4,681	386	1,831	2	2	2
Simple Assault	130	133	76	765	373	373	4,774	3,332	2,108	16	11	12
1998 TOTAL	297	168	156	1,363	564	582	12,615	4,359	4,738	21	14	16
1997 TOTAL	297	139	148	1,306	554	589	14,020	4,709	4,988	24	16	19
CRIME AGAINST PROPERTY												
Burglary*	150	17	13	769	83	101	6,768	431	375	5		
Larceny*	585	41	38	3,148	505	405	26,730	5,210	4,283	516	28	19
Motor Vehicle Theft*	115	28	23	815	103	80	6,123	644	462	51	10	18
Arson*	9	2	1	43	11	7	456	44	50			
Forgery/Counterfeit	46	6	6	377	97	123	3,330	760	965	13	7	7
Fraud	32		1	184	14	28	2,208	114	517	39	11	17
Embezzlement				50	5	25	406		151	6	2	6
Stolen Property	4	2	4	10	15	8	117	52	75	4	6	3
Vandalism	212	18	35	986	107	116	5,890	586	730	81	6	7
1998 TOTAL	1,153	114	121	6,382	940	893	52,028	7,841	7,608	715	70	77
1997 TOTAL	1,251	146	109	6,342	1,005	871	59,603	9,238	8,888	731	62	111
BEHAVIORAL CRIMES												
Weapon Laws	39	25	32	70	71	65	721	507	564	27	15	19
Prostitution	3	4	3	1			657	526	477	1		1
Drug Laws	384	164	243	452	527	434	6,089	4,792	4,401	57	52	53
Gambling							12	6	9			
Crimes Against Family	11		1	81	6	9	243	22	90	1	1	1
D.U.I.I	378	343	378	594	479	594	1,894	1,690	1,894	39	37	39
Liquor Laws	64	30	58	120	218	117	2,042	1,815	1,553	5	6	5
Disorderly Conduct	48	17	27	369	148	93	3,129	379	1,091	49	33	43
All Other	262	78	116	274	125	105	8,230	3,336	4,992	42	32	34
Curfew	23	7	23	189	138	189	1,277	913	1,277	3	1	3
Runaway Juveniles	63	2	30	411	161	375	2,854	518	2,752			
1998 TOTAL	1,275	670	911	2,561	1,873	1,981	27,148	14,504	19,100	224	177	198
1997 TOTAL	1,468	820	947	2,461	1,692	1,951	28,344	15,310	17,786	186	139	144
GRAND TOTAL	2,725	952	1,188	10,306	3,377	3,456	91,791	26,704	31,446	960	261	291
* Index Total	974	119	137	5,195	871	775	46,790	7,205	7,495	576	40	40
Traffic Crime	299	137	299	384	217	384	4,556	2,142	4,556	56	36	56
Fish and Game Laws												
Marine Violations				1	1	1						

Population 1998	Troutdale PD 14,040			Multnomah County - O.L.C.C.			Multnomah County - O.S.P.			Multnomah County Totals 641,900		
	Offenses	Arrests	Cleared	Offenses	Arrests	Cleared	Offenses	Arrests	Cleared*	Offenses	Arrests	Cleared
CRIME AGAINST PERSON												
Willful Murder*										27	51	9
Neg. Homicide										1	2	0
Forcible Rape*	1						5	1		416	75	109
Other Sex Crimes	9	1	1				32	5		1,224	171	294
Kidnapping	2	1	1				1			178	12	59
Robbery*	6	4	3							1,773	420	432
Aggravated Assault*	8	3	4				8	4		5,061	544	2,029
Simple Assault	61	41	43				20	10		5,766	3,900	2,612
1998 TOTAL	87	50	52	0	0	0	66	20		14,446	5,175	5,544
1997 TOTAL	116	57	68	0	0	0	54	32		15,817	5,507	5,812
CRIME AGAINST PROPERTY												
Burglary*	81	4	5				2			7,775	535	494
Larceny*	391	104	101				34	5		31,404	5,893	4,846
Motor Vehicle Theft*	49	5	10				53	13		7,206	803	593
Arson*	4						5	2		517	59	58
Forgery/Counterfeit	45	9	13				17	3		3,828	882	1,114
Fraud	40	4	7				5	1		2,508	144	570
Embezzlement	1	1	1							463	8	183
Stolen Property	5	4	5							140	79	95
Vandalism	161	12	17				6	1		7,336	730	905
1998 TOTAL	777	143	159	0	0	0	122	25		61,177	9,133	8,858
1997 TOTAL	799	98	110	0	0	0	90	24		68,816	10,573	10,089
BEHAVIORAL CRIMES												
Weapon Laws	16	15	16				17	13		890	646	696
Prostitution										662	530	481
Drug Laws	42	39	40				130	84		7,154	5,658	5,171
Gambling								1		12	7	9
Crimes Against Family	4	2	2				12	11		352	42	103
D.U.I.I	53	49	51				457	457		3,415	3,055	2,956
Liquor Laws	168	184	157	257	85	256	23	14		2,679	2,352	2,146
Disorderly Conduct	56	25	26	7		7	1	1		3,659	603	1,287
All Other	93	64	63	15	11	15	62	33		8,978	3,679	5,325
Curfew	46	27	46				6	3		1,544	1,089	1,538
Runaway Juveniles	40	6	30				1			3,369	687	3,187
1998 TOTAL	518	411	431	279	96	278	709	617		32,714	18,348	22,899
1997 TOTAL	483	308	405	318	106	316	743	676		34,003	19,051	21,549
GRAND TOTAL	1,382	604	642	279	96	278	897	662		108,337	32,656	37,301
* Index Total	540	120	123	0	0	0	107	25		54,179	8,380	8,570
Traffic Crime	79	57	79				204	204		5,578	2,793	5,374
Fish and Game Laws	1	1	1				344	344		345	345	1
Marine Violations							1	1		2	2	1

*Not available

Population 1998	Polk County Sheriff 32,155			Dallas PD 12,530			Falls City PD** 1,020		
	Offenses	Arrests	Cleared	Offenses	Arrests	Cleared	Offenses	Arrests	Cleared
CRIME AGAINST PERSON									
Willful Murder*	2	1	3						
Neg. Homicide									
Forcible Rape*	5	1	2	2	1	1			
Other Sex Crimes	13	7	6	19	19	17	4	1	4
Kidnapping	2		2						
Robbery*	2		1	5	4	5			
Aggravated Assault*	9	3	6	1			4	5	2
Simple Assault	77	41	49	138	72	126	30	13	21
1998 TOTAL	110	53	69	165	96	149	38	19	27
1997 TOTAL	161	90	118	170	78	143	0	0	0
CRIME AGAINST PROPERTY									
Burglary*	124	30	27	56	7	11	18	8	10
Larceny*	231	12	31	425	75	136	35	5	7
Motor Vehicle Theft*	32	9	11	21	3	6	3		1
Arson*	3	2	1	2		1	2	1	2
Forgery/Counterfeit	9	1	4	33	10	20	1		
Fraud	24	3	10	37	7	27	10	2	4
Embezzlement									
Stolen Property	3	1	2	3	2	2	3	1	2
Vandalism	170	16	26	259	25	89	57	3	14
1998 TOTAL	596	74	112	836	129	292	129	20	40
1997 TOTAL	844	133	177	953	148	422	0	0	0
BEHAVIORAL CRIMES									
Weapon Laws	7	5	6	6	1	6	2	1	2
Prostitution									
Drug Laws	47	38	33	61	37	60	6	7	6
Gambling									
Crimes Against Family	9	3	3	11	2	11	2	2	1
D.U.I.	74	70	74	125	123	125	4	2	4
Liquor Laws	16	16	11	84	109	82	7	5	4
Disorderly Conduct	7	3	2	53	24	53	8	6	5
All Other	994	79	58	716	152	695	128	38	21
Curfew	23	22	23	39	30	39	3	2	3
Runaway Juveniles	72	27	35	118	32	84	14	9	10
1998 TOTAL	1,249	263	245	1,213	510	1,155	174	72	56
1997 TOTAL	1,646	382	363	1,017	332	955	0	0	0
GRAND TOTAL	1,955	390	426	2,214	735	1,596	341	111	123
* Index Total	408	58	82	512	90	160	62	19	22
Traffic Crime	97	62	97	206	117	206	9	4	9
Fish and Game Laws	4		4						
Marine Violations									

**Began reporting in 1998

Population 1998	Polk County - O.L.C.C.			Polk County - O.S.P.			Polk County Totals 59,500		
	Offenses	Arrests	Cleared	Offenses	Arrests	Cleared*	Offenses	Arrests	Cleared
CRIME AGAINST PERSON									
Willful Murder*							2	2	3
Neg. Homicide							1	1	1
Forcible Rape*				1			21	5	5
Other Sex Crimes				6			86	38	37
Kidnapping							9	2	6
Robbery*							23	11	11
Aggravated Assault*				1	1		37	22	23
Simple Assault				3			450	242	353
1998 TOTAL	0	0	0	11	1		629	323	439
1997 TOTAL	0	0	0	11	3		682	362	494
CRIME AGAINST PROPERTY									
Burglary*							398	66	65
Larceny*				1	1		1,663	225	355
Motor Vehicle Theft*				2	2		128	29	28
Arson*				1	3		20	12	12
Forgery/Counterfeit				1	1		147	25	81
Fraud				2			169	19	63
Embezzlement							1	2	1
Stolen Property							21	19	17
Vandalism							1,054	101	264
1998 TOTAL	0	0	0	7	7		3,601	498	886
1997 TOTAL	0	0	0	7	2		3,755	570	1,144
BEHAVIORAL CRIMES									
Weapon Laws				1	1		32	18	27
Prostitution							2	0	0
Drug Laws				11	9		229	181	202
Gambling							0	0	0
Crimes Against Family				2	2		51	18	33
D.U.I.I				55	55		401	383	346
Liquor Laws	6		6				272	288	235
Disorderly Conduct							147	93	117
All Other	1		1	11	4		2,825	510	1,434
Curfew							133	113	133
Runaway Juveniles							303	130	204
1998 TOTAL	7	0	7	80	71		4,395	1,734	2,731
1997 TOTAL	9	0	9	64	65		4,613	1,800	2,838
GRAND TOTAL	7	0	7	98	79		8,625	2,555	4,056
* Index Total	0	0	0	6	7		2,292	372	502
Traffic Crime				45	45		608	371	563
Fish and Game Laws				35	35		39	35	4
Marine Violations							0	0	0

*Not available

Population 1998	Sherman County Sheriff 1,900			Sherman County - O.L.C.C.			Sherman County - O.S.P.			Sherman County Totals 1,900		
	Offenses	Arrests	Cleared	Offenses	Arrests	Cleared	Offenses	Arrests	Cleared*	Offenses	Arrests	Cleared
CRIME AGAINST PERSON												
Willful Murder*										0	0	0
Neg. Homicide										0	0	0
Forcible Rape*										0	0	0
Other Sex Crimes	1	1	1				1			2	1	1
Kidnapping							1			1	0	0
Robbery*										0	0	0
Aggravated Assault*							1	2		1	2	0
Simple Assault	10	8	8				7	4		17	12	8
1998 TOTAL	11	9	9	0	0	0	10	6		21	15	9
1997 TOTAL	15	14	14	0	0	0	7	3		22	17	14
CRIME AGAINST PROPERTY												
Burglary*	12	5	3				2			14	5	3
Larceny*	29	2	2				6	2		35	4	2
Motor Vehicle Theft*	4	1	1				1	1		5	2	1
Arson*							1			1	0	0
Forgery/Counterfeit	8	3	2				2	1		10	4	2
Fraud	5	1	1				2	2		7	3	1
Embezzlement										0	0	0
Stolen Property										0	0	0
Vandalism	12	6	2				2			14	6	2
1998 TOTAL	70	18	11	0	0	0	16	6		86	24	11
1997 TOTAL	67	13	12	0	0	0	9	0		76	13	12
BEHAVIORAL CRIMES												
Weapon Laws	1	2	1				1	2		2	4	1
Prostitution										0	0	0
Drug Laws	3	6	3				15	13		18	19	3
Gambling										0	0	0
Crimes Against Family	1						1	1		2	1	0
D.U.I.I	8	8	8				18	18		26	26	8
Liquor Laws	2	2	2				7	8		9	10	2
Disorderly Conduct	2	1	1				1	1		3	2	1
All Other	17	15	12				7	4		24	19	12
Curfew	1	1	1				1	1		2	2	1
Runaway Juveniles	2	3					1			3	3	0
1998 TOTAL	37	38	28	0	0	0	52	48		89	86	28
1997 TOTAL	40	29	36	0	0	0	22	19		62	48	36
GRAND TOTAL	118	65	48	0	0	0	78	60		196	125	48
* Index Total	45	8	6	0	0	0	11	5		56	13	6
Traffic Crime	9	4	9				14	14		23	18	9
Fish and Game Laws							29	29		29	29	0
Marine Violations							2	2		2	2	0

*Not available

Population 1998	Tillamook County Sheriff 16,690			Garibaldi PD** 970			Manzanita PD 795			Rockaway Beach PD 1,235		
	Offenses	Arrests	Cleared	Offenses	Arrests	Cleared	Offenses	Arrests	Cleared	Offenses	Arrests	Cleared
CRIME AGAINST PERSON												
Willful Murder*												
Neg. Homicide												
Forcible Rape*	2	1	1									
Other Sex Crimes	17	11	12	1	1	1				2		
Kidnapping	1	1	1									
Robbery*	2		1	1	1	1	1	1	1			
Aggravated Assault*	23	15	19	9	7	7				1		
Simple Assault	101	63	61	3	4	2	2	3		11	11	10
1998 TOTAL	146	91	95	14	13	11	3	4	1	14	11	10
1997 TOTAL	175	128	117	9	8	9	3	2	0	21	22	19
CRIME AGAINST PROPERTY												
Burglary*	133	17	19	11	3	8	11			20	9	8
Larceny*	184	29	23	15	3	12	17		3	47	15	13
Motor Vehicle Theft*	33	8	8	3		3				4	1	2
Arson*				1	1	1						
Forgery/Counterfeit	31	2	5	3		2	2			7	5	3
Fraud	14			5	2	4	1					
Embezzlement				1	1	1						
Stolen Property		2										
Vandalism	113	21	11	11	6	8	8	2	1	14	3	3
1998 TOTAL	508	79	66	50	16	39	39	2	4	92	33	29
1997 TOTAL	397	61	56	42	23	16	41	8	6	94	27	29
BEHAVIORAL CRIMES												
Weapon Laws	15	12	12	3	1	1						
Prostitution												
Drug Laws	37	33	26	6	5	3				5	6	5
Gambling												
Crimes Against Family	10	5	3	14	6	11	2			1	1	1
D.U.I.	122	121	122	2	2	2	9	9	9	7	7	7
Liquor Laws	91	142	86	3		2	2		2	5	7	5
Disorderly Conduct	15	19	10	9	3	6	3	3		5	4	4
All Other	202	104	104	45	21	31	4	1	1	24	18	17
Curfew				1		1						
Runaway Juveniles	32	5	17	1		1				2	2	2
1998 TOTAL	524	441	380	84	38	58	20	13	12	49	45	41
1997 TOTAL	498	386	358	31	45	28	19	21	15	78	90	71
GRAND TOTAL	1,178	611	541	148	67	108	62	19	17	155	89	80
* Index Total	377	70	71	40	15	32	29	1	4	72	25	23
Traffic Crime	47	22	47	7	2	7	2	2	2	5	4	5
Fish and Game Laws												
Marine Violations												

**Eleven months reported for 1998

	Tillamook PD 4,310			Tillamook County - O.L.C.C.			Tillamook County - O.S.P.			Tillamook County Totals 24,000		
	Offenses	Arrests	Cleared	Offenses	Arrests	Cleared	Offenses	Arrests	Cleared*	Offenses	Arrests	Cleared
Population 1998												
CRIME AGAINST PERSON												
Willful Murder*										0	0	0
Neg. Homicide										0	0	0
Forcible Rape*							2			4	1	1
Other Sex Crimes	12	11	10				14	3		46	26	23
Kidnapping										1	1	1
Robbery*										4	2	3
Aggravated Assault*	3	3	3				6	6		42	31	29
Simple Assault	75	63	53				26	22		218	166	126
1998 TOTAL	90	77	66	0	0	0	48	31		315	227	183
1997 TOTAL	78	59	57	0	0	0	39	22		325	241	202
CRIME AGAINST PROPERTY												
Burglary*	27	8	6				10	3		212	40	41
Larceny*	189	60	50				31	9		483	116	101
Motor Vehicle Theft*	16	7	8				4	2		60	18	21
Arson*	2						1			4	1	1
Forgery/Counterfeit	40	4	6				5	4		88	15	16
Fraud	14	3	2				5	1		39	6	6
Embezzlement										1	1	1
Stolen Property								1		0	3	0
Vandalism	102	26	18				8	6		256	64	41
1998 TOTAL	390	108	90	0	0	0	64	26		1,143	264	228
1997 TOTAL	266	96	74	0	0	0	65	22		905	237	181
BEHAVIORAL CRIMES												
Weapon Laws	7	10	7				10	10		35	33	20
Prostitution										0	0	0
Drug Laws	19	33	19				96	89		163	166	53
Gambling										0	0	0
Crimes Against Family	3	2	2				3	3		33	17	17
D.U.I.I	87	86	87				99	99		326	324	227
Liquor Laws	68	117	61	25	5	25	65	78		259	349	181
Disorderly Conduct	63	41	25				8	7		103	77	45
All Other	123	147	95				72	53		470	344	248
Curfew	7	5	7							8	5	8
Runaway Juveniles	3	6	1				3	3		41	16	21
1998 TOTAL	380	447	304	25	5	25	356	342		1,438	1,331	820
1997 TOTAL	298	407	281	3	0	3	301	268		1,228	1,217	756
GRAND TOTAL	860	632	460	25	5	25	468	399		2,896	1,822	1,231
* Index Total	237	78	67	0	0	0	54	20		809	209	197
Traffic Crime	7	5	7				53	53		121	88	68
Fish and Game Laws							310	310		310	310	0
Marine Violations							1	1		1	1	0

*Not available

Population 1998	Stanfield PD 1,820			Umatilla PD 3,515			Umatilla Tribal PD**		
	Offenses	Arrests	Cleared	Offenses	Arrests	Cleared	Offenses	Arrests	Cleared
CRIME AGAINST PERSON									
Willful Murder*									
Neg. Homicide									
Forcible Rape*				1		1			
Other Sex Crimes	3	3		6	1	4	10		
Kidnapping							2		
Robbery*	1								
Aggravated Assault*	1	3		1			11	6	7
Simple Assault	6	10		35	27	16	84	39	38
1998 TOTAL	11	16	0	43	28	21	107	45	45
1997 TOTAL	11	18	3	77	55	51	82	36	38
CRIME AGAINST PROPERTY									
Burglary*	13	2	2	47	2	2	37	5	6
Larceny*	22	4	2	179	12	15	84	6	13
Motor Vehicle Theft*	5	4	1	25	10	6	10	4	8
Arson*				1					
Forgery/Counterfeit		2		4	2	1	6	1	1
Fraud		1		15	3	1	5	1	2
Embezzlement					1				
Stolen Property				6	3	2			
Vandalism	31			155	10	7	81	11	14
1998 TOTAL	71	13	5	432	43	34	223	28	44
1997 TOTAL	79	16	6	430	47	38	256	35	36
BEHAVIORAL CRIMES									
Weapon Laws		3		13	5	6	3	2	2
Prostitution									
Drug Laws		7		16	18	14	10	6	5
Gambling									
Crimes Against Family	1	1		5	2		6		4
D.U.I.I	18	17	18	49	46	49	51	48	51
Liquor Laws	1	17		9	11	8	42	34	30
Disorderly Conduct		1		4	4	1	17	6	8
All Other	20	23		17	6	6	72	19	24
Curfew	9	9	9	5	5	5	12	3	12
Runaway Juveniles		2		10	6	7	36		15
1998 TOTAL	49	80	27	128	103	96	249	118	151
1997 TOTAL	43	90	37	181	144	150	357	210	237
GRAND TOTAL	131	109	32	603	174	151	579	191	240
* Index Total	42	13	5	254	24	24	142	21	34
Traffic Crime	7	6	7	39	31	39	25	16	25
Fish and Game Laws							2	2	2
Marine Violations									

**Eleven months reported for 1998

Population 1998	Umatilla County - O.L.C.C.			Umatilla County - O.S.P.			Umatilla County Totals 67,100		
	Offenses	Arrests	Cleared	Offenses	Arrests	Cleared*	Offenses	Arrests	Cleared
CRIME AGAINST PERSON									
Willful Murder*							2	2	2
Neg. Homicide							0	0	0
Forcible Rape*				5			20	6	5
Other Sex Crimes				19	2		138	31	22
Kidnapping				1			12	2	2
Robbery*				2			18	11	3
Aggravated Assault*				34	2		82	42	29
Simple Assault				45	3		763	515	383
1998 TOTAL	0	0	0	106	7		1,035	609	446
1997 TOTAL	0	0	0	65	20		976	556	554
CRIME AGAINST PROPERTY									
Burglary*				16	1		685	112	55
Larceny*				41	1		2,134	411	244
Motor Vehicle Theft*				29	1		288	79	53
Arson*				2	2		24	11	9
Forgery/Counterfeit				7			173	67	23
Fraud				4	1		139	19	11
Embezzlement							9	3	0
Stolen Property				1			9	7	2
Vandalism				21	1		1,545	152	121
1998 TOTAL	0	0	0	121	7		5,006	861	518
1997 TOTAL	0	0	0	116	34		4,591	828	662
BEHAVIORAL CRIMES									
Weapon Laws				29	6		93	56	32
Prostitution				1			1	0	0
Drug Laws				47	25		194	222	94
Gambling							0	0	0
Crimes Against Family				16	5		109	34	18
D.U.I.I				204	204		872	824	668
Liquor Laws	5		5	12	3		335	492	266
Disorderly Conduct				6			822	278	279
All Other				62	8		2,088	595	720
Curfew				1			385	295	384
Runaway Juveniles				1			274	44	136
1998 TOTAL	5	0	5	379	251		5,173	2,840	2,597
1997 TOTAL	15	15	15	271	224		4,902	2,672	2,745
GRAND TOTAL	5	0	5	606	265		11,214	4,310	3,561
* Index Total	0	0	0	129	7		3,253	674	400
Traffic Crime				95	95		410	296	315
Fish and Game Laws				186	186		188	188	2
Marine Violations				2	2		2	2	0

*Not available

Population 1998	Union County - O.L.C.C.			Union County - O.S.P.			Union County Totals 24,400		
	Offenses	Arrests	Cleared	Offenses	Arrests	Cleared*	Offenses	Arrests	Cleared
CRIME AGAINST PERSON									
Willful Murder*							0	0	0
Neg. Homicide							0	0	0
Forcible Rape*				1	1		9	3	3
Other Sex Crimes				20	4		51	15	15
Kidnapping							0	0	0
Robbery*				1	2		7	8	5
Aggravated Assault*				4	1		16	13	9
Simple Assault				15	3		134	101	94
1998 TOTAL	0	0	0	41	11		217	140	126
1997 TOTAL	0	0	0	24	11		227	174	151
CRIME AGAINST PROPERTY									
Burglary*				16	8		158	55	31
Larceny*				13	4		565	149	170
Motor Vehicle Theft*				15	8		45	18	15
Arson*					4		4	5	1
Forgery/Counterfeit				4	3		46	30	21
Fraud				8	2		79	35	37
Embezzlement							0	0	0
Stolen Property				1			6	5	5
Vandalism				2	1		251	49	54
1998 TOTAL	0	0	0	59	30		1,154	346	334
1997 TOTAL	0	0	0	47	15		1,481	345	350
BEHAVIORAL CRIMES									
Weapon Laws				7	8		23	23	15
Prostitution							0	0	0
Drug Laws				16	14		88	98	66
Gambling							0	0	0
Crimes Against Family				11	7		30	14	5
D.U.I.I				57	57		167	168	110
Liquor Laws	10		10	29	20		119	166	89
Disorderly Conduct							33	28	25
All Other				27	18		281	262	225
Curfew							27	19	27
Runaway Juveniles					1		71	28	65
1998 TOTAL	10	0	10	147	125		839	806	627
1997 TOTAL	6	0	6	98	80		800	737	611
GRAND TOTAL	10	0	10	247	166		2,210	1,292	1,087
* Index Total	0	0	0	50	28		804	251	234
Traffic Crime				29	29		100	74	71
Fish and Game Laws				83	83		83	83	0
Marine Violations							0	0	0

*Not available

Population 1998	Wallowa County - O.S.P.			Wallowa County Totals 7,200		
	Offenses	Arrests	Cleared*	Offenses	Arrests	Cleared
CRIME AGAINST PERSON						
Willful Murder*				0	0	0
Neg. Homicide				0	0	0
Forcible Rape*				0	0	0
Other Sex Crimes	2			5	2	2
Kidnapping				0	0	0
Robbery*				0	0	0
Aggravated Assault*				1	0	0
Simple Assault				46	38	35
1998 TOTAL	2	0		52	40	37
1997 TOTAL	6	2		52	41	40
CRIME AGAINST PROPERTY						
Burglary*				30	12	6
Larceny*	4	3		85	10	9
Motor Vehicle Theft*	1	1		11	5	4
Arson*	1	1		3	2	1
Forgery/Counterfeit				9	1	2
Fraud				55	8	24
Embezzlement				0	0	0
Stolen Property				1	3	1
Vandalism	1			44	13	14
1998 TOTAL	7	5		238	54	61
1997 TOTAL	4	3		228	49	48
BEHAVIORAL CRIMES						
Weapon Laws				8	6	5
Prostitution				0	0	0
Drug Laws	1			21	23	17
Gambling	1	1		1	1	0
Crimes Against Family	1			7	0	0
D.U.I.I	8	8		38	33	30
Liquor Laws	6	6		58	74	52
Disorderly Conduct	1	1		8	4	6
All Other	6	2		90	62	50
Curfew	1	2		5	5	4
Runaway Juveniles				2	0	0
1998 TOTAL	25	20		238	208	164
1997 TOTAL	25	24		225	185	153
GRAND TOTAL	34	25		528	302	262
* Index Total	6	5		130	29	20
Traffic Crime	2	2		10	4	6
Fish and Game Laws	57	57		57	57	0
Marine Violations				0	0	0

*Not available

Population 1998	Wasco County - O.S.P.			Wasco County Totals 22,600		
	Offenses	Arrests	Cleared*	Offenses	Arrests	Cleared
CRIME AGAINST PERSON						
Willful Murder*				2	1	1
Neg. Homicide				1	1	1
Forcible Rape*	7	3		12	4	1
Other Sex Crimes	18	4		54	19	20
Kidnapping	2			9	2	5
Robbery*				14	8	4
Aggravated Assault*	5	4		34	23	21
Simple Assault	13	5		214	142	171
1998 TOTAL	45	16		340	200	224
1997 TOTAL	21	14		370	225	244
CRIME AGAINST PROPERTY						
Burglary*	4			202	49	50
Larceny*	24	9		864	209	191
Motor Vehicle Theft*	9	10		95	35	24
Arson*	3	4		16	9	4
Forgery/Counterfeit	14	12		85	39	39
Fraud	2			78	33	43
Embezzlement				0	0	0
Stolen Property	2	1		2	2	0
Vandalism	7	2		503	61	77
1998 TOTAL	65	38		1,845	437	428
1997 TOTAL	22	8		1,717	372	337
BEHAVIORAL CRIMES						
Weapon Laws	25	20		45	36	18
Prostitution				0	0	0
Drug Laws	145	116		288	252	123
Gambling				0	0	0
Crimes Against Family	11	6		32	10	14
D.U.I.I	176	176		440	425	264
Liquor Laws	56	52		231	324	164
Disorderly Conduct	6	5		114	85	78
All Other	33	14		455	205	248
Curfew	1	2		142	104	141
Runaway Juveniles	2	2		181	43	150
1998 TOTAL	455	393		1,928	1,484	1,200
1997 TOTAL	285	271		1,540	1,247	922
GRAND TOTAL	565	447		4,113	2,121	1,852
* Index Total	52	30		1,239	338	296
Traffic Crime	83	83		296	231	213
Fish and Game Laws	104	104		104	104	0
Marine Violations	4	4		4	4	0

*Not available

Population 1998	Washington County Sheriff 167,165			Banks PD** 845			Beaverton PD 68,050			Cornelius PD 8,170		
	Offenses	Arrests	Cleared	Offenses	Arrests	Cleared	Offenses	Arrests	Cleared	Offenses	Arrests	Cleared
CRIME AGAINST PERSON												
Willful Murder*	4	3	3				4	3	3	3	2	2
Neg. Homicide	1	1										
Forcible Rape*	31	13	18				30	5	9	6	2	1
Other Sex Crime	187	48	109				96	18	32	32	6	13
Kidnapping	28	4	8				10			4		2
Robbery*	69	40	17	1			50	24	22	6	2	2
Aggravated Assault*	107	77	57				101	38	68	34	23	23
Simple Assault	621	467	465	3	2	2	334	247	224	77	47	51
1998 TOTAL	1,048	653	677	4	2	2	625	335	358	162	82	94
1997 TOTAL	1,053	598	701	N/A	N/A	N/A	654	428	398	135	89	85
CRIME AGAINST PROPERTY												
Burglary*	838	125	95	2			396	41	43	57	12	5
Larceny*	3,846	497	428	6			2,346	596	452	296	110	84
Motor Vehicle Theft*	543	129	120	2	1	1	310	42	50	29	11	6
Arson*	21	8	3				19	9	8	3	1	1
Forgery/Counterfeit	195	53	50	1	1	1	315	153	151	31	8	6
Fraud	240	25	54				175	31	71	27	4	6
Embezzlement	1		1				54		32	4	2	1
Stolen Property	8	7	6				12	23	12	9	9	6
Vandalism	1,294	111	155				609	91	94	142	8	13
1998 TOTAL	6,986	955	912	11	2	2	4,236	986	913	598	165	128
1997 TOTAL	7,228	934	1,050	N/A	N/A	N/A	4,453	1,156	1,063	664	218	208
BEHAVIORAL CRIMES												
Weapon Laws	83	47	57				39	28	38	17	7	17
Prostitution		1					2	2	2	1		
Drug Laws	281	224	211				289	277	287	40	22	39
Gambling												
Crimes Against Family	52	29	24				17	6	11	6	2	2
D.U.I.I	721	643	721				356	339	356	60	55	60
Liquor Laws	230	266	220	1		1	219	263	210	43	60	39
Disorderly Conduct	756	238	353	1		1	164	54	129	62	33	47
All Other	656	327	296	2	1	1	458	333	317	72	33	45
Curfew	183	120	182	5	4	5	293	235	292	13	6	13
Runaway Juveniles	666	76	609	1		1	256	88	245	108	19	96
1998 TOTAL	3,628	1,971	2,673	10	5	9	2,093	1,625	1,887	422	237	358
1997 TOTAL	3,604	1,757	2,729	N/A	N/A	N/A	2,159	1,664	1,983	423	281	339
GRAND TOTAL	11,662	3,579	4,262	25	9	13	6,954	2,946	3,158	1,182	484	580
* Index Total	5,459	892	741	11	1	1	3,256	758	655	434	163	124
Traffic Crime	744	354	744				674	428	674	96	58	96
Fish and Game Laws												
Marine Violations	3	3	3									

**Six months reported for 1998

Population 1998	Forest Grove PD 16,170			Gaston PD** 615			Hillsboro PD 65,110			King City PD** 2,125		
	Offenses	Arrests	Cleared	Offenses	Arrests	Cleared	Offenses	Arrests	Cleared*	Offenses	Arrests	Cleared
CRIME AGAINST PERSON												
Willful Murder*							1		1			
Neg. Homicide												
Forcible Rape*	6		3				18	1	4			
Other Sex Crimes	44	10	36				125	18	48			
Kidnapping	6	4	5				29	15	18			
Robbery*	12	2	4				58	28	24	2		
Aggravated Assault*	15	4	4				121	65	70			
Simple Assault	101	54	84	2	4	2	378	258	285	1	1	
1998 TOTAL	184	74	136	2	4	2	730	385	450	3	1	0
1997 TOTAL	203	113	149	N/A	N/A	N/A	596	350	0	4	1	0
CRIME AGAINST PROPERTY												
Burglary*	129	18	29	6			461	52	62	7		
Larceny*	639	144	141	13		2	1,924	466	427	15	7	
Motor Vehicle Theft*	69	18	20	1	1		309	53	55	1		
Arson*	11	4	4	1			40	19	12			
Forgery/Counterfeit	58	26	28				304	127	134			
Fraud	53	9	19	1			141	28	34	2		
Embezzlement												
Stolen Property							42	22	30			
Vandalism	272	46	52	9	1	1	699	83	81	16		
1998 TOTAL	1,231	265	293	31	2	3	3,920	850	835	41	7	0
1997 TOTAL	1,549	280	379	N/A	N/A	N/A	4,186	878	0	48	6	0
BEHAVIORAL CRIMES												
Weapon Laws	22	22	21				64	46	62	1		
Prostitution							3	1	3			
Drug Laws	66	56	60				224	211	220		1	
Gambling												
Crimes Against Family	9	2	6	1			30	6	7			
D.U.I.I	149	145	147	4	4	4	416	361	414	9	9	9
Liquor Laws	110	182	110				283	243	286		5	
Disorderly Conduct	170	86	128		1		71	55	54	1	3	
All Other	137	94	81	5		4	1,023	581	712	2	1	
Curfew	92	66	91	2	2	2	101	148	100			
Runaway Juveniles	158	27	146				307	100	270			
1998 TOTAL	913	680	790	12	7	10	2,522	1,752	2,128	13	19	9
1997 TOTAL	920	611	667	N/A	N/A	N/A	2,445	1,649	0	5	7	4
GRAND TOTAL	2,328	1,019	1,219	45	13	15	7,172	2,987	3,413	57	27	9
* Index Total	881	190	205	21	1	2	2,932	684	655	25	7	0
Traffic Crime	128	90	128	3	2	3	676	206	388	5	5	5
Fish and Game Laws												
Marine Violations												

**Ten months reported for 1998

*Not available for 1997

**Eleven months reported for 1998

Population 1998	North Plains PD** 1,760			Sherwood PD 9,600			Tigard PD 37,200			Tualatin PD 21,405		
	Offenses	Arrests	Cleared	Offenses	Arrests	Cleared	Offenses	Arrests	Cleared	Offenses	Arrests	Cleared
CRIME AGAINST PERSON												
Willful Murder*							1	3		1	1	1
Neg. Homicide												
Forcible Rape*				1	1	1	15	3	8	3	1	1
Other Sex Crimes	1			8	2	1	41	7	15	31	5	6
Kidnapping							9		5	1		
Robbery*	3	2	2	1			51	18	20	20	9	9
Aggravated Assault*	1		1	1	1	1	53	24	37	18	7	6
Simple Assault	7	3	4	41	33	26	253	239	199	93	60	52
1998 TOTAL	12	5	7	52	37	29	423	294	284	167	83	75
1997 TOTAL	10	5	6	51	37	32	403	245	251	176	87	76
CRIME AGAINST PROPERTY												
Burglary*	6			40	7	5	316	14	26	142	7	5
Larceny*	22		1	196	22	21	2,266	893	835	886	152	126
Motor Vehicle Theft*	9	6	4	16	8	7	196	7	29	107	14	12
Arson*							12	3	2	4		
Forgery/Counterfeit	5	1	2	29	2	2	272	54	112	35	7	7
Fraud	2			8	3	3	152	26	55	20	4	4
Embezzlement							46		46	2		
Stolen Property							20	7	18		1	
Vandalism	5			118	15	15	501	54	97	288	10	7
1998 TOTAL	49	7	7	407	57	53	3,781	1,058	1,220	1,484	195	161
1997 TOTAL	58	11	9	356	55	38	4,079	1,276	1,367	1,774	246	224
BEHAVIORAL CRIMES												
Weapon Laws	1	1	1	3	2	2	25	11	23	6	11	4
Prostitution							2		2			
Drug Laws	7	4	5	32	17	14	122	62	101	42	38	23
Gambling												
Crimes Against Family				4	2	1	19	7	12	16	2	2
D.U.I.I	24	23	24	59	58	59	174	158	174	78	78	78
Liquor Laws	2	2	1	40	59	31	42	35	43	46	108	44
Disorderly Conduct	8	4	5	6	3	4	178	21	139	5	9	5
All Other	6	3	3	101	56	36	202	64	118	132	73	53
Curfew	18	16	18	33	27	33	33	22	32	14	6	14
Runaway Juveniles	7	1	4	19	5	11	151	43	84	83	24	58
1998 TOTAL	73	54	61	297	229	191	948	423	728	422	349	281
1997 TOTAL	54	35	48	298	260	184	968	434	723	512	383	324
GRAND TOTAL	134	66	75	756	323	273	5,152	1,775	2,232	2,073	627	517
* Index Total	41	8	8	255	39	35	2,910	965	957	1,181	191	160
Traffic Crime	24	13	24	77	60	77	184	112	184	48	33	48
Fish and Game Laws												
Marine Violations												

**Ten months reported for 1998

Population 1998	Washington County - O.L.C.C.			Washington County - O.S.P.			Washington County Totals 397,600		
	Offenses	Arrests	Cleared	Offenses	Arrests	Cleared*	Offenses	Arrests	Cleared
CRIME AGAINST PERSON									
Willful Murder*							14	12	10
Neg. Homicide							1	1	0
Forcible Rape*							110	26	45
Other Sex Crimes				12	2		577	116	260
Kidnapping							87	23	38
Robbery*							272	125	100
Aggravated Assault*				4	1		455	240	267
Simple Assault				11	5		1,919	1,418	1,392
1998 TOTAL	0	0	0	27	8		3,435	1,961	2,112
1997 TOTAL	0	0	0	28	14		3,313	1,967	1,698
CRIME AGAINST PROPERTY									
Burglary*				3			2,401	276	270
Larceny*				14	2		12,463	2,889	2,517
Motor Vehicle Theft*				8	5		1,598	294	303
Arson*				3	4		114	48	30
Forgery/Counterfeit				5	1		1,249	432	492
Fraud				4	1		825	131	246
Embezzlement							107	2	80
Stolen Property				1			92	69	72
Vandalism				4	3		3,957	422	515
1998 TOTAL	0	0	0	42	16		22,806	4,563	4,525
1997 TOTAL	0	0	0	49	11		24,444	5,071	4,338
BEHAVIORAL CRIMES									
Weapon Laws				5	4		266	179	225
Prostitution							8	4	7
Drug Laws				15	8		1,118	920	960
Gambling							0	0	0
Crimes Against Family				11	10		165	66	65
D.U.I.I				101	101		2,151	1,974	2,046
Liquor Laws	124	11	124	5	4		1,144	1,238	1,108
Disorderly Conduct				2	1		1,423	508	864
All Other	2	1	2	20	7		2,816	1,573	1,667
Curfew							782	648	777
Runaway Juveniles							1,755	383	1,523
1998 TOTAL	126	12	126	159	135		11,628	7,493	9,242
1997 TOTAL	34	10	34	138	130		11,560	7,221	7,035
GRAND TOTAL	126	12	126	228	159		37,869	14,017	15,879
* Index Total	0	0	0	32	12		17,427	3,910	3,542
Traffic Crime				67	67		2,726	1,428	2,371
Fish and Game Laws				104	104		104	104	0
Marine Violations							3	3	3

*Not available

Population 1998	Wheeler County Sheriff 1,600			Wheeler County - O.L.C.C.			Wheeler County - O.S.P.			Wheeler County Totals 1,600		
	Offenses	Arrests	Cleared	Offenses	Arrests	Cleared	Offenses	Arrests	Cleared*	Offenses	Arrests	Cleared
CRIME AGAINST PERSON												
Willful Murder*										0	0	0
Neg. Homicide										0	0	0
Forcible Rape*		1								0	1	0
Other Sex Crimes	6	1	1							6	1	1
Kidnapping										0	0	0
Robbery*										0	0	0
Aggravated Assault*	7						1			8	0	0
Simple Assault	4		2							4	0	2
1998 TOTAL	17	2	3	0	0	0	1	0		18	2	3
1997 TOTAL	15	2	2	0	0	0	2	2		17	4	2
CRIME AGAINST PROPERTY												
Burglary*	14	3								14	3	0
Larceny*	5							1		5	1	0
Motor Vehicle Theft*		1								0	1	0
Arson*										0	0	0
Forgery/Counterfeit	2									2	0	0
Fraud	1									1	0	0
Embezzlement										0	0	0
Stolen Property										0	0	0
Vandalism	10	1								10	1	0
1998 TOTAL	32	5	0	0	0	0	0	1		32	6	0
1997 TOTAL	47	2	1	0	0	0	5	0		52	2	1
BEHAVIORAL CRIMES												
Weapon Laws	1						1	1		2	1	0
Prostitution										0	0	0
Drug Laws	2						1	1		3	1	0
Gambling										0	0	0
Crimes Against Family	7									7	0	0
D.U.I.I	9	9	9				3	3		12	12	9
Liquor Laws	4	2					14	12		18	14	0
Disorderly Conduct	2									2	0	0
All Other	19	3					6	5		25	8	0
Curfew										0	0	0
Runaway Juveniles	1									1	0	0
1998 TOTAL	45	14	9	0	0	0	25	22		70	36	9
1997 TOTAL	50	15	8	0	0	0	11	8		61	23	8
GRAND TOTAL	94	21	12	0	0	0	26	23		120	44	12
* Index Total	26	5	0	0	0	0	1	1		27	6	0
Traffic Crime	1	1	1				5	5		6	6	1
Fish and Game Laws	8	8	8				28	28		36	36	8
Marine Violations										0	0	0

*Not available

Population 1998	Yamhill County Sheriff 33,730			Amity PD** 1,315			Carlton PD** 1,525			Dundee PD** 2,735		
	Offenses	Arrests	Cleared	Offenses	Arrests	Cleared	Offenses	Arrests	Cleared	Offenses	Arrests	Cleared
CRIME AGAINST PERSON												
Willful Murder*	1	1	1									
Neg. Homicide												
Forcible Rape*	16	1	6									
Other Sex Crimes	43	25	19								2	
Kidnapping	5	1	2									
Robbery*	4	1										
Aggravated Assault*	26	5	15									
Simple Assault	209	133	162	1	1	1	10	6	10		4	
1998 TOTAL	304	167	205	1	1	1	10	6	10	0	6	0
1997 TOTAL	351	197	243	N/A	N/A	N/A	6	4	4	0	8	0
CRIME AGAINST PROPERTY												
Burglary*	187	32	28	3	4	1				4	2	
Larceny*	564	59	77	4			3		3	9	2	1
Motor Vehicle Theft*	85	28	17		3							
Arson*	7	2	3									
Forgery/Counterfeit	36	8	9				1		1			
Fraud	38	6	16		2							
Embezzlement												
Stolen Property	10	9	5									
Vandalism	333	42	80	2		2	2		2			
1998 TOTAL	1,260	186	235	9	9	3	6	0	6	13	4	1
1997 TOTAL	1,481	279	318	N/A	N/A	N/A	10	4	5	5	0	0
BEHAVIORAL CRIMES												
Weapon Laws	13	4	7				1	1	1			
Prostitution												
Drug Laws	45	38	40	1	4	1	3	3	3			
Gambling												
Crimes Against Family	27		7				1		1			
D.U.I.	179	174	179	3	3	3	5	3	5	24	24	24
Liquor Laws	91	164	92		4		4	2	4			
Disorderly Conduct	25	21	18	2	1	1	2	1	2			
All Other	332	206	141	2	1	2	16		16			
Curfew	28	21	28	5	4	5						
Runaway Juveniles	120	8	40	10	3	5						
1998 TOTAL	860	636	552	23	20	17	32	10	32	24	24	24
1997 TOTAL	1,164	807	740	N/A	N/A	N/A	5	5	5	60	60	60
GRAND TOTAL	2,424	989	992	33	30	21	48	16	48	37	34	25
* Index Total	890	129	147	7	7	1	3	0	3	13	4	1
Traffic Crime	127	76	127	3	3	3	5	3	5	13	11	13
Fish and Game Laws	2		2									
Marine Violations												

**Three months reported for 1998

**Seven months reported for 1998

**Eleven months reported for 1998

Population 1998	Yamhill County - O.L.C.C.			Yamhill County - O.S.P.			Yamhill County Totals 81,900		
	Offenses	Arrests	Cleared	Offenses	Arrests	Cleared*	Offenses	Arrests	Cleared
CRIME AGAINST PERSON									
Willful Murder*							2	2	2
Neg. Homicide							0	0	0
Forcible Rape*							44	5	23
Other Sex Crimes				2			159	65	73
Kidnapping				1			14	3	7
Robbery*							21	10	10
Aggravated Assault*							131	16	100
Simple Assault				2	1		525	380	421
1998 TOTAL	0	0	0	5	1		896	481	636
1997 TOTAL	0	0	0	6	0		894	462	640
CRIME AGAINST PROPERTY									
Burglary*							452	70	89
Larceny*				4	2		2,517	426	869
Motor Vehicle Theft*				1			230	73	75
Arson*				2			28	14	12
Forgery/Counterfeit				1			172	42	66
Fraud				1			267	38	133
Embezzlement							0	0	0
Stolen Property							17	15	12
Vandalism							1,294	161	533
1998 TOTAL	0	0	0	9	2		4,977	839	1,789
1997 TOTAL	0	0	0	28	7		5,560	1,086	2,050
BEHAVIORAL CRIMES									
Weapon Laws				2	2		54	28	43
Prostitution							0	0	0
Drug Laws				15	9		200	132	169
Gambling							0	0	0
Crimes Against Family				5	4		173	9	109
D.U.I.I				38	38		521	486	483
Liquor Laws	17	1	17	2	2		369	472	363
Disorderly Conduct							79	67	67
All Other		1		3	4		1,905	777	1,510
Curfew							216	163	216
Runaway Juveniles				1			397	37	271
1998 TOTAL	17	2	17	66	59		3,914	2,171	3,231
1997 TOTAL	5	0	5	58	55		4,214	2,477	3,434
GRAND TOTAL	17	2	17	80	62		9,787	3,491	5,656
* Index Total	0	0	0	7	2		3,425	616	1,180
Traffic Crime				26	26		432	285	406
Fish and Game Laws				78	78		80	78	2
Marine Violations				1	1		1	1	0

*Not available

This page is intentionally blank.

SECTION 9

ABBREVIATED CRIME REPORTING DEFINITIONS

This page is intentionally blank.

CRIMES AGAINST PERSONS

Crimes Against Persons include criminal offenses where the victim is present and the act is violent, threatening or has the potential of being physically harmful.

WILLFUL MURDER and NON-NEGLIGENT MANSLAUGHTER - The willful (non-negligent) killing of one human being by another.

NEGLIGENT HOMICIDE - The killing of another person through gross negligence.

Offenses - Exclude motor vehicle traffic deaths.

Arrests - Include persons arrested for motor vehicle traffic death.

FORCIBLE RAPE - The carnal knowledge of a female, forcibly and against her will.

OTHER SEX CRIMES - Covers offenses such as Statutory Rape, Molest, Indecent Exposure, Sodomy and Other offenses against common decency, moral and the like. (Does not include Forcible Rape, Prostitution and Commercialized Vice).

KIDNAPPING - The substantial interference with another person's liberty without consent or legally authority.

ROBBERY - The taking or attempting to take anything of value from the care, custody or control of a person or persons by force or threat of force or violence or by putting the victim in fear.

AGGRAVATED ASSAULT - An unlawful attack by one person upon another for the purpose of inflicting severe or aggravated bodily injury. Although actual injury is not a requirement, this type of assault usually is accompanied by the use of a weapon or by means likely to produce death or great bodily harm.

SIMPLE ASSAULT - Assaults which are limited to the use of physical force and result in little or no injury to the victim.

CRIMES AGAINST PROPERTY

Crimes Against Property include offenses that involve taking something of value by theft or deception or the destruction of property.

BURGLARY - The unlawful entry of a structure or dwelling with intent to commit a felony or a theft.

LARCENY - The unlawful taking, carrying, leading, or riding away of property from the possession or constructive possession of another.

MOTOR VEHICLE THEFT - The theft or attempted theft of a motor vehicle.

ARSON - Any willful or malicious burning or attempt to burn, with or without intent to defraud, a dwelling house, public building, motor vehicle, or aircraft, personal property or another, etc.

FORGERY - Forgery and counterfeiting are treated as allied offenses. In this classification are placed all offenses dealing with the making, altering, uttering or possessing, with intent to defraud, anything false in the semblance of that which is true.

FRAUD - Fraudulent conversion and obtaining money or property by false pretenses.

EMBEZZLEMENT - Misappropriation or misapplication of money or property entrusted to one's care, custody or control.

STOLEN PROPERTY OFFENSES - Included in this classification are all offenses of buying, receiving and possessing stolen property, as well as all attempts to commit any of these offenses.

VANDALISM - Consists of the willful or malicious destruction, injury, disfigurement or defacement of any public or private property.

BEHAVIORAL CRIMES

Behavioral Crimes include criminal offenses that violate laws relating to personal conduct, responsibility and public order. Although not necessarily violent, or property offenses in themselves, they may often contribute to other criminal acts.

WEAPONS REGULATION LAWS - Carrying possessing, etc.

PROSTITUTION - Included here are the sex offenses of a commercialized nature.

DRUG LAWS - Included are all violations of state and local laws, specifically those relating to the unlawful possession, sales, use, growing and manufacturing of illegal drugs.

GAMBLING - All offenses which relate to promoting, permitting, or engaging in gambling are included in this category.

CRIMES AGAINST FAMILY - Included here are offenses such as abandonment, neglect of children, custodial interference and non-support. (Physical abuse would be reported as an assault).

D. U. I. I. - Driving or operating any vehicle or common carrier while under the influence of liquor or drugs.

LIQUOR LAWS - With the exception of Driving Under the Influence all liquor law violations, state or local, are placed in this classification.

DISORDERLY CONDUCT - In this classification are placed all offenses which constitute a breach of the peace.

ALL OTHER OFFENSES - Except Traffic - Included is every other state or local offense, not listed elsewhere.

JUVENILE CURFEW VIOLATIONS - Local curfew or juvenile loitering ordinances where such laws exist.

RUNAWAY JUVENILES - Runaway juveniles when reported by their parents or guardians.

TRAFFIC CRIMES - Serious traffic offenses which are classified as a misdemeanor or felony as defined by the Oregon Motor Vehicle Code.

FISH and GAME - Sporting, personal use, commercial fishing and game violations.

MARINE VIOLATIONS - Marine boating violations.

This page is intentionally blank.