

**SECTION 4**  
**STATEWIDE**  
**BEHAVIORAL CRIMES**  
**OFFENSE and ARREST PROFILE**

**This page is intentionally blank.**

# OREGON CRIME CLOCK

1 Behavioral Crime every 3.2 minutes

1 Weapon Law Violation  
every 2.2 hours

1 Prostitution Violation  
every 10.3 hours

1 Crime Against Family  
every 3.6 hours

1 Disorderly Conduct  
every 30.2 minutes

1 Drug Law Violation  
every 25.1 minutes


1 DUII Violation  
every 23.1 minutes

1 Runaway Juvenile  
every 34.2 minutes

1 Gambling Violation  
every 3.3 weeks

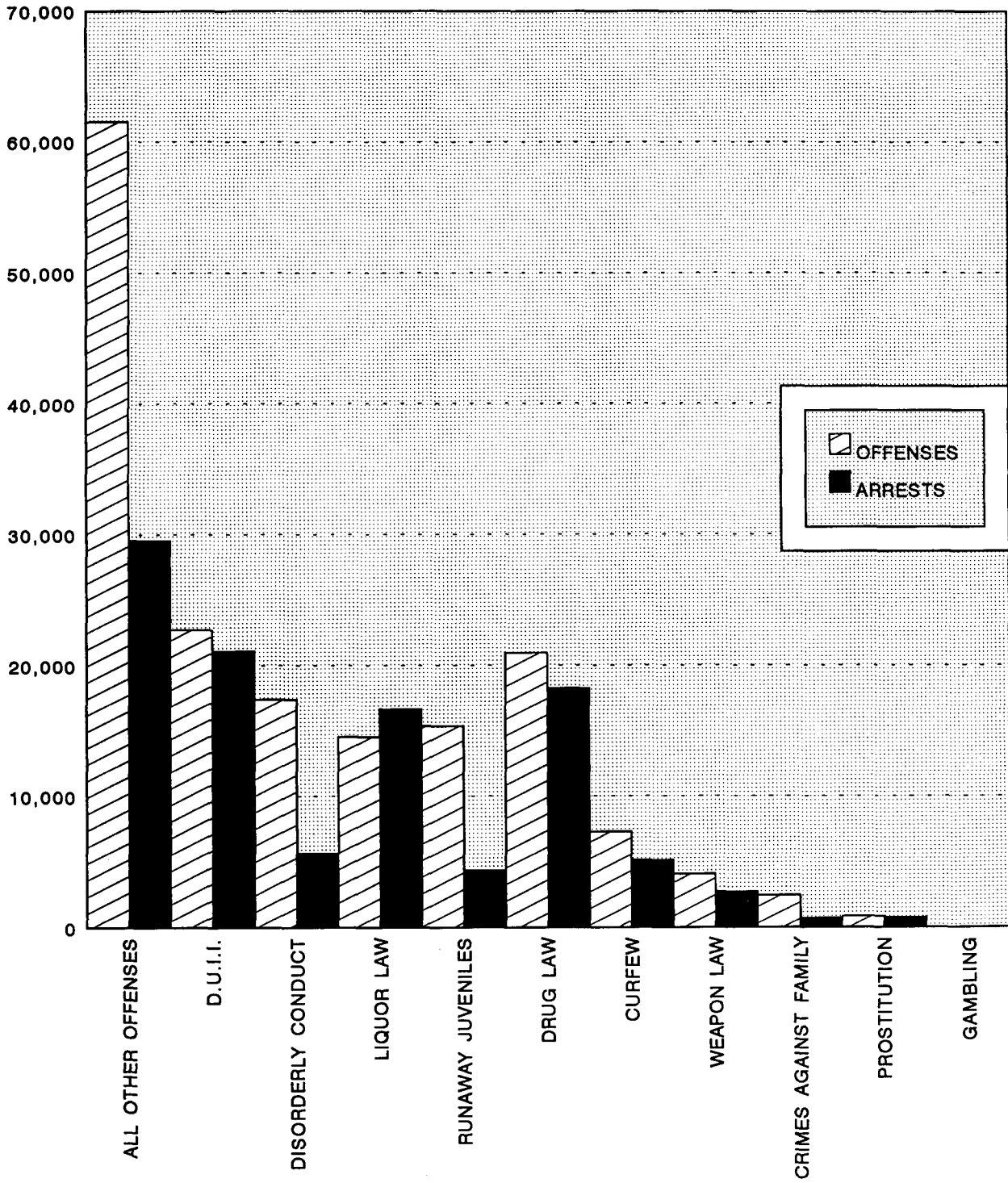
1 Liquor Law Violation  
every 36.2 minutes

1 Curfew Violation  
every 1.4 hours



1 All Other (Except Traffic)  
every 8.5 minutes

## STATEWIDE BEHAVIORAL CRIMES, 1997



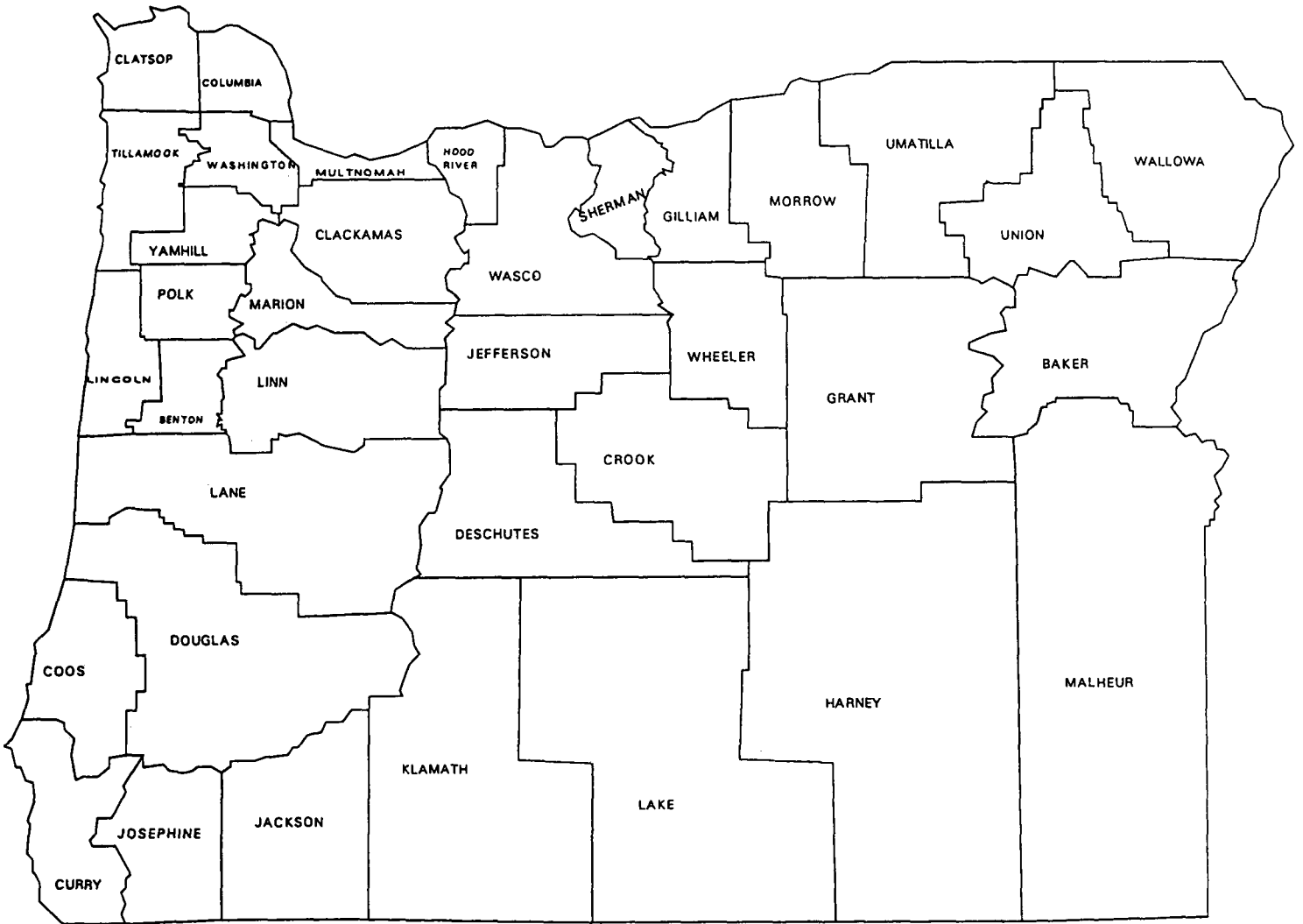
OFFENSES	61,492	22,721	17,393	14,531	15,349	20,967	7,284	4,063	2,451	848	16
ARRESTS	29,513	21,100	5,648	16,650	4,356	18,279	5,117	2,721	737	756	13

## STATEWIDE BEHAVIORAL CRIMES, 1997

CLASSIFICATION	1997 OFFENSES	PERSONS ARRESTED				PROPERTY	
		ADULT	JUVENILE	MALE *	FEMALE *	LOSS VALUE *	RECOVERED VALUE *
<b>WEAPON LAWS</b>							
Possess Illegally	1,077	576	176				
Carry Concealed	1,113	588	254				
Ex-Con in Possession	1,146	731	11				
Other	727	272	113				
<b>TOTAL</b>	<b>4,063</b>	<b>2,167</b>	<b>554</b>	<b>2,521</b>	<b>198</b>		NOT APPLICABLE
<b>PROSTITUTION</b>							
Engage in	555	527	5				
Promote	37	26	2				
Compel	26	6					
Other	230	182	8				
<b>TOTAL</b>	<b>848</b>	<b>741</b>	<b>15</b>	<b>380</b>	<b>376</b>		NOT APPLICABLE
<b>DRUG LAWS</b>							
Narcotics	6,941	5,846	359				
Marjuana	7,760	4,871	1,775				
Synthetic Narcotics	847	757	44				
Other Dangerous Drugs	5,419	4,390	237				
<b>TOTAL</b>	<b>20,967</b>	<b>15,864</b>	<b>2,415</b>	<b>14,373</b>	<b>3,893</b>		NOT APPLICABLE
<b>GAMBLING</b>							
Bookmaking							
Numbers & Lottery	1						
Illegal Games	5	1					
Illegal Devices	6	2					
Illegal Payoff							
Other	4	6	4				
<b>TOTAL</b>	<b>16</b>	<b>9</b>	<b>4</b>	<b>11</b>	<b>2</b>		NOT APPLICABLE
<b>OFFENSES AGAINST FAMILY</b>							
Child Abandonment	78	11					
Child Neglect	1,357	400	7				
Non-Support	13	8					
Custodial Interference	523	75	5				
Other	480	226	5				
<b>TOTAL</b>	<b>2,451</b>	<b>720</b>	<b>17</b>	<b>343</b>	<b>394</b>		NOT APPLICABLE
<b>D. U. I. I.</b>							
Under .08	1,305	1,156	80				
.08 thru .14 Alcohol	5,453	5,119	87				
.15 thru .19 Alcohol	5,275	4,976	44				
.20 or Above Alcohol	3,246	3,080	9				
BA Refused	3,705	3,349	16				
BA Not Given	627	565	13				
Of Drugs	801	582	22				
Undetermined	2,309	1,969	33				
<b>TOTAL</b>	<b>22,721</b>	<b>20,796</b>	<b>304</b>	<b>17,524</b>	<b>3,549</b>		NOT APPLICABLE
<b>LIQUOR LAWS</b>							
Minor in Possession	8,677	6,425	5,721				
Illegal Make, Possess, Sell	38	20	4				
Illegal Establishment Operate	13	8	1				
Drinking in Public	2,620	2,825	9				
Furnishing	1,546	1,145	86				
Importing	4	1					
License Violation	117	21	1				
Minor on Premise	63	35	11				
Other	1,453	322	15				
<b>TOTAL</b>	<b>14,531</b>	<b>10,802</b>	<b>5,848</b>	<b>12,956</b>	<b>3,685</b>		NOT APPLICABLE
<b>DISORDERLY CONDUCT</b>	<b>17,393</b>	<b>4,305</b>	<b>1,343</b>	<b>4,528</b>	<b>1,110</b>		
<b>ALL OTHER</b>							
Trespass	18,478	8,335	2,352				
Escape your Custody	628	189	23				
Blackmail/Extortion	71	11	6			20,232	14,000
Bomb Threat	382	8	5				
Other Criminal Threat	10,109	1,743	604				
Shoot in Prohib. Area	1,355	47	41				
Animal Ordinances	9,307	1,964	67				
Garbage/Littering	1,997	699	90				
Other	19,165	8,428	4,901				
<b>TOTAL</b>	<b>61,492</b>	<b>21,424</b>	<b>8,089</b>	<b>22,864</b>	<b>6,631</b>	<b>20,232</b>	<b>14,000</b>
<b>CURFEW</b>	<b>7,284</b>		<b>5,117</b>	<b>3,394</b>	<b>1,719</b>		NOT APPLICABLE
<b>RUNAWAY</b>							
Male Juvenile	6,254		1,855				
Female Juvenile	9,095		2,501				
<b>TOTAL</b>	<b>15,349</b>		<b>4,356</b>	<b>1,856</b>	<b>2,499</b>		NOT APPLICABLE
<b>BEHAVIORAL CRIME</b>							
<b>TOTAL</b>	<b>167,115</b>	<b>76,828</b>	<b>28,062</b>	<b>80,750</b>	<b>24,056</b>	<b>20,232</b>	<b>14,000</b>

\* Persons Arrested Male & Female and Property Loss & Recovered columns of this table does not include data for 2 months from The Dalles PD. Property Loss & Recovery does not include Douglas County Sheriff's Office.

# OREGON COUNTY MAP



<b>COUNTY FIVE YEAR PROFILE OF BEHAVIORAL CRIMES</b>					
	<b>1993</b>	<b>1994</b>	<b>1995</b>	<b>1996</b>	<b>1997</b>
<b>BAKER</b>	532	496	562	671	816
<b>BENTON</b>	3,698	3,999	3,866	3,657	3,553
<b>CLACKAMAS</b>	7,391	7,828	8,459	10,102	9,402
<b>CLATSOP</b>	3,114	3,515	3,474	2,894	3,172
<b>COLUMBIA</b>	1,831	1,770	2,109	2,108	2,230
<b>COOS</b>	4,360	4,699	5,482	5,152	5,584
<b>CROOK</b>	869	899	1,072	1,331	1,380
<b>CURRY</b>	636	734	899	721	730
<b>DESCHUTES</b>	3,164	3,604	3,766	4,334	4,717
<b>DOUGLAS</b>	5,057	5,638	4,874	5,966	5,305
<b>GILLIAM</b>	43	57	56	85	86
<b>GRANT</b>	224	258	214	262	247
<b>HARNEY</b>	132	165	119	223	423
<b>HOOD RIVER</b>	734	685	772	897	855
<b>JACKSON</b>	9,450	8,396	5,459	11,187	11,936
<b>JEFFERSON</b>	781	955	1,191	1,059	1,065
<b>JOSEPHINE</b>	4,724	2,816	2,674	2,888	3,390
<b>KLAMATH</b>	1,537	1,809	2,097	1,999	2,290
<b>LAKE</b>	163	184	223	168	229
<b>LANE</b>	11,676	12,237	12,333	13,828	15,280
<b>LINCOLN</b>	2,541	2,824	2,677	2,996	2,588
<b>LINN</b>	8,527	7,169	8,638	8,678	8,484
<b>MALHEUR</b>	1,302	1,846	1,886	2,205	2,150
<b>MARION</b>	15,759	16,107	16,728	16,360	17,698
<b>MORROW</b>	223	214	320	321	297
<b>MULTNOMAH</b>	26,230	28,401	29,865	29,989	34,003
<b>POLK</b>	4,094	4,179	4,234	4,465	4,613
<b>SHERMAN</b>	75	50	49	74	62
<b>TILLAMOOK</b>	968	973	1,148	1,198	1,228
<b>UMATILLA **</b>	1,999	2,362	4,482	4,214	4,902
<b>UNION</b>	740	850	850	757	800
<b>WALLOWA</b>	233	206	220	195	225
<b>WASCO</b>	1,039	1,223	1,322	1,344	1,540
<b>WASHINGTON</b>	9,351	9,546	11,080	10,204	11,560
<b>WHEELER</b>	53	39	52	76	61
<b>YAMHILL</b>	5,030	5,465	5,216	4,378	4,214
<b>TOTAL</b>	<b>138,280</b>	<b>142,198</b>	<b>148,468</b>	<b>156,986</b>	<b>167,115</b>

\*\* Umatilla County - Pendleton Police Department submitted no reports for 1993 or 1994, but resumed reporting for 1995.

## STATEWIDE TEN YEAR OFFENSE, POPULATION and RATE PROFILE

<b>YEAR</b>	<b>POPULATION</b>	<b>BEHAVIORAL CRIMES</b>	<b>RATE PER 10,000 POPULATION</b>
<b>1988</b>	2,741,000	114,813	418.9
<b>1989</b>	2,791,000	133,826	479.5
<b>1990</b>	2,844,000	136,910	481.4
<b>1991</b>	2,930,000	137,433	469.1
<b>1992</b>	2,979,000	136,525	458.3
<b>1993</b>	3,038,000	138,280	455.2
<b>1994</b>	3,082,000	142,198	461.4
<b>1995</b>	3,132,000	148,468	474.0
<b>1996</b>	3,181,000	156,986	493.5
<b>1997</b>	3,217,000	167,115	519.5



<b>STATEWIDE DRUG LAW OFFENSES by TYPE OF DRUG and ACTIVITY - 1997</b>								
TOTAL		Possess for Sale	Possess for Use	Furnish	Transpt/ Mfg/ Cultivate	Obtain Unlawful	Tamper w/Record	Other
12	Opium	7	4			1		
2,205	Heroin	823	1,344	16	11	2		9
15	Morphine	3	6	1			3	2
3,834	Cocaine	1,249	2,534	16	11		4	20
39	Codeine	5	16	1			17	
789	Other Narcotic	70	282	14	12	9	50	352
6,894	<b>NARCOTIC TOTAL</b>	2,157	4,186	48	34	12	74	383
50	Hashish	18	26		5			1
2,563	Marij. Over Oz	769	1,223	38	484	4		45
4,678	Marij. Under Oz	593	3,823	47	172	1		42
7,291	<b>MARIJUANA TOTAL</b>	1,380	5,072	85	661	5		88
836	<b>SYNTHETIC TOTAL</b>	179	574	8	33	4	11	27
5,093	<b>OTHER DANGEROUS DRUG TOTAL</b>	1,435	3,121	86	253	20	55	123
20,114	<b>DRUG LAW OFFENSE TOTAL</b>	5,151	12,953	227	981	41	140	621

<b>STATEWIDE DRUG LAW ARRESTS by TYPE OF DRUG and ACTIVITY - 1997</b>								
TOTAL		Possess for Sale	Possess for Use	Furnish	Transpt/ Mfg/ Cultivate	Obtain Unlawful	Tamper w/Record	Other
18	Opium	10	2		3	1		2
2,103	Heroin	395	1,662	3	7	1		35
10	Morphine	1	8				1	
3,235	Cocaine	357	2,810	5	14	1		48
37	Codeine	2	15	2	1	1	5	11
757	Other Narcotic	39	125	5	12	2	18	556
6,160	<b>NARCOTIC TOTAL</b>	804	4,622	15	37	6	24	652
37	Hashish	9	25		3			
1,436	Marij. Over Oz	589	415	18	177			237
4,664	Marij. Under Oz	314	4,136	32	68			114
6,137	<b>MARIJUANA TOTAL</b>	912	4,576	50	248			351
774	<b>SYNTHETIC TOTAL</b>	167	551	5	16	4	10	21
4,148	<b>OTHER DANGEROUS DRUG TOTAL</b>	889	2,587	69	193	5	35	370
17,219	<b>DRUG LAW ARREST TOTAL</b>	2,772	12,336	139	494	15	69	1,394

These tables do not include data for the Douglas County Sheriff's Department or Hillsboro Police Department

**DRUG OFFENSES by COUNTY and TYPE - 1997**

COUNTY	TOTAL	Heroin	Cocaine	Other Narcotic	NARCOTIC TOTAL	Marj Over Oz	Marj Under Oz	Hashish	MARIJ TOTAL	SYNTHETIC NARCOTIC	OTHER DANGER DRUGS
BAKER	48		7	3	10	15	7		22	7	9
BENTON	193	4	1	3	8	82	35	1	118	5	62
CLACKAMAS	844	10	10	506	526	46	219	3	268	26	24
CLATSOP	199	7	34	3	44	27	93		120	19	16
COLUMBIA	166		6	3	9	16	110		126	13	18
COOS	302	6	1	40	47	36	105		141	12	102
CROOK	160		2		2	17	34		51	7	100
CURRY	70	1			1	17	33		50	1	18
DESCHUTES	531	4	9	20	33	47	209	1	257	31	210
DOUGLAS **	272	1	2	8	11	51	92	3	146	52	63
GILLIAM	5						5		5		
GRANT	28					7	14		21	4	3
HARNEY	11		1	2	3	3	3		6		2
HOOD RIVER	105		1	4	5	14	46	1	61	23	16
JACKSON	1,251	35	18	13	66	303	220	5	528	26	631
JEFFERSON	118		5	1	6	4	56		60		52
JOSEPHINE	602	20		3	23	83	231		314	7	258
KLAMATH	370	4	4	8	16	48	70	1	119	95	140
LAKE	18			1	1	1	11		12		5
LANE	2,894	385	186	36	607	324	981	11	1,316	43	928
LINCOLN	204	1	4	2	7	46	92	1	139	22	36
LINN	564	7	7	8	22	73	256		329	35	178
MALHEUR	96	3	6	11	20	9	28		37	10	29
MARION	1,414	116	87	13	216	437	131	3	571	41	586
MORROW	39		1		1	2	13		15	21	2
MULTNOMAH	7,529	1,547	3,343	39	4,929	448	897	18	1,363	218	1,019
POLK	260	6	12	1	19	116	28		144	3	94
SHERMAN	14					2	6		8	2	4
TILLAMOOK	135	2		5	7	43	54		97	5	26
UMATILLA	264	2	7	14	23	24	107	1	132	18	91
UNION	91			6	6	6	43		49	25	11
WALLOWA	20			1	1	2	13		15	1	3
WASCO	185	4	4	36	44	26	42		68	2	71
WASHINGTON **	861	40	70	62	172	56	372		428	61	200
WHEELER	3					1	1		2	1	
YAMHILL	248		6	3	9	131	21	1	153		86
<b>TOTAL OFFENSES</b>	<b>20,114</b>	<b>2,205</b>	<b>3,834</b>	<b>855</b>	<b>6,894</b>	<b>2,563</b>	<b>4,678</b>	<b>50</b>	<b>7,291</b>	<b>836</b>	<b>5,093</b>

\*\* Douglas County - Does not include data from Douglas County Sheriff's Department

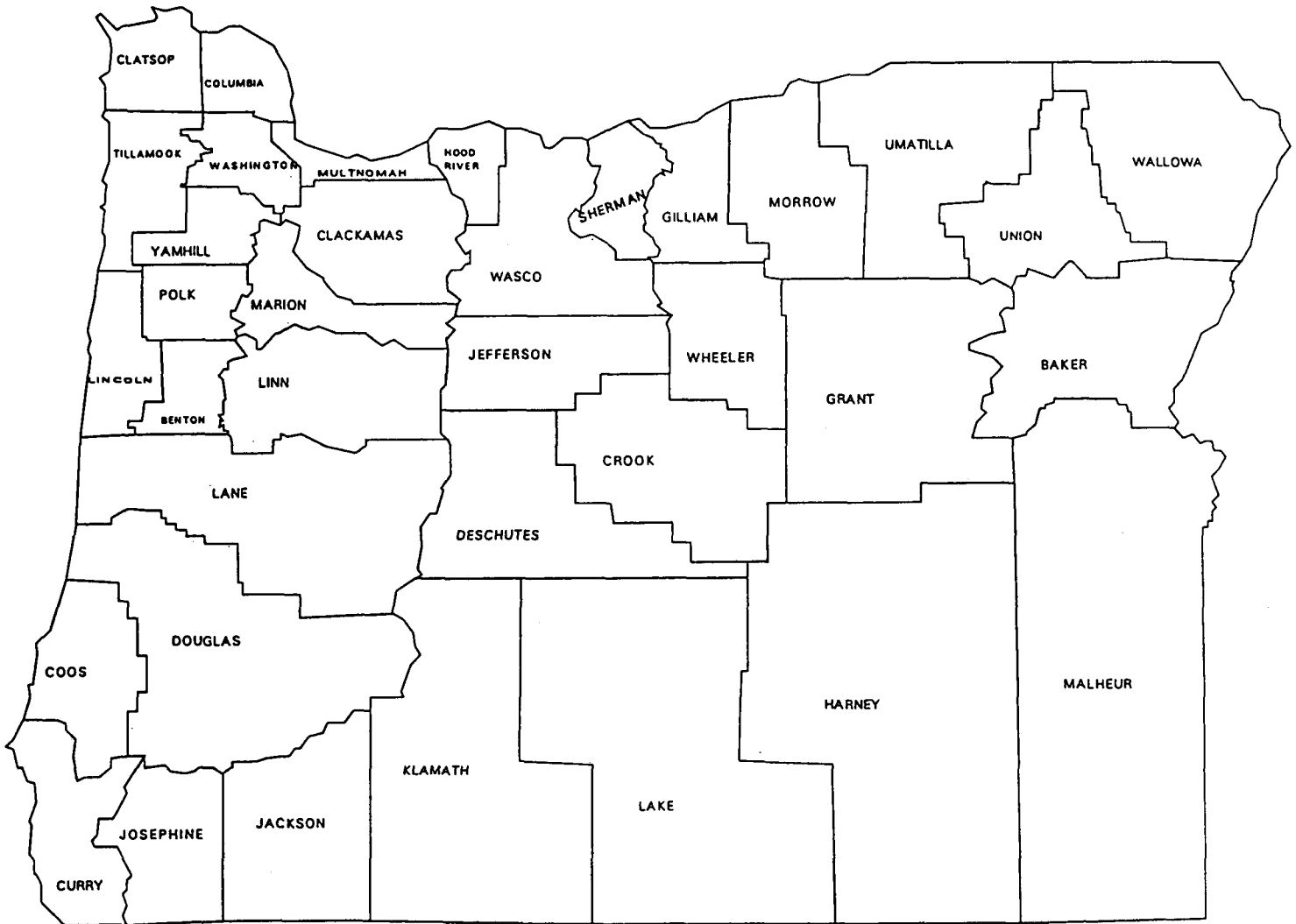
\*\* Washington County - Does not include data from Hillsboro Police Department

DRUG ARRESTS by COUNTY and TYPE - 1997											
COUNTY	TOTAL	Heroin	Cocaine	Other Narcotic	NARCOTIC TOTAL	Marij Over Oz	Marij Under Oz	Hashish	MARIJ TOTAL	SYNTHETIC NARCOTIC	OTHER DANGER DRUGS
BAKER	43		5	1	6	11	16		27	4	6
BENTON	145	4		1	5	31	60	2	93	5	42
CLACKAMAS	707	7	1	553	561	19	98	2	119	3	24
CLATSOP	185	6	28	4	38	25	91		116	18	13
COLUMBIA	153		8	2	10	15	102		117	14	12
COOS	383	9	2	45	56	35	146		181	16	130
CROOK	98		2		2	17	18		35	6	55
CURRY	106	2			2	10	51		61	23	20
DESCHUTES	417	2	2	10	14	47	169	1	217	30	156
DOUGLAS **	300	1	1	9	11	40	134	1	175	61	53
GILLIAM	4						4		4		
GRANT	30			1	1	8	12		20	5	4
HARNEY	7			1	1	2	3		5		1
HOOD RIVER	95		2	1	3	11	47	1	59	21	12
JACKSON	964	21	14	9	44	222	173	6	401	13	506
JEFFERSON	100		2	1	3	3	41		44		53
JOSEPHINE	433	15		6	21	44	180		224	3	185
KLAMATH	327	3	6		9	33	54		87	88	143
LAKE	23			3	3	1	14		15		5
LANE	2,883	532	216	38	786	277	941	10	1,228	43	826
LINCOLN	159	1	2		3	29	79	1	109	15	32
LINN	395	2	3	10	15	47	207		254	16	110
MALHEUR	70	1	6	4	11	9	28		37	5	17
MARION	1,299	121	116	9	246	121	348	1	470	29	554
MORROW	28		2		2	3	11		14	7	5
MULTNOMAH	6,082	1,338	2,727	29	4,094	231	831	10	1,072	251	665
POLK	219	4	9	1	14	17	98		115	4	86
SHERMAN	12					2	5		7	1	4
TILLAMOOK	137			6	6	34	66		100	2	29
UMATILLA	200	1	6	7	14	13	96	1	110	7	69
UNION	118			8	8	5	50		55	41	14
WALLOWA	17					2	13		15	1	1
WASCO	181	6	7	30	43	21	41		62	2	74
WASHINGTON **	705	27	65	31	123	38	345		383	40	159
WHEELER	3					1			1		2
YAMHILL	191		3	2	5	12	92	1	105		81
<b>TOTAL OFFENSES</b>	<b>17,219</b>	<b>2,103</b>	<b>3,235</b>	<b>822</b>	<b>6,160</b>	<b>1,436</b>	<b>4,664</b>	<b>37</b>	<b>6,137</b>	<b>774</b>	<b>4,148</b>

\*\* Douglas County - Does not include data from Douglas County Sheriff's Department

\*\* Washington County - Does not include data from Hillsboro Police Department

# OREGON COUNTY MAP



<b>DRUG OFFENSES by COUNTY 1993 through 1997</b>					
	<b>1993</b>	<b>1994</b>	<b>1995</b>	<b>1996</b>	<b>1997</b>
<b>BAKER</b>	69	42	57	59	48
<b>BENTON</b>	161	199	282	261	193
<b>CLACKAMAS</b>	542	794	902	1,029	844
<b>CLATSOP</b>	142	234	268	193	199
<b>COLUMBIA</b>	122	150	199	160	166
<b>COOS</b>	214	251	253	205	302
<b>CROOK</b>	37	69	115	83	160
<b>CURRY</b>	56	111	132	89	70
<b>DESCHUTES</b>	276	497	567	569	531
<b>DOUGLAS</b>	658	955	686	741	876
<b>GILLIAM</b>	9	16	8	3	5
<b>GRANT</b>	8	43	12	18	28
<b>HARNEY</b>	10	47	13	38	11
<b>HOOD RIVER</b>	51	76	95	95	105
<b>JACKSON</b>	954	1,146	1,155	1,033	1,251
<b>JEFFERSON</b>	54	108	120	141	118
<b>JOSEPHINE</b>	641	540	691	403	602
<b>KLAMATH</b>	146	280	378	345	370
<b>LAKE</b>	29	16	18	11	18
<b>LANE</b>	1,283	2,019	2,078	2,490	2,894
<b>LINCOLN</b>	169	234	260	262	204
<b>LINN</b>	442	601	716	574	564
<b>MALHEUR</b>	50	105	104	82	96
<b>MARION</b>	927	1,209	1,504	1,165	1,414
<b>MORROW</b>	14	12	22	42	39
<b>MULTNOMAH</b>	1,555	4,825	5,689	5,718	7,529
<b>POLK</b>	194	214	332	231	260
<b>SHERMAN</b>	11	8	12	18	14
<b>TILLAMOOK</b>	79	69	111	118	135
<b>UMATILLA **</b>	80	131	320	244	264
<b>UNION</b>	31	69	89	65	91
<b>WALLOWA</b>	20	15	19	7	20
<b>WASCO</b>	77	114	141	139	197
<b>WASHINGTON</b>	603	672	1,094	1,105	1,098
<b>WHEELER</b>		2	3	2	3
<b>YAMHILL</b>	317	353	386	283	248
<b>TOTAL</b>	<b>10,031</b>	<b>16,226</b>	<b>18,831</b>	<b>18,021</b>	<b>20,967</b>

\*\* Umatilla County - Pendleton Police Department submitted no reports for 1993 or 1994, but resumed reporting for 1995.

## D. U. I. I. OFFENSES BY COUNTY FOR YEARS 1993 through 1997

COUNTY	1993	1994	1995	1996	1997
Baker	139	66	73	142	151
Benton	483	442	467	631	600
Clackamas	2,040	1,993	2,167	2,820	2,438
Clatsop	560	585	563	440	428
Columbia	538	497	490	565	403
Coos	642	630	491	524	610
Crook	119	159	108	182	193
Curry	266	251	287	256	219
Deschutes	831	795	667	845	851
Douglas	906	710	708	810	870
Gilliam	15	19	17	24	20
Grant	62	45	47	70	48
Harney	43	37	30	49	71
Hood River	376	320	261	358	292
Jackson	1,474	1,034	1,094	1,494	1,447
Jefferson	276	295	287	211	211
Josephine	665	448	379	564	549
Klamath	383	388	473	483	629
Lake	52	51	74	52	69
Lane	2,163	1,457	1,402	1,819	1,726
Lincoln	647	626	464	679	589
Linn	717	620	570	749	625
Malheur	340	314	265	238	262
Marion	2,042	1,625	1,587	1,890	2,105
Morrow	50	54	39	49	32
Multnomah	3,349	3,203	3,450	3,873	3,374
Polk	392	266	336	364	309
Sherman	26	17	12	16	18
Tillamook	178	176	173	217	297
Umatilla **	605	465	678	710	549
Union	156	193	140	115	129
Wallowa	44	37	35	22	36
Wasco	201	153	160	266	380
Washington	1,744	1,527	1,648	1,921	1,676
Wheeler	7	1	4	6	9
Yamhill	575	596	595	531	506
<b>TOTAL</b>	<b>23,106</b>	<b>20,095</b>	<b>20,241</b>	<b>23,985</b>	<b>22,721</b>

\*\* Umatilla County - Pendleton Police Department submitted no reports for 1993 or 1994, but resumed reporting for 1995.

STATEWIDE D. U. I. I. OFFENSES DISTRIBUTED BY COUNTY and MAJOR POPULATION CENTER 1997								
	County Population	No. DUII Offense	Rate per 10,000	St. Police Arrests	Sheriff Arrests	Major City	City Population	D. U. I. I. Offenses
BAKER	16,500	151	91.5	68	18	Baker City	9,960	65
BENTON	76,700	600	78.2	141	187	Corvallis	51,145	153
CLACKAMAS	317,700	2,438	76.7	214	1,392	Lake Oswego	34,065	137
CLATSOP	34,500	428	124.1	133	81	Astoria	10,110	111
COLUMBIA	41,500	403	97.1	97	38	St. Helens	8,555	132
COOS	61,400	610	99.3	218	82	Coos Bay	15,635	132
CROOK	16,250	193	118.8	43	32	Prineville	6,560	135
CURRY	22,200	219	98.6	93	92	Brookings	5,440	30
DESCHUTES	101,200	851	84.1	196	206	Bend	33,740	323
DOUGLAS	99,100	870	87.8	159	353	Roseburg	19,810	132
GILLIAM	1,950	20	102.6	5	10			
GRANT	7,950	48	60.4	26	4	John Day	1,930	15
HARNEY	7,500	71	94.7	22	7	Burns	2,975	37
HOOD RIVER	19,200	292	152.1	15	129	Hood River	5,065	148
JACKSON	169,300	1,447	85.5	152	228	Medford	57,610	623
JEFFERSON	17,100	211	123.4	27	104	Madras	4,940	76
JOSEPHINE	73,000	549	75.2	154	136	Grants Pass	20,535	259
KLAMATH	61,600	629	102.1	357	110	Klamath Falls	18,830	162
LAKE	7,400	69	93.2	12	33	Lakeview	2,645	24
LANE	308,500	1,726	55.9	487	281	Eugene	129,300	351
						Springfield	50,670	291
LINCOLN	42,500	589	147.1	141	83	Lincoln City	6,785	152
						Newport	9,960	168
LINN	100,700	625	209.0	165	175	Albany	37,830	170
MALHEUR	28,700	262	11.1	55	49	Ontario	10,510	115
MARION	267,700	2,105	126.0	767	14*	Salem	124,190	615
MORROW	9,050	32	341.4	1	16			
MULTNOMAH	639,000	3,374	0.3	560	453	Gresham	81,865	568
						Portland	508,500	1,713
POLK	57,400	309	95.6	45	85	Dallas	12,020	68
SHERMAN	1,900	18	678.9	9	9			
TILLAMOOK	23,800	297	15.1	124	77	Tillamook	4,340	75
UMATILLA	65,500	549	58.0	149	37	Pendleton	16,180	105
UNION	24,500	129	684.1	47	8	La Grande	12,700	68
WALLOWA	7,300	36	0.0	14	17			
WASCO	22,600	380	0.0	179	51	The Dalles	11,600	150
WASHINGTON	385,000	1,676	0.2	83	574	Beaverton	66,225	258
						Hillsboro	58,365	296
						Tigard	36,680	106
WHEELER	1,600	9	56.3	6	3			
YAMHILL	79,200	506	63.9	33	205	McMinnville	23,485	85
STATEWIDE TOTALS	3,217,000	22,721	70.6	4,997	5,365	MAJOR CITY TOTAL	1,510,755	8,048

\*Marion County Sheriff's Office under-reported D.U.I.I. offenses for 1997.

This page is intentionally blank.