

SECTION 2
STATEWIDE
CRIMES AGAINST PERSONS
OFFENSES AND ARRESTS

This page is intentionally blank.

OREGON CRIME CLOCK

1 Crime Against Persons every 10.8 minutes

1 Homicide
every 3.6 days

1 Neg.Homicide
every 3.3 weeks

1 Other Sex Crime
every 1.6 hours


1 Rape
every 6.8 hours

1 Kidnap
every 13.4 hours

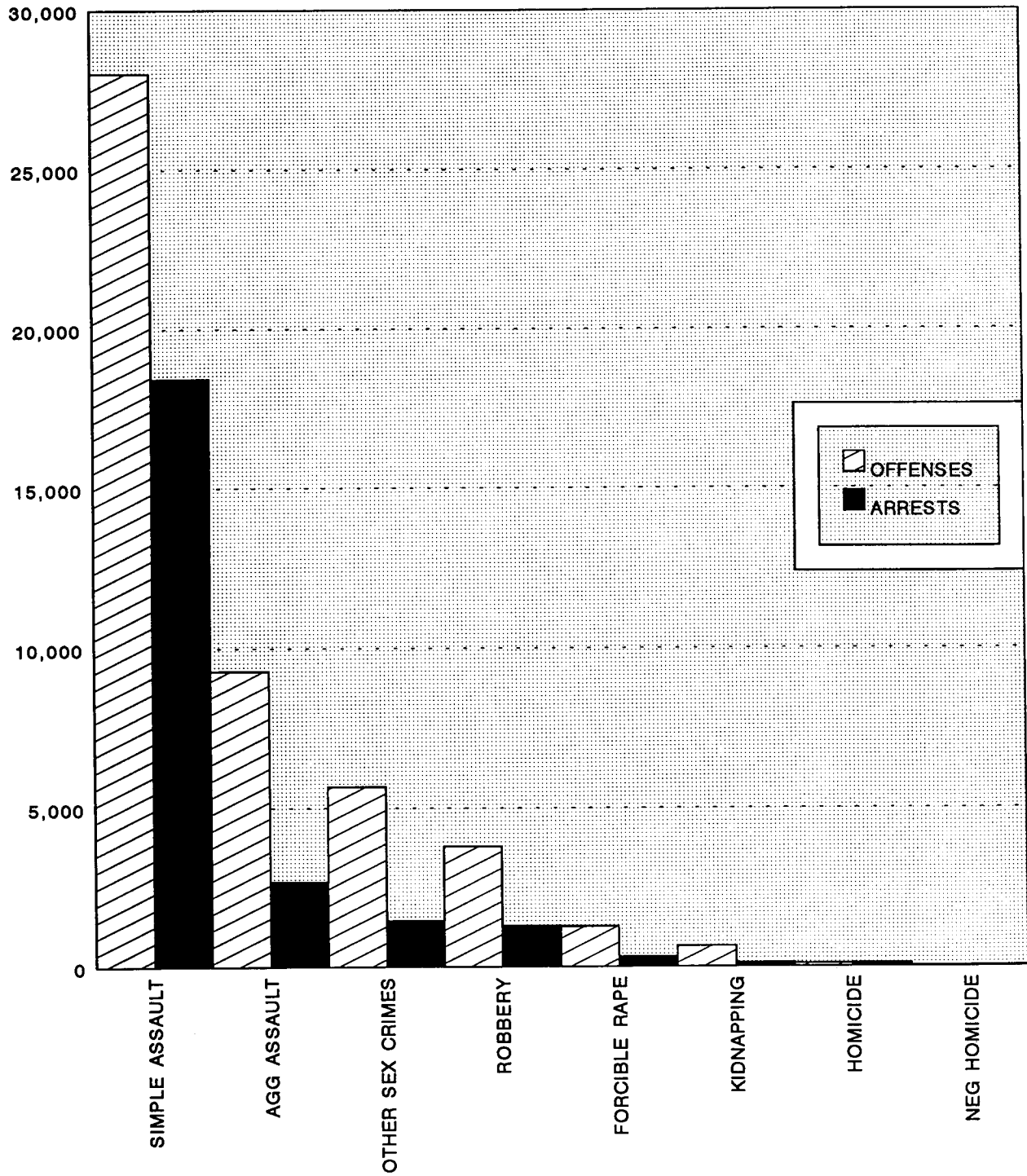
1 Simple Assault
every 18.8 minutes

1 Aggravated Assault
every 56.7 minutes

1 Robbery
every 2.3 hours



STATEWIDE CRIMES AGAINST PERSONS, 1997



OFFENSES	28,016	9,275	5,662	3,798	1,285	654	101	16
ARRESTS	18,422	2,680	1,455	1,308	325	121	112	23

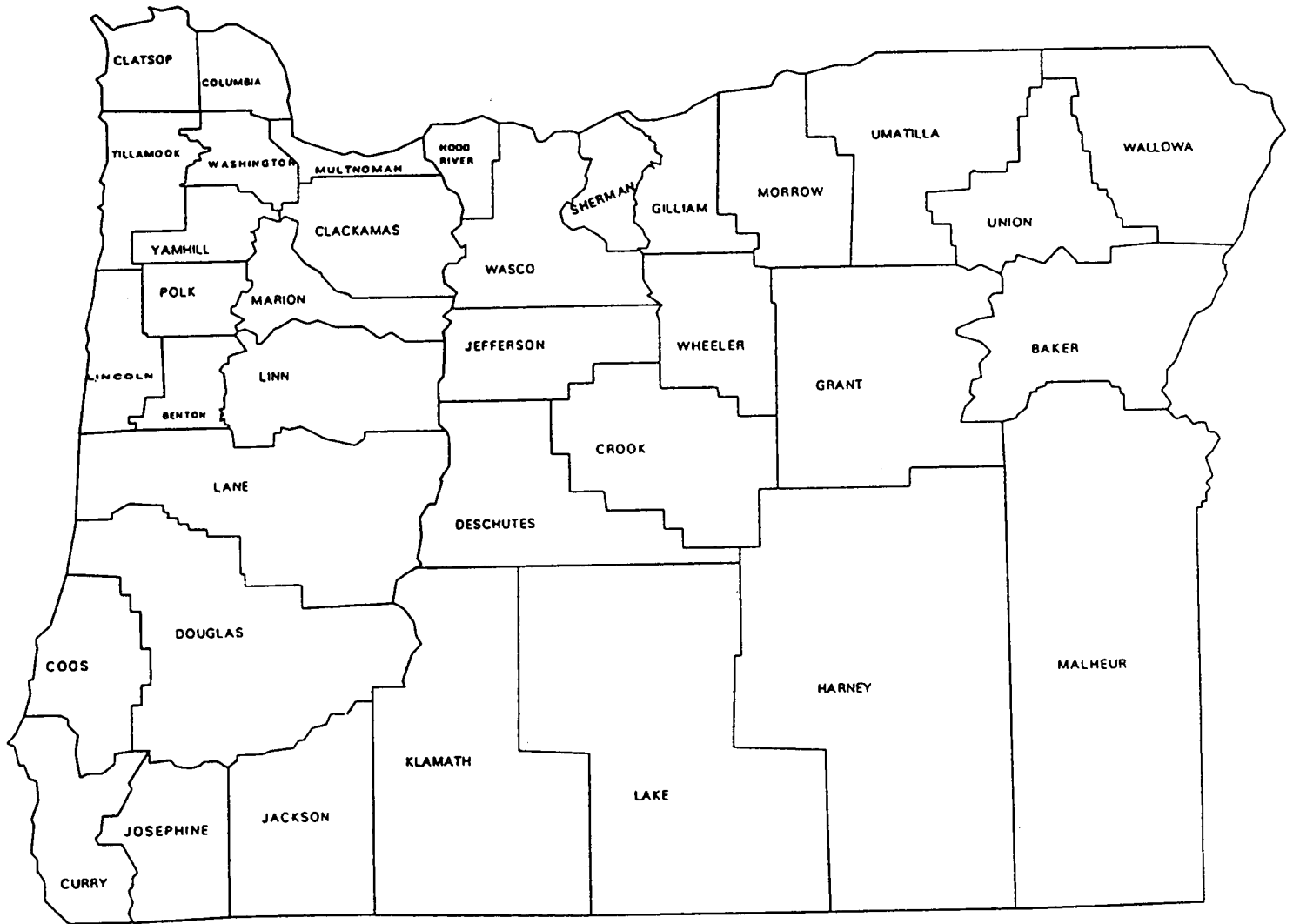
* Negligent Homicide Arrests include 12 traffic related arrests

STATEWIDE CRIMES AGAINST PERSONS, 1997

CLASSIFICATION	1997 OFFENSES	PERSONS ARRESTED				PROPERTY	
		ADULT	JUVENILE	MALE *	FEMALE *	LOSS VALUE *	RECOVERED VALUE *
Willful Murder	84	66	8				
Aggravated Murder	17	33	5				
MURDER TOTAL	101	99	13	100	12	NOT APPLICABLE	
Negligent Homicide	16	4	7	21	2	NOT APPLICABLE	
Traffic Death Arrests		12				NOT APPLICABLE	
Forcible Rape	1,102						
Attempt Force Rape	183						
RAPE TOTAL	1,285	257	68	325		NOT APPLICABLE	
SEX CRIMES							
Non-Force Rape	520	160	25				
Cont. to Sex Delqncy	227	70	5				
Physical Molest	2,791	424	158				
Obscene Phone Call	130	2	1				
Incest	44	7	9				
Exposer	691	224	13				
Forcible Sodomy	485	85	53				
Non-Force Sodomy	147	21	21				
Other Sex Crimes	627	144	33				
SEX CRIME TOTAL	5,662	1,137	318	1,390	63	NOT APPLICABLE	
KIDNAPPING							
For Add Crime Purpose	595						
Hostage/Shield	57						
For Ransom	2						
KIDNAPPING TOTAL	654	105	16	114	7	NOT APPLICABLE	
ROBBERY							
Highway	1,209					296,593	19,829
Business	1,223					743,390	37,482
Service Station	106					52,001	5,223
Convenience Store	264					30,933	1,217
Residence	272					195,749	13,776
Bank	207					244,021	24,002
Other Robbery	517					117,019	13,429
ROBBERY TOTAL	3,798	1,004	304	1,134	173	1,679,706	114,958
Aggravated Assault	9,044	1,947	599				
Attempted Murder	231	120	14				
AGG. ASSAULT TOTAL	9,275	2,067	613	2,194	485	NOT APPLICABLE	
SIMPLE ASSAULT	28,016	15,496	2,926	14,441	3,969	NOT APPLICABLE	
CRIMES AGAINST PERSONS							
TOTAL	48,807	20,181	4,265	19,719	4,711	1,679,706	114,958

* Persons Arrested Male & Female and Property Loss & Recovered does not include data for 2 months from The Dalles PD. Property Loss & Recovery does not include Douglas County Sheriff's Office.

OREGON COUNTY MAP



COUNTY FIVE YEAR PROFILE OF CRIMES AGAINST PERSONS					
	1993	1994	1995	1996	1997
BAKER	314	353	346	325	392
BENTON	756	905	831	733	699
CLACKAMAS	3,396	3,257	3,745	3,602	3,393
CLATSOP	625	448	514	475	440
COLUMBIA	482	464	404	420	372
COOS	1,174	1,131	1,207	930	937
CROOK	195	182	203	239	256
CURRY	255	281	311	284	222
DESCHUTES	1,100	1,260	1,306	1,184	1,226
DOUGLAS	1,632	1,645	1,510	1,466	1,191
GILLIAM	6	11	21	18	16
GRANT	117	104	105	86	76
HARNEY	46	53	75	82	94
HOOD RIVER	183	185	230	199	181
JACKSON	2,341	2,491	2,474	2,389	2,406
JEFFERSON	240	291	296	317	335
JOSEPHINE	1,038	945	920	978	994
KLAMATH	1,091	1,070	1,135	905	969
LAKE	59	57	65	37	40
LANE	4,168	4,529	4,855	4,676	4,756
LINCOLN	677	733	722	596	555
LINN	1,848	1,809	1,773	1,645	1,664
MALHEUR	586	743	667	597	434
MARION	4,811	5,453	5,044	4,232	4,293
MORROW	148	181	135	161	172
MULTNOMAH	18,270	18,531	18,194	16,175	15,816
POLK	970	996	912	687	682
SHERMAN	20	33	31	23	22
TILLAMOOK	255	293	315	290	325
UMATILLA **	927	796	1,136	970	976
UNION	309	239	278	217	227
WALLOWA	144	59	47	49	52
WASCO	418	374	304	309	370
WASHINGTON	3,325	3,481	3,410	3,156	3,313
WHEELER	12	22	12	15	17
YAMHILL	1,179	1,251	1,297	938	894
TOTAL	53,117	54,656	54,830	49,405	48,807

** Umatilla County - Pendleton Police Department submitted no reports for 1993 or 1994, but resumed reporting for 1995.

STATEWIDE TEN YEAR OFFENSE, POPULATION and RATE PROFILE

YEAR	POPULATION	CRIMES AGAINST PERSONS	RATE PER 10,000 POPULATION
1988	2,741,000	45,286	165.2
1989	2,791,000	46,786	167.6
1990	2,844,000	48,840	171.7
1991	2,930,000	49,246	168.1
1992	2,979,000	50,928	171.0
1993	3,038,000	53,117	174.8
1994	3,082,000	54,656	177.3
1995	3,132,000	54,830	175.1
1996	3,181,000	49,405	155.3
1997	3,217,000	48,807	151.7

STATEWIDE FIVE YEAR OFFENSES by FORCE ELEMENT

OFFENSES by FORCE ELEMENT, 1993 THROUGH 1997										
Classification	Year	WEAPON TOTAL	KNIFE/ CUTTING	OTHER WEAPON	PHYSICAL FORCE	FIREARM TOTAL	Firearm by Type			
							Hand Gun	Rifle/ Shotgun	Other Firearm	Unknown Firearm
Murder	93	141	30	27	9	75	57	14		4
	94	148	30	15	7	96	67	21		8
	95	126	20	26	7	73	60	13		
	96	119	21	30	10	58	50	8		
	97	99	8	13	10	68	51	14		3
Negligent Homicide *	93	5		1		4	2	2		
	93	16		7	1	8	3	5		
	95	12		7	1	4	2	2		
	96	10		3		7	4	3		
	** 97	16		3	1	8	6	2		
Forcible Rape	93	1,544	74	51	1,374	45	37	4		4
	94	1,348	76	37	1,177	58	43	3	1	11
	95	1,272	57	42	1,121	52	43	1	3	5
	96	1,227	48	31	1,116	32	29	2	1	
	97	1,260	48	40	1,143	29	25	1		3
Robbery	93	3,945	458	354	1,883	1,250	894	64	23	269
	94	4,272	449	380	1,920	1,523	1,059	81	32	351
	95	4,302	466	361	2,168	1,307	906	56	59	286
	96	3,854	402	337	1,959	1,156	871	43	29	213
	97	3,736	337	276	1,918	1,205	930	48	20	207
Aggravated Assault	93	9,579	1,554	3,249	2,501	2,275	1,228	370	286	391
	94	10,445	1,742	3,456	2,631	2,616	1,455	508	254	399
	95	10,430	1,736	3,468	2,919	2,307	1,348	343	232	384
	96	9,322	1,441	2,985	3,138	1,758	1,047	255	163	293
	97	9,185	1,416	3,153	2,959	1,657	1,021	232	161	243
TOTALS	93	15,214	2,116	3,682	5,767	3,649	2,218	454	309	668
	94	16,229	2,297	3,895	5,736	4,301	2,627	618	287	769
	95	16,142	2,279	3,904	6,216	3,743	2,359	415	294	675
	96	14,532	1,912	3,386	6,223	3,011	2,001	311	193	506
	** 97	14,287	1,809	3,485	6,031	2,967	2,033	297	181	456

* Negligent Homicide offenses does not include vehicular deaths.

** 1997 force element data incomplete for Negligent Homicide.

1995, 1996 & 1997 Data in this table does not include Douglas County Sheriff's Department or Hillsboro Police Department

STATEWIDE HOMICIDE VICTIMS by SEX, RACE and WEAPON

YEAR	TOTAL	SEX		RACE						WEAPON							
		MALE	FEMALE	WHITE	BLACK	INDIAN	HISP.	ASIAN	UNK	HAND-GUN	RIFLE	SHOT-GUN	GUN-UNK	KNIFE	BLUNT OBJ	PHYSICAL FORCE	OTHER WEAPON
1988	140	88	52	110	19	1	7	3		48	11	7	3	27	10	10	24
1989	128	74	54	101	12	3	9	3		38	13	13	1	23	16	4	20
1990	110	76	34	83	13	3	7	4		39	10	6		13	12	3	27
1991	129	80	49	89	23	3	12	2		42	5	5	3	34	11	8	21
1992	137	80	57	108	12	2	12	3		36	14	5	5	19	15	15	28
1993	141	96	45	98	19	2	13	8	1	57	7	7	4	30	9	9	18
1994	148	95	53	110	23	1	13		1	67	13	8	8	30	7	7	8
1995	129	86	43	85	21	3	18	2		60	7	6		21	14	7	14
1996	119	78	41	77	16	2	16	8		50	4	4		21	10	10	20
1997	99	70	29	66	19	2	9	3		51	7	7	3	8	8	10	5

OTHER WEAPONS INCLUDE:

Arson, Asphyxiation, Drowning, Poison, Strangle, etc. and Unknown

ASIAN INCLUDES:

Chinese, Japanese, Vietnamese and Asian or Pacific Islander

STATEWIDE NEGLIGENT HOMICIDE by TYPE

NEGLIGENT HOMICIDE - Killing through gross negligence. Limited to "non-traffic" type of circumstances only.

	1988	1989	1990	1991	1992	1993	1994	1995	1996	1997
Victim shot while hunting	1		2		6			1	1	
Gun cleaning death other than self inflicted		1	1						1	
Children playing with gun	1	2	1	2	1	2	1	2	2	4
Other negligent handling of a gun	4	5		2	2	2	7	2	2	4
All other manslaughter by negligence	1	1		2	2	1	8	8	4	4
NEGLIGENT HOMICIDE TOTAL	7	9	4	6	11	5	16	13	10	16*

* 1997 type of circumstance data incomplete for Negligent Homicide.

HOMICIDES - STATE OF OREGON by COUNTY										
	1988	1989	1990	1991	1992	1993	1994	1995	1996	1997
BAKER	1				1					1
BENTON		3	2		1	1	3	2	1	
CLACKAMAS	11	9	5	10	7	11	9	5	5	4
CLATSOP	3	1		3		2		1		2
COLUMBIA	4	1	1	1	5	1		1	1	
COOS	5	1	3	7	2	1	4	1	5	3
CROOK				1	1		1			1
CURRY				2	1		2			
DESCHUTES	3	2	4		4	1	2	2		2
DOUGLAS	3	3	4	10	2	6	4	3	2	2
GILLIAM										
GRANT		2	1		3	1				1
HARNEY									1	
HOOD RIVER						1	2			
JACKSON	6	5	5	2	5	4	6	9	10	5
JEFFERSON		1			2	1			2	
JOSEPHINE	9	2	4	4	4	4	3	7	3	3
KLAMATH	2	8	3	2	3	5	4	3	4	3
LAKE					1	1				
LANE	12	11	5	4	10	6	5	12	11	5
LINCOLN	4	1	1		2	2	1	5		
LINN	2	5	2		2	2	5	3	2	1
MALHEUR		1	1	1	2					1
MARION	10	5	9	9	19	14	15	15	9	4
MORROW		2						1		
MULTNOMAH	53	48	42	56	46	61	60	47	49	53
POLK	1	4	3		1	1	3	3	2	1
SHERMAN		1								
TILLAMOOK		3				1				
UMATILLA	3	2	5		2	1	3	2	2	2
UNION	1	1	1	1		3	2	1		
WALLOWA										1
WASCO		1		7			1		1	1
WASHINGTON	3	4	7	7	8	9	11	6	7	3
WHEELER							1			
YAMHILL	4	1	2	2	3	1	1		2	2
TOTAL	140	128	110	129	137	141	148	129	119	101

OTHER SEX CRIMES by TYPE and VICTIM 1996 & 1997								
TYPE	VICTIM ADULT MALE		VICTIM ADULT FEMALE		VICTIM JUVENILE MALE		VICTIM JUVENILE FEMALE	
	1996	1997	1996	1997	1996	1997	1996	1997
Non-Force Rape	3	2	56	38	28	23	395	425
Contrib. to Sex Delinq.	4	6	14	8	48	41	199	165
Physical Molest	51	44	464	378	443	475	1,851	1,813
Obscene Phone Call	19	11	119	105	5	0	16	14
Incest	2	1	4	5	14	6	28	28
Indecent Exposure	149	132	418	335	44	45	191	166
Forcible Sodomy	33	34	111	86	219	174	192	181
Non-Force Sodomy	3	5	8	9	74	56	60	64
Other Sex Crimes	46	33	140	153	106	105	287	326
TOTAL	310	268	1,334	1,117	981	925	3,219	3,182

1996 & 1997 Data in this table does not include Douglas County Sheriff's Department or Hillsboro Police Department.

1997 Data in this table does not include 2 months for The Dalles Police Department.