

STATE OF OREGON
REPORT OF
CRIMINAL OFFENSES and ARRESTS
1997

This report was prepared from information provided through the Oregon Uniform Crime Reporting program by Oregon Law Enforcement Agencies for 1997.

Notes regarding missing data:

Typically, some tables in the report will contain footnotes regarding data which was not reported or not available for various reasons. The 1997 and 1996 reports include several footnotes for three agencies which are normally complete in all respects. These are the Douglas County Sheriff's Department in Douglas County, the Hillsboro Police Department in Washington County and the Oregon State Police. Each of these agencies made changes to their automated information systems in anticipation of being able to report using new published State standards and formats. LEDS was unable to implement the new central reporting system as planned and, therefore, was unable to accept data from Douglas County, Hillsboro and Oregon State Police in the new format. These three agencies then implemented extra procedures to provide summary level arrest and offense data from their systems for this annual report. Data for some of the more detailed tables could not be effectively included and, where appropriate, these tables have been footnoted.

Additional information relating to this report or the Oregon Uniform Crime Reporting program may be obtained by contacting:

Jeffrey D. Bock, Manager
Oregon Uniform Crime Reporting
Law Enforcement Data System
400 Public Service Building
Salem, Oregon 97310
(503) 378-3057

November 1999

TABLE OF CONTENTS

	Page
INTRODUCTION	vii
SECTION - 1 STATEWIDE SUMMARY	1-1
Summary	1-3
1997 Criminal Offenses by Population Center	1-5
Chart - Total Reported Offenses - January through December 1997	1-6
Reported Offenses	1-7
Map - Oregon County Map	1-8
County Five Year Profile of Total Crimes	1-9
Chart - Total Reported Arrests - January through December 1997	1-10
Reported Arrests	1-11
Index Crime Offenses	1-12
Chart - Total Reported Index Crime Offenses	1-12
Index Crime Arrests.....	1-13
Chart - Total Reported Index Crime Arrests	1-13
Map - Oregon County Map.....	1-14
County Five Year Profile of Index Crime	1-15
Statewide Offenses by Month, 1997	1-17
Statewide Offenses by Type of Location, 1997	1-18
Statewide Offenses by Time of Occurrence, 1997	1-19

	Page
Report of Criminal Offenses Motivated by Prejudice January through December 1997	1-21
Oregon Bias Crime Statistics Summary January through December 1997	1-23
Chart - Bias Crime Total by Month January through December 1997 Compared to January through December 1996	1-24
Chart - Bias Crime by Type of Prejudice January through December 1997 Compared to January through December 1996	1-24
Reported Incidents by Month	1-25
Reported Incidents by Type of Crime	1-25
Reported Incidents by Type of Prejudice	1-25
Number and Description of Victims	1-27
Number and Description of Offenders	1-27
Chart - Crimes Motivated by Prejudice by County January through December 1996 and 1997	1-28
Reported Incidents by County of Occurrence	1-29
Domestic Disturbance Reporting January through December 1997	1-31
Domestic Disturbance Reporting Summary January through December 1997	1-33
Oregon Domestic Disturbance Reported Incidents by County and Type .	1-34

SECTION - 2 STATEWIDE CRIMES AGAINST PERSONS
OFFENSE and ARREST PROFILE2-1

Oregon Crime Clock2-3

Chart - Statewide Crimes Against Persons, 19972-4

Statewide Crimes Against Persons, 1997
Offenses, Arrests and Property Loss by Crime2-5

Map - Oregon County Map2-6

County Five Year Profile of Crimes Against Persons2-7

Statewide Ten Year Offense, Population and Rate Profile2-8

Statewide Five Year Offenses by Force Element2-9

Statewide Homicide Victims by Sex, Race and Weapon2-10

Statewide Negligent Homicide by Type2-10

Homicides - State of Oregon by County2-11

Other Sex Crimes by Type and Victim 1996 & 19972-12

SECTION - 3 STATEWIDE CRIMES AGAINST PROPERTY
OFFENSE and ARREST PROFILE3-1

Oregon Crime Clock.....3-3

Chart - Statewide Crimes Against Property, 19973-4

Statewide Crimes Against Property, 1997
Offense, Arrests and Property Loss by Crime3-5

County Five Year Profile of Crimes Against Property3-6

Statewide Ten Year Offense, Population and Rate Profile3-7

SECTION - 4 STATEWIDE BEHAVIORAL CRIMES OFFENSE and ARREST PROFILE	4-1
Oregon Crime Clock	4-3
Chart - Statewide Behavioral Crimes, 1997	4-4
Statewide Behavioral Crimes, 1997 Offenses, Arrests and Property Loss by Crime	4-5
Map - Oregon County Map	4-6
County Five Year Profile of Behavioral Crimes	4-7
Statewide Ten Year Offense, Population and Rate Profile	4-8
Statewide Drug Law Offenses by Type of Drug and Activity, 1997	4-9
Statewide Drug Law Arrests by Type of Drug and Activity, 1997	4-9
Drug Offenses by County and Type, 1997	4-10
Drug Arrests by County and Type, 1997	4-11
Map - Oregon County Map	4-12
Drug Offenses by County 1993 through 1997	4-13
D. U. I. I. Offenses by County 1993 through 1997	4-14
D. U. I. I. Offenses Distributed by County and Major Population Center, 1997 ...	4-15
 SECTION - 5 STATEWIDE REGULATORY OFFENSES TRAFFIC CRIME, FISH & GAME, and MARINE VIOLATIONS	 5-1
Statewide Offense and Arrest Summary	5-3
Map - Oregon County Map.....	5-4
Traffic Crime Offenses by County, 1997	5-5
Fish & Game Offenses by County, 1997	5-6
Marine Violations Offenses by County, 1997	5-7

	Page
SECTION - 6 STATEWIDE ARREST INFORMATION	6-1
Number of Arrests by Age - State of Oregon, 1997	6-3
Number of Male Arrests by Age - State of Oregon, 1997	6-4
Number of Female Arrests by Age - State of Oregon, 1997	6-5
Number of Arrests by Race - State of Oregon, 1997	6-7
Map - Oregon County Map	6-8
State of Oregon Arrests by Race & County, 1997	6-9
Total Arrests for Crimes Against Persons by Race & County, 1997	6-10
Total Arrests for Crimes Against Property by Race & County, 1997	6-11
Total Arrests for Behavioral Crimes by Race & County, 1997	6-12
SECTION - 7 STATEWIDE LAW ENFORCEMENT EMPLOYEES and OFFICER ASSAULTED INFORMATION	7-1
Law Enforcement Employees - Statewide, 1997	7-3
Law Enforcement Employees - History	7-3
Law Enforcement Employees by Department with Officer Assault, 1997	7-4
Statewide Officer Assault, 1997	7-9
SECTION - 8 AGENCY SUMMARY and DETAIL TABLES	8-1
SECTION - 9 ABBREVIATED CRIME REPORTING DEFINITIONS	9-1
Crimes Against Persons	9-3
Crimes Against Property	9-4
Behavioral Crimes	9-5

This page is intentionally blank.

INTRODUCTION

The Oregon Uniform Crime Reporting (OUCR) program presents information in offense and arrest groupings of **Crimes Against Persons**, **Crimes Against Property** and **Behavioral Crimes**.

The offense groups are described below.

Crimes Against Persons: Criminal offenses where the victim is present and the act is violent, threatening or has the potential of being physically harmful.

Willful Murder	Kidnapping
Negligent Homicide	Robbery
Rape	Aggravated Assault
Other Sex Crimes	Simple Assault

Crimes Against Property: Criminal offenses that involve taking something of value by theft or deception or the destruction of property.

Burglary	Fraud
Larceny	Embezzlement
Motor Vehicle Theft	Stolen Property (Buy, Sell, Possess)
Arson	Vandalism
Forgery/Counterfeit	

Behavioral Crimes: Crimes that represent society's prohibitions on engaging in certain types of activity such as criminal offenses that violate laws relating to personal conduct, responsibility and public order. Although not necessarily violent or property offenses in themselves, they may often contribute to other criminal acts.

Weapons Regulation Laws	Liquor Laws
Prostitution	Disorderly Conduct
Drug Laws	All Other Offenses (Except Traffic)
Gambling	Curfew
Offenses Against Family	Runaway Juveniles
D. U. I. I.	

Traffic Crime, Fish & Game, and Marine Violations: These three areas will be shown separately and are not included in crime totals listed above.

This page is intentionally blank.

SECTION 1

STATEWIDE SUMMARY

This section presents an overview of Statewide Statistics
relating to criminal Offenses and Arrests for 1997.

This page is intentionally blank.

SUMMARY

CRIME IN OREGON

Crime in Oregon increased 5.6% in 1997 when compared to 1996. Crime increased in 21 of the 36 counties in Oregon

Crime in the five major populated counties is depicted in this summary as a visual overview of crime in Oregon. The counties of Clackamas, Lane, Marion, Multnomah and Washington represent 59.6% of the State's population. These 5 counties reported 60.3% of the total crime in Oregon and 64.7% of the total Crimes Against Persons.

OREGON POPULATION

Population estimates for Oregon are provided by the Center of Population Research and Census, Portland State University. Total Oregon population for 1997 Statistics is 3,217,000.

CRIMES AGAINST PERSONS

Crimes Against Persons decreased 1.2% from 1996 to 1997.

DECREASES REPORTED:

Willful Homicide, Other Sex Crimes, Robbery and Aggravated Assault all reported decreases.

INCREASES REPORTED:

Negligent Homicide, Rape and Kidnapping reported increases.

Simple Assault showed no change.

CRIMES AGAINST PROPERTY

Crimes Against Property increased 6.3% from 1996 to 1997.

INCREASES REPORTED:

Burglary, Larceny, Motor Vehicle Theft, Arson, Forgery/Counterfeiting, Fraud, Embezzlement and Stolen Property Offenses (Possession, buy, sell) all reported increases.

DECREASES REPORTED:

Vandalism reported a decrease.

BEHAVIORAL CRIMES

Behavioral Crimes increased 6.5% from 1996 to 1997.

INCREASES REPORTED:

Weapons Offenses, Drug Laws, Offenses Against Family, Liquor Laws, Disorderly Conduct, "All Other" and Runaway all reported increases.

DECREASES REPORTED:

Prostitution, Gambling, D.U.I.I. and curfew reported decreases.

INDEX CRIME RATE

The Index Crime Rate for 1997 was 639.9 crimes per 10,000 population. This is a 5.5% increase from the rate of 606.4 for 1996. These rates are based on estimated population of 3,217,000 for 1997 and 3,181,000 for 1996.

ARRESTS IN OREGON

Arrests = 178,945 (This excludes arrests for Traffic Crime, Fish & Game, or Marine)

The total number of arrests increased 1.8%.

Arrests of Adults (persons 18 years and older) increased 4.5%

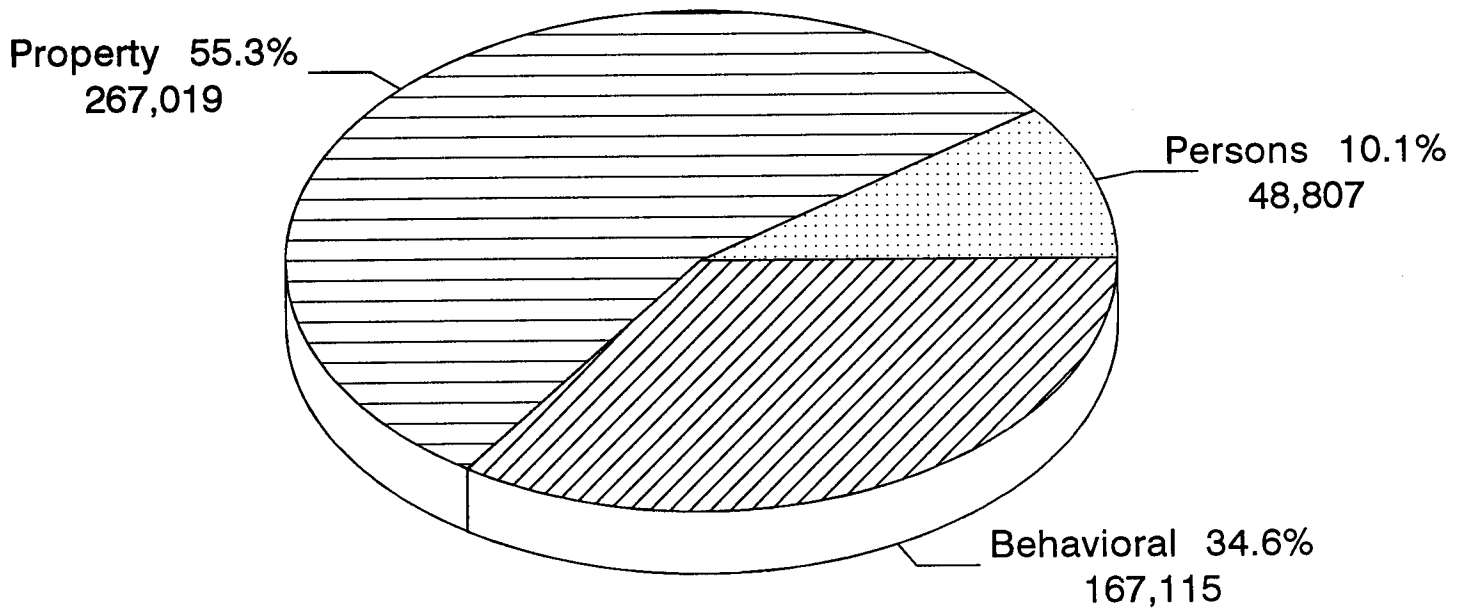
Arrests of Juveniles (persons 17 years and younger) decreased 4.8%

1997 CRIMINAL OFFENSES by POPULATION CENTER

The cities of Portland, Salem and Eugene, combined have 23.6% of the Oregon population and reported 37.9% of the Crimes Against Persons, 34.2% of the Crimes Against Property, 26.6% of Behavioral Crimes and 31.9% of the Crime Total.

Multnomah, Clackamas, Washington, Marion and Lane Counties contain 59.6% of the State's population and reported 60.3% of the Crime Total.

TOTAL REPORTED OFFENSES
January through December 1997



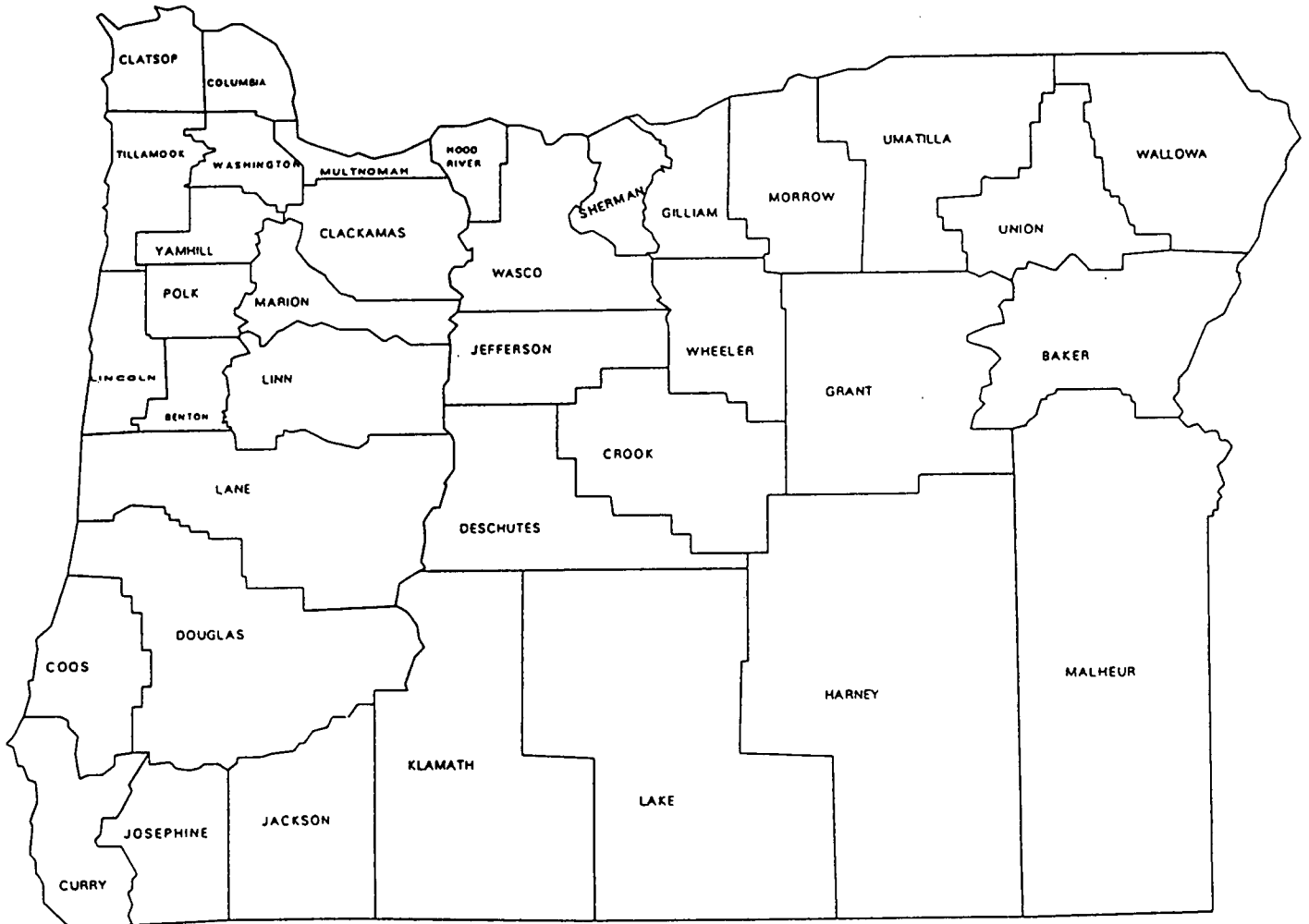
Total Offenses = 482,941

REPORTED OFFENSES

			PERCENT	RATE PER 10,000	
	1996	1997	CHANGE	1996	1997
CRIMES AGAINST PERSONS					
Willful Murder *	119	101	-15.1%	0.4	0.3
Negligent Homicide (1)	10	16	60.0%	0.03	0.05
Forcible Rape *	1,262	1,285	1.8%	4.0	4.0
Other Sex Offenses	6,021	5,662	-6.0%	18.9	17.6
Kidnapping	597	654	9.5%	1.9	2.0
Robbery *	3,933	3,798	-3.4%	12.4	11.8
Aggravated Assault *	9,440	9,275	-1.7%	29.7	28.8
Simple Assault	28,023	28,016	0.0%	88.1	87.1
TOTAL	49,405	48,807	-1.2%	155.3	151.7
CRIMES AGAINST PROPERTY					
Burglary *	31,537	33,518	6.3%	99.1	104.2
Larceny *	127,685	136,375	6.8%	401.4	423.9
Motor Vehicle Theft *	17,340	19,882	14.7%	54.5	61.8
Arson *	1,580	1,613	2.1%	5.0	5.0
Forgery/Counterfeiting	10,237	13,160	28.6%	32.2	40.9
Fraud	10,326	11,349	9.9%	32.5	35.3
Embezzlement	675	737	9.2%	2.1	2.3
Stolen Property	712	1,225	72.1%	2.2	3.8
Vandalism	51,049	49,160	-3.7%	160.5	152.8
TOTAL	251,141	267,019	6.3%	789.5	830.0
BEHAVIORAL CRIMES					
Weapon Laws	3,845	4,063	5.7%	12.1	12.6
Prostitution	889	848	-4.6%	2.8	2.6
Drug Laws	18,021	20,967	16.3%	56.7	65.2
Gambling	37	16	-56.8%	0.1	0.0
Crimes Against Family	2,386	2,451	2.7%	7.5	7.6
D.U.I.I.	23,985	22,721	-5.3%	75.4	70.6
Liquor Laws	13,772	14,531	5.5%	43.3	45.2
Disorderly Conduct	17,256	17,393	0.8%	54.2	54.1
All Other (Except Traffic)	54,243	61,492	13.4%	170.5	191.1
Curfew	7,961	7,284	-8.5%	25.0	22.6
Runaway Juveniles	14,591	15,349	5.2%	45.9	47.7
TOTAL	156,986	167,115	6.5%	493.5	519.5
GRAND TOTAL	457,532	482,941	5.6%	1438.3	1501.2
* Index Total	192,896	205,847	6.7%	606.4	639.9
Traffic Crime	26,656	26,927	1.0%	83.8	83.7
Fish & Game Violations	5,309	5,033	-5.2%	16.7	15.6
Marine Violations	720	719	-0.1%	2.3	2.2

(1) Negligent Homicide offenses do not include vehicular deaths

OREGON COUNTY MAP

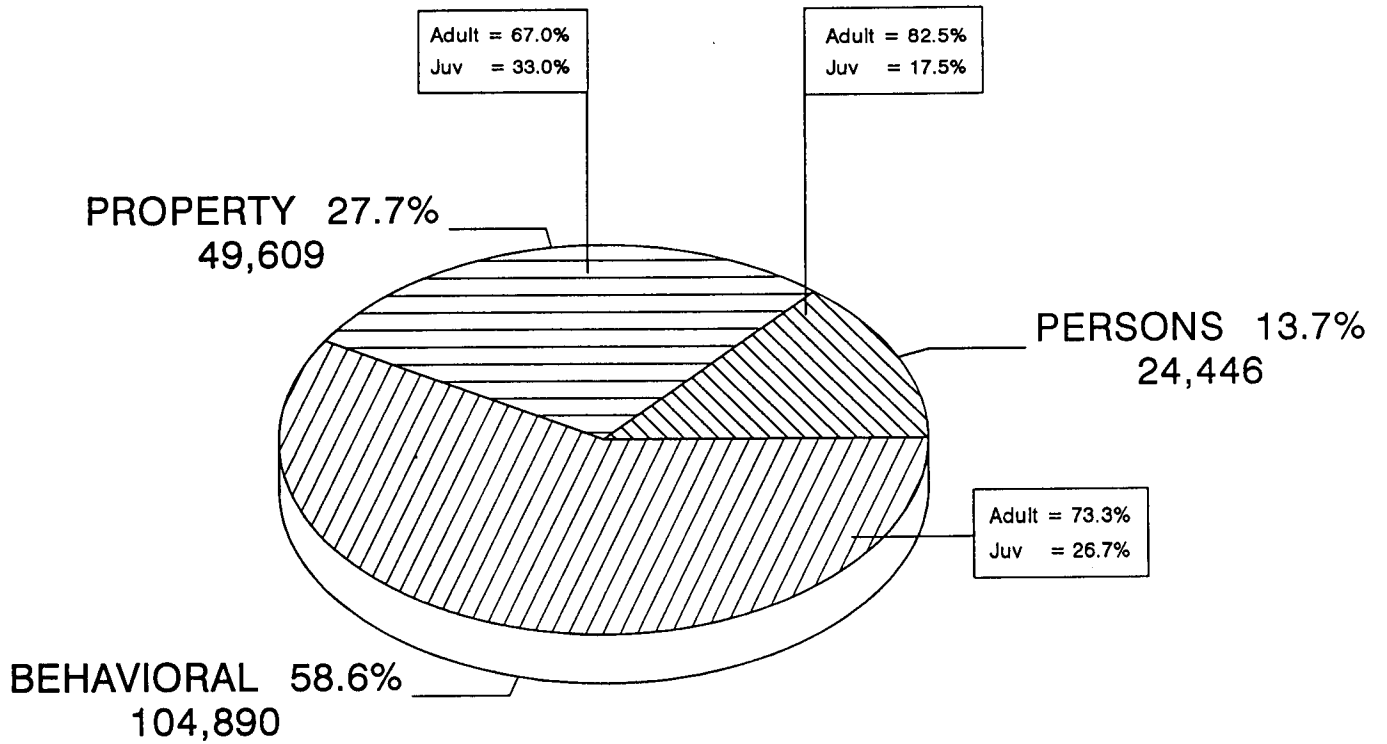


COUNTY FIVE YEAR PROFILE OF TOTAL CRIMES

	1993	1994	1995	1996	1997
BAKER	2,200	2,513	2,584	2,888	3,452
BENTON	9,116	10,518	9,883	9,072	9,691
CLACKAMAS	29,544	30,868	33,079	35,053	34,355
CLATSOP	6,340	6,470	6,781	6,089	6,181
COLUMBIA	4,166	3,795	4,350	4,333	4,215
COOS	10,705	11,014	12,370	10,577	11,316
CROOK	1,960	2,025	2,373	2,705	2,951
CURRY	1,937	1,976	2,230	1,913	1,777
DESCHUTES	10,454	12,063	13,836	13,893	15,196
DOUGLAS	13,026	14,752	13,466	13,870	12,549
GILLIAM	82	112	124	164	156
GRANT	693	720	708	666	649
HARNEY	514	518	572	694	1,013
HOOD RIVER	1,703	1,767	1,947	1,984	2,128
JACKSON	24,398	24,897	22,835	26,639	29,032
JEFFERSON	1,786	2,105	2,664	2,558	2,531
JOSEPHINE	10,421	8,515	8,481	8,584	10,119
KLAMATH	4,990	5,781	6,928	5,977	6,612
LAKE	445	460	522	447	508
LANE	36,595	42,471	45,532	45,884	49,498
LINCOLN	6,529	7,455	7,169	6,905	6,827
LINN	18,552	18,400	20,087	18,611	19,708
MALHEUR	3,775	4,745	4,703	4,915	4,517
MARION	43,388	49,041	51,394	46,652	49,254
MORROW	897	1,044	1,099	1,233	1,178
MULTNOMAH	109,092	114,855	117,532	111,094	118,636
POLK	8,234	9,630	9,139	8,944	9,050
SHERMAN	169	156	193	188	160
TILLAMOOK	2,118	2,482	2,629	2,503	2,458
UMATILLA **	5,844	6,155	10,397	9,505	10,469
UNION	2,090	2,190	2,237	2,166	2,508
WALLOWA	638	458	514	507	505
WASCO	3,143	3,906	3,841	3,235	3,627
WASHINGTON	31,511	33,932	37,112	36,245	39,317
WHEELER	109	115	128	148	130
YAMHILL	10,666	12,119	12,076	10,691	10,668
TOTAL	417,830	450,023	471,515	457,532	482,941

** Umatilla County - Pendleton Police Department submitted no reports for 1993 or 1994 but resumed reporting in 1995.

TOTAL REPORTED ARRESTS
January through December 1997



Total Arrests = 178,945

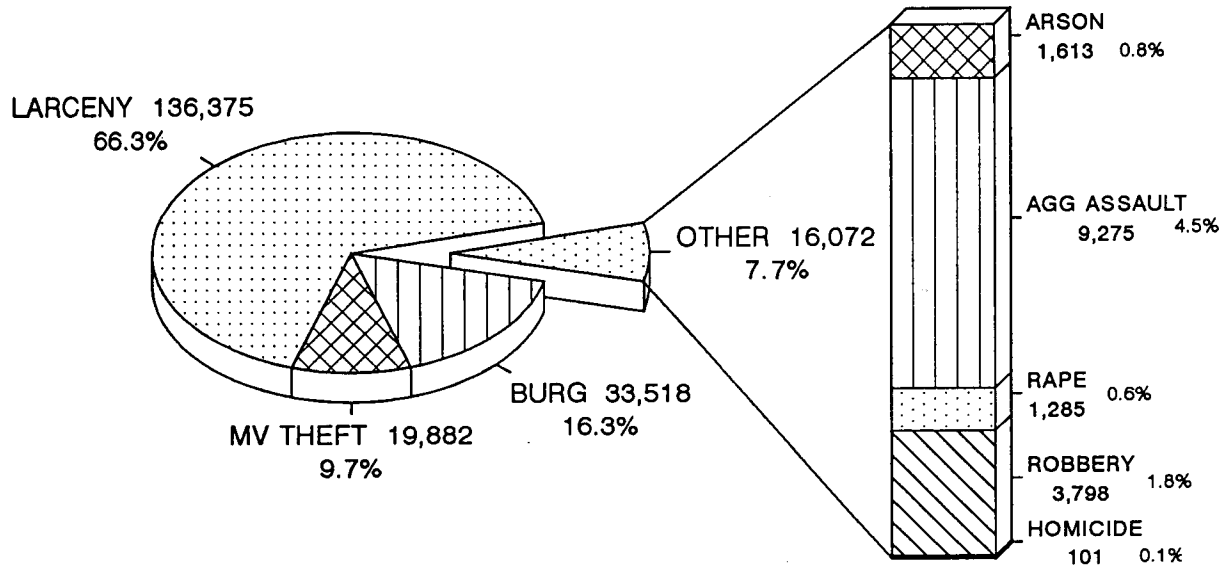
REPORTED ARRESTS

	1996			1997			TOTAL PERCENT CHANGE
	ADULT	JUVENILE	TOTAL	ADULT	JUVENILE	TOTAL	
CRIMES AGAINST PERSONS							
Willful Murder *	132	20	152	99	13	112	-26.3%
Negligent Homicide (1)	17		17	16	7	23	35.3%
Forcible Rape *	259	58	317	257	68	325	2.5%
Other Sex Offenses	1,183	344	1,527	1,137	318	1,455	-4.7%
Kidnapping	115	12	127	105	16	121	-4.7%
Robbery *	1,079	369	1,448	1,004	304	1,308	-9.7%
Aggravated Assault *	2,078	693	2,771	2,067	613	2,680	-3.3%
Simple Assault	15,468	3,128	18,596	15,496	2,926	18,422	-0.9%
TOTAL	20,331	4,624	24,955	20,181	4,265	24,446	-2.0%
CRIMES AGAINST PROPERTY							
Burglary *	2,479	1,887	4,366	2,721	1,882	4,603	5.4%
Larceny *	18,821	10,945	29,766	19,428	9,615	29,043	-2.4%
Motor Vehicle Theft *	2,286	1,226	3,512	2,847	1,109	3,956	12.6%
Arson *	202	302	504	179	283	462	-8.3%
Forgery/Counterfeiting	1,922	179	2,101	3,047	243	3,290	56.6%
Fraud	1,438	178	1,616	1,435	152	1,587	-1.8%
Embezzlement	82	2	84	81	6	87	3.6%
Stolen Property	472	177	649	594	181	775	19.4%
Vandalism	2,799	3,094	5,893	2,905	2,901	5,806	-1.5%
TOTAL	30,501	17,990	48,491	33,237	16,372	49,609	2.3%
BEHAVIORAL CRIMES							
Weapon Laws	1,945	527	2,472	2,167	554	2,721	10.1%
Prostitution	913	20	933	741	15	756	-19.0%
Drug Laws	14,209	2,638	16,847	15,864	2,415	18,279	8.5%
Gambling	20	4	24	9	4	13	-45.8%
Crimes Against Family	741	21	762	720	17	737	-3.3%
D.U.I.I.	21,569	275	21,844	20,796	304	21,100	-3.4%
Liquor Laws	10,429	6,108	16,537	10,802	5,848	16,650	0.7%
Disorderly Conduct	4,091	1,319	5,410	4,305	1,343	5,648	4.4%
All Other (Except Traffic)	19,849	7,906	27,755	21,424	8,089	29,513	6.3%
Curfew		5,451	5,451		5,117	5,117	-6.1%
Runaway Juveniles		4,287	4,287		4,356	4,356	1.6%
TOTAL	73,766	28,556	102,322	76,828	28,062	104,890	2.5%
GRAND TOTAL	124,598	51,170	175,768	130,246	48,699	178,945	1.8%
* Index Total	27,336	15,500	42,836	28,602	13,887	42,489	-0.8%
Traffic Crime	16,143	693	16,836	16,298	707	17,005	1.0%
Fish & Game Violations	4,623	226	4,849	4,443	573	5,016	3.4%
Marine Violations	657	28	685	653	31	684	-0.1%

INDEX CRIME OFFENSES

INDEX			PERCENT CHANGE	RATE PER 10,000	
	1996	1997		1996	1997
INDEX					
Willful Murder	119	101	-15.1%	0.4	0.3
Forcible Rape	1,262	1,285	1.8%	4.0	4.0
Robbery	3,933	3,798	-3.4%	12.4	11.8
Aggravated Assault	9,440	9,275	-1.7%	29.7	28.8
Total Violent Index	14,754	14,459	-2.0%	46.4	44.9
Burglary	31,537	33,518	6.3%	99.1	104.2
Larceny	127,685	136,375	6.8%	401.4	423.9
Motor Vehicle Theft	17,340	19,882	14.7%	54.5	61.8
Arson	1,580	1,613	2.1%	5.0	5.0
Total Property Index	178,142	191,388	7.4%	560.0	594.9
INDEX TOTAL	192,896	205,847	6.7%	606.4	639.9

TOTAL REPORTED INDEX CRIME OFFENSES January through December 1997

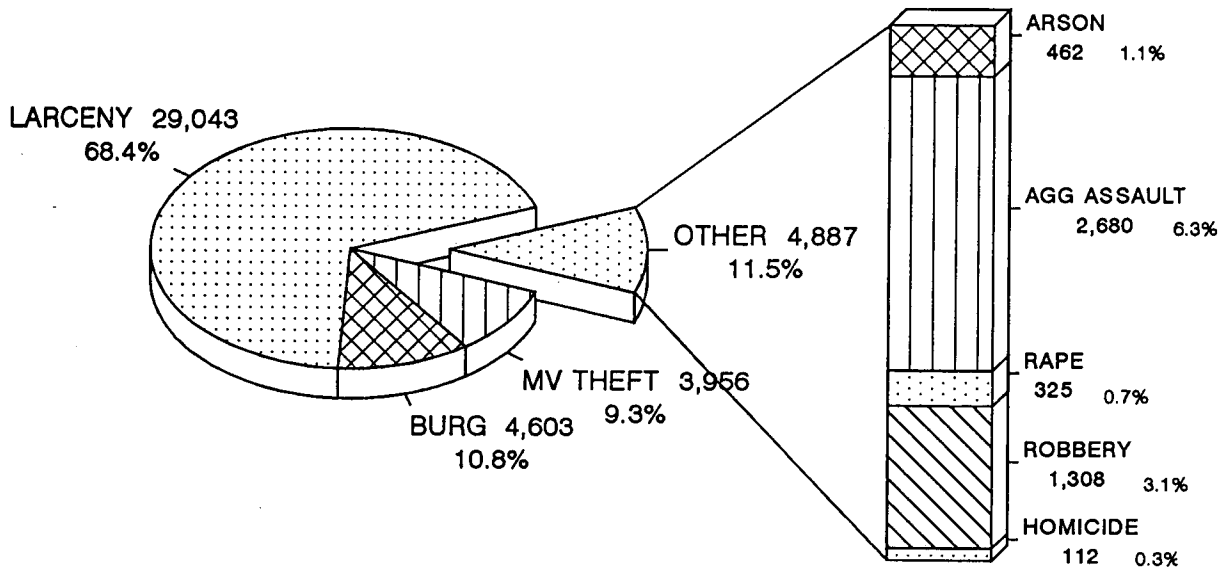


Total Index Crime = 205,847

INDEX CRIME ARRESTS

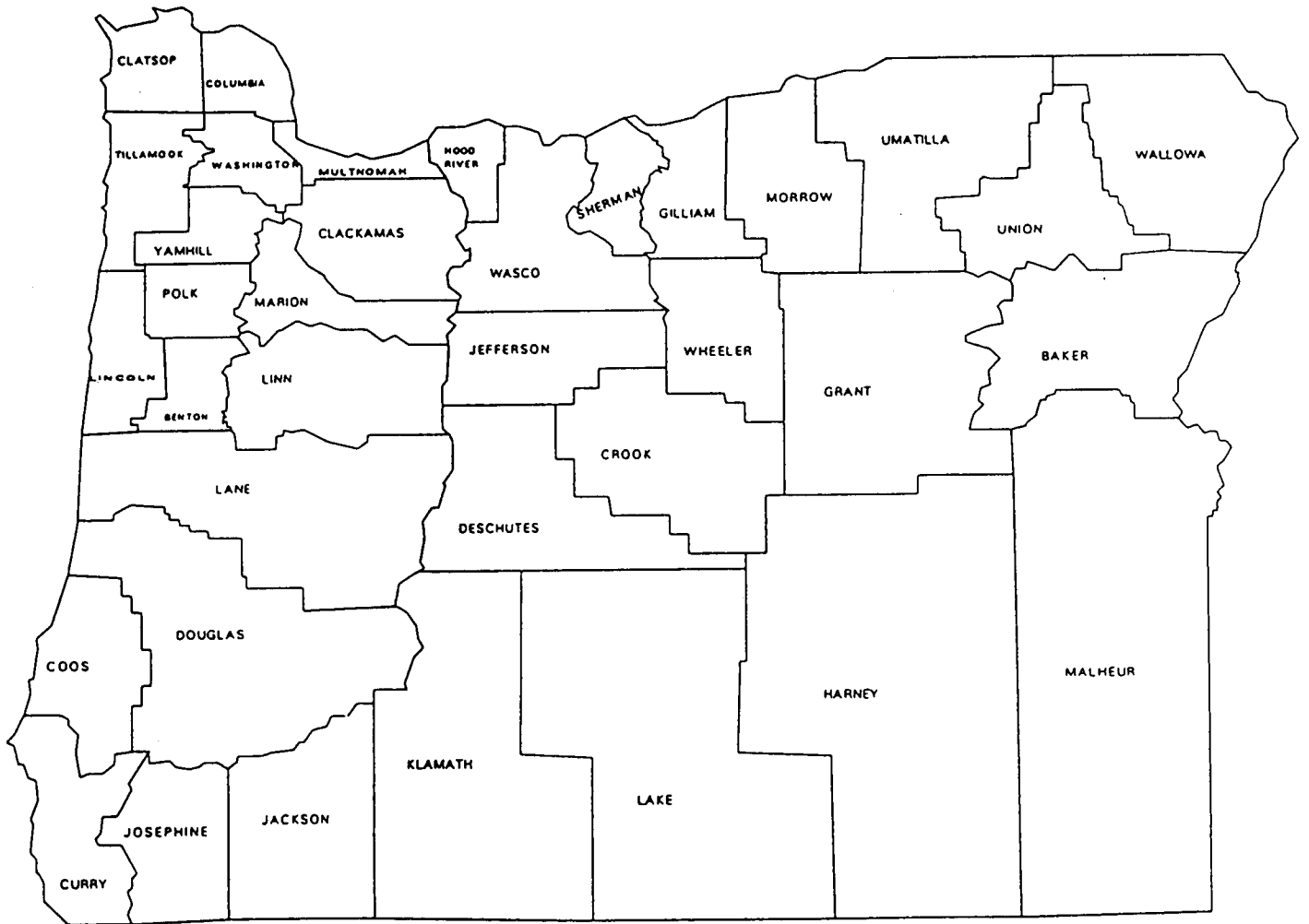
INDEX	1996			1997			PERCENT CHANGE
	ADULT	JUVENILE	TOTAL	ADULT	JUVENILE	TOTAL	
Willful Murder	132	20	152	99	13	112	-26.3%
Forcible Rape	259	58	317	257	68	325	2.5%
Robbery	1,079	369	1,448	1,004	304	1,308	-9.7%
Aggravated Assault	2,078	693	2,771	2,067	613	2,680	-3.3%
Total Violent Index	3,548	1,140	4,688	3,427	998	4,425	-5.6%
Burglary	2,479	1,887	4,366	2,721	1,882	4,603	5.4%
Larceny	18,821	10,945	29,766	19,428	9,615	29,043	-2.4%
Motor Vehicle Theft	2,286	1,226	3,512	2,847	1,109	3,956	12.6%
Arson	202	302	504	179	283	462	-8.3%
Total Property Index	23,788	14,360	38,148	25,175	12,889	38,064	-0.2%
INDEX TOTAL	27,336	15,500	42,836	28,602	13,887	42,489	-0.8%

TOTAL REPORTED INDEX CRIME ARRESTS January through December 1997



Total Index Arrests = 42,489

OREGON COUNTY MAP



COUNTY FIVE YEAR PROFILE OF INDEX CRIMES

	1993	1994	1995	1996	1997
BAKER	752	801	945	995	1,151
BENTON	3,156	3,930	3,868	3,375	3,735
CLACKAMAS	14,096	15,165	16,183	16,142	16,637
CLATSOP	1,742	1,675	1,895	1,988	1,752
COLUMBIA	1,175	1,048	1,162	1,121	1,163
COOS	3,250	3,442	3,821	2,962	3,251
CROOK	483	630	769	745	957
CURRY	669	558	680	619	540
DESCHUTES	4,329	4,954	6,020	5,878	6,540
DOUGLAS	3,815	4,724	4,747	4,396	4,078
GILLIAM	26	37	31	33	34
GRANT	250	261	230	189	213
HARNEY	236	181	219	191	253
HOOD RIVER	603	676	685	643	837
JACKSON	9,111	9,975	10,748	9,177	10,181
JEFFERSON	525	569	832	851	772
JOSEPHINE	3,357	3,562	3,825	3,369	3,984
KLAMATH	1,954	2,440	3,160	2,522	2,618
LAKE	162	151	180	194	181
LANE	16,550	20,428	22,418	21,840	23,536
LINCOLN	2,208	2,696	2,601	2,277	2,496
LINN	5,984	7,080	7,297	6,202	7,084
MALHEUR	1,233	1,647	1,517	1,444	1,355
MARION	16,425	19,242	21,549	18,530	19,529
MORROW	318	408	363	461	425
MULTNOMAH	60,353	63,071	63,355	57,837	61,608
POLK	1,990	2,763	2,559	2,370	2,351
SHERMAN	53	44	70	66	59
TILLAMOOK	691	879	820	692	648
UMATILLA **	2,114	2,009	3,021	2,895	3,099
UNION	690	788	752	831	1,056
WALLOWA	180	136	149	158	160
WASCO	1,176	1,662	1,469	1,132	1,231
WASHINGTON	13,740	15,023	17,051	16,977	18,320
WHEELER	26	46	54	46	44
YAMHILL	2,834	3,437	3,714	3,748	3,969
TOTAL	176,256	196,138	208,759	192,896	205,847

** Umatilla County - Pendleton Police Department submitted no reports for 1993 or 1994, but resumed reporting in 1995.

This page is intentionally blank.

OFFENSES BY MONTH OF OCCURANCE

CLASSIFICATION OF OFFENSES	JAN	FEB	MAR	APR	MAY	JUN	JUL	AUG	SEP	OCT	NOV	DEC	TOTAL
PART 1 & PART 2													
01. HOMICIDE													
1. WILLFUL MURDER	7	3	5	8	6	8	11	5	4	11	8	2	78
2. AGGRAVATED MURDER	3	2	1	1			2	1	2	2	2	1	17
3. NEGL. NON-TRAFFIC	1	3	1	1	3	1	1	2		1		2	16
4. TRAFFIC DEATH ARRESTS													
TOTAL	11	8	8	10	9	9	14	8	6	14	10	5	112
02. RAPE (FORCIBLE)													
1. FORCIBLE	82	78	81	82	87	99	74	103	106	89	90	77	1,048
2. ATTEMPT RAPE-FORCE	25	22	17	20	19	19	30	23	25	18	22	14	254
TOTAL	117	116	106	105	112	118	105	126	131	107	112	91	1,346
03. ROBBERY													
1. HIGHWAY	115	92	104	93	110	112	84	110	122	99	75	96	1,212
2. BUSINESS	108	103	93	107	83	92	72	105	105	114	108	128	1,216
3. SERVICE STATION	15	13	15	6	5	2	10	4	7	6	11	12	106
4. CONVENIENCE STORE	27	28	27	26	31	12	14	15	14	23	26	20	263
5. RESIDENCE	19	19	28	27	12	17	25	20	21	25	29	29	271
6. BANK	11	13	17	18	15	9	12	19	22	20	22	25	203
9. OTHER	38	42	25	45	39	34	43	41	43	47	42	45	484
TOTAL	331	310	309	322	295	278	260	314	334	334	313	355	3,755
04. AGGRAVATED ASSAULT													
1. AGGRAVATED	742	612	736	660	761	733	849	885	810	703	711	772	8,974
3. ATTEMPTED MURDER	10	14	16	17	18	21	27	29	24	9	17	22	224
TOTAL	752	626	752	677	779	754	876	914	834	712	728	794	9,198
05. BURGLARY													
1. RESIDENCE	1,539	1,396	1,707	1,462	1,581	1,657	1,832	1,807	1,780	1,538	1,683	1,706	19,688
2. BUSINESS	653	681	787	623	555	549	588	592	559	642	598	642	7,534
3. OTHER STRUCTURE	411	347	385	389	422	481	466	427	439	551	502	576	5,396
TOTAL	2,603	2,424	2,859	2,474	2,558	2,687	2,886	2,826	2,778	2,687	2,827	3,009	32,618
06. LARCENY													
1. PICKPOCKET	11	22	32	23	17	27	20	29	26	21	15	27	270
2. PURSES/NATCH	22	15	14	16	22	23	21	16	23	21	15	31	239
3. SHOPLIFT	2,005	1,889	1,970	1,764	1,683	1,783	1,742	1,753	1,698	1,698	1,890	1,957	22,032
4. FROM MOTOR VEHICLE	3,124	2,785	3,219	2,973	3,054	3,012	3,202	3,129	3,071	3,646	3,537	3,511	38,263
5. MOTOR VEH. PART/ACC.	1,291	1,099	1,170	1,056	1,104	1,144	1,077	1,082	1,202	1,272	1,097	1,145	13,739
6. BICYCLES	391	465	588	607	764	956	1,081	1,157	1,084	976	726	534	9,331
7. FROM PUBLIC BUILDING	894	800	876	796	827	734	705	691	780	843	736	815	9,501
8. FROM COIN-OP MACHINE	53	56	39	25	24	17	32	14	52	62	25	28	427
9. ALL OTHERS	3,136	2,996	3,258	3,124	3,229	3,271	3,394	3,453	3,395	3,480	3,293	3,698	39,727
TOTAL	10,927	10,127	11,166	10,386	10,724	10,967	11,274	11,324	11,331	12,219	11,336	11,746	133,529
07. MOTOR VEHICLE THEFT													
1. AUTOMOBILES	986	831	965	904	862	888	921	1,076	965	1,030	1,133	1,270	11,831
2. TRUCKS AND BUSES	552	406	488	428	468	488	530	531	537	565	591	668	6,252
3. MOTORCYCLES	46	48	53	55	56	85	83	93	73	85	69	63	809
4. SNOWMOBILES	2	6	3	2	4	3	2	3	2	4	1	3	35
9. OTHER VEHICLES	25	21	25	30	29	42	55	54	44	42	42	49	458
TOTAL	1,611	1,312	1,534	1,419	1,419	1,506	1,591	1,757	1,621	1,726	1,836	2,053	19,385
08. SIMPLE ASSAULT	2,234	1,927	2,289	2,171	2,423	2,258	2,569	2,420	2,298	2,213	2,336	2,148	27,268
09. ARSON	98	100	126	120	125	166	160	165	154	134	145	96	1,589
10. FORGERY/COUNTERFEIT	1,051	971	1,148	1,088	889	916	974	1,063	1,193	1,304	1,002	1,217	12,816
11. FRAUD	1,086	872	955	944	774	889	953	988	962	933	823	922	11,121
12. EMBEZZLEMENT	54	61	37	49	58	63	70	67	72	64	51	87	733
13. STOLEN PROPERTY	72	45	69	63	114	65	346	89	81	82	61	75	1,162
14. VANDALISM	4,072	3,529	4,137	3,763	3,821	4,146	4,238	3,917	3,630	4,023	4,179	4,186	47,641
15. WEAPON LAWS	291	257	340	306	282	331	328	327	327	372	375	320	3,904
16. PROSTITUTION	72	99	42	36	54	110	87	56	90	87	58	52	843
17. SEX CRIMES	475	420	484	398	468	509	485	484	459	424	439	453	5,478
18. DRUG LAWS	1,530	1,486	1,823	1,629	1,689	1,635	1,764	1,798	1,678	1,785	1,739	1,623	20,159
19. GAMBLING		1		2	3	5		3	1	1			16
20. OFF. AGAINST FAMILY	199	181	209	188	189	210	224	195	189	191	266	158	2,399
21. DRIVING UNDER INFLUENCE	1,518	1,388	1,534	1,324	1,429	1,472	1,497	1,379	1,356	1,297	1,432	1,421	17,047
22. LIQUOR LAWS	872	831	1,208	1,035	1,277	1,273	1,450	1,301	1,114	892	1,616	846	13,715
24. DISORDERLY CONDUCT	1,228	1,107	1,367	1,349	1,534	1,444	1,571	1,661	1,476	1,299	2,063	1,203	17,302
25. KIDNAPPING	36	43	62	52	52	52	54	59	54	62	61	55	642
26. ALL OTHER	4,326	3,880	4,546	4,544	4,623	4,744	5,071	5,158	4,941	4,662	8,845	4,455	59,795
28. CURFEW	488	382	577	618	620	1,035	790	698	478	516	539	436	7,177
29. RUNAWAY	1,150	1,131	1,262	1,268	1,236	1,074	1,165	1,260	1,177	1,319	1,707	863	14,612
GRAND TOTAL	37,204	33,634	38,909	36,340	37,536	38,716	40,802	40,405	38,785	39,459	44,903	38,669	485,362

STATEWIDE OFFENSES by MONTH, 1997
(Includes offenses which were later unfounded)

Does not include data from Douglas County Sheriff's Department or Hillsboro Police Department. Does not include D.U.I. offenses from Oregon State Police.

STATEWIDE OFFENSES by TYPE OF LOCATION, 1997
 (Includes offenses which were later unfounded)

	01	02 - 17	03	04 - 08	05	06	07	09	10 - 11 - 12	14	18	22 - 24	26	
	HOM	SEX	ROBB	ASLT	BURGL	LARC	MVT	ARSON	F/F/E	VAND	DRUGS	LQ/DC	OTHER	TOTAL
10 SINGLE FAMILY RESID.	34	3,296	134	12,523	14,199	12,884	1,233	208	1,343	6,330	2,349	6,107	22,123	82,763
11 APT/PLEX/CONDOMINIUM	11	1,100	90	5,695	3,711	4,022	423	79	291	1,809	761	2,432	5,431	25,855
12 CLUB/DORMITORY		62	8	315	289	403	29	28	20	182	28	94	463	1,921
13 CABIN		2		12	99	16	5	1	1	26	2	4	45	213
14 HOTEL/MOTEL	1	118	76	348	223	856	52	8	352	284	244	229	476	3,267
20 PUBLIC SAFETY FACIL.		65		360	21	180	16	2	51	247	464	108	1,367	2,881
21 GOVT. OFFICE/SERVICE		38	5	96	174	410	13	5	153	327	122	95	524	1,962
22 PUB.SCHOOL/COLLEGE		167	25	1,251	565	2,909	33	152	44	1,973	598	894	2,198	10,809
23 AUDITORIUM			1	39	38	97	4	2	11	52	6	105	46	401
24 AIRPORT/DEPOT		5	11	32	14	376	8	4	16	70	29	36	157	758
25 CHURCH		12	1	22	316	264	13	8	13	343	6	32	157	1,187
26 PVT.SCHOOL/COLLEGE		17	1	92	82	276	7	11	18	167	50	80	185	986
27 HOSPITAL	1	22	4	66	20	304	4		28	44	25	61	136	715
30 RESTAURANT	1	39	186	316	623	1,773	39	9	1,364	581	65	313	668	5,977
31 THEATER		5	1	12	16	77	9		1	36	2	14	34	207
32 B ALLEY/RINK/ARCADE		2	4	53	35	192	9		68	64	6	51	43	527
33 NIGHT CLUB/TAVERN	2	16	85	812	171	864	68	5	388	230	89	702	565	3,997
34 FINANCIAL		4	183	11	94	299	5		1,988	120	34	30	103	2,871
35 SERVICES	3	10	113	167	475	1,549	103	8	1,624	446	48	145	416	5,107
36 MEDICAL/DENTAL		11	3	16	239	213	6	3	57	140	14	24	84	810
37 PHARMACY/DRUGSTORE		2	13	10	27	266	2	2	187	35	170	16	43	773
38 GROCERY	1	17	291	225	175	7,940	49	7	3,651	307	155	698	944	14,460
39 CONVENIENCE STORE	1	15	254	196	187	3,060	24	5	607	273	66	353	587	5,628
40 DEPARTMENT/VARIETY		32	235	180	174	8,210	53	7	1,762	247	236	142	830	12,108
41 APPAREL		2	29	12	79	972		1	292	55	10	17	46	1,515
42 JEWELRY/CAMERA		1	9	1	25	108			64	18	2	1	6	235
43 FURNITURE/APPLIANCE			2	7	47	94	1	1	113	62	1	3	13	344
44 HARDWARE/SPORT.GOODS		6	6	7	99	425	4		211	55	4	15	52	884
45 MOTOR VEHICLE SALES		22	17	144	337	4,417	638	14	407	2,005	75	75	263	8,414
46 MARINE				9	10	40	5	1	6	7	1	1	10	90
47 CONSTRUCTION			5	15	357	414	24	4	107	144	2	6	46	1,124
48 LIQUOR/BEVERAGE		1	3	2	34	50		1	52	16		14	9	182
49 OTHER BUSINESS	3	82	124	385	2,937	5,399	247	34	2,198	2,449	152	663	2,167	16,840
50 FACTORY/WAREHOUSE		7	19	51	559	1,216	35	11	229	225	7	7	147	2,513
51 OTH.RESIDENCE BLDGS.		19	1	70	2,041	529	122	19	5	276	17	12	114	3,225
52 OTHER FARM BLDGS.		6	2	4	437	151	44	8	4	47	3	6	47	759
53 DOCK/PIER/WHARF		5	3	10	18	87	3	1		14	3	12	23	179
59 OTHER BUILDINGS		12	5	33	704	386	30	19	70	361	17	24	159	1,820
60 STREET/ALLEY/SIDEWALK	17	409	789	5,112	91	18,354	6,321	189	512	9,209	4,666	5,884	11,901	63,454
61 FREEWAY		5		124	2	39	31	17	12	49	105	62	90	536
62 OTHER ROAD	5	47	20	362	7	600	214	38	31	595	646	642	1,493	4,700
63 BRIDGE/VIADUCT/TUNNL		2	4	19		15	1	1	2	69	6	28	94	241
64 PARKING LOT/DRIVEWAY	2	165	265	2,056	145	26,675	8,096	104	197	9,351	915	1,949	3,809	53,729
70 GOLF COURSE		1	2	6	30	90	13	2	5	60		4	33	246
71 PARK/CAMPGROUND/BEACH	1	146	63	500	37	879	55	57	52	951	329	909	1,086	5,065
72 WATER/ShORELINE	2	29	3	50	3	242	12	2	2	78	62	181	272	938
73 CEMETARY		2	1		6	24	2			55	14	6	35	145
74 YARDS/RELATED AREA	1	118	24	745	53	7,691	268	86	57	2,757	120	602	4,765	17,287
75 DEV.FARMLAND/PASTURE		7		22	30	278	23	12	8	213	9	16	458	1,076
76 LOGGING SITE				2	2	47	3	1		14	1	1	35	106
77 WOODS/FOREST/MTS.	1	26	4	46	5	273	13	15	6	107	161	53	430	1,140
79 OTHER AREA		362	57	971	278	4,415	1,027	69	291	1,688	542	941	3,181	13,822
UNKNOWN	27	678	593	3,522	2,572	13,200	641	342	5,846	2,636	6,745	6,608	70,006	113,416
TOTAL	114	7,217	3,774	37,136	32,912	134,550	20,080	1,603	24,817	47,899	20,184	31,507	138,415	500,208

Does not include data from Douglas County Sheriff's Department or Hillsboro Police Department

This page is intentionally blank.

REPORT OF CRIMINAL OFFENSES
MOTIVATED BY PREJUDICE
JANUARY through DECEMBER, 1997

This page is intentionally blank.

OREGON BIAS CRIME STATISTICS SUMMARY

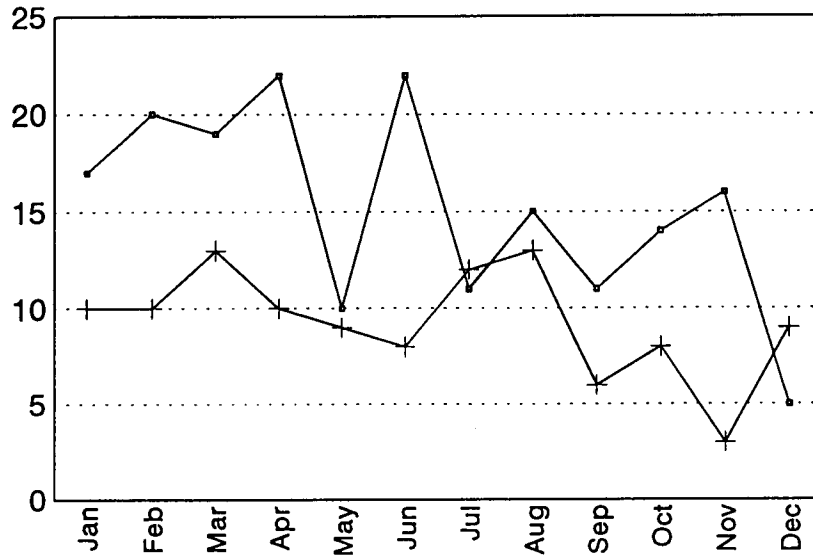
January through December 1997

The 1989 Oregon Legislature passed Senate Bill 606, amending ORS 181.550, requiring law enforcement agencies to report crimes motivated by prejudice to the State Executive Department, Law Enforcement Data System (LEDS). Law Enforcement agencies report these Bias Crime incidents by sending a copy of the police report to LEDS. The 1995 legislature passed Senate Bill 1044 which moved the Law Enforcement Data System from the Executive Department to the Department of Oregon State Police. This transfer included the Uniform Crime Reporting and Bias Crime Reporting Programs.

The number of bias crimes reported for 1997 decreased 39.0% from the number reported for 1996.

Bias Crime

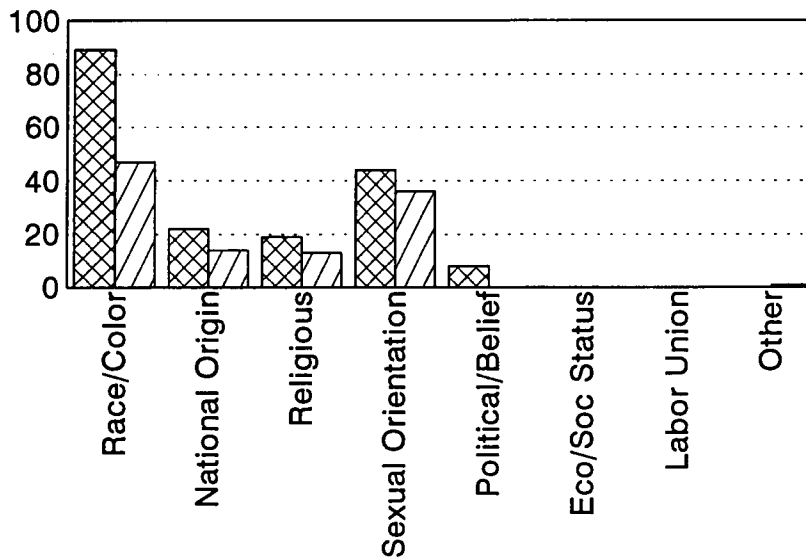
Totals By Month Jan-Dec 1997 Compared to Jan-Dec 1996



1996	17	20	19	22	10	22	11	15	11	14	16	5
1997	10	10	13	10	9	8	12	13	6	8	3	9

By Type of Prejudice

Jan-Dec 1997 Compared to Jan-Dec 1996



1996	89	22	19	44	8	0	0	0
1997	47	14	13	36	0	0	0	1

A. Reported incidents by month:	January through December 1996	January through December 1997
January	17	10
February	20	10
March	19	13
April	22	10
May	10	9
June	22	8
July	11	12
August	15	13
September	11	6
October	14	8
November	16	3
December	5	9
TOTAL	182	111

B. Reported incidents by type of crime:		
Aggravated Assault	22	18
Burglary-Larceny	6	5
Forcible Rape		
Intimidation	87	50
Motor Vehicle Theft		
Murder		
Robbery		2
Simple Assault	22	18
Vandalism	41	18
Other	4	
TOTAL	182	111

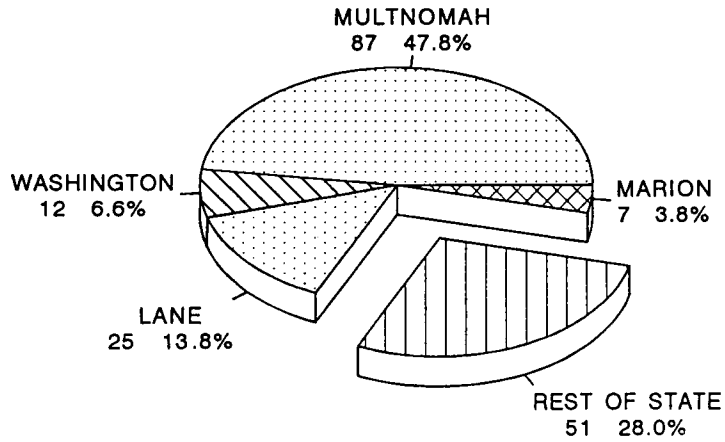
C. Reported incidents by type of prejudice:		
Race/Color	89	47
National Origin	22	14
Religious	19	13
Sexual Orientation	44	36
Political/Beliefs	8	
Labor Union		
Economic/Social Status		
Handicap		1
TOTAL	182	111

This page is intentionally blank.

D. Number and description of victims:	January through December 1996	January through December 1997
Asian Male	8	2
Asian Female	3	2
Black Male	40	17
Black Female	16	13
Hispanic Male	16	13
Hispanic Female	4	3
Indian Male	1	
Indian Female	1	1
White Male	58	41
White Female	26	29
	<hr/>	
VICTIM TOTAL	173	121
Male Victim Total	123	73
Female Victim Total	50	48
E.		
Number and description of offenders:		
Asian Male	2	
Asian Female		
Black Male	12	6
Black Female	13	6
Hispanic Male	9	2
Hispanic Female	1	
Indian Male		
Indian Female	4	
White Male	130	88
White Female	19	14
	<hr/>	
OFFENDER TOTAL	190	116
Male Offender Total	153	96
Female Offender Total	37	20

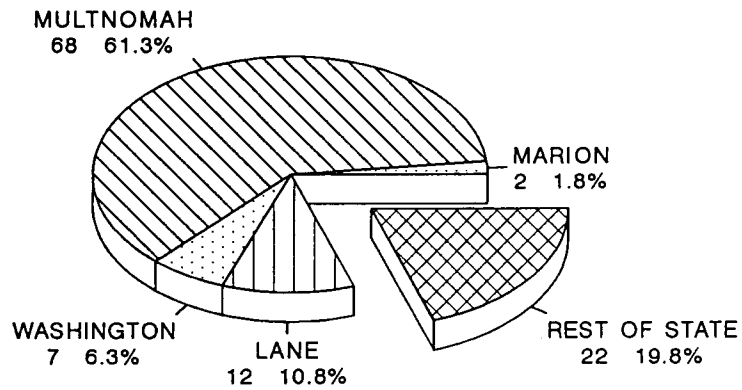
CRIMES MOTIVATED BY PREJUDICE by County Jan-Dec 1996 and 1997

1996



1996 Total = 182

1997



1997 Total = 111

F. Reported incidents by county of occurrence

COUNTY	January through December 1996	January through December 1997	January through December 1997					
			Race	National Origin	Sexual Orientation	Religion	Other	
Baker								
Benton	19	8	2		5		1	
Clackamas	9	4	2	1			1	
Clatsop	2							
Columbia								
Coos		1		1				
Crook								
Curry	1	1		1				
Deschutes	1	3	1	1	1			
Douglas	5	2		1	1			
Gilliam								
Grant								
Harney								
Hood River								
Jackson	6	1	1					
Jefferson								
Josephine	2	1					1	
Klamath	2							
Lake								
Lane	25	12	1	2	7		2	
Lincoln								
Linn	2							
Malheur								
Marion	7	2			1		1	
Morrow								
Multnomah	87	68	32	7	21		7	1
Polk								
Sherman								
Tillamook								
Umatilla								
Union	1	1		1				
Wallowa								
Wasco								
Washington	12	7	6	1				
Wheeler								
Yamhill	1							
TOTAL	182	111	45	16	36	13	1	

This page is intentionally blank.

DOMESTIC DISTURBANCE REPORTING
JANUARY through DECEMBER 1997

This page is intentionally blank.

DOMESTIC DISTURBANCE REPORTING SUMMARY JANUARY through DECEMBER 1997

ORS 181.550 directs all Oregon law enforcement agencies to report all statistics regarding incidents arising out of Domestic Disturbances under ORS 133.055 (2) and 133.310 (3) to the Department of State Police. An interim program of manual reporting has been implemented on a quarterly basis beginning with the last quarter of 1994.

The county summary on the following pages represents the results of reports from 152 agencies, covering 85.9% of Oregon's population.

OREGON DOMESTIC DISTURBANCE REPORTING

January through December 1997

COUNTY		CRIME TOTAL	CRIME TYPE THAT OCCURRED IN THE CONTEXT OF DOMESTIC INCIDENT										Domestic Restraining Order Violations	Non-Criminal Domestic Disturbance	
			Homicide	Rape	Agg. Assault	Burglary	Simple Assault	Vandalism	Other Sex Crimes	Disorderly Conduct	Trespass	Criminal Threat			All Other
BAKER	Incidents	88			1	2	71	2			1	5	6	15	60
	Arrests	70			1	2	58	2				4	3	11	
BENTON	Incidents	228			3	2	128	6	3	1	6	33	46	21	254
	Arrests	167			3	2	100	5		1	5	5	46	9	
CLACKAMAS	Incidents	1,638	2	4	75	26	996	20	2	19		56	438	101	581
	Arrests	1,093	1	3	60	13	713	16	2	15		38	232	45	
CLATSOP	Incidents	170		2	6		123	1		23	8	3	4	57	287
	Arrests	132		2	6		109			4	5	1	5	35	
COLUMBIA	Incidents	352			1		153		7	123	18	38	12	39	139
	Arrests	194			1		133		2	33	8	12	5	20	
COOS	Incidents	380		1	2	2	201			79	3	32	60	120	289
	Arrests	261		1	2	3	167			28	1	22	37	56	
CROOK	Incidents	229			5		108	15		69	16	8	8	40	84
	Arrests	185			1		92	11		56	8	5	12	17	
CURRY	Incidents	51					45			1		3	2	45	
	Arrests	51					45			1		3	2	27	
DESCHUTES	Incidents	590		2	9		419	12		105	7	30	6	202	717
	Arrests	431		1	8		323	8		54	6	25	6	98	
DOUGLAS	Incidents	674			63		349	5	7	129	29	26	66	309	467
	Arrests	560			79		293	8	2	53	31	21	73	137	
GILLIAM	Incidents	7					5					1	1	1	8
	Arrests	6					4					1	1		
GRANT	Incidents	41			17	1	18			2		2	1	7	49
	Arrests	40			17	1	17			2		2	1	3	
HARNEY	Incidents	40			1		38			1				3	48
	Arrests	58			11		15			8			24	2	
HOOD RIVER	Incidents	69			2		56	4				3	4	25	32
	Arrests	57			1		46	3				3	4	15	
JACKSON	Incidents	717	1	1	169	2	323	9	1	137	8	44	22	10	867
	Arrests	436		1	140	2	256	3	1	9	1	14	9	6	
JEFFERSON	Incidents	138	0	2	11		103			16	2	4		32	63
	Arrests	106	0	2	6		87			9	1	1		20	
JOSEPHINE	Incidents	228	0	1	13	4	190			2		2	16	171	146
	Arrests	176	0	1	10	4	148			2		2	9	39	
KLAMATH	Incidents	977			2		695			275		5		178	169
	Arrests	828			1		701			122		4		86	
LAKE	Incidents	12					11			1				10	7
	Arrests	13					12			1				10	

OREGON DOMESTIC DISTURBANCE REPORTING

January through December 1997

COUNTY		CRIME TOTAL	CRIME TYPE THAT OCCURRED IN THE CONTEXT OF DOMESTIC INCIDENT										Domestic Restraining Order Violations	Non-Criminal Domestic Disturbance	
			Homicide	Rape	Agg. Assault	Burglary	Simple Assault	Vandalism	Other Sex Crimes	Disorderly Conduct	Trespass	Criminal Threat			All Other
LANE	Incidents	824	1		16		678	3		37	1	81	7	462	315
	Arrests	800	1		16		655	2		40		81	5	246	
LINCOLN	Incidents	200			14		121	1		7	3	24	30	132	415
	Arrests	177			10		101	1		5	3	24	33	23	
LINN	Incidents	365			40	4	281			23	2		15	184	887
	Arrests	352			35	1	299			8	2		7	68	
MALHEUR	Incidents	359	0	1	1		161	46	2	108	12	27	1	42	238
	Arrests	212	0	1	1		100	7	2	74	10	17		8	
MARION	Incidents	1,492		7	36	16	854	64	5	7	23	2	478	497	3,778
	Arrests	1,401		3	32	7	776	48	3	7	20	2	503	232	
MORROW	Incidents	93			34		57			2				11	45
	Arrests	58			32		26							2	
MULTNOMAH	Incidents	7,225	4	24	1,685	138	2,977	238	3	1,093	651	201	211	151	9
	Arrests	3,373	2	8	1,007	39	1,729	30	2	241	162	44	109	52	
POLK	Incidents	218		2	2	2	137	8	1	2	5		59	79	495
	Arrests	213			3	3	130	7		1	5		64	30	
SHERMAN	Incidents	5			1		3			1				1	
	Arrests	4			1		2			1					
TILLAMOOK	Incidents	160			6	1	118	4		18	7	6		84	85
	Arrests	152			6	1	116	3		17	3	6		46	
UMATILLA	Incidents	362			6		284			51	4	16	1	71	325
	Arrests	261			5		217			22	3	13	1	24	
UNION	Incidents	135			12		89			7		27		39	258
	Arrests	117			12		82			3		20		23	
WALLOWA	Incidents	50					44					2	4	14	27
	Arrests	27					26					1		11	
WASCO	Incidents	110					93	1		16				58	135
	Arrests	90					75	3		12				38	
WASHINGTON	Incidents	1,221	1	2	180	5	926			45	3	7	52	299	1,181
	Arrests	1,087		1	150	5	857		1	32	4	7	30	165	
WHEELER	Incidents	6				2	1		1				2	3	2
	Arrests	0												1	
YAMHILL	Incidents	347			42	3	128	12	2	9	6		145	172	468
	Arrests	337			40	1	110	5	1	11	4		165	60	
TOTAL	Incidents	19,801	9	49	2,455	210	10,984	451	34	2,410	814	688	1,697	3,685	12,930
	Arrests	13,525	4	24	1,697	84	8,620	162	16	872	282	378	1,386	1,665	0

This page is intentionally blank.

SECTION 2
STATEWIDE
CRIMES AGAINST PERSONS
OFFENSES AND ARRESTS

This page is intentionally blank.

OREGON CRIME CLOCK

1 Crime Against Persons every 10.8 minutes

1 Homicide
every 3.6 days

1 Neg.Homicide
every 3.3 weeks

1 Other Sex Crime
every 1.6 hours


1 Rape
every 6.8 hours

1 Kidnap
every 13.4 hours

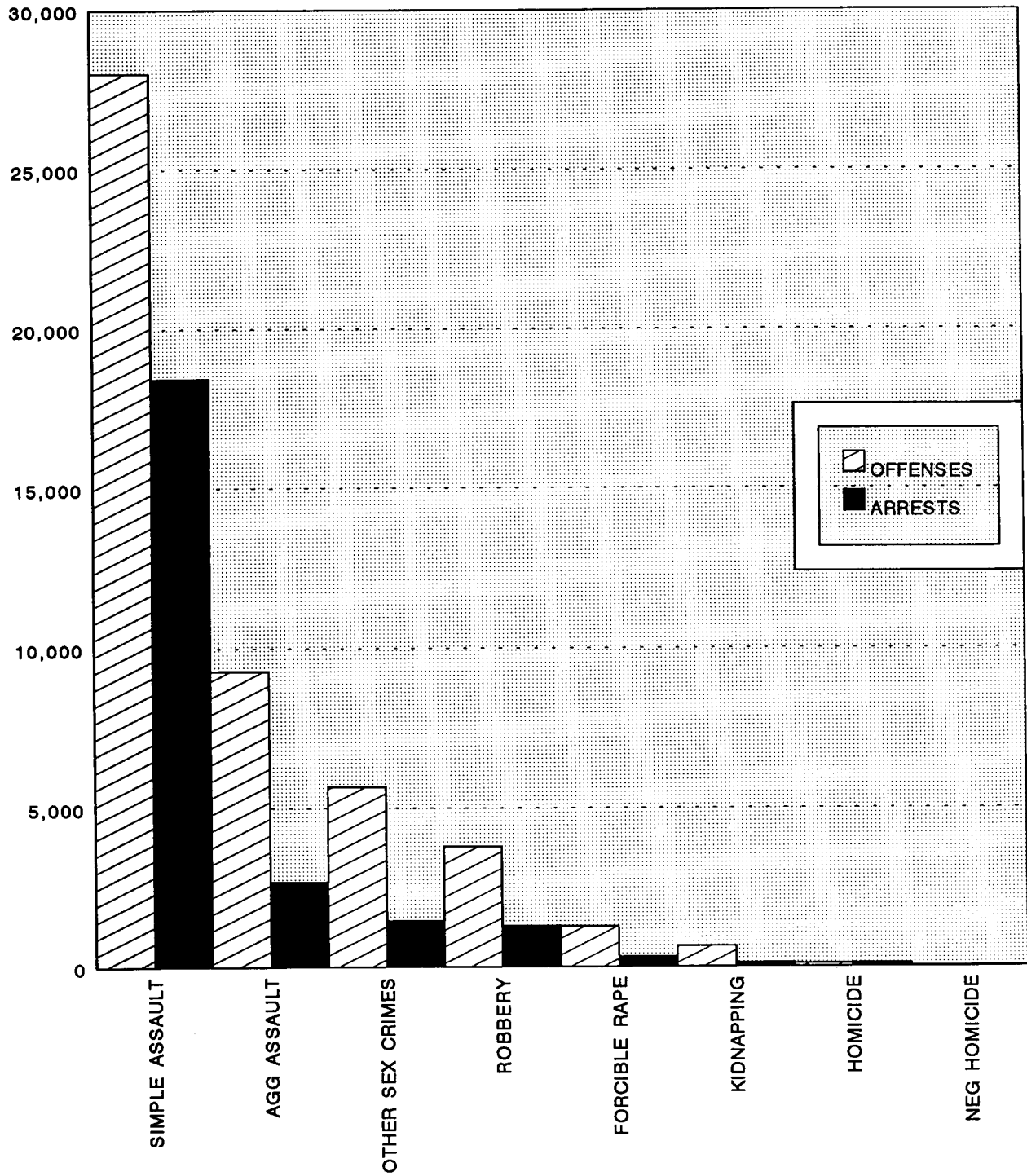
1 Simple Assault
every 18.8 minutes

1 Aggravated Assault
every 56.7 minutes

1 Robbery
every 2.3 hours



STATEWIDE CRIMES AGAINST PERSONS, 1997



OFFENSES	28,016	9,275	5,662	3,798	1,285	654	101	16
ARRESTS	18,422	2,680	1,455	1,308	325	121	112	23

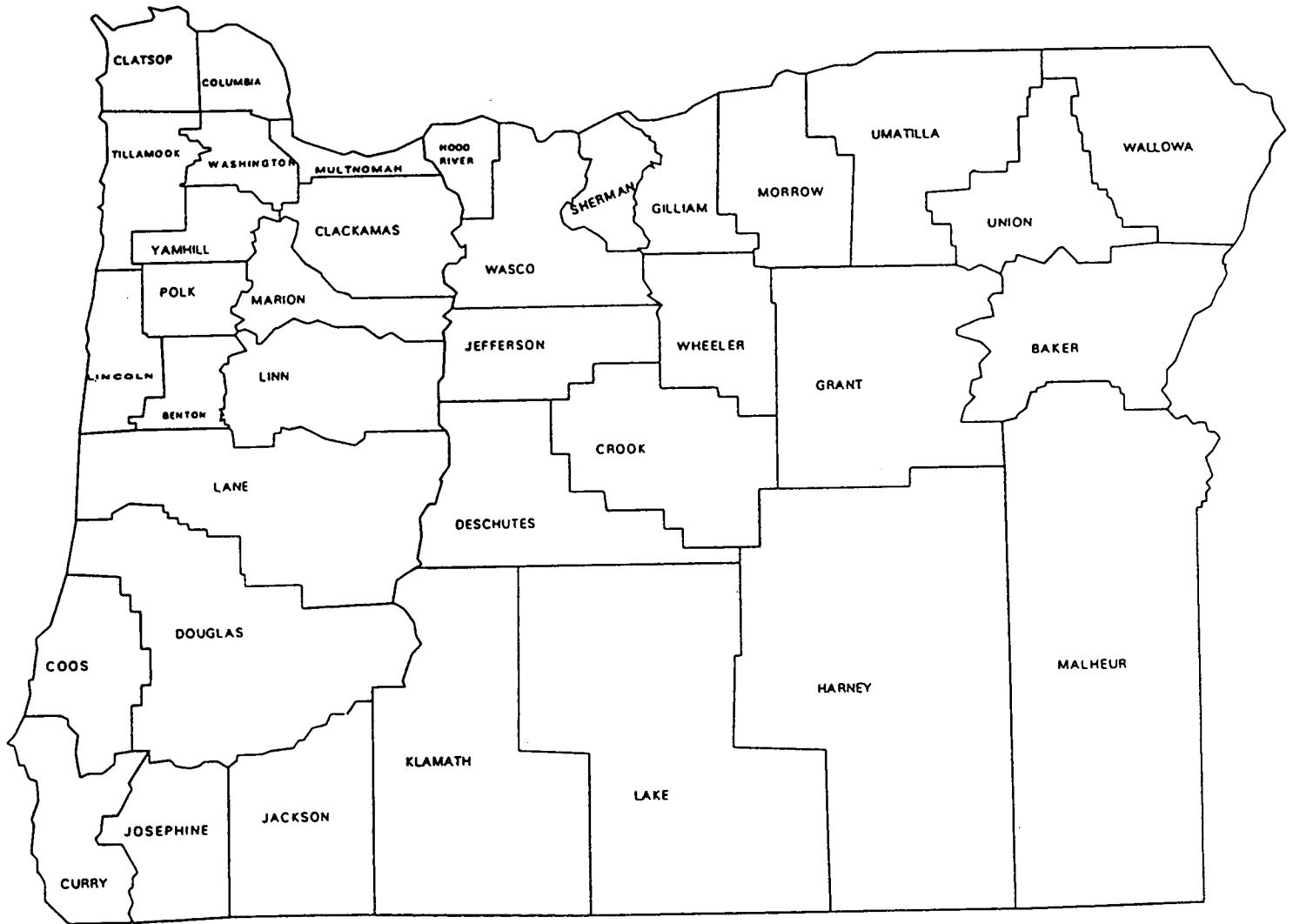
* Negligent Homicide Arrests include 12 traffic related arrests

STATEWIDE CRIMES AGAINST PERSONS, 1997

CLASSIFICATION	1997 OFFENSES	PERSONS ARRESTED				PROPERTY	
		ADULT	JUVENILE	MALE *	FEMALE *	LOSS VALUE *	RECOVERED VALUE *
Willful Murder	84	66	8				
Aggravated Murder	17	33	5				
MURDER TOTAL	101	99	13	100	12	NOT APPLICABLE	
Negligent Homicide	16	4	7	21	2	NOT APPLICABLE	
Traffic Death Arrests		12				NOT APPLICABLE	
Forcible Rape	1,102						
Attempt Force Rape	183						
RAPE TOTAL	1,285	257	68	325		NOT APPLICABLE	
SEX CRIMES							
Non-Force Rape	520	160	25				
Cont. to Sex Delqncy	227	70	5				
Physical Molest	2,791	424	158				
Obscene Phone Call	130	2	1				
Incest	44	7	9				
Exposer	691	224	13				
Forcible Sodomy	485	85	53				
Non-Force Sodomy	147	21	21				
Other Sex Crimes	627	144	33				
SEX CRIME TOTAL	5,662	1,137	318	1,390	63	NOT APPLICABLE	
KIDNAPPING							
For Add Crime Purpose	595						
Hostage/Shield	57						
For Ransom	2						
KIDNAPPING TOTAL	654	105	16	114	7	NOT APPLICABLE	
ROBBERY							
Highway	1,209					296,593	19,829
Business	1,223					743,390	37,482
Service Station	106					52,001	5,223
Convenience Store	264					30,933	1,217
Residence	272					195,749	13,776
Bank	207					244,021	24,002
Other Robbery	517					117,019	13,429
ROBBERY TOTAL	3,798	1,004	304	1,134	173	1,679,706	114,958
Aggravated Assault	9,044	1,947	599				
Attempted Murder	231	120	14				
AGG. ASSAULT TOTAL	9,275	2,067	613	2,194	485	NOT APPLICABLE	
SIMPLE ASSAULT	28,016	15,496	2,926	14,441	3,969	NOT APPLICABLE	
CRIMES AGAINST PERSONS							
TOTAL	48,807	20,181	4,265	19,719	4,711	1,679,706	114,958

* Persons Arrested Male & Female and Property Loss & Recovered does not include data for 2 months from The Dalles PD. Property Loss & Recovery does not include Douglas County Sheriff's Office.

OREGON COUNTY MAP



COUNTY FIVE YEAR PROFILE OF CRIMES AGAINST PERSONS					
	1993	1994	1995	1996	1997
BAKER	314	353	346	325	392
BENTON	756	905	831	733	699
CLACKAMAS	3,396	3,257	3,745	3,602	3,393
CLATSOP	625	448	514	475	440
COLUMBIA	482	464	404	420	372
COOS	1,174	1,131	1,207	930	937
CROOK	195	182	203	239	256
CURRY	255	281	311	284	222
DESCHUTES	1,100	1,260	1,306	1,184	1,226
DOUGLAS	1,632	1,645	1,510	1,466	1,191
GILLIAM	6	11	21	18	16
GRANT	117	104	105	86	76
HARNEY	46	53	75	82	94
HOOD RIVER	183	185	230	199	181
JACKSON	2,341	2,491	2,474	2,389	2,406
JEFFERSON	240	291	296	317	335
JOSEPHINE	1,038	945	920	978	994
KLAMATH	1,091	1,070	1,135	905	969
LAKE	59	57	65	37	40
LANE	4,168	4,529	4,855	4,676	4,756
LINCOLN	677	733	722	596	555
LINN	1,848	1,809	1,773	1,645	1,664
MALHEUR	586	743	667	597	434
MARION	4,811	5,453	5,044	4,232	4,293
MORROW	148	181	135	161	172
MULTNOMAH	18,270	18,531	18,194	16,175	15,816
POLK	970	996	912	687	682
SHERMAN	20	33	31	23	22
TILLAMOOK	255	293	315	290	325
UMATILLA **	927	796	1,136	970	976
UNION	309	239	278	217	227
WALLOWA	144	59	47	49	52
WASCO	418	374	304	309	370
WASHINGTON	3,325	3,481	3,410	3,156	3,313
WHEELER	12	22	12	15	17
YAMHILL	1,179	1,251	1,297	938	894
TOTAL	53,117	54,656	54,830	49,405	48,807

** Umatilla County - Pendleton Police Department submitted no reports for 1993 or 1994, but resumed reporting for 1995.

STATEWIDE TEN YEAR OFFENSE, POPULATION and RATE PROFILE

YEAR	POPULATION	CRIMES AGAINST PERSONS	RATE PER 10,000 POPULATION
1988	2,741,000	45,286	165.2
1989	2,791,000	46,786	167.6
1990	2,844,000	48,840	171.7
1991	2,930,000	49,246	168.1
1992	2,979,000	50,928	171.0
1993	3,038,000	53,117	174.8
1994	3,082,000	54,656	177.3
1995	3,132,000	54,830	175.1
1996	3,181,000	49,405	155.3
1997	3,217,000	48,807	151.7

STATEWIDE FIVE YEAR OFFENSES by FORCE ELEMENT

OFFENSES by FORCE ELEMENT, 1993 THROUGH 1997										
Classification	Year	WEAPON TOTAL	KNIFE/ CUTTING	OTHER WEAPON	PHYSICAL FORCE	FIREARM TOTAL	Firearm by Type			
							Hand Gun	Rifle/ Shotgun	Other Firearm	Unknown Firearm
Murder	93	141	30	27	9	75	57	14		4
	94	148	30	15	7	96	67	21		8
	95	126	20	26	7	73	60	13		
	96	119	21	30	10	58	50	8		
	97	99	8	13	10	68	51	14		3
Negligent Homicide *	93	5		1		4	2	2		
	93	16		7	1	8	3	5		
	95	12		7	1	4	2	2		
	96	10		3		7	4	3		
	** 97	16		3	1	8	6	2		
Forcible Rape	93	1,544	74	51	1,374	45	37	4		4
	94	1,348	76	37	1,177	58	43	3	1	11
	95	1,272	57	42	1,121	52	43	1	3	5
	96	1,227	48	31	1,116	32	29	2	1	
	97	1,260	48	40	1,143	29	25	1		3
Robbery	93	3,945	458	354	1,883	1,250	894	64	23	269
	94	4,272	449	380	1,920	1,523	1,059	81	32	351
	95	4,302	466	361	2,168	1,307	906	56	59	286
	96	3,854	402	337	1,959	1,156	871	43	29	213
	97	3,736	337	276	1,918	1,205	930	48	20	207
Aggravated Assault	93	9,579	1,554	3,249	2,501	2,275	1,228	370	286	391
	94	10,445	1,742	3,456	2,631	2,616	1,455	508	254	399
	95	10,430	1,736	3,468	2,919	2,307	1,348	343	232	384
	96	9,322	1,441	2,985	3,138	1,758	1,047	255	163	293
	97	9,185	1,416	3,153	2,959	1,657	1,021	232	161	243
TOTALS	93	15,214	2,116	3,682	5,767	3,649	2,218	454	309	668
	94	16,229	2,297	3,895	5,736	4,301	2,627	618	287	769
	95	16,142	2,279	3,904	6,216	3,743	2,359	415	294	675
	96	14,532	1,912	3,386	6,223	3,011	2,001	311	193	506
	** 97	14,287	1,809	3,485	6,031	2,967	2,033	297	181	456

* Negligent Homicide offenses does not include vehicular deaths.

** 1997 force element data incomplete for Negligent Homicide.

1995, 1996 & 1997 Data in this table does not include Douglas County Sheriff's Department or Hillsboro Police Department

STATEWIDE HOMICIDE VICTIMS by SEX, RACE and WEAPON

YEAR	TOTAL	SEX		RACE						WEAPON							
		MALE	FEMALE	WHITE	BLACK	INDIAN	HISP.	ASIAN	UNK	HAND-GUN	RIFLE	SHOT-GUN	GUN-UNK	KNIFE	BLUNT OBJ	PHYSICAL FORCE	OTHER WEAPON
1988	140	88	52	110	19	1	7	3		48	11	7	3	27	10	10	24
1989	128	74	54	101	12	3	9	3		38	13	13	1	23	16	4	20
1990	110	76	34	83	13	3	7	4		39	10	6		13	12	3	27
1991	129	80	49	89	23	3	12	2		42	5	5	3	34	11	8	21
1992	137	80	57	108	12	2	12	3		36	14	5	5	19	15	15	28
1993	141	96	45	98	19	2	13	8	1	57	7	7	4	30	9	9	18
1994	148	95	53	110	23	1	13		1	67	13	8	8	30	7	7	8
1995	129	86	43	85	21	3	18	2		60	7	6		21	14	7	14
1996	119	78	41	77	16	2	16	8		50	4	4		21	10	10	20
1997	99	70	29	66	19	2	9	3		51	7	7	3	8	8	10	5

OTHER WEAPONS INCLUDE:

Arson, Asphyxiation, Drowning, Poison, Strangle, etc. and Unknown

ASIAN INCLUDES:

Chinese, Japanese, Vietnamese and Asian or Pacific Islander

STATEWIDE NEGLIGENT HOMICIDE by TYPE

NEGLIGENT HOMICIDE - Killing through gross negligence. Limited to "non-traffic" type of circumstances only.

	1988	1989	1990	1991	1992	1993	1994	1995	1996	1997
Victim shot while hunting	1		2		6			1	1	
Gun cleaning death other than self inflicted		1	1						1	
Children playing with gun	1	2	1	2	1	2	1	2	2	4
Other negligent handling of a gun	4	5		2	2	2	7	2	2	4
All other manslaughter by negligence	1	1		2	2	1	8	8	4	4
NEGLIGENT HOMICIDE TOTAL	7	9	4	6	11	5	16	13	10	16*

* 1997 type of circumstance data incomplete for Negligent Homicide.

HOMICIDES - STATE OF OREGON by COUNTY										
	1988	1989	1990	1991	1992	1993	1994	1995	1996	1997
BAKER	1				1					1
BENTON		3	2		1	1	3	2	1	
CLACKAMAS	11	9	5	10	7	11	9	5	5	4
CLATSOP	3	1		3		2		1		2
COLUMBIA	4	1	1	1	5	1		1	1	
COOS	5	1	3	7	2	1	4	1	5	3
CROOK				1	1		1			1
CURRY				2	1		2			
DESCHUTES	3	2	4		4	1	2	2		2
DOUGLAS	3	3	4	10	2	6	4	3	2	2
GILLIAM										
GRANT		2	1		3	1				1
HARNEY									1	
HOOD RIVER						1	2			
JACKSON	6	5	5	2	5	4	6	9	10	5
JEFFERSON		1			2	1			2	
JOSEPHINE	9	2	4	4	4	4	3	7	3	3
KLAMATH	2	8	3	2	3	5	4	3	4	3
LAKE					1	1				
LANE	12	11	5	4	10	6	5	12	11	5
LINCOLN	4	1	1		2	2	1	5		
LINN	2	5	2		2	2	5	3	2	1
MALHEUR		1	1	1	2					1
MARION	10	5	9	9	19	14	15	15	9	4
MORROW		2						1		
MULTNOMAH	53	48	42	56	46	61	60	47	49	53
POLK	1	4	3		1	1	3	3	2	1
SHERMAN		1								
TILLAMOOK		3				1				
UMATILLA	3	2	5		2	1	3	2	2	2
UNION	1	1	1	1		3	2	1		
WALLOWA										1
WASCO		1		7			1		1	1
WASHINGTON	3	4	7	7	8	9	11	6	7	3
WHEELER							1			
YAMHILL	4	1	2	2	3	1	1		2	2
TOTAL	140	128	110	129	137	141	148	129	119	101

OTHER SEX CRIMES by TYPE and VICTIM 1996 & 1997								
TYPE	VICTIM ADULT MALE		VICTIM ADULT FEMALE		VICTIM JUVENILE MALE		VICTIM JUVENILE FEMALE	
	1996	1997	1996	1997	1996	1997	1996	1997
Non-Force Rape	3	2	56	38	28	23	395	425
Contrib. to Sex Delinq.	4	6	14	8	48	41	199	165
Physical Molest	51	44	464	378	443	475	1,851	1,813
Obscene Phone Call	19	11	119	105	5	0	16	14
Incest	2	1	4	5	14	6	28	28
Indecent Exposure	149	132	418	335	44	45	191	166
Forcible Sodomy	33	34	111	86	219	174	192	181
Non-Force Sodomy	3	5	8	9	74	56	60	64
Other Sex Crimes	46	33	140	153	106	105	287	326
TOTAL	310	268	1,334	1,117	981	925	3,219	3,182

1996 & 1997 Data in this table does not include Douglas County Sheriff's Department or Hillsboro Police Department.

1997 Data in this table does not include 2 months for The Dalles Police Department.

SECTION 3
STATEWIDE
CRIMES AGAINST PROPERTY
OFFENSE and ARREST PROFILE

This page is intentionally blank.

OREGON CRIME CLOCK

1 Crime Against Property every 2.0 minutes

1 Burglary
every 15.7 minutes


1 Larceny
every 3.9 minutes

1 Motor Vehicle Theft
every 26.4 minutes

1 Arson
every 5.4 hours

1 Vandalism
every 10.7 minutes

1 Fraud
every 46.3 minutes

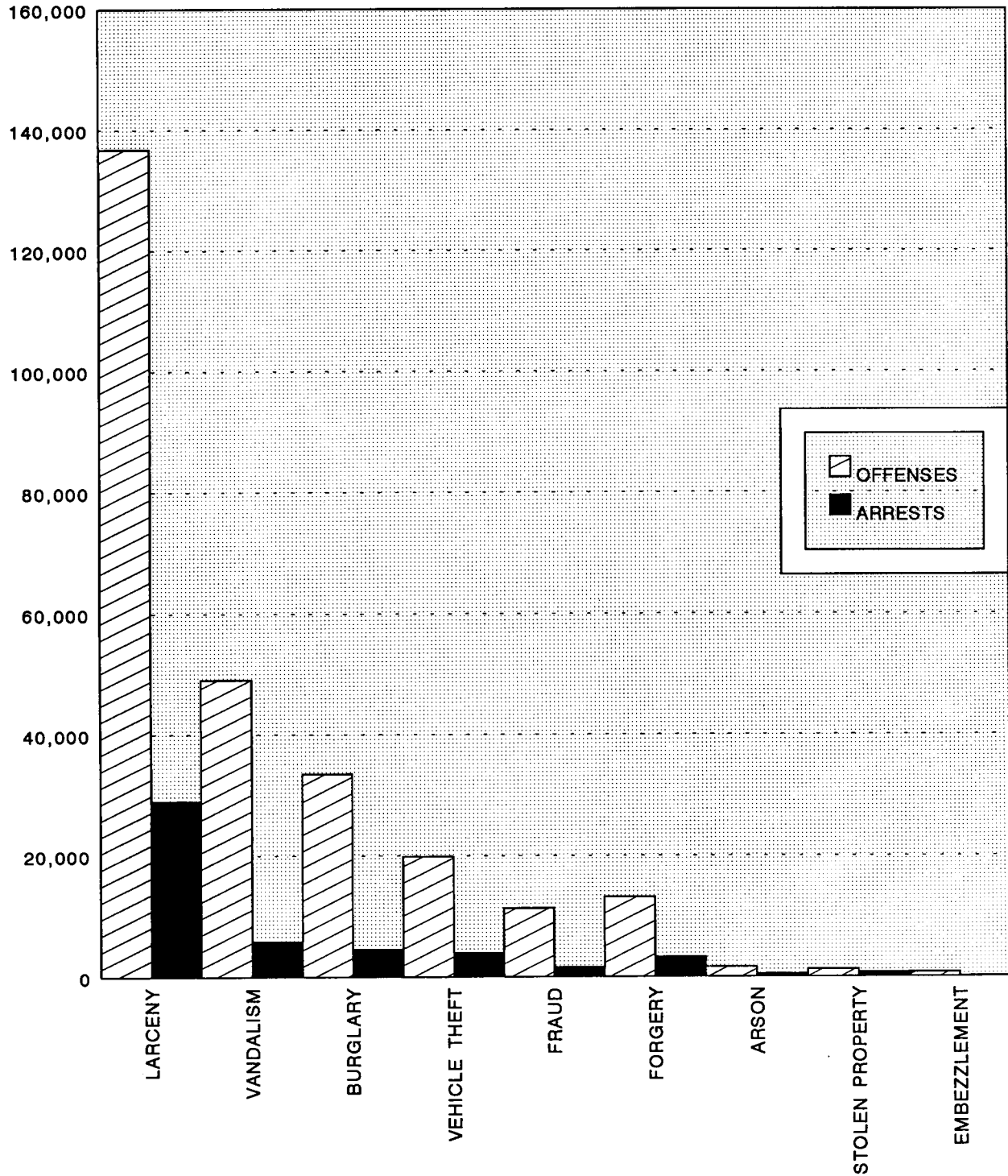


1 Embezzlement
every 11.9 hours

1 Stolen Property
every 13.9 hours

1 Forgery/Counterfitting
every 39.9 minutes

STATEWIDE CRIMES AGAINST PROPERTY, 1997



OFFENSES	136,735	49,160	33,518	19,882	11,349	13,160	1,613	1,225	737
ARRESTS	29,043	5,806	4,603	3,956	1,587	3,290	462	775	87

STATEWIDE CRIMES AGAINST PROPERTY, 1997

CLASSIFICATION	1997 OFFENSES	PERSONS ARRESTED				PROPERTY	
		ADULT	JUVENILE	MALE *	FEMALE *	LOSS VALUE *	RECOVERED VALUE *
BURGLARY							
Residence	20,165					25,348,171	1,365,696
Business	7,778					9,449,966	682,790
Other Structure	5,575					7,100,238	392,920
BURGLARY TOTAL	33,518	2,721	1,882	4,051	547	41,898,375	2,441,406
LARCENY							
Pickpocket	268					45,357	1,018
Purse-snatch	239					128,937	2,805
Shoplift	22,457					2,206,278	1,260,166
From Motor Vehicles	39,210					22,226,220	915,963
Motor Vehicle Parts/Acc.	13,801					6,256,969	152,832
Bicycles	9,511					3,199,844	472,984
From Public Building	9,563					6,289,129	548,253
From Coin-op Machine	436					105,955	7,533
All Other Larceny	40,890					33,712,557	5,420,281
LARCENY TOTAL	136,375	19,428	9,615	19,906	9,108	74,171,246	8,781,835
MOTOR VEHICLE THEFT							
Automobiles	11,991					52,957,086	33,843,669
Trucks/Busses/Vans	6,464					42,363,045	26,062,046
Motorcycles/Mopeds	827					2,195,513	545,154
Snowmobiles	36					93,379	36,750
Other Vehicles	564					2,607,280	1,530,921
MTR VEH THEFT TOTAL	19,882	2,847	1,109	3,209	746	100,216,303	62,018,540
ARSON							
Residence	307					997,738	
Other Buildings	311					2,128,709	303
Vehicles	258					433,566	
Other Arson	737					154,251	332
ARSON TOTAL	1,613	179	283	399	63	3,714,264	635
FORGERY/COUNTERFEIT							
Check	10,112					3,485,652	296,228
Credit Card	602					658,947	177,564
Currency	745					19,760	1,404
Securities	521					15,536	4,300
All Other	1,180					304,642	28,835
FORG/CTERFT TOTAL	13,160	3,047	243	2,042	1,246	4,484,537	508,331
FRAUD							
No Account Check	105					34,229	1,994
Account Closed Check	1,728					433,311	19,316
NSF Check	2,408					675,279	67,989
Credit Cards	1,605					802,501	123,971
By Deception	2,109					2,522,969	132,662
Of Services	2,533					254,446	45,715
Other	861					310,684	19,004
FRAUD TOTAL	11,349	1,435	152	996	591	5,033,419	410,651
EMBEZZLEMENT	737	81	6	42	45	0	0
STOLEN PROPERTY	1,225	594	181	623	152	NOT APPLICABLE	
VANDALISM							
Residence	7,695					1,442,863	6,901
Non-Residence	9,640					2,637,485	6,013
Vehicle	21,255					6,996,397	50,266
Venerated Objects	62					26,916	
Police Cars	132					15,341	20
Other	10,376					2,546,219	22,838
VANDALISM TOTAL	49,160	2,905	2,901	5,057	743	13,665,221	86,038
CRIMES AGAINST PROPERTY							
TOTAL	267,019	33,237	16,372	36,325	13,241	243,183,365	74,247,436

* Persons Arrested Male & Female and Property Loss & Recovered columns of this table does not include data for 2 months from The Dalles PD. Property Loss & Recovery does not include Douglas County Sheriff's Office.

COUNTY FIVE YEAR PROFILE OF CRIMES AGAINST PERSONS					
	1993	1994	1995	1996	1997
BAKER	314	353	346	325	392
BENTON	756	905	831	733	699
CLACKAMAS	3,396	3,257	3,745	3,602	3,393
CLATSOP	625	448	514	475	441
COLUMBIA	482	464	404	420	373
COOS	1,174	1,131	1,207	930	938
CROOK	195	182	203	239	256
CURRY	255	281	311	284	222
DESCHUTES	1,100	1,260	1,306	1,184	1,226
DOUGLAS	1,632	1,645	1,510	1,466	1,191
GILLIAM	6	11	21	18	16
GRANT	117	104	105	86	76
HARNEY	46	53	75	82	94
HOOD RIVER	183	185	230	199	181
JACKSON	2,341	2,491	2,474	2,389	2,406
JEFFERSON	240	291	296	317	335
JOSEPHINE	1,038	945	920	978	995
KLAMATH	1,091	1,070	1,135	905	971
LAKE	59	57	65	37	40
LANE	4,168	4,529	4,855	4,676	4,756
LINCOLN	677	733	722	596	555
LINN	1,848	1,809	1,773	1,645	1,664
MALHEUR	586	743	667	597	434
MARION	4,811	5,453	5,044	4,232	4,293
MORROW	148	181	135	161	172
MULTNOMAH	18,270	18,531	18,194	16,175	15,816
POLK	970	996	912	687	682
SHERMAN	20	33	31	23	22
TILLAMOOK	255	293	315	290	325
UMATILLA **	927	796	1,136	970	977
UNION	309	239	278	217	227
WALLOWA	144	59	47	49	52
WASCO	418	374	304	309	370
WASHINGTON	3,325	3,481	3,410	3,156	3,313
WHEELER	12	22	12	15	17
YAMHILL	1,179	1,251	1,297	938	894
TOTAL	53,117	54,656	54,830	49,405	48,814

** Umatilla County - Pendleton Police Department submitted no reports for 1993 or 1994, but resumed reporting for 1995.

STATEWIDE TEN YEAR OFFENSE, POPULATION and RATE PROFILE

YEAR	POPULATION	CRIMES AGAINST PROPERTY	RATE PER 10,000 POPULATION
1988	2,741,000	240,715	878.2
1989	2,791,000	220,067	788.5
1990	2,844,000	208,453	733.0
1991	2,930,000	218,970	747.3
1992	2,979,000	225,710	757.7
1993	3,038,000	226,433	745.3
1994	3,082,000	253,169	821.4
1995	3,132,000	268,217	856.4
1996	3,181,000	251,141	789.5
1997	3,217,000	267,019	830.0

This page is intentionally blank.

SECTION 4
STATEWIDE
BEHAVIORAL CRIMES
OFFENSE and ARREST PROFILE

This page is intentionally blank.

OREGON CRIME CLOCK

1 Behavioral Crime every 3.2 minutes

1 Weapon Law Violation
every 2.2 hours

1 Prostitution Violation
every 10.3 hours

1 Crime Against Family
every 3.6 hours

1 Disorderly Conduct
every 30.2 minutes

1 Drug Law Violation
every 25.1 minutes

1 DUII Violation
every 23.1 minutes


1 Runaway Juvenile
every 34.2 minutes

1 Gambling Violation
every 3.3 weeks

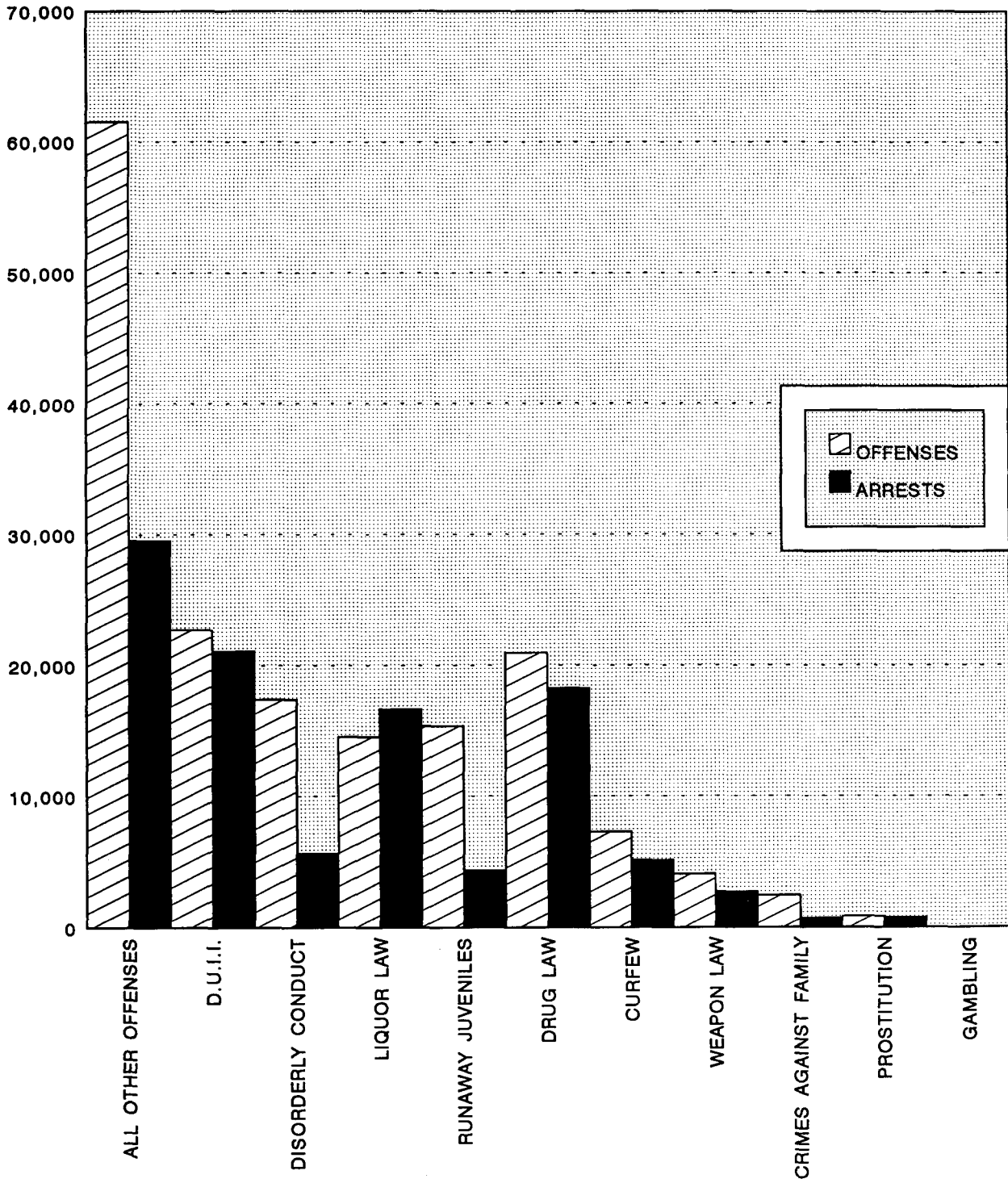
1 Liquor Law Violation
every 36.2 minutes

1 Curfew Violation
every 1.4 hours

1 All Other (Except Traffic)
every 8.5 minutes



STATEWIDE BEHAVIORAL CRIMES, 1997



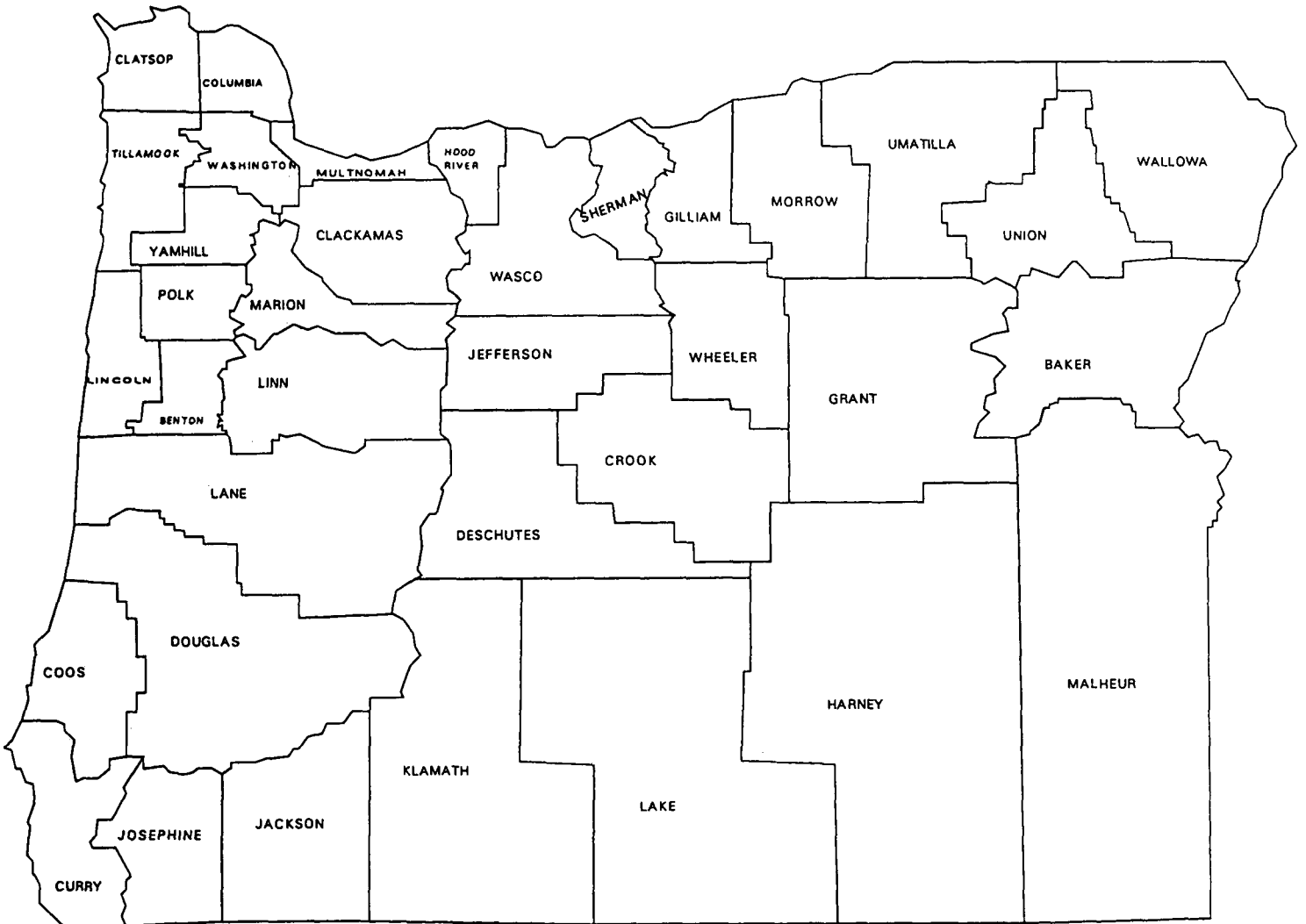
OFFENSES	61,492	22,721	17,393	14,531	15,349	20,967	7,284	4,063	2,451	848	16
ARRESTS	29,513	21,100	5,648	16,650	4,356	18,279	5,117	2,721	737	756	13

STATEWIDE BEHAVIORAL CRIMES, 1997

CLASSIFICATION	1997 OFFENSES	PERSONS ARRESTED				PROPERTY	
		ADULT	JUVENILE	MALE *	FEMALE *	LOSS VALUE *	RECOVERED VALUE *
WEAPON LAWS							
Possess Illegally	1,077	576	176				
Carry Concealed	1,113	588	254				
Ex-Con in Possession	1,146	731	11				
Other	727	272	113				
TOTAL	4,063	2,167	554	2,521	198		NOT APPLICABLE
PROSTITUTION							
Engage in	555	527	5				
Promote	37	26	2				
Compel	26	6					
Other	230	182	8				
TOTAL	848	741	15	380	376		NOT APPLICABLE
DRUG LAWS							
Narcotics	6,941	5,846	359				
Marjuana	7,760	4,871	1,775				
Synthetic Narcotics	847	757	44				
Other Dangerous Drugs	5,419	4,390	237				
TOTAL	20,967	15,864	2,415	14,373	3,893		NOT APPLICABLE
GAMBLING							
Bookmaking							
Numbers & Lottery	1						
Illegal Games	5	1					
Illegal Devices	6	2					
Illegal Payoff							
Other	4	6	4				
TOTAL	16	9	4	11	2		NOT APPLICABLE
OFFENSES AGAINST FAMILY							
Child Abandonment	78	11					
Child Neglect	1,357	400	7				
Non-Support	13	8					
Custodial Interference	523	75	5				
Other	480	226	5				
TOTAL	2,451	720	17	343	394		NOT APPLICABLE
D. U. I. I.							
Under .08	1,305	1,156	80				
.08 thru .14 Alcohol	5,453	5,119	87				
.15 thru .19 Alcohol	5,275	4,976	44				
.20 or Above Alcohol	3,246	3,080	9				
BA Refused	3,705	3,349	16				
BA Not Given	627	565	13				
Of Drugs	801	582	22				
Undetermined	2,309	1,969	33				
TOTAL	22,721	20,796	304	17,524	3,549		NOT APPLICABLE
LIQUOR LAWS							
Minor in Possession	8,677	6,425	5,721				
Illegal Make, Possess, Sell	38	20	4				
Illegal Establishment Operate	13	8	1				
Drinking in Public	2,620	2,825	9				
Furnishing	1,546	1,145	86				
Importing	4	1					
License Violation	117	21	1				
Minor on Premise	63	35	11				
Other	1,453	322	15				
TOTAL	14,531	10,802	5,848	12,956	3,685		NOT APPLICABLE
DISORDERLY CONDUCT	17,393	4,305	1,343	4,528	1,110		
ALL OTHER							
Trespass	18,478	8,335	2,352				
Escape your Custody	628	189	23				
Blackmail/Extortion	71	11	6			20,232	14,000
Bomb Threat	382	8	5				
Other Criminal Threat	10,109	1,743	604				
Shoot in Prohib. Area	1,355	47	41				
Animal Ordinances	9,307	1,964	67				
Garbage/Littering	1,997	699	90				
Other	19,165	8,428	4,901				
TOTAL	61,492	21,424	8,089	22,864	6,631	20,232	14,000
CURFEW	7,284		5,117	3,394	1,719		NOT APPLICABLE
RUNAWAY							
Male Juvenile	6,254		1,855				
Female Juvenile	9,095		2,501				
TOTAL	15,349		4,356	1,856	2,499		NOT APPLICABLE
BEHAVIORAL CRIME							
TOTAL	167,115	76,828	28,062	80,750	24,056	20,232	14,000

* Persons Arrested Male & Female and Property Loss & Recovered columns of this table does not include data for 2 months from The Dalles PD. Property Loss & Recovery does not include Douglas County Sheriff's Office.

OREGON COUNTY MAP



COUNTY FIVE YEAR PROFILE OF BEHAVIORAL CRIMES					
	1993	1994	1995	1996	1997
BAKER	532	496	562	671	816
BENTON	3,698	3,999	3,866	3,657	3,553
CLACKAMAS	7,391	7,828	8,459	10,102	9,402
CLATSOP	3,114	3,515	3,474	2,894	3,172
COLUMBIA	1,831	1,770	2,109	2,108	2,230
COOS	4,360	4,699	5,482	5,152	5,584
CROOK	869	899	1,072	1,331	1,380
CURRY	636	734	899	721	730
DESCHUTES	3,164	3,604	3,766	4,334	4,717
DOUGLAS	5,057	5,638	4,874	5,966	5,305
GILLIAM	43	57	56	85	86
GRANT	224	258	214	262	247
HARNEY	132	165	119	223	423
HOOD RIVER	734	685	772	897	855
JACKSON	9,450	8,396	5,459	11,187	11,936
JEFFERSON	781	955	1,191	1,059	1,065
JOSEPHINE	4,724	2,816	2,674	2,888	3,390
KLAMATH	1,537	1,809	2,097	1,999	2,290
LAKE	163	184	223	168	229
LANE	11,676	12,237	12,333	13,828	15,280
LINCOLN	2,541	2,824	2,677	2,996	2,588
LINN	8,527	7,169	8,638	8,678	8,484
MALHEUR	1,302	1,846	1,886	2,205	2,150
MARION	15,759	16,107	16,728	16,360	17,698
MORROW	223	214	320	321	297
MULTNOMAH	26,230	28,401	29,865	29,989	34,003
POLK	4,094	4,179	4,234	4,465	4,613
SHERMAN	75	50	49	74	62
TILLAMOOK	968	973	1,148	1,198	1,228
UMATILLA **	1,999	2,362	4,482	4,214	4,902
UNION	740	850	850	757	800
WALLOWA	233	206	220	195	225
WASCO	1,039	1,223	1,322	1,344	1,540
WASHINGTON	9,351	9,546	11,080	10,204	11,560
WHEELER	53	39	52	76	61
YAMHILL	5,030	5,465	5,216	4,378	4,214
TOTAL	138,280	142,198	148,468	156,986	167,115

** Umatilla County - Pendleton Police Department submitted no reports for 1993 or 1994, but resumed reporting for 1995.

STATEWIDE TEN YEAR OFFENSE, POPULATION and RATE PROFILE

YEAR	POPULATION	BEHAVIORAL CRIMES	RATE PER 10,000 POPULATION
1988	2,741,000	114,813	418.9
1989	2,791,000	133,826	479.5
1990	2,844,000	136,910	481.4
1991	2,930,000	137,433	469.1
1992	2,979,000	136,525	458.3
1993	3,038,000	138,280	455.2
1994	3,082,000	142,198	461.4
1995	3,132,000	148,468	474.0
1996	3,181,000	156,986	493.5
1997	3,217,000	167,115	519.5

STATEWIDE DRUG LAW OFFENSES by TYPE OF DRUG and ACTIVITY - 1997								
TOTAL		Possess for Sale	Possess for Use	Furnish	Transpt/ Mfg/ Cultivate	Obtain Unlawful	Tamper w/Record	Other
12	Opium	7	4			1		
2,205	Heroin	823	1,344	16	11	2		9
15	Morphine	3	6	1			3	2
3,834	Cocaine	1,249	2,534	16	11		4	20
39	Codeine	5	16	1			17	
789	Other Narcotic	70	282	14	12	9	50	352
6,894	NARCOTIC TOTAL	2,157	4,186	48	34	12	74	383
50	Hashish	18	26		5			1
2,563	Marij. Over Oz	769	1,223	38	484	4		45
4,678	Marij. Under Oz	593	3,823	47	172	1		42
7,291	MARIJUANA TOTAL	1,380	5,072	85	661	5		88
836	SYNTHETIC TOTAL	179	574	8	33	4	11	27
5,093	OTHER DANGEROUS DRUG TOTAL	1,435	3,121	86	253	20	55	123
20,114	DRUG LAW OFFENSE TOTAL	5,151	12,953	227	981	41	140	621

STATEWIDE DRUG LAW ARRESTS by TYPE OF DRUG and ACTIVITY - 1997								
TOTAL		Possess for Sale	Possess for Use	Furnish	Transpt/ Mfg/ Cultivate	Obtain Unlawful	Tamper w/Record	Other
18	Opium	10	2		3	1		2
2,103	Heroin	395	1,662	3	7	1		35
10	Morphine	1	8				1	
3,235	Cocaine	357	2,810	5	14	1		48
37	Codeine	2	15	2	1	1	5	11
757	Other Narcotic	39	125	5	12	2	18	556
6,160	NARCOTIC TOTAL	804	4,622	15	37	6	24	652
37	Hashish	9	25		3			
1,436	Marij. Over Oz	589	415	18	177			237
4,664	Marij. Under Oz	314	4,136	32	68			114
6,137	MARIJUANA TOTAL	912	4,576	50	248			351
774	SYNTHETIC TOTAL	167	551	5	16	4	10	21
4,148	OTHER DANGEROUS DRUG TOTAL	889	2,587	69	193	5	35	370
17,219	DRUG LAW ARREST TOTAL	2,772	12,336	139	494	15	69	1,394

These tables do not include data for the Douglas County Sheriff's Department or Hillsboro Police Department

DRUG OFFENSES by COUNTY and TYPE - 1997

COUNTY	TOTAL	Heroin	Cocaine	Other Narcotic	NARCOTIC TOTAL	Marj Over Oz	Marj Under Oz	Hashish	MARIJ TOTAL	SYNTHETIC NARCOTIC	OTHER DANGER DRUGS
BAKER	48		7	3	10	15	7		22	7	9
BENTON	193	4	1	3	8	82	35	1	118	5	62
CLACKAMAS	844	10	10	506	526	46	219	3	268	26	24
CLATSOP	199	7	34	3	44	27	93		120	19	16
COLUMBIA	166		6	3	9	16	110		126	13	18
COOS	302	6	1	40	47	36	105		141	12	102
CROOK	160		2		2	17	34		51	7	100
CURRY	70	1			1	17	33		50	1	18
DESCHUTES	531	4	9	20	33	47	209	1	257	31	210
DOUGLAS **	272	1	2	8	11	51	92	3	146	52	63
GILLIAM	5						5		5		
GRANT	28					7	14		21	4	3
HARNEY	11		1	2	3	3	3		6		2
HOOD RIVER	105		1	4	5	14	46	1	61	23	16
JACKSON	1,251	35	18	13	66	303	220	5	528	26	631
JEFFERSON	118		5	1	6	4	56		60		52
JOSEPHINE	602	20		3	23	83	231		314	7	258
KLAMATH	370	4	4	8	16	48	70	1	119	95	140
LAKE	18			1	1	1	11		12		5
LANE	2,894	385	186	36	607	324	981	11	1,316	43	928
LINCOLN	204	1	4	2	7	46	92	1	139	22	36
LINN	564	7	7	8	22	73	256		329	35	178
MALHEUR	96	3	6	11	20	9	28		37	10	29
MARION	1,414	116	87	13	216	437	131	3	571	41	586
MORROW	39		1		1	2	13		15	21	2
MULTNOMAH	7,529	1,547	3,343	39	4,929	448	897	18	1,363	218	1,019
POLK	260	6	12	1	19	116	28		144	3	94
SHERMAN	14					2	6		8	2	4
TILLAMOOK	135	2		5	7	43	54		97	5	26
UMATILLA	264	2	7	14	23	24	107	1	132	18	91
UNION	91			6	6	6	43		49	25	11
WALLOWA	20			1	1	2	13		15	1	3
WASCO	185	4	4	36	44	26	42		68	2	71
WASHINGTON **	861	40	70	62	172	56	372		428	61	200
WHEELER	3					1	1		2	1	
YAMHILL	248		6	3	9	131	21	1	153		86
TOTAL OFFENSES	20,114	2,205	3,834	855	6,894	2,563	4,678	50	7,291	836	5,093

** Douglas County - Does not include data from Douglas County Sheriff's Department

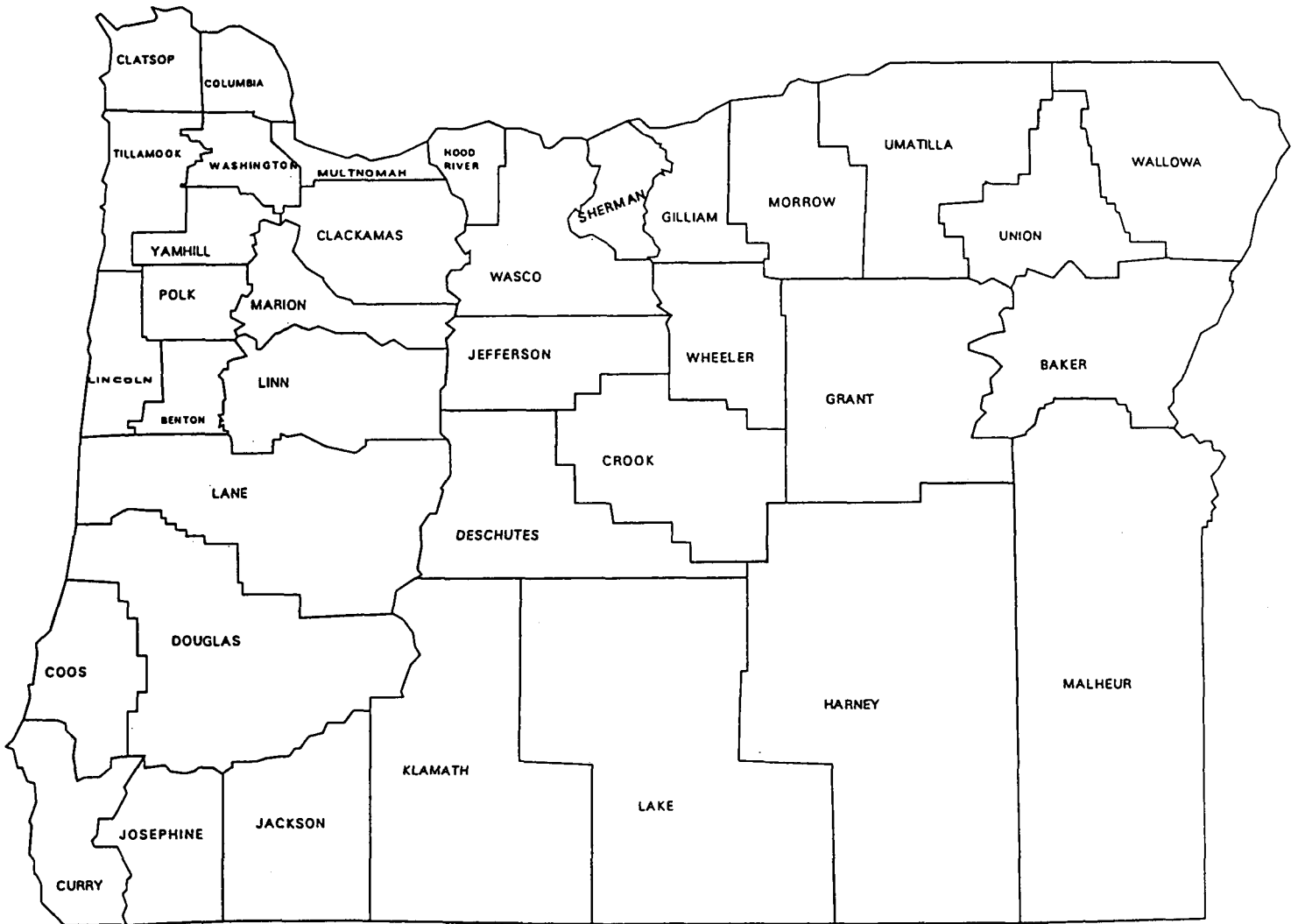
** Washington County - Does not include data from Hillsboro Police Department

DRUG ARRESTS by COUNTY and TYPE - 1997											
COUNTY	TOTAL	Heroin	Cocaine	Other Narcotic	NARCOTIC TOTAL	Marij Over Oz	Marij Under Oz	Hashish	MARIJ TOTAL	SYNTHETIC NARCOTIC	OTHER DANGER DRUGS
BAKER	43		5	1	6	11	16		27	4	6
BENTON	145	4		1	5	31	60	2	93	5	42
CLACKAMAS	707	7	1	553	561	19	98	2	119	3	24
CLATSOP	185	6	28	4	38	25	91		116	18	13
COLUMBIA	153		8	2	10	15	102		117	14	12
COOS	383	9	2	45	56	35	146		181	16	130
CROOK	98		2		2	17	18		35	6	55
CURRY	106	2			2	10	51		61	23	20
DESCHUTES	417	2	2	10	14	47	169	1	217	30	156
DOUGLAS **	300	1	1	9	11	40	134	1	175	61	53
GILLIAM	4						4		4		
GRANT	30			1	1	8	12		20	5	4
HARNEY	7			1	1	2	3		5		1
HOOD RIVER	95		2	1	3	11	47	1	59	21	12
JACKSON	964	21	14	9	44	222	173	6	401	13	506
JEFFERSON	100		2	1	3	3	41		44		53
JOSEPHINE	433	15		6	21	44	180		224	3	185
KLAMATH	327	3	6		9	33	54		87	88	143
LAKE	23			3	3	1	14		15		5
LANE	2,883	532	216	38	786	277	941	10	1,228	43	826
LINCOLN	159	1	2		3	29	79	1	109	15	32
LINN	395	2	3	10	15	47	207		254	16	110
MALHEUR	70	1	6	4	11	9	28		37	5	17
MARION	1,299	121	116	9	246	121	348	1	470	29	554
MORROW	28		2		2	3	11		14	7	5
MULTNOMAH	6,082	1,338	2,727	29	4,094	231	831	10	1,072	251	665
POLK	219	4	9	1	14	17	98		115	4	86
SHERMAN	12					2	5		7	1	4
TILLAMOOK	137			6	6	34	66		100	2	29
UMATILLA	200	1	6	7	14	13	96	1	110	7	69
UNION	118			8	8	5	50		55	41	14
WALLOWA	17					2	13		15	1	1
WASCO	181	6	7	30	43	21	41		62	2	74
WASHINGTON **	705	27	65	31	123	38	345		383	40	159
WHEELER	3					1			1		2
YAMHILL	191		3	2	5	12	92	1	105		81
TOTAL OFFENSES	17,219	2,103	3,235	822	6,160	1,436	4,664	37	6,137	774	4,148

** Douglas County - Does not include data from Douglas County Sheriff's Department

** Washington County - Does not include data from Hillsboro Police Department

OREGON COUNTY MAP



DRUG OFFENSES by COUNTY 1993 through 1997					
	1993	1994	1995	1996	1997
BAKER	69	42	57	59	48
BENTON	161	199	282	261	193
CLACKAMAS	542	794	902	1,029	844
CLATSOP	142	234	268	193	199
COLUMBIA	122	150	199	160	166
COOS	214	251	253	205	302
CROOK	37	69	115	83	160
CURRY	56	111	132	89	70
DESCHUTES	276	497	567	569	531
DOUGLAS	658	955	686	741	876
GILLIAM	9	16	8	3	5
GRANT	8	43	12	18	28
HARNEY	10	47	13	38	11
HOOD RIVER	51	76	95	95	105
JACKSON	954	1,146	1,155	1,033	1,251
JEFFERSON	54	108	120	141	118
JOSEPHINE	641	540	691	403	602
KLAMATH	146	280	378	345	370
LAKE	29	16	18	11	18
LANE	1,283	2,019	2,078	2,490	2,894
LINCOLN	169	234	260	262	204
LINN	442	601	716	574	564
MALHEUR	50	105	104	82	96
MARION	927	1,209	1,504	1,165	1,414
MORROW	14	12	22	42	39
MULTNOMAH	1,555	4,825	5,689	5,718	7,529
POLK	194	214	332	231	260
SHERMAN	11	8	12	18	14
TILLAMOOK	79	69	111	118	135
UMATILLA **	80	131	320	244	264
UNION	31	69	89	65	91
WALLOWA	20	15	19	7	20
WASCO	77	114	141	139	197
WASHINGTON	603	672	1,094	1,105	1,098
WHEELER		2	3	2	3
YAMHILL	317	353	386	283	248
TOTAL	10,031	16,226	18,831	18,021	20,967

** Umatilla County - Pendleton Police Department submitted no reports for 1993 or 1994, but resumed reporting for 1995.

D. U. I. I. OFFENSES BY COUNTY FOR YEARS 1993 through 1997

COUNTY	1993	1994	1995	1996	1997
Baker	139	66	73	142	151
Benton	483	442	467	631	600
Clackamas	2,040	1,993	2,167	2,820	2,438
Clatsop	560	585	563	440	428
Columbia	538	497	490	565	403
Coos	642	630	491	524	610
Crook	119	159	108	182	193
Curry	266	251	287	256	219
Deschutes	831	795	667	845	851
Douglas	906	710	708	810	870
Gilliam	15	19	17	24	20
Grant	62	45	47	70	48
Harney	43	37	30	49	71
Hood River	376	320	261	358	292
Jackson	1,474	1,034	1,094	1,494	1,447
Jefferson	276	295	287	211	211
Josephine	665	448	379	564	549
Klamath	383	388	473	483	629
Lake	52	51	74	52	69
Lane	2,163	1,457	1,402	1,819	1,726
Lincoln	647	626	464	679	589
Linn	717	620	570	749	625
Malheur	340	314	265	238	262
Marion	2,042	1,625	1,587	1,890	2,105
Morrow	50	54	39	49	32
Multnomah	3,349	3,203	3,450	3,873	3,374
Polk	392	266	336	364	309
Sherman	26	17	12	16	18
Tillamook	178	176	173	217	297
Umatilla **	605	465	678	710	549
Union	156	193	140	115	129
Wallowa	44	37	35	22	36
Wasco	201	153	160	266	380
Washington	1,744	1,527	1,648	1,921	1,676
Wheeler	7	1	4	6	9
Yamhill	575	596	595	531	506
TOTAL	23,106	20,095	20,241	23,985	22,721

** Umatilla County - Pendleton Police Department submitted no reports for 1993 or 1994, but resumed reporting for 1995.

STATEWIDE D. U. I. I. OFFENSES DISTRIBUTED BY COUNTY and MAJOR POPULATION CENTER 1997								
	County Population	No. DUII Offense	Rate per 10,000	St. Police Arrests	Sheriff Arrests	Major City	City Population	D. U. I. I. Offenses
BAKER	16,500	151	91.5	68	18	Baker City	9,960	65
BENTON	76,700	600	78.2	141	187	Corvallis	51,145	153
CLACKAMAS	317,700	2,438	76.7	214	1,392	Lake Oswego	34,065	137
CLATSOP	34,500	428	124.1	133	81	Astoria	10,110	111
COLUMBIA	41,500	403	97.1	97	38	St. Helens	8,555	132
COOS	61,400	610	99.3	218	82	Coos Bay	15,635	132
CROOK	16,250	193	118.8	43	32	Prineville	6,560	135
CURRY	22,200	219	98.6	93	92	Brookings	5,440	30
DESCHUTES	101,200	851	84.1	196	206	Bend	33,740	323
DOUGLAS	99,100	870	87.8	159	353	Roseburg	19,810	132
GILLIAM	1,950	20	102.6	5	10			
GRANT	7,950	48	60.4	26	4	John Day	1,930	15
HARNEY	7,500	71	94.7	22	7	Burns	2,975	37
HOOD RIVER	19,200	292	152.1	15	129	Hood River	5,065	148
JACKSON	169,300	1,447	85.5	152	228	Medford	57,610	623
JEFFERSON	17,100	211	123.4	27	104	Madras	4,940	76
JOSEPHINE	73,000	549	75.2	154	136	Grants Pass	20,535	259
KLAMATH	61,600	629	102.1	357	110	Klamath Falls	18,830	162
LAKE	7,400	69	93.2	12	33	Lakeview	2,645	24
LANE	308,500	1,726	55.9	487	281	Eugene	129,300	351
						Springfield	50,670	291
LINCOLN	42,500	589	147.1	141	83	Lincoln City	6,785	152
						Newport	9,960	168
LINN	100,700	625	209.0	165	175	Albany	37,830	170
MALHEUR	28,700	262	11.1	55	49	Ontario	10,510	115
MARION	267,700	2,105	126.0	767	14*	Salem	124,190	615
MORROW	9,050	32	341.4	1	16			
MULTNOMAH	639,000	3,374	0.3	560	453	Gresham	81,865	568
						Portland	508,500	1,713
POLK	57,400	309	95.6	45	85	Dallas	12,020	68
SHERMAN	1,900	18	678.9	9	9			
TILLAMOOK	23,800	297	15.1	124	77	Tillamook	4,340	75
UMATILLA	65,500	549	58.0	149	37	Pendleton	16,180	105
UNION	24,500	129	684.1	47	8	La Grande	12,700	68
WALLOWA	7,300	36	0.0	14	17			
WASCO	22,600	380	0.0	179	51	The Dalles	11,600	150
WASHINGTON	385,000	1,676	0.2	83	574	Beaverton	66,225	258
						Hillsboro	58,365	296
						Tigard	36,680	106
WHEELER	1,600	9	56.3	6	3			
YAMHILL	79,200	506	63.9	33	205	McMinnville	23,485	85
STATEWIDE TOTALS	3,217,000	22,721	70.6	4,997	5,365	MAJOR CITY TOTAL	1,510,755	8,048

*Marion County Sheriff's Office under-reported D.U.I.I. offenses for 1997.

This page is intentionally blank.

SECTION 5
STATEWIDE
REGULATORY OFFENSES
TRAFFIC CRIME, FISH & GAME, and MARINE VIOLATIONS

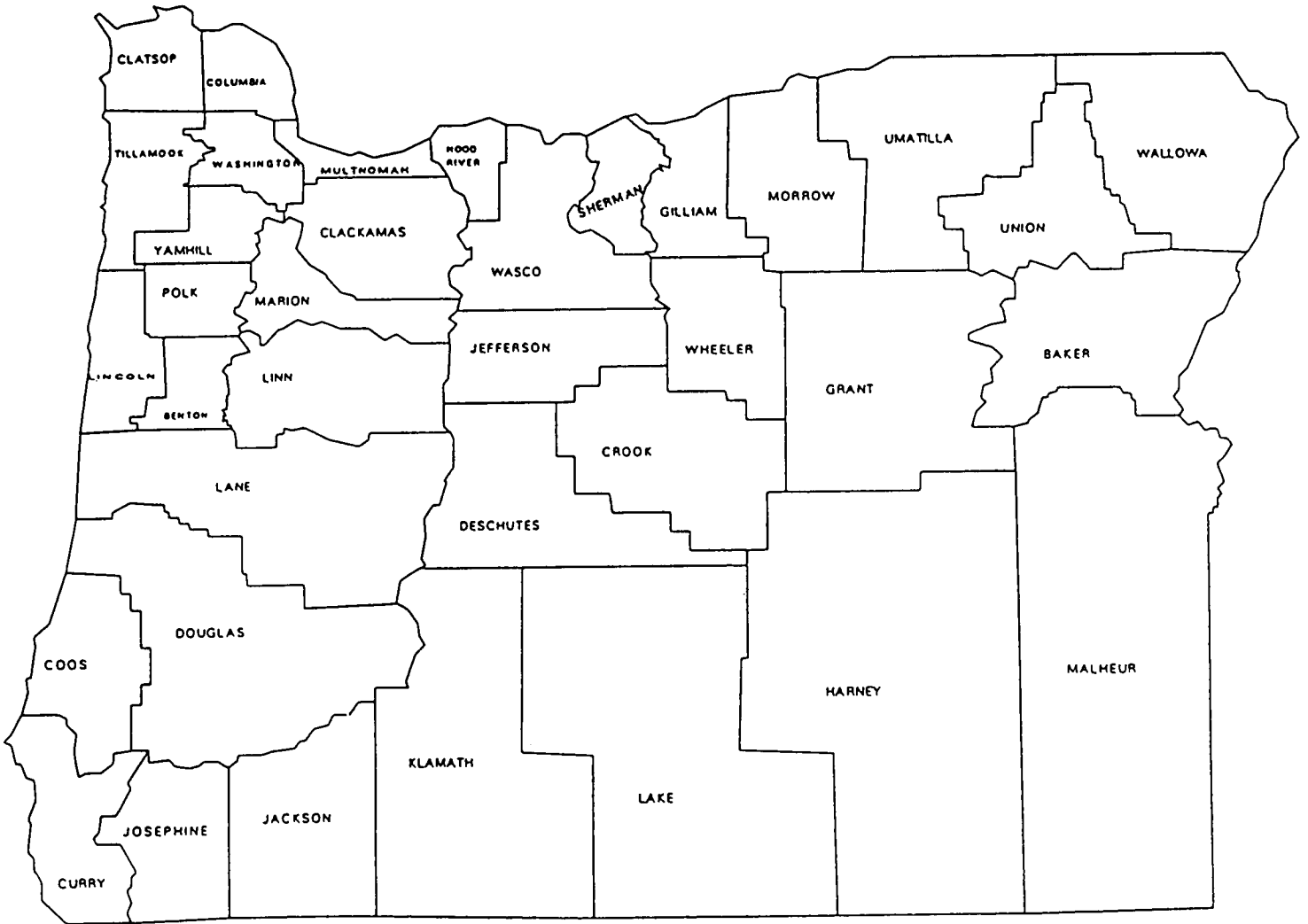
This page is intentionally blank.

STATEWIDE TRAFFIC CRIME, FISH & GAME, and MARINE VIOLATIONS

CLASSIFICATION	1997 OFFENSES	PERSONS ARRESTED			
		ADULT	JUVENILE	MALE *	FEMALE *
TRAFFIC CRIME					
Hit & Run-Misdemeanor	2,768	1,360	168		
Hit & Run-Felony	281	127	8		
Reckless Driving	2,998	1,073	151		
Eluding	1,760	545	41		
Drive/W Suspend-Misdemeanor	6,519	4,502	70		
Drive/W Suspend-Felony	7,656	5,692	34		
Fail to Display Drive License	4,645	2,999	235		
TRAFFIC CRIME TOTAL	26,627	16,298	707	14,474	2,375
FISH and GAME					
Sport Fishing	3,340	2,853	484		
Commercial Fishing	142	140	1		
Personal Use	284	276	7		
Game	1,267	1,174	81		
FISH and GAME TOTAL	5,033	4,443	573	4,665	304
MARINE VIOLATIONS					
License Violation	143	134	3		
Insuff Life Preserve	279	258	13		
Muffling	6	6			
Other Equip. Violation	32	26	2		
Operate Without Lights	6	6			
Reckless Operation	28	21	4		
Speeding	63	55	3		
Operate While Intoxicated	60	57			
Other	102	90	6		
MARINE TOTAL	719	653	31	635	44

* Persons Arrested Male & Female columns of this table does not include data for 2 months from The Dalles PD.

OREGON COUNTY MAP



TRAFFIC CRIME OFFENSES by COUNTY, 1997

COUNTY	1997 TOTAL	Hit & Run Misd.	Hit & Run Felony	Reckless Driving	Eluding	Drive w/ Susp-Misd.	Drive w/ Susp-Felony	Failure to Disply Lic.
BAKER	77	8	1	22	7	11	21	7
BENTON	406	37		48	30	99	128	64
CLACKAMAS	2,487	188	33	249	201	152	1414	250
CLATSOP	361	31	6	44	28	82	84	86
COLUMBIA	280	18	1	19	11	173	45	13
COOS	461	37	4	58	26	84	132	120
CROOK	125	13	1	10	5	32	48	16
CURRY	170	10		25	6	60	44	25
DESCHUTES	828	84	10	114	68	266	259	27
DOUGLAS	910	76	10	110	71	123	339	181
GILLIAM	33	1		4		4	8	16
GRANT	18			4			12	2
HARNEY	24	3		3	1	3	7	7
HOOD RIVER	152	16	1	35	9	23	43	25
JACKSON	1,256	91	10	148	83	505	380	39
JEFFERSON	341	9	4	46	24	68	136	54
JOSEPHINE	617	22	16	59	50	246	172	52
KLAMATH	409	52	7	40	32	134	121	23
LAKE	39	3		8	6	10	11	1
LANE	2,777	260	31	364	163	514	785	660
LINCOLN	460	41	1	64	33	127	118	76
LINN	1,036	88	6	136	66	128	266	346
MALHEUR	255	38	5	19	15	55	45	78
MARION	2,650	246	19	210	140	741	558	736
MORROW	28	4		4	1	8	11	
MULTNOMAH	6,024	621	62	650	440	1961	1512	778
POLK	618	30	1	30	14	227	98	218
SHERMAN	26	1		3		4	11	7
TILLAMOOK	104	20	2	27	15	13	20	7
UMATILLA	409	60	4	46	38	70	143	48
UNION	126	24	2	23	12	38	26	1
WALLOWA	10	2			2	2	2	2
WASCO	299	32	9	34	22	37	90	75
WASHINGTON	2,608	532	35	259	104	422	710	546
WHEELER	5			2	1		2	
YAMHILL	498	70		81	36	97	155	59
TOTAL	26,927	2,768	281	2,998	1,760	6,519	7,956	4,645

FISH & GAME OFFENSES by COUNTY, 1997

COUNTY	1997 TOTAL	Sport Fishing	Commercial Fishing	Personal Use	Game
BAKER	56	32			24
BENTON	36	8	1	2	25
CLACKAMAS	369	340			29
CLATSOP	328	193	36	21	78
COLUMBIA	142	50	4		88
COOS	179	84	14	63	18
CROOK	51	23			28
CURRY	107	80	13	6	8
DESCHUTES	162	105			57
DOUGLAS	314	242		18	54
GILLIAM	9	7			2
GRANT	62	8			54
HARNEY	28	9			19
HOOD RIVER	70	54		2	14
JACKSON	206	149	2	21	34
JEFFERSON	52	40			12
JOSEPHINE	80	71			9
KLAMATH	82	39			43
LAKE	74	25			49
LANE	469	390	2	14	63
LINCOLN	330	196	63	48	23
LINN	92	77	1		14
MALHEUR	130	87			43
MARION	189	154		1	34
MORROW	110	42			68
MULTNOMAH	321	277	2		42
POLK	32	19			13
SHERMAN	22	19			3
TILLAMOOK	349	229	3	88	29
UMATILLA	147	84			63
UNION	72	11			61
WALLOWA	80	42			38
WASCO	111	75			36
WASHINGTON	85	53	1		31
WHEELER	25	6			19
YAMHILL	62	20			42
TOTAL	5,033	3,340	142	284	1,267

MARINE VIOLATION OFFENSES by COUNTY, 1997

COUNTY	1997 TOTAL	License Violations	Insf. Life Preserver	Muffling	Other Equip Violation	Operate w/o Lights	Reckless Operation	Speeding	Operate W/ Intoxicated	Other
BAKER										
BENTON	5		1				1		3	
CLACKAMAS	3								3	
CLATSOP	49	18	19		3		2	5	1	1
COLUMBIA	97	31	39		13	5		5	1	3
COOS	52	17	22		3		2	4		4
CROOK	2						2			
CURRY	3	2							1	
DESCHUTES	3	1						1	1	
DOUGLAS	8	2	3				1		1	1
GILLIAM										
GRANT										
HARNEY	2	2								
HOOD RIVER										
JACKSON	327	56	150	6	13	1	9	46	24	22
JEFFERSON	11		1						1	9
JOSEPHINE	4	1	1						1	1
KLAMATH	2						1		1	
LAKE	8	3	4							1
LANE	24	1	16				1	2		4
LINCOLN	11	2	4						2	3
LINN	17		3				3		8	3
MALHEUR	5	2	3							
MARION	6	1	2				1		1	1
MORROW	5		5							
MULTNOMAH	18		3				1		8	6
POLK										
SHERMAN	3									3
TILLAMOOK	3		2						1	
UMATILLA	4		4							
UNION	3	1					1			1
WALLOWA										
WASCO	42	1							3	38
WASHINGTON										
WHEELER										
YAMHILL	2						2			
TOTAL	719	141	282	6	32	6	27	63	61	101

This page is intentionally blank.

SECTION 6
STATEWIDE
ARREST INFORMATION

This section provides statewide information on the number of persons arrested for each offense.

The state tables provide information by the age, sex and race of persons arrested.

This page is intentionally blank.

NUMBER OF ARRESTS BY AGE - STATE OF OREGON, 1997

TOTAL ARRESTS	ADULT ARRESTS	JUVENILE ARRESTS		Under 10	10 to 12	13 to 14	15	16	17	18	19	20	21	22	23	24	25 to 29	30 to 34	35 to 39	40 to 44	45 to 49	50 to 54	55 to 59	60 to 64	65 and Over	
CRIMES AGAINST PERSONS																										
112	99	13	Willful Murder *	0	0	2	6	4	1	10	8	11	9	0	2	2	20	12	12	7	5	1	0	0	0	
23	17	6	Neg. Homicide (1)	0	1	2	0	1	2	1	0	1	1	0	0	3	3	1	2	0	2	1	1	0	1	
325	257	68	Forcible Rape *	1	7	25	3	17	15	16	12	15	23	15	13	10	37	37	20	10	3	4	3	2		
1,397	1,094	303	Other Sex Crime	13	49	107	50	42	42	45	65	66	54	39	31	29	154	174	167	98	68	42	20	13	29	
121	105	16	Kidnapping	0	1	6	2	5	2	2	2	5	6	3	2	3	26	15	13	12	8	7	1	0	0	
1,307	1,002	305	Robbery *	0	23	58	58	68	98	86	82	60	57	42	39	35	156	157	134	92	41	11	7	2	1	
2,654	2,038	616	Aggravated Assault *	9	78	158	126	118	127	130	111	96	95	88	81	78	335	334	281	194	115	46	27	13	14	
18,034	15,156	2,878	Simple Assault	60	420	911	543	502	442	536	525	494	549	585	529	560	2,742	2,820	2,600	1,687	816	353	187	84	109	
23,973	19,768	4,205	TOTAL	83	579	1,269	788	757	729	826	805	748	794	772	697	720	3,473	3,550	3,248	2,090	1,065	464	247	115	156	
CRIMES AGAINST PROPERTY																										
4,412	2,591	1,821	Burglary *	65	225	541	369	339	282	258	228	163	118	115	99	107	467	434	307	161	84	29	12	6	3	
28,551	19,086	9,465	Larceny *	189	1,360	2,899	1,845	1,592	1,600	1,552	1,254	1,019	808	741	664	541	2,965	2,774	2,603	1,994	1,091	501	235	120	206	
3,878	2,795	1,083	Motor Vehicle Theft *	6	35	264	258	254	266	266	234	176	140	136	119	110	562	481	317	143	73	22	9	5	2	
456	176	280	Arson *	35	102	90	28	17	8	21	10	8	9	4	6	3	26	20	18	27	12	4	3	1	4	
3,216	2,974	242	Forgery/Counterfeit	0	4	29	25	66	118	149	177	159	144	127	111	101	647	584	429	216	60	36	8	1	5	
1,502	1,351	151	Fraud	0	6	23	30	38	54	88	89	63	70	54	44	45	255	218	179	126	63	32	11	9	5	
86	80	6	Embezzlement	0	0	0	0	1	5	6	4	9	4	1	4	3	17	12	7	7	2	2	1	1	0	
733	563	170	Stolen Property	0	14	55	26	32	43	45	31	35	30	23	21	28	99	95	86	35	25	6	2	2	0	
5,475	2,753	2,722	Vandalism	162	456	782	447	465	410	374	256	193	168	132	119	97	415	351	296	168	104	41	20	6	13	
48,309	32,349	15,960	TOTAL	457	2,202	4,683	3,028	2,804	2,766	2,759	2,283	1,825	1,489	1,333	1,187	1,035	5,453	4,969	4,242	2,677	1,534	673	301	151	238	
BEHAVIORAL CRIMES																										
2,571	2,027	544	Weapon Laws	2	27	117	123	134	141	166	128	105	119	101	80	81	345	291	291	151	92	45	16	8	8	
754	740	14	Prostitution	0	0	3	3	3	5	14	25	29	22	17	40	37	149	124	115	80	39	24	14	4	7	
17,434	15,088	2,346	Drug Laws	7	102	499	480	614	664	831	759	691	608	612	547	528	2,653	2,622	2,567	1,500	764	252	80	30	16	
13	9	4	Gambling	0	0	1	0	1	2	1	1	0	0	3	0	0	0	1	0	3	0	0	0	0	0	
601	584	17	Crimes Against Family	1	0	1	1	7	7	20	30	17	22	19	20	11	106	122	100	46	36	13	9	7	6	
20,720	20,424	296	D.U.I.I.	1	0	6	24	84	181	399	480	519	751	747	698	661	3,266	3,116	3,269	2,575	1,761	953	554	291	384	
16,036	10,437	5,599	Liquor Laws	12	109	786	1,070	1,573	2,049	2,515	2,277	1,680	373	217	165	121	468	458	650	572	397	295	147	60	42	
5,638	4,297	1,341	Disorderly Conduct	12	139	407	263	274	246	257	243	199	251	215	160	163	619	627	649	447	205	123	64	34	41	
28,793	20,858	7,935	All Other	87	585	1,992	1,744	1,928	1,601	1,253	1,127	982	853	717	677	620	3,094	3,038	3,223	2,446	1,344	733	354	171	226	
5,113	0	5,113	Curfew	7	253	1,284	1,195	1,273	1,101	0	0	0	0	0	0	0	0	0	0	0	0	0	0	0	0	
4,306	0	4,306	Runaway Juveniles	15	400	1,562	1,018	845	466	0	0	0	0	0	0	0	0	0	0	0	0	0	0	0	0	
101,979	74,464	27,515	TOTAL	144	1,615	6,658	5,901	6,734	6,463	5,456	5,070	4,222	2,997	2,648	2,387	2,222	10,700	10,399	10,864	7,820	4,668	2,438	1,238	605	730	
GRAND TOTAL																										
174,261	128,581	47,680	TOTAL	684	4,396	12,610	9,717	10,295	9,978	9,041	8,158	6,795	5,280	4,753	4,271	3,977	19,626	18,918	18,352	12,787	7,267	3,575	1,786	871	1,124	
* Index Total																										
41,695	28,024	13,671	TOTAL	305	1,830	4,037	2,693	2,409	2,397	2,339	1,939	1,548	1,257	1,141	1,023	886	4,568	4,249	3,709	2,638	1,431	617	297	150	232	
16,669	15,972	697	Traffic Crimes	3	3	34	68	213	376	602	681	711	696	698	643	610	3,122	3,059	2,418	1,336	713	300	161	79	143	
4,993	4,421	572	Fish & Game Violations	1	1	13	107	189	261	148	148	144	188	161	199	151	795	696	597	448	300	150	101	50	145	
680	645	35	Marine Violations	0	2	5	5	10	13	8	7	14	14	16	19	11	89	102	99	94	58	38	19	30	27	

(1) Negligent Homicide Arrests Include Traffic Death Arrests
 Does not include arrest data from Douglas County Sheriff's Office.
 Includes only 10 months' arrest data for The Dalles Police Department.

NUMBER OF MALE ARRESTS BY AGE - STATE OF OREGON, 1997

TOTAL ARRESTS	ADULT ARRESTS	JUVENILE ARRESTS		Under 10	10 to 12	13 to 14	15	16	17	18	19	20	21	22	23	24	25 to 29	30 to 34	35 to 39	40 to 44	45 to 49	50 to 54	55 to 59	60 to 64	65 and Over			
CRIMES AGAINST PERSONS																												
100	89	11	Willful Murder *	0	0	1	5	4	1	10	8	11	6	0	2	2	19	11	7	7	5	1	0	0	0			
21	15	6	Neg. Homicide (1)	0	1	2	0	1	2	1	0	1	1	0	0	3	3	0	2	0	1	1	1	0	1			
325	257	68	Forcible Rape *	1	7	25	3	17	15	16	12	15	23	15	13	10	37	37	37	20	10	3	4	3	2			
1,336	1,064	272	Other Sex Crime	13	39	94	49	39	38	44	64	62	53	38	30	26	149	166	163	98	68	41	20	13	29			
114	100	14	Kidnapping	0	1	4	2	5	2	2	2	4	6	3	1	3	25	15	11	12	8	7	1	0	0			
1,134	870	264	Robbery *	0	17	48	52	54	93	77	76	55	48	37	31	136	131	114	77	36	8	5	2	0	0			
2,173	1,687	486	Aggravated Assault *	8	70	120	88	96	104	107	98	88	82	84	68	64	276	272	205	154	104	42	24	10	9			
14,148	12,072	2,076	Simple Assault	56	316	643	374	360	327	426	412	371	416	489	410	445	2,163	2,197	2,055	1,380	689	305	159	76	99			
19,351	16,154	3,197	TOTAL	78	451	937	573	576	582	683	672	607	635	646	561	584	2,808	2,829	2,594	1,748	921	408	214	104	140			
CRIMES AGAINST PROPERTY																												
3,887	2,313	1,574	Burglary *	50	180	457	321	306	280	238	214	154	111	100	90	97	410	368	265	145	77	25	12	5	2			
19,542	13,213	6,329	Larceny *	131	889	1,895	1,205	1,099	1,130	1,149	916	721	603	535	447	371	2,013	1,874	1,708	1,390	778	335	167	81	125			
3,141	2,321	820	Motor Vehicle Theft *	6	25	165	192	212	220	230	200	151	119	108	95	88	471	377	256	126	65	19	9	5	2			
394	148	248	Anson *	34	92	74	25	16	7	17	8	8	7	4	6	2	19	16	15	22	12	4	2	0	4			
1,995	1,846	149	Forgery/Counterfeit	0	1	14	13	37	84	91	123	94	96	83	70	54	379	355	268	142	58	22	5	1	5			
942	852	90	Fraud	0	4	12	17	21	36	61	58	45	49	33	28	28	151	128	110	83	48	17	8	6	3			
41	36	5	Embezzlement	0	0	0	0	1	4	2	0	7	2	1	1	0	7	7	3	4	1	0	1	0	0			
592	449	143	Stolen Property	0	11	43	23	29	37	35	24	34	26	18	15	24	73	77	71	24	19	5	2	2	0			
4,767	2,376	2,391	Vandalism	146	405	662	393	421	364	334	235	177	153	121	107	83	351	279	236	139	89	35	18	6	13			
35,301	23,552	11,749	TOTAL	367	1,587	3,322	2,189	2,142	2,142	2,157	1,778	1,391	1,166	1,003	859	745	3,874	3,481	2,932	2,075	1,145	462	224	108	154			
BEHAVIORAL CRIMES																												
2,385	1,877	508	Weapon Laws	2	27	107	118	122	132	152	120	103	113	99	78	77	318	254	268	140	84	41	15	7	8			
378	375	3	Prostitution	0	0	0	1	1	1	4	6	8	8	8	14	21	75	50	66	41	28	21	14	4	7			
13,782	11,851	1,911	Drug Laws	7	67	406	373	506	552	689	646	591	512	505	451	417	2,067	1,928	1,903	1,196	640	203	65	27	11			
11	7	4	Gambling	0	0	1	0	1	2	1	1	0	0	3	0	0	0	1	0	1	0	0	0	0	0			
273	261	12	Crimes Against Family	1	0	1	1	4	5	8	16	9	9	6	5	6	47	48	43	21	21	9	6	4	3			
17,226	16,982	244	D.U.I.I.	0	0	4	18	68	154	353	412	450	643	651	611	574	2,769	2,559	2,625	2,029	1,430	804	473	258	341			
12,483	8,710	3,773	Liquor Laws	5	58	429	645	1,090	1,548	2,006	1,856	1,407	325	197	142	107	401	368	558	495	339	272	141	55	41			
4,528	3,542	986	Disorderly Conduct	11	101	284	191	203	198	207	192	173	213	185	135	132	502	510	509	381	177	100	60	28	36			
22,292	16,460	5,832	All Other	73	449	1,365	1,238	1,432	1,275	1,005	895	771	692	583	561	508	2,426	2,312	2,478	1,943	1,098	613	290	131	154			
3,394	0	3,394	Curfew	6	169	796	752	859	812	0	0	0	0	0	0	0	0	0	0	0	0	0	0	0	0			
1,832	0	1,832	Runaway Juveniles	7	164	589	441	388	245	0	0	0	0	0	0	0	0	0	0	0	0	0	0	0	0			
76,564	60,065	18,499	TOTAL	112	1,033	3,982	3,778	4,672	4,922	4,425	4,144	3,512	2,515	2,237	1,997	1,842	8,605	8,030	8,450	6,247	3,817	2,063	1,064	514	603			
133,216	99,771	33,445	GRAND TOTAL	557	3,071	6,241	6,540	7,390	7,646	7,265	6,594	5,510	4,316	3,886	3,417	3,171	15,267	14,340	13,976	10,070	5,883	2,833	1,502	724	897			
30,696	20,896	9,800	* Index Total	230	1,260	2,785	1,891	1,804	1,830	1,844	1,532	1,203	999	883	758	665	3,381	3,086	2,607	1,941	1,087	437	223	106	144			
14,197	13,643	554	Traffic Crimes	2	3	23	51	164	311	524	595	637	606	619	562	526	2,694	2,550	2,002	1,137	605	261	141	69	115			
4,643	4,118	525	Fish & Game Violations	1	1	13	99	174	237	142	143	133	174	155	166	138	741	650	553	403	286	137	96	45	136			
630	601	29	Marine Violations	0	1	4	4	8	12	8	6	10	12	14	17	11	82	100	91	85	55	35	19	29	27			

(1) Negligent Homicide Arrests Include Traffic Death Arrests
 Does not include arrest data from Douglas County Sheriff's Office.
 Includes only 10 months' arrest data for The Dalles Police Department.

NUMBER OF FEMALE ARRESTS BY AGE - STATE OF OREGON, 1997

TOTAL ARRESTS	ADULT ARRESTS	JUVENILE ARRESTS		Under 10	10 to 12	13 to 14	15	16	17	18	19	20	21	22	23	24	25 to 29	30 to 34	35 to 39	40 to 44	45 to 49	50 to 54	55 to 59	60 to 64	65 and Over	
CRIMES AGAINST PERSONS																										
12	10	2	Wilful Murder *	0	0	1	1	0	0	0	0	0	3	0	0	0	1	1	5	0	0	0	0	0	0	0
2	2	0	Neg. Homicide (1)	0	0	0	0	0	0	0	0	0	0	0	0	0	0	1	0	0	1	0	0	0	0	0
0	0	0	Forcible Rape *	0	0	0	0	0	0	0	0	0	0	0	0	0	0	0	0	0	0	0	0	0	0	0
61	30	31	Other Sex Crime	0	10	13	1	3	4	1	1	4	1	1	1	3	5	8	4	0	0	1	0	0	0	0
7	5	2	Kidnapping	0	0	2	0	0	0	0	0	1	0	0	1	0	1	0	2	0	0	0	0	0	0	0
173	132	41	Robbery *	0	6	10	6	14	5	9	6	5	9	5	2	4	20	26	20	15	5	3	2	0	1	
481	351	130	Aggravated Assault *	1	8	38	38	22	23	23	13	8	13	4	13	14	59	62	76	40	11	4	3	3	5	
3,888	3,084	802	Simple Assault	4	104	268	169	142	115	110	113	123	133	116	119	115	579	623	545	287	127	48	28	8	10	
4,822	3,814	1,008	TOTAL	5	128	332	215	181	147	143	133	141	159	126	136	136	685	721	652	342	144	56	33	11	16	
CRIMES AGAINST PROPERTY																										
525	278	247	Burglary *	15	45	84	48	33	22	20	14	9	7	15	9	10	57	66	42	16	7	4	0	1	1	
9,009	5,853	3,156	Larceny *	58	491	1,004	640	493	470	403	338	298	203	206	217	170	952	900	895	604	313	166	68	39	81	
737	474	283	Motor Vehicle Theft *	0	10	99	66	42	46	36	34	25	21	28	24	22	91	104	61	17	8	3	0	0	0	
62	30	32	Arson *	1	10	16	3	1	1	4	2	0	2	0	0	1	7	4	3	5	0	0	1	1	0	
1,221	1,128	93	Forgery/Counterfeit	0	3	15	12	29	34	58	54	65	48	44	41	47	268	229	161	74	22	14	3	0	0	
560	499	61	Fraud	0	2	11	13	17	18	27	31	18	21	21	16	19	104	90	69	43	17	15	3	3	2	
45	44	1	Embezzlement	0	0	0	0	0	1	4	4	2	2	0	3	3	10	5	4	3	1	2	0	1	0	
141	114	27	Stolen Property	0	3	12	3	3	6	10	7	1	4	5	6	4	28	18	15	11	6	1	0	0	0	
708	377	331	Vandalism	16	51	120	54	44	46	40	21	16	15	11	12	14	64	72	60	29	15	6	2	0	0	
13,008	8,797	4,211	TOTAL	90	615	1,361	839	662	644	602	505	434	323	330	328	290	1,579	1,488	1,310	802	389	211	77	45	84	
BEHAVIORAL CRIMES																										
186	150	36	Weapon Laws	0	0	10	5	12	9	14	8	2	6	2	2	4	27	37	23	11	8	4	1	1	0	
376	365	11	Prostitution	0	0	3	2	2	4	10	19	21	14	9	26	16	74	74	49	39	11	3	0	0	0	
3,872	3,237	435	Drug Laws	0	35	93	87	108	112	142	113	100	94	107	96	111	586	694	664	304	154	48	15	3	5	
2	2	0	Gambling	0	0	0	0	0	0	0	0	0	0	0	0	0	0	0	0	2	0	0	0	0	0	
328	323	5	Crimes Against Family	0	0	0	0	3	2	12	14	8	13	13	15	5	59	74	57	25	15	4	3	3	3	
3,494	3,442	52	D.U.I.	1	0	2	6	16	27	46	68	69	108	96	87	87	497	557	644	546	331	149	81	33	43	
3,553	1,727	1,826	Liquor Laws	7	53	357	425	483	501	509	421	273	48	20	23	14	67	90	92	77	58	23	6	5	1	
1,110	755	355	Disorderly Conduct	1	38	123	72	71	50	50	51	28	38	30	25	31	117	117	140	66	28	23	4	6	3	
6,501	4,398	2,103	All Other	14	136	627	508	494	326	248	232	211	161	134	116	112	668	726	745	503	248	120	64	40	72	
1,719	0	1,719	Curfew	1	84	488	443	414	289	0	0	0	0	0	0	0	0	0	0	0	0	0	0	0	0	
2,474	0	2,474	Runaway Juveniles	8	236	973	577	459	221	0	0	0	0	0	0	0	0	0	0	0	0	0	0	0	0	
23,415	14,399	9,016	TOTAL	32	582	2,676	2,123	2,062	1,541	1,031	826	710	482	411	390	380	2,085	2,369	2,414	1,573	851	375	174	91	127	
41,045	26,810	14,235	GRAND TOTAL	127	1,325	4,369	3,177	2,905	2,332	1,776	1,564	1,285	964	867	854	806	4,339	4,578	4,376	2,717	1,384	642	284	147	227	
10,999	7,128	3,871	* Index Total	75	570	1,252	802	605	567	495	407	345	258	258	265	221	1,187	1,163	1,102	697	344	180	74	44	88	
2,472	2,329	143	Traffic Crimes	1	0	11	17	49	65	78	86	74	90	79	81	84	428	509	416	199	108	39	20	10	28	
350	303	47	Fish & Game Violations	0	0	0	8	15	24	6	5	11	14	6	13	13	54	46	44	45	14	13	5	5	9	
50	44	6	Marine Violations	0	1	1	1	2	1	0	1	4	2	2	2	0	7	2	8	9	3	3	0	1	0	

(1) Negligent Homicide Arrests Include Traffic Death Arrests
 Does not include arrest data from Douglas County Sheriff's Office.
 Includes only 10 months' arrest data for The Dalles Police Department.

This page is intentionally blank.

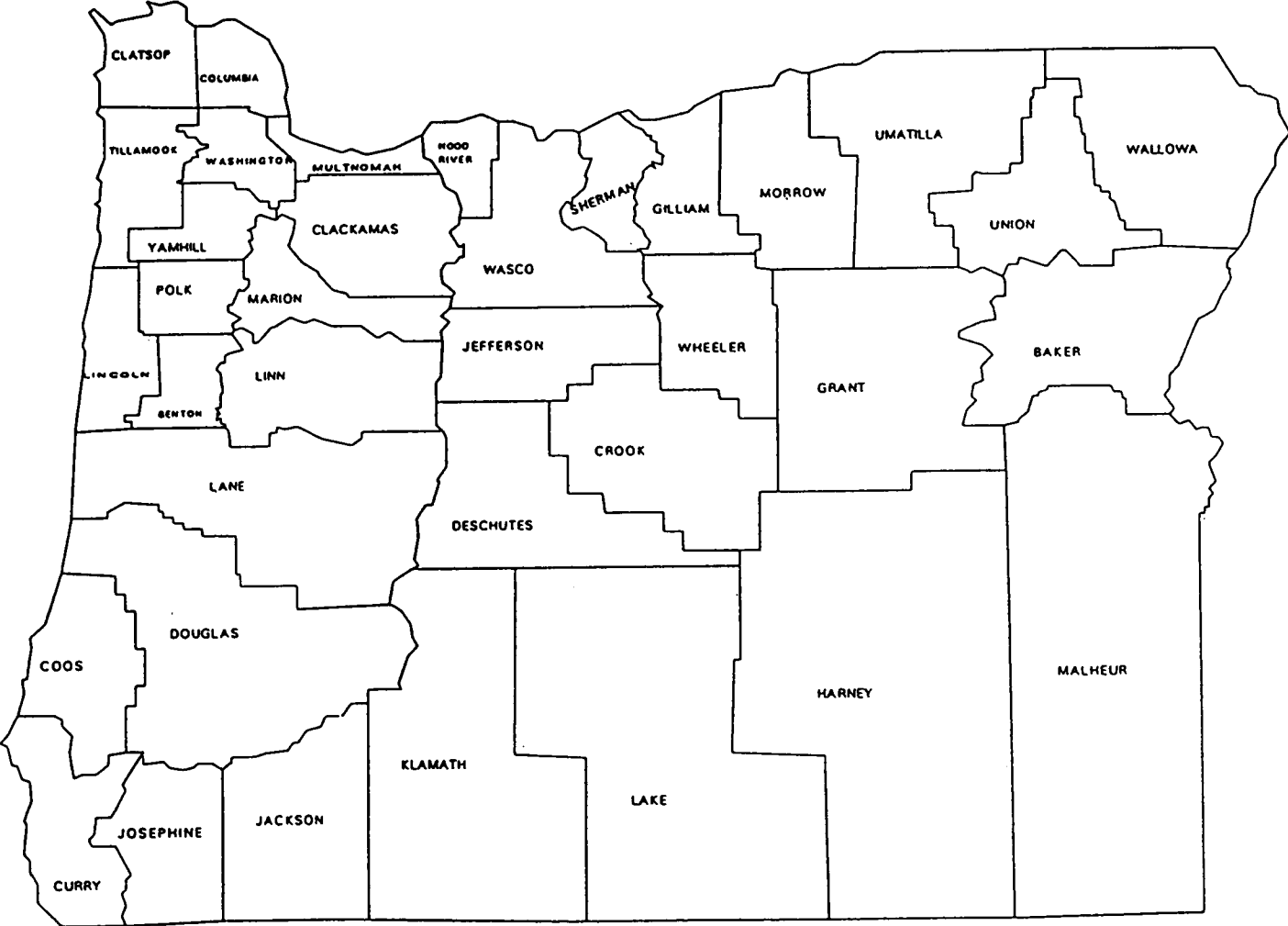
NUMBER OF ARRESTS BY RACE - STATE OF OREGON, 1997

TOTAL ARRESTS	ADULT ARRESTS	JUVENILE ARRESTS	WHITE			BLACK			INDIAN			HISPANIC			INDO-CHINESE			OTHER ASIAN		
			Adult	Juven	Total	Adult	Juven	Total	Adult	Juven	Total	Adult	Juven	Total	Adult	Juven	Total	Adult	Juven	Total
CRIME AGAINST PERSON																				
112	99	13	62	5	67	23	5	28	1	1	9	2	11	3	3	1	1	2		
23	17	6	14	6	20	1		1			2		2							
325	257	68	182	54	236	18	4	22	3	2	51	7	58	1	1	2	1	3		
1,397	1,094	303	898	258	1,156	38	8	46	14	3	130	31	161			14	3	17		
121	105	16	84	12	96	10	1	11	3		8	3	11							
1,307	1,002	305	724	222	946	162	44	206	28	9	79	29	108	4	4	5	1	6		
2,654	2,038	616	1,595	463	2,058	145	57	202	61	18	199	51	250	4	3	34	24	58		
18,034	15,156	2,878	12,145	2,360	14,505	1,135	186	1,321	282	73	1,413	227	1,640	25	2	156	30	186		
23,973	19,768	4,205	15,704	3,380	19,084	1,532	305	1,837	392	105	1,891	350	2,241	37	5	212	60	272		
CRIME AGAINST PROPERTY																				
4,412	2,591	1,821	2,276	1,642	3,918	121	58	179	43	21	124	81	205	5	2	22	17	39		
28,551	19,066	9,485	14,770	7,870	22,640	1,782	446	2,228	298	138	1,929	825	2,754	53	20	234	186	420		
3,878	2,795	1,083	2,347	855	3,202	233	113	346	43	16	155	68	223	6	6	11	25	36		
456	176	280	157	252	409	7	6	13	1	2	9	18	27		1	2	1	3		
3,216	2,974	242	2,484	208	2,692	180	15	195	22	2	271	16	287	4	4	13	1	14		
1,502	1,351	151	1,186	133	1,319	75	4	79	15	2	60	12	72	4	4	11		11		
86	80	6	70	5	75	1		1			5	1	6			4		4		
733	563	170	497	145	642	14	4	18	6	1	37	17	54	2	2	7	3	10		
5,475	2,753	2,722	2,353	2,364	4,717	116	76	192	53	26	186	225	411	12	2	33	29	62		
48,309	32,349	15,960	26,140	13,474	39,614	2,529	722	3,251	481	208	2,776	1,263	4,039	86	31	337	262	599		
BEHAVIORAL CRIMES																				
2,571	2,027	544	1,593	414	2,007	180	48	228	23	3	199	61	260	8	5	24	13	37		
754	740	14	538	11	549	69	1	70	13	1	86		86	6	6	28	1	29		
17,434	15,088	2,346	11,180	1,936	13,116	1,835	169	2,004	189	29	1,822	196	2,018	13	13	49	16	65		
13	9	4	2		2	5	4	9	1		1		1			1		1		
601	584	17	532	16	548	6		6	3		38	1	39	1	1	4		4		
20,720	20,424	296	16,859	246	17,105	373	1	374	298	3	2,728	46	2,774	30	30	136		136		
16,036	10,437	5,599	8,619	4,937	13,556	343	103	446	484	161	853	337	1,190	11	5	127	56	183		
5,638	4,297	1,341	3,557	1,050	4,607	168	64	232	107	23	428	193	621	1	3	36	8	44		
28,793	20,857	7,936	16,855	7,045	23,900	1,828	194	2,022	357	76	1,648	541	2,189	20	7	149	73	222		
5,113		5,113		4,137	4,137	251		251	80	80		539	539		15	91		91		
4,306		4,306		3,769	3,769	184		184		59		244	244		8	42		42		
101,979	74,463	27,516	59,735	23,561	83,296	4,807	1,019	5,826	1,475	435	7,802	2,158	9,960	90	43	554	300	854		
174,261	126,580	47,681	101,579	40,415	141,994	8,868	2,046	10,914	2,348	748	12,469	3,771	16,240	213	79	1,103	622	1,725		
41,695	28,024	13,671	Index Total	22,113	11,363	33,476	2,491	733	3,224	478	206	2,555	1,081	3,636	76	32	311	256	567	
16,669	15,972	697	Traffic Crime	12,694	524	13,218	975	41	1,016	187	6	2,009	113	2,122	14	4	93	9	102	
4,993	4,421	572	Fish & Game	4,413	567	4,980				1	1	6	4	10			2	2		
680	645	35	Marine	636	35	671				1		7		7			1	1		

G-7

(1) Negligent Homicide Arrests include Traffic Death Arrests
 Does not include arrest data from Douglas County Sheriff's Office.
 Includes only 10 months' arrest data for The Dalles Police Department.

OREGON COUNTY MAP



STATE OF OREGON ARRESTS BY RACE & COUNTY, 1997

ARREST						INDO -	OTHER -
TOTAL COUNTY		WHITE	BLACK	INDIAN	HISPANIC	CHINESE	ASIAN
1,123	BAKER	1,094	4	7	16	1	1
3,356	BENTON	3,037	80	10	180	1	48
11,755	CLACKAMAS	10,242	401	96	863	9	144
2,857	CLATSOP	2,664	43	5	131	2	12
2,140	COLUMBIA	2,111	7	2	16		4
3,939	COOS	3,832	18	16	67		6
1,387	CROOK	1,319		1	65		2
909	CURRY	870	7	3	27		2
6,095	DESCHUTES	5,870	30	61	123	2	9
4,287	DOUGLAS *	4,219	19	5	41	1	2
82	GILLIAM	76	1		3		2
262	GRANT	262					
245	HARNEY	215		29	1		
1,104	HOOD RIVER	796	9	9	286		4
12,088	JACKSON	10,950	209	74	812		43
1,335	JEFFERSON	728	3	355	245		4
3,452	JOSEPHINE	3,373	11	5	60		3
3,055	KLAMATH	2,449	61	313	209		23
374	LAKE	353	1	5	14		1
22,162	LANE	19,592	717	238	1,396		219
2,930	LINCOLN	2,774	29	72	41		14
6,636	LINN	6,231	69	16	284	6	30
1,868	MALHEUR	1,025	14	14	805		10
15,164	MARION	10,908	376	260	3,453	24	143
419	MORROW	305	1	2	110		1
35,131	MULTNOMAH	21,893	8,117	890	3,411	225	595
2,732	POLK	2,243	29	44	391	4	21
78	SHERMAN	71		1	6		
1,695	TILLAMOOK	1,643	5		45		2
4,056	UMATILLA	2,970	34	404	638		10
1,256	UNION	1,191	12	14	29		10
275	WALLOWA	274		1			
1,700	WASCO **	1,449	14	69	156		12
14,259	WASHINGTON	11,561	566	50	1,734	13	335
29	WHEELER	28					1
4,025	YAMHILL	3,375	27	25	582	4	12
174,260	STATE TOTAL	141,993	10,914	3,096	16,240	292	1,725

* Douglas County - Does not include arrest data from Douglas County Sheriff's Office.

** Wasco County - Includes only 10 months' arrest data for The Dalles Police Department.

ARRESTS FOR CRIMES AGAINST PERSONS BY RACE & COUNTY, 1997

ARREST TOTAL COUNTY	WHITE	BLACK	INDIAN	HISPANIC	INDO - CHINESE	OTHER - ASIAN	
167 BAKER	162	2	2	1			
325 BENTON	281	13	3	20		8	
1,850 CLACKAMAS	1,652	47	16	120		15	
280 CLATSOP	247	7	2	22	1	1	
265 COLUMBIA	261	2	1	1			
549 COOS	534	2		12		1	
185 CROOK	175			10			
140 CURRY	132	2	1	3		2	
811 DESCHUTES	775	7	8	20		1	
488 DOUGLAS *	483	1	1	3			
13 GILLIAM	11			1		1	
45 GRANT	45						
57 HARNEY	53		4				
114 HOOD RIVER	84	2	1	26		1	
1,392 JACKSON	1,229	42	16	96		9	
267 JEFFERSON	147	1	64	54		1	
510 JOSEPHINE	487	6	2	15			
546 KLAMATH	394	15	91	41		5	
48 LAKE	47	1					
2,628 LANE	2,285	139	30	148		26	
358 LINCOLN	339	1	13	3		2	
925 LINN	867	15	2	33	1	7	
206 MALHEUR	88	2	3	113			
2,170 MARION	1,533	87	37	489	1	23	
98 MORROW	65			33			
5,503 MULTNOMAH	3,420	1,323	119	493	38	110	
362 POLK	298	3	8	51		2	
17 SHERMAN	16			1			
241 TILLAMOOK	232	2		7			
556 UMATILLA	402	9	43	101		1	
174 UNION	161	2	6	5			
41 WALLOWA	41						
209 WASCO **	171	1	10	23		4	
1,967 WASHINGTON	1,572	101	11	231	1	51	
4 WHEELER	4						
462 YAMHILL	391	2	3	65		1	
23,973	STATE TOTAL	19,084	1,837	497	2,241	42	272

* Douglas County - Does not include arrest data from Douglas County Sheriff's Office.

** Wasco County - Includes only 10 months' arrest data for The Dalles Police Department.

ARRESTS FOR CRIMES AGAINST PROPERTY BY RACE & COUNTY, 1997

ARREST						INDO -	OTHER -
TOTAL	COUNTY	WHITE	BLACK	INDIAN	HISPANIC	CHINESE	ASIAN
324	BAKER	315	2	1	4	1	1
829	BENTON	747	30	3	39		10
3,673	CLACKAMAS	3,045	224	34	294	3	73
488	CLATSOP	452	16	1	17		2
368	COLUMBIA	363	3	1	1		
948	COOS	917	5	5	20		1
266	CROOK	261			5		
146	CURRY	131	3	2	10		
1,883	DESCHUTES	1,817	8	23	33	1	1
1,093	DOUGLAS *	1,081	2	1	7	1	1
8	GILLIAM	7			1		
66	GRANT	66					
29	HARNEY	24		5			
264	HOOD RIVER	178	2	1	81		2
3,449	JACKSON	3,178	46	14	198		13
260	JEFFERSON	155	1	74	28		2
807	JOSEPHINE	797		1	9		
797	KLAMATH	664	21	65	45		2
76	LAKE	75					1
6,144	LANE	5,591	198	33	244		78
729	LINCOLN	687	12	21	8		1
1,633	LINN	1,539	16	5	64	1	8
430	MALHEUR	229	1	4	195		1
4,390	MARION	3,257	126	89	862	12	44
102	MORROW	76		1	25		
10,577	MULTNOMAH	7,123	2,246	183	758	88	179
570	POLK	479	3	6	77	1	4
13	SHERMAN	11			2		
237	TILLAMOOK	228	1		8		
828	UMATILLA	618	3	67	136		4
345	UNION	330	3	1	6		5
49	WALLOWA	49					
329	WASCO **	271	6	19	31		2
5,071	WASHINGTON	3,963	269	24	648	8	159
2	WHEELER	2					
1,086	YAMHILL	888	4	5	183	1	5
48,309	STATE TOTAL	39,614	3,251	689	4,039	117	599

* Douglas County - Does not include arrest data from Douglas County Sheriff's Office.

** Wasco County - Includes only 10 months' arrest data for The Dalles Police Department.

ARRESTS FOR BEHAVIORAL CRIMES BY RACE & COUNTY, 1997

ARREST TOTAL COUNTY	WHITE	BLACK	INDIAN	HISPANIC	INDO - CHINESE	OTHER - ASIAN
633 BAKER	617	1	4	11		
2,202 BENTON	2,009	37	4	121	1	30
6,232 CLACKAMAS	5,545	130	46	449	6	56
2,089 CLATSOP	1,965	20	2	92	1	9
1,507 COLUMBIA	1,487	2		14		4
2,442 COOS	2,381	11	11	35		4
936 CROOK	883		1	50		2
623 CURRY	607	2		14		
3,401 DESCHUTES	3,278	15	30	70	1	7
2,706 DOUGLAS *	2,655	16	3	31		1
61 GILLIAM	58	1		1		1
151 GRANT	151					
159 HARNEY	138		20	1		
726 HOOD RIVER	534	5	7	179		1
7,247 JACKSON	6,543	121	44	518		21
808 JEFFERSON	426	1	217	163		1
2,135 JOSEPHINE	2,089	5	2	36		3
1,712 KLAMATH	1,391	25	157	123		16
250 LAKE	231		5	14		
13,390 LANE	11,716	380	175	1,004		115
1,843 LINCOLN	1,748	16	38	30		11
4,078 LINN	3,825	38	9	187	4	15
1,232 MALHEUR	708	11	7	497		9
8,604 MARION	6,118	163	134	2,102	11	76
219 MORROW	164	1	1	52		1
19,051 MULTNOMAH	11,350	4,548	588	2,160	99	306
1,800 POLK	1,466	23	30	263	3	15
48 SHERMAN	44		1	3		
1,217 TILLAMOOK	1,183	2		30		2
2,672 UMATILLA	1,950	22	294	401		5
737 UNION	700	7	7	18		5
185 WALLOWA	184		1			
1,162 WASCO **	1,007	7	40	102		6
7,221 WASHINGTON	6,026	196	15	855	4	125
23 WHEELER	22					1
2,477 YAMHILL	2,096	21	17	334	3	6
101,979 STATE TOTAL	83,295	5,827	1,910	9,960	133	854

* Douglas County - Does not include arrest data from Douglas County Sheriff's Office.

** Wasco County - Includes only 10 months' arrest data for The Dalles Police Department.

SECTION 7
STATEWIDE
LAW ENFORCEMENT EMPLOYEES
and
OFFICER ASSAULTED INFORMATION

This page is intentionally blank.

LAW ENFORCEMENT EMPLOYEES - STATEWIDE - 1997

The number of officers is the number of full time Law Enforcement Officers who are certified, certifiable or in process of being certified by the Oregon Department of Public Safety Standards and Training.

The number of support staff includes full time, non-officer staff such as records, communications and clerical employees.

	Officers	Support Staff	Total Employees
Male	4,882	443	5,325
Female	479	1,502	1,981
Total	5,361	1,945	7,306

Officers per 1,000 population = 1.7

Total Employees per 1,000 population = 2.3

Sheriffs Departments	1,229	478	1,707
Oregon State Police	859	312	1,171
Police Departments	3,229	1,147	4,376
O L C C	44	8	52
Total	5,361	1,945	7,306

When compared to 1996, the above numbers represent changes as follows:

- 1.3% increase in the number of law enforcement officers statewide
- 2.1% increase in the number of support employees
- 1.5% increase in the total number of law enforcement employees

LAW ENFORCEMENT EMPLOYEES - HISTORY

	Officer	Support Staff	Total Employees
1988	4,426	1,477	5,803
1989	4,606	1,413	6,019
1990	4,705	1,514	6,219
1991	4,712	1,485	6,197
1992	4,727	1,522	6,249
1993	4,834	1,585	6,419
1994	5,084	1,584	6,668
1995	5,218	1,784	7,002
1996	5,290	1,905	7,195
1997	5,361	1,945	7,306

LAW ENFORCEMENT EMPLOYEES BY DEPARTMENT / OFFICER ASSAULTS - 1997

DEPARTMENT	POPULATION	LAW ENFORCEMENT OFFICERS - MALE	LAW ENFORCEMENT OFFICERS - FEMALE	SUPPORT STAFF - MALE	SUPPORT STAFF - FEMALE	TOTAL STAFF	TOTAL OFFICERS ASSAULTED	ASSAULT WITH INJURY	ASSAULT WITHOUT INJURY
O.S.P. - BAKER		19		1		2	24		
BAKER CO. SO.	6,540	7				5	12		
BAKER CITY PD.	9,960	12				4	16		
O.L.C.C. - BAKER		1					1		
	16,500	39		1		2	11	53	
O.S.P. - BENTON		15		2			17	1	1
BENTON CO. SO.	22,175	27		3		1	4	35	
CORVALLIS PD.	51,145	47		8		5	20	80	
PHILOMATH PD.	3,380	7					1	8	
O.L.C.C. - BENTON		3					3		
	76,700	99		13		6	25	143	1
O.S.P. - CLACKAMAS		49		7		5	7	68	3
CLACKAMAS CO. SO.	174,875	158		20		7	29	214	8
CANBY PD.	11,725	17		2		3	1	23	4
ESTACADA PD.	2,100							1	1
GLADSTONE PD.	11,680	11		1			5	17	
LAKE OSWEGO PD.	34,065	39		4		3	22	68	2
MILWAUKIE PD.	20,055	29		2		2	9	42	4
MOLALLA PD.	4,920	10					2	12	1
OREGON CITY PD.	21,895	23		6		1	5	35	1
SANDY PD.	5,030	9					2	11	
WEST LINN PD.	20,415	23		2		1	3	29	3
WILSONVILLE PD.	10,940								1
O.L.C.C. - CLACKAMAS									2
	317,700	368		44		22	85	519	27
O.S.P. - CLATSOP		48		4		1	1	54	4
CLATSOP CO. SO.	11,705	21		1			4	26	4
ASTORIA PD.	10,110	14		2			4	22	2
GEARHART PD.	1,215	3						3	
SEASIDE PD.	6,005	17		1		1	5	24	
WARRENTON PD.	4,040	7		1			1	9	
CANNON BEACH PD.	1,425	4		2			2	8	1
O.L.C.C. - CLATSOP		1					1		
	34,500	115		11		4	17	147	9
O.S.P. - COLUMBIA		5		1				6	
COLUMBIA CO. SO.	20,740	13					2	15	1
CLATSKANIE PD.	1,880	6					1	7	1
COLUMBIA CITY PD.	1,550								
RAINIER PD.	1,780	5					1	6	
ST. HELENS PD.	8,555	18					3	21	
SCAPPOOSE PD.	4,650	9					1	10	1
VERNONIA PD.	2,345	3		1			1	5	1
O.L.C.C. - COLUMBIA									
	41,500	59		2			9	70	2
O.S.P. - COOS		23		3			6	32	5
COOS CO. SO.	25,435	29				3	16	48	4
BANDON PD.	2,790	5		1			1	7	1
COOS BAY PD.	15,635	26		2			14	42	2
COQUILLE PD.	4,235	8					2	10	
MYRTLE POINT PD.	2,725	5					1	6	1
NORTH BEND PD.	9,885	16		1		1	6	24	4
POWERS PD.	695	2						2	1
O.L.C.C. - COOS				1				1	
	61,400	114		8		4	46	172	16
O.S.P. - CROOK		3					3		1
CROOK CO. SO.	9,690	9				1	3	13	2
PRINEVILLE PD.	6,560	12		1		3	4	20	4
O.L.C.C. - CROOK									1
	16,250	24		1		4	7	36	7

LAW ENFORCEMENT EMPLOYEES BY DEPARTMENT / OFFICER ASSAULTS - 1997

DEPARTMENT	POPULATION	LAW ENFORCEMENT OFFICERS - MALE	LAW ENFORCEMENT OFFICERS - FEMALE	SUPPORT STAFF - MALE	SUPPORT STAFF - FEMALE	TOTAL STAFF	TOTAL OFFICERS ASSAULTED	ASSAULT WITH INJURY	ASSAULT WITHOUT INJURY
O.S.P. - CURRY		9				9			
CURRY CO. SO.	14,600	14		1		7	22		
BROOKINGS PD.	5,440	12	1	1		4	18		
GOLD BEACH PD.	2,160	5				1	6		
O.L.C.C. - CURRY									
	22,200	40	1	2		12	55		
O.S.P. - DESCHUTES		36		3		4	43	2	2
DESCHUTES CO. SO.	54,665	60	3	2		13	78	9	6
BEND PD.	33,740	43	7	6		11	67	10	4
REDMOND PD.	11,990	22	1	1		5	29	5	2
SISTERS PD.	805	4				1	5		3
O.L.C.C. - DESCHUTES		2	1				3		
	101,200	167	12	12		34	225	26	12
O.S.P. - DOUGLAS		24	3	2		1	30	2	2
DOUGLAS CO. SO.	59,485	60	2	1		14	77		
MYRTLE CREEK PD.	3,475	7				6	13		
REEDSPORT PD.	4,835	10	2	1		4	17	1	1
ROSEBURG PD.	19,810	34	2	1		5	42	5	2
SUTHERLIN PD.	6,360	9	2			2	13	3	3
WINSTON PD.	4,265	7				1	8		
O.L.C.C. - DOUGLAS		1					1		
	98,230	152	11	5		33	201	11	3
O.S.P. - GILLIAM		4					4		
GILLIAM CO. SO.	1,150	4				1	5	1	1
CONDON PD.	800	1					1	1	1
O.L.C.C. - GILLIAM									
	1,950	9				1	10	2	2
O.S.P. - GRANT		5					5	1	1
GRANT CO. SO.	4,845	4				1	5		
JOHN DAY PD.	1,930	4				5	9		
PRAIRIE CITY PD.	1,175	3					3		
O.L.C.C. - GRANT									
	7,950	16				6	22	1	1
O.S.P. - HARNEY		6					6	1	1
HARNEY CO. SO.	3,020	4				1	5		
BURNS PD.	2,975	4	1			5	10		
HINES PD.	1,505	3					3		
O.L.C.C. - HARNEY									
	7,500	17	1			6	24	1	1
O.S.P. - HOOD RIVER		7	1				8		
HOOD RIVER CO. SO.	14,135	15		5		9	29	2	2
HOOD RIVER PD.	5,065	12				3	15		
O.L.C.C. - HOOD RIVER									
	19,200	34	1	5		12	52	2	2
O.S.P. - JACKSON		59	1	6		23	89	5	2
JACKSON CO. SO.	61,890	45	2	1		21	69		3
ASHLAND PD.	18,560	21	5			12	38		
BUTTE FALLS PD.	420	1					1		
CENTRAL POINT PD.	10,750	16	1			2	19		
EAGLE POINT PD.	3,850	4				1	5		
GOLD HILL PD.	1,230	1	1			1	3		
JACKSONVILLE PD.	2,050	4					4		
MEDFORD PD.	57,610	80	8	4		36	128		
PHOENIX PD.	3,770	6		1			7		
ROGUE RIVER PD.	1,955	5					5		
SHADY COVE PD.	2,205	4				1	5		
TALENT PD.	5,010	5	1			1	7		
O.L.C.C. - JACKSON		2	1			1	4		
	169,300	253	20	12		99	384	5	2

LAW ENFORCEMENT EMPLOYEES BY DEPARTMENT / OFFICER ASSAULTS - 1997

DEPARTMENT	POPULATION	LAW ENFORCEMENT		SUPPORT		TOTAL STAFF	TOTAL	ASSAULT	ASSAULT	
		OFFICERS - MALE	OFFICERS - FEMALE	STAFF - MALE	STAFF - FEMALE		OFFICERS ASSAULTED	WITH INJURY	WITHOUT INJURY	
O.S.P. - JEFFERSON			8	1			9			
JEFFERSON CO. SO.	11,325		11		3	5	19	4	1	3
CULVER PD.	835		1				1			
MADRAS PD.	4,940		11			1	12	4	1	3
O.L.C.C. - JEFFERSON	17,100		31	1	3	6	41	8	2	6
O.S.P. - JOSEPHINE			10	1		1	12	3	1	2
JOSEPHINE CO. SO.	52,465		37	1	1	18	57	5	3	2
GRANTS PASS PD.	20,535		33	3		8	44	7	4	3
O.L.C.C. - JOSEPHINE	73,000		80	5	1	27	113	15	8	7
O.S.P. - KLAMATH			32	5	2	2	41	4		4
KLAMATH CO. SO.	41,935		26	1	2	5	34	1	1	
KLAMATH FALLS PD.	18,830		33		1	3	37	14	5	9
O.L.C.C. - KLAMATH	60,765		93	6	5	10	114	19	6	13
O.S.P. - LAKE			5				5	1		1
LAKE CO. SO.	4,755		5	1			6			
LAKEVIEW PD.	2,645		5				5			
O.L.C.C. - LAKE	7,400		15	1			16	1		1
O.S.P. - LANE			59	2	6	11	78	5	2	3
LANE CO. SO.	99,900		65	9	7	32	113	14	9	5
COBURG PD.	785		3			1	4			
COTTAGE GROVE PD.	8,005		15		4	5	24	1		1
CRESWELL PD.	2,875							1	1	
EUGENE PD.	129,300		142	27	34	115	318	33	24	9
FLORENCE PD.	6,570		12			8	20	4	1	3
JUNCTION CITY PD.	4,285		7	1	2	2	12			
OAKRIDGE PD.	3,240		6	1	1	4	12			
SPRINGFIELD PD.	50,670		58	2	3	23	86	26	20	6
VENETA PD.	2,870									
O.L.C.C. - LANE	308,500		367	42	57	201	667	84	57	27
O.S.P. - LINCOLN			20	1		1	22			
LINCOLN CO. SO.	20,455		23	1		3	27			
LINCOLN CITY PD.	6,785		19	2	1	7	29			
NEWPORT PD.	9,960		23		1	4	28	3	2	1
TOLEDO PD.	3,495		7		1	4	12	1	1	
O.L.C.C. - LINCOLN	40,695		93	4	3	19	119	4	3	1
O.S.P. - LINN			17	1	2	2	22	2		2
LINN CO. SO.	43,135		53	3	9	14	79	4	3	1
ALBANY PD.	37,830		45	4	3	16	68	2	1	1
LEBANON PD.	12,190		23		2	7	32	1		1
SWEETHOME PD.	7,545		12	1		6	19	2		2
O.L.C.C. - LINN	100,700		150	9	16	45	220	11	4	7
O.S.P. - MALHEUR			17		2	2	21	1		1
MALHEUR CO. SO.	13,675		11		1	6	18	4	2	2
NYSSA PD.	3,000		7			1	8	1		1
ONTARIO PD.	10,510		21	1		9	31			
VALE PD.	1,515		5				5			
O.L.C.C. - MALHEUR	28,700		61	1	3	18	83	6	2	4

LAW ENFORCEMENT EMPLOYEES BY DEPARTMENT / OFFICER ASSAULTS - 1997

DEPARTMENT	POPULATION	LAW ENFORCEMENT OFFICERS - MALE	LAW ENFORCEMENT OFFICERS - FEMALE	SUPPORT STAFF - MALE	SUPPORT STAFF - FEMALE	TOTAL STAFF	TOTAL OFFICERS ASSAULTED	ASSAULT WITH INJURY	ASSAULT WITHOUT INJURY
O.S.P. - MARION *		141	11	67	114	333	10	1	9
MARION CO. SO.	90,020	65	4	2	27	98			
AUMSVILLE PD.	2,820	4	1		1	6			
AURORA PD.	675	2				2			
GERVAIS PD.	1,220	2	1			3			
HUBBARD PD.	2,205	5			1	6			
KEIZER PD.	28,340	27	3	2	5	37			
MT. ANGEL PD.	3,020	4	1		1	6			
SALEM PD. (MARION)	108,955	157	15	19	77	268			
SILVERTON PD.	6,675	12			2	14			
STAYTON PD.	6,290	11	1		2	14			
TURNER PD.	1,330	2				2			
WOODBURN PD.	16,150	23	1	1	4	29			
O.L.C.C. - MARION		3	2		1	6			
	267,700	458	40	91	235	824	10	1	9
O.S.P. - MORROW		4				4			
MORROW CO. SO.	4,900	11		2	6	19	1	1	
BOARDMAN PD.	2,685	6				6			
HEPPNER PD.	1,465	3				3	1		1
O.L.C.C. - MORROW									
	9,050	24		2	6	32	2	1	1
O.S.P. - MULTNOMAH		41	9	5	8	63	3		3
MULTNOMAH CO. SO.	34,755	99	6	18	39	162			
GRESHAM PD.	81,865	85	7	6	30	128	25	13	12
PORTLAND PD.	508,500	796	152	79	220	1,247	225	101	124
PORTLAND AIRPORT PD.		28	6	1	8	43	1		1
TROUTDALE PD.	13,880	17			3	20	3	1	2
O.L.C.C. - MULTNOMAH		17	4		5	26			
	639,000	1,083	184	109	313	1,689	257	115	142
O.S.P. - POLK		28	2		7	37			
POLK CO. SO.	17,150	20	1	1	5	27			
DALLAS PD.	12,020	16	1		1	18			
INDEPENDENCE PD.	5,405	11	1		1	13			
MONMOUTH PD.	7,590	9	2		2	13			
SALEM PD. (POLK)	15,235	8				8			
O.L.C.C. - POLK									
	57,400	92	7	1	16	116			
O.S.P. - SHERMAN									
SHERMAN CO. SO.	1,900	5			1	6			
O.L.C.C. - SHERMAN									
	1,900	5			1	6			
O.S.P. - TILLAMOOK							2	1	1
TILLAMOOK CO. SO.	16,255	16			2	18	4		4
GARIBALDI PD.	980	2				2	1	1	
MANZANITA DPS.	1,020	1				1			
ROCKAWAY BEACH PD.	1,205	3				3			
TILLAMOOK PD.	4,340	9			2	11			
O.L.C.C. - TILLAMOOK									
	23,800	31			4	35	7	2	5
O.S.P. - UMATILLA		39	2	5	4	50	2		2
UMATILLA CO. SO.	23,930	14			11	25	9	2	7
ATHENA PD.	1,120	1				1			
HERMISTON PD.	11,340	18	2		7	27			
MILTON FREEWATER PD.	6,200	10	2	1	4	17			
PENDLETON PD.	16,180	23			7	30	2		2
PILOT ROCK PD.	1,585	3	1		1	5	1		1
STANFIELD PD.	1,770	5				5			
UMATILLA PD.	3,375	6	1		1	8	1		1
UMATILLA TRIBAL PD.		15			5	20	2		2
O.L.C.C. - UMATILLA		2			1	3			
	65,500	136	8	6	41	191	17	2	15

* OSP - Marion includes Oregon State Police Headquarters in Salem.

LAW ENFORCEMENT EMPLOYEES BY DEPARTMENT / OFFICER ASSAULTS - 1997

DEPARTMENT	POPULATION	LAW ENFORCEMENT OFFICERS - MALE	LAW ENFORCEMENT OFFICERS - FEMALE	SUPPORT STAFF - MALE	SUPPORT STAFF - FEMALE	TOTAL STAFF	TOTAL OFFICERS ASSAULTED	ASSAULT WITH INJURY	ASSAULT WITHOUT INJURY
O.S.P. - UNION			13			1		2	2
UNION CO. SO.	10,055		9		1	2			
LA GRANDE PD.	12,700		14	3	1	13		1	1
ELGIN PD.	1,745		3						
O.L.C.C. - UNION									
	24,500		39	3	2	16		3	1
O.S.P. - WALLOWA			5						
WALLOWA CO. SO.	5,265		5			6			
ENTERPRISE PD.	2,035		5						
O.L.C.C. - WALLOWA									
	7,300		15			6			
O.S.P. - WASCO			14			2			
WASCO CO. SO.	11,000		18		1	6			
THE DALLES PD.	11,600		20			2		2	1
O.L.C.C. - WASCO									
	22,600		52	1	1	10		2	1
O.S.P. - WASHINGTON			18	2	2	2			
WASHINGTON CO. SO.	166,355		157	8	44	30		9	4
BEAVERTON PD.	66,225		82	7	3	22		18	5
CORNELIUS PD.	7,845		13	2		2		4	2
FOREST GROVE PD.	15,965		24	1	1	5		3	1
GASTON PD.	620		1						
HILLSBORO PD.	58,365		53	8	2	20		8	5
KING CITY PD.	2,140		3						
NORTH PLAINS PD.	1,655		4			1			
SHERWOOD PD.	8,125		13	1		1			
TIGARD PD.	36,680		48	4	1	13		1	
TUALATIN PD.	20,405		24	3		3			1
O.L.C.C. - WASHINGTON									
	384,380		440	36	53	99		43	17
O.S.P. - WHEELER			1						
WHEELER CO. SO.	1,600		3						
O.L.C.C. - WHEELER									
	1,600		4						
O.S.P. - YAMHILL			14			1			
YAMHILL CO. SO.	31,470		39	1	8	8			
AMITY PD.	1,195								
CARLTON PD.	1,500		2						
DUNDEE PD.	2,620		5						
MCMINNVILLE PD.	23,485		23	3		8			
NEWBERG PD.	16,765		22	1	4	9			
YAMHILL PD.	970		2						
O.L.C.C. - YAMHILL									
	78,005		107	5	12	26			

LAW ENFORCEMENT OFFICERS ASSAULTED 1997

7-9

TYPE OF ACTIVITY	TOTAL ASSAULTS		KNIFE, OTHER INSTRUMENT	OTHER DANGEROUS WEAPON	HANDS FISTS FEET	TWO PERSON VEHICLE ALONE	ONE PERSON VEHICLE ASSIST.	DETECTIVE OR SPEC. ASSIGNMENT		OTHER ASSIST.		OFFICER ASSAULTS CLEARED	
	WEAPON	FIREARM						ALONE	ASSIST.	ALONE	ASSIST.		
RESPONDING TO DISTURBANCE CALLS	174	14	5	16	139	32	44	82	1	5	4	6	155
BURGLARIES IN PROGRESS/PURSUIING	6			1	5		3	2				1	6
ROBBERIES IN PROGRESS/PURSUIING	2	1		1			2						2
ATTEMPTING OTHER ARRESTS	132	4		16	112	24	30	61		2	3	12	123
CIVIL DISORDER (RIOT, MASS DISOBEDIENCE)	10			1	9			2		3		5	10
HANDLING, TRANSPORTING PRISONERS	95		2	7	86	26	8	25		1	14	21	85
INVESTIGATING SUSPICIOUS PERSON/CIRCUMSTANCE	57	1	1	10	45	11	15	26	1		1	3	55
AMBUSH - NO WARNING													
MENTALLY DERANGED	3				3	1		1				1	3
TRAFFIC PURSUITS AND STOPS	90			16	74	17	32	38		1		2	85
ALL OTHER	30	1		3	26	8	7	6		1	1	7	27
TOTAL OFFICER ASSAULTS	599	21	8	71	499	119	141	243	2	13	23	58	551
NUMBER WITH PERSONAL INJURY	255	8		22	225								
NUMBER WITHOUT PERSONAL INJURY	344	13	8	49	274								

TIME OF ASSAULTS	12:01 AM TO 02:00 AM	02:01 AM TO 04:00 AM	04:01 AM TO 06:00 AM	06:01 AM TO 08:00 AM	08:01 AM TO 10:00 AM	10:01 AM TO 12:00 PM	12:01 PM TO 02:00 PM	02:01 PM TO 04:00 PM	04:01 PM TO 06:00 PM	06:01 PM TO 08:00 PM	08:01 PM TO 10:00 PM	10:01 PM TO 12:00 PM
		81	59	15	13	9	27	30	45	56	74	92

NUMBER OF LAW ENFORCEMENT OFFICERS KILLED IN THE LINE OF DUTY:	BY FELONIOUS ACT:	1
	BY ACCIDENT OR NEGLIGENCE:	0

This page is intentionally blank.

SECTION 8
AGENCY SUMMARY
and
DETAIL TABLES

This section provides a detailed report by crime category of the annual crime report information for each department within each county in Oregon, including Traffic Crime, Fish & Game Laws, and Marine Violations.

SPECIAL NOTES:

When counting arrests, only those arrests which are made for an agency's own cases are counted for OUCR purposes. The number of arrests shown in this report will not necessarily agree with the statistics within a department which may show all arrest activity.

Index Crime is summarized at the bottom of the page. The individual crimes that make up the National Crime Index are each identified with an asterisk.

If necessary, Part II Crime totals may be easily determined by subtracting the Index Crime Total from the Grand Total located on the line above. The result of this subtraction equals total Part II Crimes.

This page is intentionally blank.

Population 1997	STATE OF OREGON			OREGON STATE POLICE			O.L.C.C.		
	Offenses	Arrests	Cleared	Offenses	Arrests	Cleared	Offenses	Arrests	Cleared
CRIME AGAINST PERSON									
Willful Murder*	101	112	57	3	2				
Neg. Homicide	16	23	14		1				
Forcible Rape*	1,285	325	421	80	15				
Other Sex Crime	5,662	1,455	2,054	465	91				
Kidnapping	654	121	252	26	7				
Robbery*	3,798	1,308	1,144	16	5				
Aggravated Assault*	9,275	2,680	4,311	270	152				
Simple Assault	28,016	18,422	17,289	588	372				
1997 TOTAL	48,807	24,446	25,542	1,448	645				
1996 TOTAL									
CRIME AGAINST PROPERTY									
Burglary*	33,518	4,603	4,053	341	66				
Larceny*	136,375	29,043	27,377	852	192				
Motor Vehicle Theft*	19,882	3,956	3,148	301	97				
Arson*	1,613	462	336	114	86				
Forgery/Counterfeit	13,160	3,290	4,514	140	59				
Fraud	11,349	1,587	4,018	116	30				
Embezzlement	737	87	336	1					
Stolen Property	1,225	775	781	40	29				
Vandalism	49,160	5,806	7,658	212	103				
1997 TOTAL	267,019	49,609	52,221	2,117	662				
1996 TOTAL									
BEHAVIORAL CRIMES									
Weapon Laws	4,063	2,721	2,998	322	223				
Prostitution	848	756	648	9	4				
Drug Laws	20,967	18,279	15,390	1,280	1,064				
Gambling	16	13	5	5	2				
Crimes Against Family	2,451	737	927	213	154				
D.U.I.	22,721	21,100	17,034	4,997	4,899				
Liquor Laws	14,531	16,650	11,664	637	609	778	282	776	
Disorderly Conduct	17,393	5,648	9,554	101	78	5		4	
All Other	61,492	29,513	33,580	1,117	602	190	158	190	
Curfew	7,284	5,117	7,140	13	12				
Runaway Juveniles	15,349	4,356	7,034	69	19				
1997 TOTAL	167,115	104,890	105,974	8,763	7,666	973	440	970	
1996 TOTAL									
GRAND TOTAL	482,941	178,945	183,737	12,328	8,973	973	440	970	
* Index Total	205,847	42,489	40,847	1,977	615				
Traffic Crime	26,927	17,005	21,733	4,169	3,752				
Fish and Game Laws	5,033	5,016	75	4,932	4,932				
Marine Violations	719	684	561	153	155				

Population 1997	Baker County - O.S.P.			Baker County Totals 16,500		
	Offenses	Arrests	Cleared*	Offenses	Arrests	Cleared
CRIME AGAINST PERSON						
Willful Murder*				1	0	0
Neg. Homicide				0	0	0
Forcible Rape*				6	1	4
Other Sex Crimes	6	1		118	17	87
Kidnapping	1			5	0	2
Robbery*				11	4	7
Aggravated Assault*	2	1		35	17	23
Simple Assault	6	2		216	128	146
1997 TOTAL	15	4		392	167	269
1996 TOTAL	18	10	14	325	205	263
CRIME AGAINST PROPERTY						
Burglary*	5			270	44	41
Larceny*	8	4		735	159	204
Motor Vehicle Theft*	3	1		89	19	36
Arson*	2			4	2	2
Forgery/Counterfeit	2			165	20	53
Fraud	1	4		586	33	416
Embezzlement				0	0	0
Stolen Property	1	1		5	2	4
Vandalism	3			390	45	58
1997 TOTAL	25	10		2,244	324	814
1996 TOTAL	14	1	2	1,892	400	879
BEHAVIORAL CRIMES						
Weapon Laws	2	1		52	15	39
Prostitution				0	0	0
Drug Laws	11	9		48	43	33
Gambling				0	0	0
Crimes Against Family	1	1		16	9	10
D.U.I.	68	67		151	143	81
Liquor Laws	8	10		32	137	19
Disorderly Conduct	1	1		115	44	98
All Other	11	7		354	167	173
Curfew				45	26	45
Runaway Juveniles		2		3	49	3
1997 TOTAL	102	98		816	633	501
1996 TOTAL	106	112	103	671	566	490
GRAND TOTAL	142	112		3,452	1,124	1,584
* Index Total	20	6		1,151	246	317
Traffic Crime	28	37		77	73	49
Fish and Game Laws	56	56		56	56	0
Marine Violations				0	0	0

*Not available for 1997

Population 1997	Benton County Sheriff 22,175			Corvallis PD 51,145			Philomath PD 3,380		
	Offenses	Arrests	Cleared	Offenses	Arrests	Cleared	Offenses	Arrests	Cleared
CRIME AGAINST PERSON									
Willful Murder*									
Neg. Homicide		1							
Forcible Rape*	6	2	2	16	12	5			
Other Sex Crimes	26	11	14	52	15	34	13	1	7
Kidnapping	1		1	3	2	1			
Robbery*	4	1	2	17	8	23			
Aggravated Assault*	5	4	5	40	13	23	3		
Simple Assault	140	76	100	314	134	269	38	36	32
1997 TOTAL	182	95	124	442	184	355	54	37	39
1996 TOTAL	194	104	135	448	176	320	67	59	58
CRIME AGAINST PROPERTY									
Burglary*	130	24	23	386	79	68	26	11	11
Larceny*	365	28	45	2,157	283	335	166	45	36
Motor Vehicle Theft*	58	20	12	115	37	37	14	11	6
Arson*	1			22	9	9	2	1	2
Forgery/Counterfeit	8	1	1	233	60	139	9	2	2
Fraud	10	3	4	142	22	65	7	4	2
Embezzlement				1					
Stolen Property	6	5	6	179	24	178	1	1	
Vandalism	270	39	40	819	49	98	63	11	10
1997 TOTAL	848	120	131	4,054	563	929	288	86	69
1996 TOTAL	713	128	149	3,625	556	777	206	75	80
BEHAVIORAL CRIMES									
Weapon Laws	22	13	18	40	18	35	2	4	2
Prostitution									
Drug Laws	64	43	47	92	70	82	4		1
Gambling									
Crimes Against Family	41	2	13	39	4	19	5	2	4
D.U.I.	187	171	187	153	143	153	21	20	21
Liquor Laws	50	108	42	273	304	267	16	16	15
Disorderly Conduct	23	11	8	58	29	42	19	15	15
All Other	556	198	99	1,004	428	566	101	87	84
Curfew	4	4	4	28	19	28	15	12	15
Runaway Juveniles	87	2	3	137	37	118	44	32	38
1997 TOTAL	1,034	552	421	1,824	1,052	1,310	227	188	195
1996 TOTAL	1,196	609	560	2,001	1,226	1,457	220	229	197
GRAND TOTAL	2,064	767	676	6,320	1,799	2,594	569	311	303
* Index Total	569	79	89	2,753	441	500	211	68	55
Traffic Crime	181	125	181	140	90	140	27	21	27
Fish and Game Laws	1	1	1						
Marine Violations	5	4	5						

Population 1997	Benton County - O.L.C.C.			Benton County - O.S.P.			Benton County Totals 76,700		
	Offenses	Arrests	Cleared	Offenses	Arrests	Cleared*	Offenses	Arrests	Cleared
CRIME AGAINST PERSON									
Willful Murder*							0	0	0
Neg. Homicide							0	1	0
Forcible Rape*							22	14	7
Other Sex Crimes				6	3		97	30	55
Kidnapping							4	2	2
Robbery*				1			22	9	25
Aggravated Assault*				4	2		52	19	28
Simple Assault				10	4		502	250	401
1997 TOTAL	0	0	0	21	9		699	325	518
1996 TOTAL	0	0	0	24	8	12	733	347	525
CRIME AGAINST PROPERTY									
Burglary*				20	3		562	117	102
Larceny*				158	29		2,846	385	416
Motor Vehicle Theft*				12			199	68	55
Arson*				7	6		32	16	11
Forgery/Counterfeit				6	3		256	66	142
Fraud				14	4		173	33	71
Embezzlement							1	0	0
Stolen Property				4	1		190	31	184
Vandalism				28	14		1,180	113	148
1997 TOTAL	0	0	0	249	60		5,439	829	1,129
1996 TOTAL	0	0	0	138	31	21	4,682	790	1,027
BEHAVIORAL CRIMES									
Weapon Laws				8	11		72	46	55
Prostitution				1	1		1	1	0
Drug Laws				33	32		193	145	130
Gambling							0	0	0
Crimes Against Family				7	5		92	13	36
D.U.I.I				141	140		502	474	361
Liquor Laws	13	6	13	178	166		530	600	337
Disorderly Conduct				8	5		108	60	65
All Other	7	2	7	71	41		1,739	756	756
Curfew				1	1		48	36	47
Runaway Juveniles							268	71	159
1997 TOTAL	20	8	20	448	402		3,553	2,202	1,946
1996 TOTAL	0	0	0	240	238	217	3,657	2,302	2,431
GRAND TOTAL	20	8	20	718	471		9,691	3,356	3,593
* Index Total	0	0	0	202	40		3,735	628	644
Traffic Crime				58	54		406	290	348
Fish and Game Laws				35	35		36	36	1
Marine Violations							5	4	5

*Not available for 1997

Population 1997	Clackamas County Sheriff 174,875			Canby PD 11,725			Estacada PD** 2,100			Gladstone PD 11,680		
	Offenses	Arrests	Cleared	Offenses	Arrests	Cleared	Offenses	Arrests	Cleared	Offenses	Arrests	Cleared
CRIME AGAINST PERSON												
Willful Murder*	4	9	3		1							
Neg. Homicide	4		5									
Forcible Rape*	44	5	35	4	3	3	2			3	2	1
Other Sex Crimes	228	61	197	16	4	6	16		12	11	1	5
Kidnapping	29	2	25				7		6	4		1
Robbery*	118	69	28	7	5	5	1		2	6	1	1
Aggravated Assault*	145	68	125	13	5	10	7	6	10	5	2	4
Simple Assault	1,131	828	1,084	84	62	41	57	45	56	86	40	70
1997 TOTAL	1,703	1,042	1,502	124	80	65	90	51	86	115	46	82
1996 TOTAL	1,925	1,096	1,590	118	51	54	60	42	55	161	78	97
CRIME AGAINST PROPERTY												
Burglary*	1,617	131	260	73	5	3	44	9	23	102	9	33
Larceny*	6,186	1,756	1,823	353	53	30	120	21	42	410	47	63
Motor Vehicle Theft*	1,049	178	143	24	6	3	15	8	3	76	8	17
Arson*	31	7	4	7	3	3	2	1	2	3	2	1
Forgery/Counterfeit	424	100	305	14	3		18	4	9	27	2	13
Fraud	248	30	120	18	1	2	5		4	12	2	9
Embezzlement												
Stolen Property	38	9	42	3	2		1	1	1	2	1	5
Vandalism	1,636	115	302	248	31	16	62	5	23	246	14	39
1997 TOTAL	11,229	2,326	2,999	740	104	57	267	49	107	878	85	180
1996 TOTAL	11,718	2,548	3,047	723	125	122	150	31	48	994	124	164
BEHAVIORAL CRIMES												
Weapon Laws	101	61	96	4	8	4	3	4	4	5	2	5
Prostitution	1			1	1	1						
Drug Laws	308	347	329	32	42	11	30	19	35	16	6	19
Gambling												
Crimes Against Family	36	12	29	3		1	3		3	3	1	1
D.U.I.	1,392	1,143	1,392	57	51	57	33	25	33	40	36	40
Liquor Laws	405	334	407	7	38	4	51	34	52	2	16	2
Disorderly Conduct	51	47	52	19	14	11	8	5	5	15	8	11
All Other	1,193	490	1,054	78	45	19	53	14	54	105	39	90
Curfew	91	47	91	17	13	17	13	4	11	10	8	10
Runaway Juveniles	709	131		61	8	4	26	3		40	24	
1997 TOTAL	4,287	2,612	3,450	279	220	129	220	108	197	236	140	178
1996 TOTAL	4,900	2,801	3,898	392	339	312	167	112	156	284	181	169
GRAND TOTAL	17,219	5,980	7,951	1,143	404	251	577	208	390	1,229	271	440
* Index Total	9,194	2,223	2,421	481	81	57	191	45	82	605	71	120
Traffic Crime	1,449	689	1,449	74	42	74	43	29	43	42	21	42
Fish and Game Laws	6	4	6									
Marine Violations	1	1	1				1	1	1			

**Began reporting May 1996

Population 1997	Sandy PD 5,030			West Linn PD 20,415			Wilsonville PD** 10,940		
	Offenses	Arrests	Cleared	Offenses	Arrests	Cleared	Offenses	Arrests	Cleared
CRIME AGAINST PERSON									
Willful Murder*									
Neg. Homicide									
Forcible Rape*	5		1	3	1	1	1		
Other Sex Crimes	5		1	14	2	6	13	4	7
Kidnapping	1		1	3		1	1		
Robbery*	2		1	5	3	4	11	3	3
Aggravated Assault*	13	14	11	20	9	15	9	1	7
Simple Assault	61	33	42	80	49	69	67	35	64
1997 TOTAL	87	47	57	125	64	96	102	43	81
1996 TOTAL	68	39	43	95	65	79	47	14	42
CRIME AGAINST PROPERTY									
Burglary*	46	12	12	104	13	12	135	7	20
Larceny*	265	72	65	519	66	131	555	70	156
Motor Vehicle Theft*	29	1	8	21	27	4	62	7	13
Arson*	3	6	4	6	2	1	1		
Forgery/Counterfeit	9		5	65	4	34	57	5	30
Fraud	27	2	14	13	2	11	24	1	14
Embezzlement									
Stolen Property	1	1	1	2	1	1	2	1	2
Vandalism	116	21	23	205	34	53	147	12	29
1997 TOTAL	496	115	132	935	149	247	983	103	264
1996 TOTAL	505	125	162	596	145	140	688	47	252
BEHAVIORAL CRIMES									
Weapon Laws	3	3	3	22	13	21	8	4	9
Prostitution				1		1			
Drug Laws	28	24	25	87	57	77	39	24	42
Gambling									
Crimes Against Family	1		1	3	1	2	2	1	2
D.U.I.I	46	41	46	199	185	199	49	45	49
Liquor Laws	10	71	9	116	227	116	37	27	37
Disorderly Conduct	6	5	5	23	15	20	4	1	3
All Other	60	59	45	188	135	161	73	34	59
Curfew	2	2	2	30	10	26	17	11	17
Runaway Juveniles	33	9		74	18	29	31	11	
1997 TOTAL	189	214	136	743	661	652	260	158	218
1996 TOTAL	192	175	137	675	683	646	189	124	175
GRAND TOTAL	772	376	325	1,803	874	995	1,345	304	563
* Index Total	363	105	102	678	121	168	774	88	199
Traffic Crime	45	23	45	121	83	121	34	24	34
Fish and Game Laws									
Marine Violations							1		1

**Began reporting June 1996

Population 1997	Clackamas County - O.L.C.C.			Clackamas County - O.S.P.			Clackamas County Totals 317,700		
	Offenses	Arrests	Cleared	Offenses	Arrests	Cleared*	Offenses	Arrests	Cleared
CRIME AGAINST PERSON									
Willful Murder*							4	11	3
Neg. Homicide							4	0	5
Forcible Rape*				6	2		91	17	49
Other Sex Crimes				17	5		419	95	289
Kidnapping				1			62	4	40
Robbery*				1			205	99	68
Aggravated Assault*				9	9		311	165	245
Simple Assault				15	15		2,297	1,459	1,886
1997 TOTAL	0	0	0	49	31		3,393	1,850	2,585
1996 TOTAL	0	0	0	39	24	22	3,602	1,917	2,648
CRIME AGAINST PROPERTY									
Burglary*				6			2,786	260	471
Larceny*				39	10		11,442	2,458	2,839
Motor Vehicle Theft*				19			1,688	315	224
Arson*				8	6		110	39	33
Forgery/Counterfeit				9	5		1,018	171	534
Fraud				8	2		531	65	253
Embezzlement							22	0	11
Stolen Property				1	2		67	29	61
Vandalism				5	2		3,896	336	676
1997 TOTAL	0	0	0	95	27		21,560	3,673	5,102
1996 TOTAL	0	0	0	92	27	24	21,349	4,000	5,111
BEHAVIORAL CRIMES									
Weapon Laws				7	3		232	144	212
Prostitution							5	2	4
Drug Laws				37	37		844	707	759
Gambling				1			1	0	0
Crimes Against Family				7	8		90	26	64
D.U.I.				214	210		2,438	2,121	2,224
Liquor Laws	42	19	42	20	20		1,113	1,221	1,077
Disorderly Conduct				2	2		244	171	201
All Other	1		1	17	11		2,616	1,226	2,135
Curfew				5	4		536	265	526
Runaway Juveniles				2	2		1,283	349	125
1997 TOTAL	43	19	43	312	297		9,402	6,232	7,327
1996 TOTAL	58	35	57	363	333	354	10,102	6,413	8,088
GRAND TOTAL	43	19	43	456	355		34,355	11,755	15,014
* Index Total	0	0	0	88	27		16,637	3,364	3,932
Traffic Crime				234	199		2,487	1,307	2,167
Fish and Game Laws				363	363		369	367	6
Marine Violations							3	2	3

*Not available for 1997

Population 1997	Clatsop County Sheriff 11,705			Astoria PD 10,110			Cannon Beach PD 10,110		
	Offenses	Arrests	Cleared	Offenses	Arrests	Cleared	Offenses	Arrests	Cleared
CRIME AGAINST PERSON									
Willful Murder*									
Neg. Homicide	1	1	1						
Forcible Rape*				6	6	5			
Other Sex Crimes	16	4	9	8	5	1			
Kidnapping	1				1				
Robbery*				4	4	2	1		1
Aggravated Assault*	8	5	5	2	1	1			
Simple Assault	52	34	40	118	68	59	4	1	4
1997 TOTAL	78	44	55	138	85	68	5	1	5
1996 TOTAL	66	50	44	165	108	93	14	13	15
CRIME AGAINST PROPERTY									
Burglary*	98	13	19	105	16	12	20	3	6
Larceny*	142	20	27	395	65	60	40	9	10
Motor Vehicle Theft*	22	2	5	38	8	5		5	
Arson*	1								
Forgery/Counterfeit	14	2	7	30	11	9	14	3	13
Fraud	10		3	41	2	9	9	2	6
Embezzlement	2								
Stolen Property				1	1				
Vandalism	122	18	20	220	28	22	31	2	8
1997 TOTAL	411	55	81	830	131	117	114	24	43
1996 TOTAL	405	88	80	889	179	154	89	32	27
BEHAVIORAL CRIMES									
Weapon Laws	5	6	4	2	3	2	1	1	1
Prostitution									
Drug Laws	31	27	27	41	33	27	7	7	6
Gambling					1				
Crimes Against Family	7			14		2		1	
D.U.I.	81	77	81	111	109	111	9	9	9
Liquor Laws	96	170	95	135	163	114	32	65	32
Disorderly Conduct	4	8	3	678	36	42	3	3	3
All Other	131	75	79	508	127	89	16	4	7
Curfew				3	3	3			
Runaway Juveniles	30	8	27	36	4	15			
1997 TOTAL	385	371	316	1,528	479	405	68	90	58
1996 TOTAL	362	334	275	1,355	494	404	103	148	97
GRAND TOTAL	874	470	452	2,496	695	590	187	115	106
* Index Total	271	40	56	550	100	85	61	17	17
Traffic Crime	86	52	85	41	18	41	8	5	8
Fish and Game Laws	4	4	4						
Marine Violations	37	35	37						

Population 1997	Clatsop County - O.L.C.C.			Clatsop County - O.S.P.			Clatsop County Totals		
	Offenses	Arrests	Cleared	Offenses	Arrests	Cleared*	Offenses	Arrests	Cleared
CRIME AGAINST PERSON									
Willful Murder*							2	0	0
Neg. Homicide						1	1	2	1
Forcible Rape*							8	6	6
Other Sex Crimes				3			46	15	16
Kidnapping							3	2	1
Robbery*							12	6	5
Aggravated Assault*				6	3		31	24	18
Simple Assault				11	3		337	225	224
1997 TOTAL	0	0	0	20	7		440	280	271
1996 TOTAL	0	0	0	25	11	13	475	338	338
CRIME AGAINST PROPERTY									
Burglary*				1			423	63	81
Larceny*				24	1		1,168	230	237
Motor Vehicle Theft*				2	1		97	39	26
Arson*				3	3		11	3	0
Forgery/Counterfeit							128	40	47
Fraud				1			104	24	38
Embezzlement							2	0	0
Stolen Property							3	5	2
Vandalism				11	3		633	84	88
1997 TOTAL	0	0	0	42	8		2,569	488	519
1996 TOTAL	0	0	0	39	14	7	2,720	604	654
BEHAVIORAL CRIMES									
Weapon Laws				2	2		23	23	19
Prostitution							0	0	0
Drug Laws				26	25		199	185	147
Gambling							0	1	0
Crimes Against Family				3	3		34	11	8
D.U.I.				133	132		441	428	308
Liquor Laws	3	4	3	57	54		515	750	431
Disorderly Conduct				4	4		825	162	159
All Other				35	29		967	462	395
Curfew							28	23	28
Runaway Juveniles				4			140	44	107
1997 TOTAL	3	4	3	264	249		3,172	2,089	1,602
1996 TOTAL	32	9	32	207	213	199	2,894	2,101	1,889
GRAND TOTAL	3	4	3	326	264		6,181	2,857	2,392
* Index Total	0	0	0	36	8		1,752	371	373
Traffic Crime				81	72		362	269	280
Fish and Game Laws				324	324		328	328	4
Marine Violations				12	11		49	46	37

*Not available for 1997

Population 1997	Columbia County Sheriff 20,740			Clatskanie PD 1,880			Columbia City PD 1,550		
	Offenses	Arrests	Cleared	Offenses	Arrests	Cleared	Offenses	Arrests	Cleared
CRIME AGAINST PERSON									
Willful Murder*									
Neg. Homicide									
Forcible Rape*	1								
Other Sex Crimes	32			1			2		
Kidnapping	3								
Robbery*	3								
Aggravated Assault*	6	7	6						
Simple Assault	127	88	84	17	18	16	1		
1997 TOTAL	172	95	90	18	18	16	3	0	0
1996 TOTAL	170	86	78	21	20	18	5	4	2
CRIME AGAINST PROPERTY									
Burglary*	140	7	4	10	8	4	3		
Larceny*	248	5	11	18	4	4	16	1	1
Motor Vehicle Theft*	15		2	1				1	
Arson*	5								
Forgery/Counterfeit	16			3			1		
Fraud	23	1	1	2	1	2			
Embezzlement									
Stolen Property									
Vandalism	143	4	2	14	3	2	4		
1997 TOTAL	590	17	20	48	16	12	24	2	1
1996 TOTAL	575	27	30	72	39	33	45	7	12
BEHAVIORAL CRIMES									
Weapon Laws	2	3	2	2	1	2			
Prostitution									
Drug Laws	8	2	2	19	20	19			
Gambling									
Crimes Against Family	4		1	1	1	1			
D.U.I.	38	34	38	59	60	59	3	3	3
Liquor Laws	22	73	22	11	9	11			
Disorderly Conduct	195	25	65	23	17	23			
All Other	192	81	60	6	6	6	17	11	1
Curfew	5	4	5	2	2	2	2	2	2
Runaway Juveniles	55	23	27	2	2	2	8	6	2
1997 TOTAL	521	245	222	125	118	125	30	22	8
1996 TOTAL	509	269	188	166	199	164	36	48	27
GRAND TOTAL	1,283	357	332	191	152	153	57	24	9
* Index Total	418	19	23	29	12	8	19	2	1
Traffic Crime	12	4	11	12	7	12	5	4	5
Fish and Game Laws	7	6	7						
Marine Violations	95	81	95						

	Vernonia PD 2,345			Columbia County - O.L.C.C.			Columbia County - O.S.P.			Columbia County Totals 41,500		
	Offenses	Arrests	Cleared	Offenses	Arrests	Cleared	Offenses	Arrests	Cleared*	Offenses	Arrests	Cleared
Population 1997												
CRIME AGAINST PERSON												
Willful Murder*										0	0	0
Neg. Homicide										0	1	0
Forcible Rape*							2	1		6	2	1
Other Sex Crimes	2	2	2				11	3		66	9	7
Kidnapping										5	2	1
Robbery*										10	3	3
Aggravated Assault*							3	1		19	17	11
Simple Assault	38	47	37				10	9		266	231	197
1997 TOTAL	40	49	39	0	0	0	26	14		372	265	220
1996 TOTAL	41	42	40	0	0	0	18	13	12	420	288	294
CRIME AGAINST PROPERTY												
Burglary*	18	2	2				1	1		259	43	35
Larceny*	74	22	18				3	3		809	187	207
Motor Vehicle Theft*	2							1		47	9	12
Arson*	1		1				3	2		13	6	4
Forgery/Counterfeit	4	1	2							80	28	46
Fraud							1			67	26	70
Embezzlement										0	0	0
Stolen Property										2	4	3
Vandalism	42	20	12				5	3		336	65	46
1997 TOTAL	141	45	35	0	0	0	13	10		1,613	368	423
1996 TOTAL	124	60	47	0	0	0	20	3	1	1,805	395	567
BEHAVIORAL CRIMES												
Weapon Laws	1						3	2		22	18	17
Prostitution										0	0	0
Drug Laws	9	12	9				24	13		166	153	129
Gambling										0	0	0
Crimes Against Family	5						2	1		22	9	10
D.U.I.I	11	10	11				97	94		417	403	320
Liquor Laws	17	24	17	4		4	10	10		163	258	146
Disorderly Conduct	11	13	10							280	89	140
All Other	70	61	60				13	7		895	422	601
Curfew	6	5	6							111	78	111
Runaway Juveniles	11	11	9							154	77	87
1997 TOTAL	141	136	122	4	0	4	149	127		2,230	1,507	1,561
1996 TOTAL	190	191	178	1	0	1	120	116	115	2,108	1,847	1,748
GRAND TOTAL	322	230	196	4	0	4	188	151		4,215	2,140	2,204
* Index Total	95	24	21	0	0	0	12	9		1,163	267	273
Traffic Crime	6	5	6				97	86		281	201	183
Fish and Game Laws							135	135		142	141	7
Marine Violations							2	2		97	83	95

*Not available for 1997

Population 1997	Coos County Sheriff 26,130		
	Offenses	Arrests	Cleared
CRIME AGAINST PERSON			
Willful Murder*	2	1	1
Neg. Homicide			
Forcible Rape*	13	4	2
Other Sex Crimes	52	8	10
Kidnapping	2	1	
Robbery*	7	3	3
Aggravated Assault*	16	11	8
Simple Assault	227	105	106
1997 TOTAL	319	133	130
1996 TOTAL	320	156	130
CRIME AGAINST PROPERTY			
Burglary*	267	36	26
Larceny*	530	51	40
Motor Vehicle Theft*	90	29	20
Arson*	1		
Forgery/Counterfeit	34	7	5
Fraud	39	2	4
Embezzlement			
Stolen Property			
Vandalism	327	28	21
1997 TOTAL	1,288	153	116
1996 TOTAL	1,168	122	74
BEHAVIORAL CRIMES			
Weapon Laws	2	11	2
Prostitution			
Drug Laws	39	92	11
Gambling			
Crimes Against Family	60	4	2
D.U.I.	82	80	82
Liquor Laws	26	57	6
Disorderly Conduct	13	13	12
All Other	1,254	121	101
Curfew			
Runaway Juveniles	199	5	
1997 TOTAL	1,675	383	216
1996 TOTAL	1,778	374	194
GRAND TOTAL	3,282	669	462
* Index Total	926	135	100
Traffic Crime	77	42	76
Fish and Game Laws			
Marine Violations	52	42	52

Bandon PD 2,790		
Offenses	Arrests	Cleared
2	1	1
6	4	4
2		
		1
19	16	14
29	21	20
24	20	18
34	15	9
77	23	26
16	8	10
4	1	2
34		5
77	10	12
242	57	64
202	38	47
1	1	1
21	25	18
44	41	44
22	39	24
13	12	14
91	62	66
	15	1
192	195	168
150	174	125
463	273	252
131	47	47
22	8	22

Coos Bay PD 15,635		
Offenses	Arrests	Cleared
1	2	1
7		
47	13	11
9	9	4
11	12	9
237	182	141
312	218	166
282	230	75
210	56	42
995	341	270
71	20	21
7	1	2
60	25	26
37	7	9
360	49	43
1,740	499	413
1,742	515	222
12	18	7
71	112	63
10	8	2
132	109	132
39	96	38
47	37	34
372	246	190
11	5	11
105	90	78
799	721	555
558	719	262
2,851	1,438	1,134
1,311	441	349
129	72	129

Population 1997	Coos County - O.L.C.C.			Coos County - O.S.P.			Coos County Totals 61,400		
	Offenses	Arrests	Cleared	Offenses	Arrests	Cleared*	Offenses	Arrests	Cleared
CRIME AGAINST PERSON									
Willful Murder*							3	3	2
Neg. Homicide							0	0	0
Forcible Rape*							24	6	4
Other Sex Crimes				5			137	33	37
Kidnapping							5	2	2
Robbery*				1			27	14	10
Aggravated Assault*				7	8		49	41	28
Simple Assault				19	13		692	450	398
1997 TOTAL	0	0	0	32	21		937	549	481
1996 TOTAL	0	0	0	31	22	22	930	625	424
CRIME AGAINST PROPERTY									
Burglary*				4			636	127	100
Larceny*				20	5		2,276	556	519
Motor Vehicle Theft*				2	3		221	71	64
Arson*					1		15	2	3
Forgery/Counterfeit				3			200	39	59
Fraud				4			185	12	37
Embezzlement							0	0	0
Stolen Property				3	1		5	1	1
Vandalism				6	3		1,257	140	143
1997 TOTAL	0	0	0	42	13		4,795	948	926
1996 TOTAL	0	0	0	39	10	22	4,495	956	673
BEHAVIORAL CRIMES									
Weapon Laws				14	9		41	50	22
Prostitution							0	0	0
Drug Laws				100	76		302	383	143
Gambling							0	0	0
Crimes Against Family				8	7		99	19	4
D.U.I.				218	217		652	610	432
Liquor Laws	11	2	11	8	8		192	361	146
Disorderly Conduct				5	4		778	118	546
All Other	1	1	1	54	34		3,018	705	1,170
Curfew							110	69	110
Runaway Juveniles				1			392	127	127
1997 TOTAL	12	3	12	408	355		5,584	2,442	2,700
1996 TOTAL	4	2	4	276	253	268	5,152	2,531	2,416
GRAND TOTAL	12	3	12	482	389		11,316	3,939	4,107
* Index Total	0	0	0	34	17		3,251	820	730
Traffic Crime				92	86		462	316	369
Fish and Game Laws				179	179		179	179	0
Marine Violations							52	42	52

*Not available for 1997

Population 1997	Crook County Sheriff 9,690			Prineville PD 6,560			Crook County - O.L.C.C.		
	Offenses	Arrests	Cleared	Offenses	Arrests	Cleared	Offenses	Arrests	Cleared
CRIME AGAINST PERSON									
Willful Murder*	1		1						
Neg. Homicide									
Forcible Rape*				1	1	1			
Other Sex Crimes	15	8	9	16	8	5			
Kidnapping	1			3	1	2			
Robbery*				3	2	3			
Aggravated Assault*				13	7	7			
Simple Assault	66	49	48	122	104	106			
1997 TOTAL	83	57	58	158	123	124	0	0	0
1996 TOTAL	104	66	75	131	84	88	0	0	0
CRIME AGAINST PROPERTY									
Burglary*	102	8	6	81	8	7			
Larceny*	177	14	19	528	156	156			
Motor Vehicle Theft*	15	7	5	16	6	7			
Arson*				7	1	1			
Forgery/Counterfeit	5			15	4	3			
Fraud	12	1	3	23	2	2			
Embezzlement									
Stolen Property									
Vandalism	135	16	19	183	36	38			
1997 TOTAL	446	46	52	853	213	214	0	0	0
1996 TOTAL	475	33	55	652	162	149	0	0	0
BEHAVIORAL CRIMES									
Weapon Laws	13	6	9	11	8	10			
Prostitution									
Drug Laws	27	19	17	114	60	53			
Gambling									
Crimes Against Family	2		2	13	4	6			
D.U.I.	32	30	32	135	120	135			
Liquor Laws	43	80	40	77	117	77	7	3	7
Disorderly Conduct	84	18	37	52	38	37			
All Other	139	50	71	412	251	285			
Curfew	6	5	6	43	34	43			
Runaway Juveniles	14	7	11	78	13	75			
1997 TOTAL	360	215	225	935	645	721	7	3	7
1996 TOTAL	448	220	309	848	565	620	2	2	2
GRAND TOTAL	889	318	335	1,946	981	1,059	7	3	7
* Index Total	295	29	31	649	181	182	0	0	0
Traffic Crime	28	17	27	84	53	85			
Fish and Game Laws	4	3	4						
Marine Violations	2	2	2						

Population 1997	Crook County - O.S.P.			Crook County Totals 16,250		
	Offenses	Arrests	Cleared*	Offenses	Arrests	Cleared
CRIME AGAINST PERSON						
Willful Murder*				1	0	1
Neg. Homicide				0	0	0
Forcible Rape*				1	1	1
Other Sex Crimes	3			34	16	14
Kidnapping	1			5	1	2
Robbery*				3	2	3
Aggravated Assault*	1	1		14	8	7
Simple Assault	10	4		198	157	154
1997 TOTAL	15	5		256	185	182
1996 TOTAL	4	3	3	239	153	166
CRIME AGAINST PROPERTY						
Burglary*	1			184	16	13
Larceny*	8	1		713	171	175
Motor Vehicle Theft*	3	3		34	16	12
Arson*				7	1	1
Forgery/Counterfeit	1	1		21	5	3
Fraud				35	3	5
Embezzlement				0	0	0
Stolen Property				0	0	0
Vandalism	3	2		321	54	57
1997 TOTAL	16	7		1,315	266	266
1996 TOTAL	8	2	2	1,135	197	206
BEHAVIORAL CRIMES						
Weapon Laws	2	2		26	16	19
Prostitution				0	0	0
Drug Laws	19	19		160	98	70
Gambling				0	0	0
Crimes Against Family				15	4	8
D.U.I.	43	43		210	193	167
Liquor Laws	2	2		129	202	124
Disorderly Conduct	2	2		138	58	74
All Other	8	4		559	305	356
Curfew				49	39	49
Runaway Juveniles	2	1		94	21	86
1997 TOTAL	78	73		1,380	936	953
1996 TOTAL	33	26	29	1,331	813	960
GRAND TOTAL	109	85		2,951	1,387	1,401
* Index Total	13	5		957	215	213
Traffic Crime	13	13		125	83	112
Fish and Game Laws	47	47		51	50	4
Marine Violations				2	2	2

*Not available for 1997

Population 1997	Curry County - O.L.C.C.			Curry County - O.S.P.			Curry County Totals 22,200		
	Offenses	Arrests	Cleared	Offenses	Arrests	Cleared*	Offenses	Arrests	Cleared
CRIME AGAINST PERSON									
Willful Murder*							0	0	0
Neg. Homicide							0	0	0
Forcible Rape*				2	1		6	4	2
Other Sex Crimes				4	1		21	4	4
Kidnapping							0	0	0
Robbery*							2	1	1
Aggravated Assault*				1	2		17	14	13
Simple Assault				4	1		176	117	98
1997 TOTAL	0	0	0	11	5		222	140	118
1996 TOTAL	0	0	0	15	10	14	284	178	158
CRIME AGAINST PROPERTY									
Burglary*				2			131	28	14
Larceny*				4	1		357	66	72
Motor Vehicle Theft*					2		25	15	8
Arson*				1	2		2	2	1
Forgery/Counterfeit				2	2		32	8	4
Fraud				2			71	5	6
Embezzlement							0	0	0
Stolen Property							0	0	0
Vandalism				2	1		207	22	27
1997 TOTAL	0	0	0	13	8		825	146	132
1996 TOTAL	0	0	0	11	9	7	908	206	161
BEHAVIORAL CRIMES									
Weapon Laws				9	6		19	18	4
Prostitution							0	0	0
Drug Laws				24	18		70	102	37
Gambling							0	0	0
Crimes Against Family				1	1		12	5	2
D.U.I.				93	89		230	219	137
Liquor Laws				12	11		42	109	27
Disorderly Conduct				4	3		45	21	14
All Other				17	10		262	127	106
Curfew							9	4	9
Runaway Juveniles							41	18	29
1997 TOTAL	0	0	0	160	138		730	623	365
1996 TOTAL	0	0	0	190	193	186	721	644	514
GRAND TOTAL	0	0	0	184	151		1,777	909	615
* Index Total	0	0	0	10	8		540	130	111
Traffic Crime				101	92		170	134	69
Fish and Game Laws				107	107		107	107	0
Marine Violations				3	3		3	3	0

*Not available for 1997

Population 1997	Deschutes County Sheriff 54,665			Bend PD 33,740			Black Butte PD**			Redmond PD 11,990		
	Offenses	Arrests	Cleared	Offenses	Arrests	Cleared	Offenses	Arrests	Cleared	Offenses	Arrests	Cleared
CRIME AGAINST PERSON												
Willful Murder*	1			1								
Neg. Homicide	1	1										
Forcible Rape*	13	8	4	15	6	7				3	1	2
Other Sex Crimes	25	8	6	68	28	31	1	1		25	3	14
Kidnapping	5	5	2	10	4	10				2	1	1
Robbery*	5	2	2	46	33	29				9	6	8
Aggravated Assault*	14	12	9	95	69	74				7	5	6
Simple Assault	348	240	236	332	243	261	1			136	101	118
1997 TOTAL	412	276	259	567	383	412	2	1	0	182	117	149
1996 TOTAL	374	217	254	559	452	422				181	137	134
CRIME AGAINST PROPERTY												
Burglary*	377	48	34	523	108	89	1			140	17	21
Larceny*	994	158	130	3,022	771	751	8			731	136	140
Motor Vehicle Theft*	55	16	15	218	50	59				54	19	19
Arson*	10	9	7	10	8	9	1			9	7	4
Forgery/Counterfeit	20	6	4	316	59	118		1		96	20	42
Fraud	40	20	12	349	70	122				91	4	44
Embezzlement		2		1	1	1				1		1
Stolen Property	4	9	4	12	33	11						
Vandalism	432	53	59	1,186	146	194	8	2		312	32	30
1997 TOTAL	1,932	321	265	5,637	1,246	1,354	18	3	0	1,434	235	301
1996 TOTAL	1,837	244	229	4,852	1,118	1,355				1,424	310	292
BEHAVIORAL CRIMES												
Weapon Laws	56	32	46	87	26	57				37	9	37
Prostitution	1	1	1	2		1						
Drug Laws	128	111	114	358	255	298				15	25	14
Gambling												
Crimes Against Family	20	4	6	31	11	18				12	3	9
D.U.I.	206	192	206	323	314	323				104	103	104
Liquor Laws	99	154	97	235	267	227	4	5	3	22	42	22
Disorderly Conduct	201	61	75	329	192	231	1			156	60	117
All Other	636	306	297	743	494	568	1			310	272	295
Curfew	14	7	14	116	66	116				6	7	6
Runaway Juveniles	37	35	37									
1997 TOTAL	1,398	903	893	2,224	1,625	1,839	6	5	3	662	521	604
1996 TOTAL	1,278	976	925	1,919	1,504	1,553				758	564	646
GRAND TOTAL	3,742	1,500	1,417	8,428	3,254	3,605	26	9	3	2,278	873	1,054
* Index Total	1,469	253	201	3,930	1,045	1,018	10	0	0	953	191	200
Traffic Crime	165	126	163	275	149	275	2		2	78	45	78
Fish and Game Laws	3	1	3									
Marine Violations	1	1	1									

**Began reporting Jan. 1997

Population 1997	Sisters PD 805			Deschutes County - O.L.C.C.			Deschutes County - O.S.P.			Deschutes County Totals 101,200		
	Offenses	Arrests	Cleared	Offenses	Arrests	Cleared	Offenses	Arrests	Cleared*	Offenses	Arrests	Cleared
CRIME AGAINST PERSON												
Willful Murder*										2	0	0
Neg. Homicide										1	1	0
Forcible Rape*							3			34	15	13
Other Sex Crimes	1						18	7		137	46	51
Kidnapping							3			20	10	13
Robbery*	2	2	2				1			63	43	41
Aggravated Assault*	2	1	2				9	5		127	92	91
Simple Assault	11	10	10				15	10		842	604	625
1997 TOTAL	16	13	14	0	0	0	49	22	0	1,226	811	834
1996 TOTAL	19	15	16	0	0	0	51	21	17	1,184	842	843
CRIME AGAINST PROPERTY												
Burglary*	7	1	1				15	5		1,062	179	145
Larceny*	79	38	36				42	11		4,868	1,114	1,057
Motor Vehicle Theft*	5	2	1				12	3		344	90	94
Arson*							11	7		40	31	20
Forgery/Counterfeit	18	5	3				2			452	90	167
Fraud	26		1				3	1		509	95	179
Embezzlement	1									3	3	2
Stolen Property	1	1	1							17	43	16
Vandalism	21	3	6				7	4		1,958	238	289
1997 TOTAL	158	50	49	0	0	0	92	31	0	9,253	1,883	1,969
1996 TOTAL	154	36	37	0	0	2	106	38	44	8,373	1,746	1,959
BEHAVIORAL CRIMES												
Weapon Laws		1					5	5		185	73	140
Prostitution										3	1	2
Drug Laws	6	3	6				24	23		531	417	432
Gambling										0	0	0
Crimes Against Family	1						1	1		65	19	33
D.U.I.	22	21	22				196	194		851	824	655
Liquor Laws	20	20	20	45	16	45	12	11		433	510	411
Disorderly Conduct	9	6	7				5	4		700	323	430
All Other	50	34	44	10	3	10	26	9		1,775	1,118	1,214
Curfew	1	1	1							137	81	137
Runaway Juveniles										37	35	37
1997 TOTAL	109	86	100	55	19	55	269	247	0	4,717	3,401	3,491
1996 TOTAL	124	86	106	28	14	26	227	222	217	4,334	3,366	3,473
GRAND TOTAL	283	149	163	55	19	55	410	300	0	15,196	6,095	6,294
* Index Total	95	44	42	0	0	0	93	31	0	6,540	1,564	1,461
Traffic Crime	36	27	36				274	255		828	602	552
Fish and Game Laws							159	159		162	160	3
Marine Violations							5	5		6	6	1

*Not available for 1997

Population 1997	Douglas County Sheriff 59,485			Myrtle Creek PD 3,475			Oakland PD** 870			Reedsport PD 4,835		
	Offenses	Arrests	Cleared*	Offenses	Arrests	Cleared	Offenses	Arrests	Cleared	Offenses	Arrests	Cleared
CRIME AGAINST PERSON												
Willful Murder*	2											
Neg. Homicide												
Forcible Rape*	6										1	
Other Sex Crimes	97	56		9	5	6				2	2	2
Kidnapping	9			1	1	1						
Robbery*	11			1	4	2						
Aggravated Assault*	25	25								13	8	8
Simple Assault	390	376		52	47	49				32	33	28
1997 TOTAL	540	457		63	57	58	0	0	0	47	44	38
1996 TOTAL	654	620		81	64	59	12	6	7	47	41	36
CRIME AGAINST PROPERTY												
Burglary*	476	186		50	14	28				24	11	3
Larceny*	1,001	463		144	82	73	4	1	1	92	32	23
Motor Vehicle Theft*	147	77		26	13	15				7	2	3
Arson*	6	6										
Forgery/Counterfeit	70	72		22	7	12				8	2	2
Fraud	142	85		259	44	235				16	2	5
Embezzlement	2	1										
Stolen Property	23	42		2	4	2						
Vandalism	501	325		73	14	23	5			85	15	15
1997 TOTAL	2,368	1,257		576	178	388	9	1	1	232	64	51
1996 TOTAL	2,246	993		525	153	262	49	32	16	330	82	66
BEHAVIORAL CRIMES												
Weapon Laws	106	148		5	5	5				1	1	1
Prostitution	1	2										
Drug Laws	604	832		14	13	14				12	16	12
Gambling												
Crimes Against Family	58	136		3	2	3				1	2	1
D.U.I.	353	353		34	27	34	1	1	1	25	23	25
Liquor Laws	605	605		26	34	26				24	38	23
Disorderly Conduct				21	27	19	1	1		50	52	33
All Other	713	703		59	38	45	1	1		72	80	58
Curfew				30	22	30				19	15	19
Runaway Juveniles	294	48		9	3	9	1	1	1	7	3	5
1997 TOTAL	2,734	2,827		201	171	185	4	4	2	211	230	177
1996 TOTAL	2,554	2,897		252	240	206	55	41	21	223	202	161
GRAND TOTAL	5,642	4,541		840	406	631	13	5	3	490	338	266
* Index Total	1,674	757		221	113	118	4	1	1	136	54	37
Traffic Crime	323	323		32	22	32	2	2	2	75	66	75
Fish and Game Laws	23	23										
Marine Violations	5	5										

*Clearances not available

**One month reported for 1997

Population 1997	Roseburg PD 19,810			Sutherlin PD 6,360			Winston PD** 4,265		
	Offenses	Arrests	Cleared	Offenses	Arrests	Cleared	Offenses	Arrests	Cleared
CRIME AGAINST PERSON									
Willful Murder*									
Neg. Homicide									
Forcible Rape*	6	1	3						
Other Sex Crimes	26	7	10	13	3	7	8		6
Kidnapping	6		1						
Robbery*	12	10	6				1	3	
Aggravated Assault*	28	22	18	4	2	3	1	2	1
Simple Assault	257	176	222	91	74	75	21	67	19
1997 TOTAL	335	216	260	108	79	85	31	72	26
1996 TOTAL	512	242	349	84	51	72	19	44	10
CRIME AGAINST PROPERTY									
Burglary*	202	51	41	44	14	12	24	7	5
Larceny*	1,170	356	360	218	73	94	121	88	38
Motor Vehicle Theft*	114	26	28	17	8	10	16	8	12
Arson*	10	6	2	2	5	2	1	1	
Forgery/Counterfeit	60	25	17	27	6	13	16	5	10
Fraud	160	10	81	28	2	14	22	3	10
Embezzlement	5		6						
Stolen Property	4	14	3						
Vandalism	364	74	84	100	18	38	85	36	20
1997 TOTAL	2,089	562	622	436	126	183	285	148	95
1996 TOTAL	2,748	820	862	356	115	169	124	63	45
BEHAVIORAL CRIMES									
Weapon Laws	21	16	19	7	3	4	1	4	1
Prostitution									
Drug Laws	122	153	117	25	29	24	2	24	1
Gambling									
Crimes Against Family	7	4	2	4	4	4	5	5	5
D.U.I.I	132	125	132	74	69	74	92	92	92
Liquor Laws	205	293	204	33	53	33	2	101	2
Disorderly Conduct	171	217	122	39	41	49	3	34	3
All Other	400	441	341	114	87	104	38	68	31
Curfew	135	87	135	40	36	40	46	37	46
Runaway Juveniles	50	1	42	12			21	1	15
1997 TOTAL	1,243	1,337	1,114	348	322	332	210	366	196
1996 TOTAL	1,820	1,444	1,453	641	295	521	66	153	70
GRAND TOTAL	3,667	2,115	1,996	892	527	600	526	586	317
* Index Total	1,542	472	458	285	102	121	164	109	56
Traffic Crime	197	112	197	70	41	70	65	36	65
Fish and Game Laws									
Marine Violations									

**Four months reported for 1996

Population 1997	Douglas County - O.L.C.C.			Douglas County - O.S.P.			Douglas County Totals 99,100		
	Offenses	Arrests	Cleared	Offenses	Arrests	Cleared*	Offenses	Arrests	Cleared
CRIME AGAINST PERSON									
Willful Murder*							2	0	0
Neg. Homicide							0	0	0
Forcible Rape*				1			13	2	3
Other Sex Crimes				34			189	73	31
Kidnapping				1			17	1	2
Robbery*							25	17	8
Aggravated Assault*				12	6		83	65	30
Simple Assault				19	14		862	787	393
1997 TOTAL	0	0	0	67	20		1,191	945	467
1996 TOTAL	0	0	0	57	14	21	1,466	1,082	555
CRIME AGAINST PROPERTY									
Burglary*				3			823	283	89
Larceny*				14	5		2,764	1,100	589
Motor Vehicle Theft*				19	2		346	136	68
Arson*				3	2		22	20	4
Forgery/Counterfeit				5	1		208	118	54
Fraud				9	2		636	148	345
Embezzlement							7	1	6
Stolen Property				1			30	60	5
Vandalism				4	2		1,217	484	180
1997 TOTAL	0	0	0	58	14		6,053	2,350	1,340
1996 TOTAL	0	0	0	60	19	26	6,438	2,277	1,446
BEHAVIORAL CRIMES									
Weapon Laws				7	4		148	181	30
Prostitution							1	2	0
Drug Laws				97	65		876	1,132	168
Gambling							0	0	0
Crimes Against Family				10	5		88	158	15
D.U.I.				159	155		870	845	358
Liquor Laws	21	4	21	17	15		933	1,143	309
Disorderly Conduct				2			287	372	226
All Other	2		2	32	21		1,431	1,439	581
Curfew				4	3		274	200	270
Runaway Juveniles				3	3		397	60	72
1997 TOTAL	23	4	23	331	271		5,305	5,532	2,029
1996 TOTAL	19	9	16	336	297	313	5,966	5,578	2,761
GRAND TOTAL	23	4	23	456	305		12,549	8,827	3,836
* Index Total	0	0	0	52	15		4,078	1,623	791
Traffic Crime				146	126		910	728	441
Fish and Game Laws				291	291		314	314	0
Marine Violations				3	3		8	8	0

*Not available for 1997

Population 1997	Gilliam County Sheriff 1,150			Condon PD** 800			Gilliam County - O.L.C.C.		
	Offenses	Arrests	Cleared	Offenses	Arrests	Cleared	Offenses	Arrests	Cleared
CRIME AGAINST PERSON									
Willful Murder*									
Neg. Homicide									
Forcible Rape*									
Other Sex Crimes				3	1	2			
Kidnapping									
Robbery*				1					
Aggravated Assault*									
Simple Assault	2	5	1	7	6	6			
1997 TOTAL	2	5	1	11	7	8	0	0	0
1996 TOTAL	4	2	1	7	6	7	0	0	0
CRIME AGAINST PROPERTY									
Burglary*	5			3	1				
Larceny*	8	1		6		2			
Motor Vehicle Theft*	1			1		1			
Arson*									
Forgery/Counterfeit					1				
Fraud	1			2		2			
Embezzlement									
Stolen Property									
Vandalism	11		1	4	1	2			
1997 TOTAL	26	1	1	16	3	7	0	0	0
1996 TOTAL	26	4	1	25	9	11	0	0	0
BEHAVIORAL CRIMES									
Weapon Laws	1	1	1	1		1			
Prostitution									
Drug Laws	1	1	1	2	1	2			
Gambling									
Crimes Against Family	1	1	1	1	1	1			
D.U.I.	10	9	10	6	6	6			
Liquor Laws	1	3		13	12	10			
Disorderly Conduct	1		1	1	1				
All Other	15	10	11	16	5	11			
Curfew	1		1						
Runaway Juveniles	1		1						
1997 TOTAL	32	25	27	40	26	31	0	0	0
1996 TOTAL	36	28	24	27	17	24	2	0	2
GRAND TOTAL	60	31	29	67	36	46	0	0	0
* Index Total	14	1	0	11	1	3	0	0	0
Traffic Crime	18	11	18	4	4	4			
Fish and Game Laws	1	1	1						
Marine Violations									

**Five months reported for 1996

Population 1997	Gilliam County - O.S.P.			Gilliam County Totals 1,950		
	Offenses	Arrests	Cleared*	Offenses	Arrests	Cleared
CRIME AGAINST PERSON						
Willful Murder*				0	0	0
Neg. Homicide				0	0	0
Forcible Rape*	1			1	0	0
Other Sex Crimes	1			4	1	2
Kidnapping				0	0	0
Robbery*				1	0	0
Aggravated Assault*				0	0	0
Simple Assault	1	1		10	12	7
1997 TOTAL	3	1		16	13	9
1996 TOTAL	7	5	4	18	13	12
CRIME AGAINST PROPERTY						
Burglary*	1	1		9	2	0
Larceny*	6			20	1	2
Motor Vehicle Theft*	1			3	0	1
Arson*				0	0	0
Forgery/Counterfeit	1	1		1	2	0
Fraud	3	2		6	2	2
Embezzlement				0	0	0
Stolen Property				0	0	0
Vandalism				15	1	3
1997 TOTAL	12	4		54	8	8
1996 TOTAL	10	5	5	61	18	17
BEHAVIORAL CRIMES						
Weapon Laws	1	1		3	2	2
Prostitution				0	0	0
Drug Laws	2	2		5	4	3
Gambling				0	0	0
Crimes Against Family	2	2		4	4	2
D.U.I.	5	5		21	20	16
Liquor Laws				14	15	10
Disorderly Conduct	2			4	1	1
All Other	2			33	15	22
Curfew				1	0	1
Runaway Juveniles				1	0	1
1997 TOTAL	14	10		86	61	58
1996 TOTAL	20	22	19	85	67	69
GRAND TOTAL	29	15		156	82	75
* Index Total	9	1		34	3	3
Traffic Crime	11	11		33	26	22
Fish and Game Laws	8	8		9	9	1
Marine Violations				0	0	0

*Not available for 1997

Population 1997	Grant County Sheriff 4,845			John Day PD 1,930			Prairie City PD** 1,175		
	Offenses	Arrests	Cleared	Offenses	Arrests	Cleared	Offenses	Arrests	Cleared
CRIME AGAINST PERSON									
Willful Murder*									
Neg. Homicide									
Forcible Rape*									
Other Sex Crimes	1	1	1	2			3	1	2
Kidnapping									
Robbery*									
Aggravated Assault*	20	17	18				1	1	
Simple Assault	4		2	23	13		6	6	4
1997 TOTAL	25	18	21	25	13	0	10	8	6
1996 TOTAL	36	18	29	36	22	0	0	0	0
CRIME AGAINST PROPERTY									
Burglary*	31	9	9	14	8	4	2	1	1
Larceny*	66	6	18	43	20		11		4
Motor Vehicle Theft*	2			5	1		2	1	1
Arson*	2								
Forgery/Counterfeit	1			3	2				
Fraud	12	1	1	34	1		8	1	
Embezzlement									
Stolen Property				1	1				
Vandalism	44	8	6	24	1		7	1	1
1997 TOTAL	158	24	34	124	34	4	30	4	7
1996 TOTAL	129	14	24	178	26	1	0	0	0
BEHAVIORAL CRIMES									
Weapon Laws	1	1	1	4	2				
Prostitution									
Drug Laws	2	3	2	19	19		1	1	1
Gambling									
Crimes Against Family	1			1			3		
D.U.I.	4	4	4	15	14	15	3	1	3
Liquor Laws	3	2	3	13	13		3	2	1
Disorderly Conduct	7	8	5	20	5		4		
All Other	34	6	17	21	5	4	18	5	5
Curfew									
Runaway Juveniles	5			10	8		2		1
1997 TOTAL	57	24	32	103	66	19	34	9	11
1996 TOTAL	103	51	75	115	75	29	0	0	0
GRAND TOTAL	240	66	87	252	113	23	74	21	24
* Index Total	121	32	45	62	29	4	16	3	6
Traffic Crime	4	3	4	3	2	3	4	3	4
Fish and Game Laws									
Marine Violations									

**No reports received 1996

Population 1997	Grant County - O.L.C.C.			Grant County - O.S.P.			Grant County Totals 7,950		
	Offenses	Arrests	Cleared	Offenses	Arrests	Cleared*	Offenses	Arrests	Cleared
CRIME AGAINST PERSON									
Willful Murder*				1	1		1	1	0
Neg. Homicide							0	0	0
Forcible Rape*							0	0	0
Other Sex Crimes				8	3		14	5	3
Kidnapping							0	0	0
Robbery*							0	0	0
Aggravated Assault*				2			23	18	18
Simple Assault				5	2		38	21	6
1997 TOTAL	0	0	0	16	6		76	45	27
1996 TOTAL	0	0	0	14	9	9	86	49	38
CRIME AGAINST PROPERTY									
Burglary*				6			53	18	14
Larceny*				3	1		123	27	22
Motor Vehicle Theft*							9	2	1
Arson*				2	1		4	1	0
Forgery/Counterfeit							4	2	0
Fraud							54	3	1
Embezzlement				1			1	0	0
Stolen Property				1	1		2	2	0
Vandalism				1	1		76	11	7
1997 TOTAL	0	0	0	14	4		326	66	45
1996 TOTAL	0	0	0	11	9	4	318	49	29
BEHAVIORAL CRIMES									
Weapon Laws				1	1		6	4	1
Prostitution							0	0	0
Drug Laws				6	7		28	30	3
Gambling							0	0	0
Crimes Against Family				3			8	0	0
D.U.I.I				26	26		48	45	22
Liquor Laws				8	10		27	27	4
Disorderly Conduct							31	13	5
All Other				9	8		82	24	26
Curfew							0	0	0
Runaway Juveniles							17	8	1
1997 TOTAL	0	0	0	53	52		247	151	62
1996 TOTAL	0	0	0	44	38	42	262	164	146
GRAND TOTAL	0	0	0	83	62		649	262	134
* Index Total	0	0	0	14	3		213	67	55
Traffic Crime				7	7		18	15	11
Fish and Game Laws				62	62		62	62	0
Marine Violations							0	0	0

*Not available for 1997

Population 1997	Harney County - O.L.C.C.		
	Offenses	Arrests	Cleared
CRIME AGAINST PERSON			
Willful Murder*			
Neg. Homicide			
Forcible Rape*			
Other Sex Crimes			
Kidnapping			
Robbery*			
Aggravated Assault*			
Simple Assault			
1997 TOTAL	0	0	0
1996 TOTAL	0	0	0
CRIME AGAINST PROPERTY			
Burglary*			
Larceny*			
Motor Vehicle Theft*			
Arson*			
Forgery/Counterfeit			
Fraud			
Embezzlement			
Stolen Property			
Vandalism			
1997 TOTAL	0	0	0
1996 TOTAL	0	0	0
BEHAVIORAL CRIMES			
Weapon Laws			
Prostitution			
Drug Laws			
Gambling			
Crimes Against Family			
D.U.I.			
Liquor Laws			
Disorderly Conduct			
All Other			
Curfew			
Runaway Juveniles			
1997 TOTAL	0	0	0
1996 TOTAL	0	0	0
GRAND TOTAL	0	0	0
* Index Total	0	0	0
Traffic Crime			
Fish and Game Laws			
Marine Violations			

Harney County - O.S.P.		
Offenses	Arrests	Cleared*
2	1	
3	2	
8	4	
13	7	
4	3	2
2	1	
	2	
1		
1		
3		
7	3	
3	1	0
1	1	
1		
5	5	
1		
22	22	
10	10	
6	6	
1		
47	44	
33	28	31
67	54	
5	5	
11	11	
28	28	
2	2	

Harney County Totals 7,500		
Offenses	Arrests	Cleared
0	0	0
0	0	0
0	0	0
6	2	0
1	0	0
0	0	0
4	2	0
83	53	35
94	57	35
82	38	41
50	9	7
190	12	23
4	6	0
5	0	0
8	0	0
104	0	2
0	0	0
1	0	0
134	2	14
496	29	46
389	59	92
3	6	1
1	0	0
11	7	4
0	0	0
4	0	0
71	69	49
24	25	13
10	7	6
280	42	22
3	2	3
16	1	9
423	159	107
223	126	119
1,013	245	188
253	29	30
24	18	13
28	28	0
2	2	0

*Not available for 1997

Population 1997	Hood River County - O.S.P.			Hood River County Totals 19,200		
	Offenses	Arrests	Cleared*	Offenses	Arrests	Cleared
CRIME AGAINST PERSON						
Willful Murder*				0	0	0
Neg. Homicide				0	0	0
Forcible Rape*				3	2	2
Other Sex Crimes				31	10	10
Kidnapping				2	1	1
Robbery*				8	4	6
Aggravated Assault*	2	1		18	14	11
Simple Assault				119	83	84
1997 TOTAL	2	1		181	114	114
1996 TOTAL	7	3	4	199	134	126
CRIME AGAINST PROPERTY						
Burglary*	1	1		123	25	25
Larceny*	9			631	170	140
Motor Vehicle Theft*				51	18	24
Arson*				3	1	1
Forgery/Counterfeit				33	26	15
Fraud				69	13	15
Embezzlement				0	1	0
Stolen Property				2	2	1
Vandalism				180	8	20
1997 TOTAL	10	1		1,092	264	241
1996 TOTAL	6	2	3	888	244	230
BEHAVIORAL CRIMES						
Weapon Laws	3	2		21	15	14
Prostitution				0	0	0
Drug Laws	11	10		105	95	72
Gambling				0	0	0
Crimes Against Family	1	1		16	6	6
D.U.I.	15	15		292	274	277
Liquor Laws	1			80	138	77
Disorderly Conduct	1	1		48	53	44
All Other	2	5		229	116	115
Curfew				4	4	4
Runaway Juveniles				60	25	34
1997 TOTAL	34	34		855	726	643
1996 TOTAL	57	66	54	897	823	759
GRAND TOTAL	46	36		2,128	1,104	998
* Index Total	12	2		837	234	209
Traffic Crime	10	43		152	128	142
Fish and Game Laws	68	68		70	69	2
Marine Violations				0	0	0

*Not available for 1997

	Jackson County Sheriff 61,890 Population 1997			Ashland PD 18,560			Butte Falls PD** 420			Central Point PD 10,750		
	Offenses	Arrests	Cleared	Offenses	Arrests	Cleared	Offenses	Arrests	Cleared	Offenses	Arrests	Cleared
CRIME AGAINST PERSON												
Willful Murder*	1		1									
Neg. Homicide	1											
Forcible Rape*	11	3	6	6	3	2				2		
Other Sex Crimes	104	27	58	28	8	13				18	6	7
Kidnapping	8		2	2								
Robbery*	14	10	9	6	5	5				2	1	1
Aggravated Assault*	171	118	119							2	4	2
Simple Assault	574	281	422	94	63	70	1	3	1	97	73	67
1997 TOTAL	884	439	617	136	79	90	1	3	1	121	84	77
1996 TOTAL	793	396	525	115	74	69	4	7	2	93	58	64
CRIME AGAINST PROPERTY												
Burglary*	580	112	112	121	14	16	1	4		110	17	15
Larceny*	1,643	290	345	776	176	162	6		1	529	147	142
Motor Vehicle Theft*	162	23	45	27	6	6	1			14	5	2
Arson*	13	6	6	12	2	2				5	2	4
Forgery/Counterfeit	73	16	34	30	9	7				35	6	18
Fraud	164	24	50	48	11	12				27	6	9
Embezzlement				1								
Stolen Property	17	13	15	2								
Vandalism	889	112	203	394	43	53	8		4	195	37	42
1997 TOTAL	3,541	596	810	1,411	261	258	16	4	5	915	220	232
1996 TOTAL	2,683	444	590	1,365	380	331	16	2	8	667	221	199
BEHAVIORAL CRIMES												
Weapon Laws	83	24	69	11	10	10				7	5	7
Prostitution	1											
Drug Laws	373	284	301							37	28	37
Gambling												
Crimes Against Family	108	4	41	12	2	2				10	2	2
D.U.I.	228	204	228	132	132	132				48	47	48
Liquor Laws	60	53	40	203	298	189				48	57	47
Disorderly Conduct	434	79	116	55	37	24	2		1	54	28	37
All Other	1,489	206	338	1,466	378	338	3		2	409	170	162
Curfew	7		4	70	34	70				66	34	60
Runaway Juveniles	288		6	45	18	13				48	3	1
1997 TOTAL	3,071	854	1,143	1,994	909	778	5	0	3	727	374	401
1996 TOTAL	986	929	684	229	885	225	23	8	15	256	342	241
GRAND TOTAL	7,496	1,889	2,570	3,541	1,249	1,126	22	7	9	1,763	678	710
* Index Total	2,595	562	643	948	206	193	8	4	1	664	176	166
Traffic Crime	335	220	335	53	41	53	2	1	2	52	32	52
Fish and Game Laws	22	22	22									
Marine Violations	326	324	326									

**Three months reported for 1997

	Eagle Point PD 3,850			Gold Hill PD** 1,230			Jacksonville PD 2,050			Medford PD 57,610		
	Offenses	Arrests	Cleared	Offenses	Arrests	Cleared	Offenses	Arrests	Cleared	Offenses	Arrests	Cleared
Population 1997												
CRIME AGAINST PERSON												
Willful Murder*										3	1	3
Neg. Homicide												
Forcible Rape*	1	1	1							35	13	20
Other Sex Crimes	5	3	4							138	52	72
Kidnapping							1			3	2	1
Robbery*										41	31	29
Aggravated Assault*	4		3				1			171	116	123
Simple Assault	38	34	29	2		2	5	7	2	547	384	407
1997 TOTAL	48	38	37	2	0	2	7	7	2	938	599	655
1996 TOTAL	48	29	28	4	16	3	9	5	2	952	610	630
CRIME AGAINST PROPERTY												
Burglary*	28		1	1		1	6	6	1	628	152	139
Larceny*	118	33	32	22	1	14	23	3	2	3,702	1,131	1,103
Motor Vehicle Theft*	6	2	2	1		1	1	1		222	54	90
Arson*				1		1				54	19	23
Forgery/Counterfeit	5	4	1				4	3	1	370	116	177
Fraud	71	14	17	1		1	15	1	2	474	174	227
Embezzlement										80	44	49
Stolen Property	1	2	1							31	55	22
Vandalism	44	11	7	1		1	12	2	1	1,592	228	308
1997 TOTAL	273	66	61	27	1	19	61	16	7	7,153	1,973	2,138
1996 TOTAL	206	55	52	32	3	19	64	5	5	6,849	1,783	1,868
BEHAVIORAL CRIMES												
Weapon Laws	1		1	1		1	1	1	1	133	101	121
Prostitution										5	6	3
Drug Laws				1		1	6	8	2	696	544	663
Gambling												
Crimes Against Family	4	1	1	15	4	15	1			62	22	28
D.U.I.	19	19	19	1	1	1	11	10	11	623	590	623
Liquor Laws	20	43	19	2		2	3	3	3	338	491	337
Disorderly Conduct	3	1	1	1	1	1	11	6	5	224	216	187
All Other	53	28	30	7		7	40	4	33	1,768	2,011	1,230
Curfew	24	16	24							251	160	251
Runaway Juveniles	15						1		1	294	1	83
1997 TOTAL	139	108	95	28	6	28	74	32	56	4,394	4,142	3,526
1996 TOTAL	27	118	24	90	13	64	92	41	33	2,046	4,208	1,690
GRAND TOTAL	460	212	193	57	7	49	142	55	65	12,485	6,714	6,319
* Index Total	157	36	39	25	1	17	31	10	3	4,856	1,517	1,530
Traffic Crime	8	6	8	2	2	2	24	16	24	274	111	274
Fish and Game Laws												
Marine Violations												

**Four months reported for 1997

Population 1997	Jackson County - O.L.C.C.			Jackson County - O.S.P.			Jackson County Totals 169,300		
	Offenses	Arrests	Cleared	Offenses	Arrests	Cleared*	Offenses	Arrests	Cleared
CRIME AGAINST PERSON									
Willful Murder*				1	1		5	2	4
Neg. Homicide							1	0	0
Forcible Rape*				1			65	27	32
Other Sex Crimes				26	12		345	115	172
Kidnapping							15	2	4
Robbery*							72	53	48
Aggravated Assault*				8	7		378	262	264
Simple Assault				22	12		1,525	931	1,075
1997 TOTAL	0	0	0	58	32		2,406	1,392	1,599
1996 TOTAL	0	0	0	198	72	156	2,372	1,342	1,573
CRIME AGAINST PROPERTY									
Burglary*				32	6		1,634	340	311
Larceny*				42	6		7,455	1,989	2,009
Motor Vehicle Theft*				7	7		474	111	159
Arson*				3	4		98	36	41
Forgery/Counterfeit				6	2		580	163	247
Fraud				5	2		896	235	329
Embezzlement							81	44	49
Stolen Property				3	2		56	74	39
Vandalism				16	7		3,416	457	659
1997 TOTAL	0	0	0	114	36		14,690	3,449	3,843
1996 TOTAL	0	0	0	173	43	46	13,063	3,170	3,412
BEHAVIORAL CRIMES									
Weapon Laws				4	2		281	166	236
Prostitution							7	6	4
Drug Laws				20	19		1,251	964	1,103
Gambling							0	0	0
Crimes Against Family				15	14		278	52	93
D.U.I.				152	145		1,447	1,364	1,295
Liquor Laws	19	3	19	9	8		827	1,099	765
Disorderly Conduct				2	1		957	399	433
All Other	7	4	7	38	15		5,704	2,915	2,251
Curfew							444	256	430
Runaway Juveniles				3			740	26	108
1997 TOTAL	26	7	26	243	204		11,936	7,247	6,718
1996 TOTAL	28	13	28	307	255	270	4,617	7,306	3,707
GRAND TOTAL	26	7	26	415	272		29,032	12,088	12,160
* Index Total	0	0	0	94	31		10,181	2,820	2,868
Traffic Crime				393	370		1,256	867	863
Fish and Game Laws				184	184		206	206	22
Marine Violations				1	1		327	325	326

*Not available for 1997

Population 1997	Jefferson County Sheriff 11,325			Culver PD** 835			Madras PD 4,940		
	Offenses	Arrests	Cleared	Offenses	Arrests	Cleared	Offenses	Arrests	Cleared
CRIME AGAINST PERSON									
Willful Murder*								2	1
Neg. Homicide								2	2
Forcible Rape*	1			1		1	2	2	2
Other Sex Crimes	11	7	6	10	7	10	19	9	11
Kidnapping	2	2	2				1		
Robbery*	3	1	1				3		
Aggravated Assault*	20	21	19				11	5	6
Simple Assault	83	88	67	8	4	6	152	114	113
1997 TOTAL	120	119	95	19	11	17	188	132	133
1996 TOTAL	106	101	93	0	0	0	208	152	150
CRIME AGAINST PROPERTY									
Burglary*	79	19	11	8	4	4	61	20	18
Larceny*	210	31	17	18	5	7	293	97	100
Motor Vehicle Theft*	24	8	6	2		1	20	4	8
Arson*	4	9	2				2		
Forgery/Counterfeit	12	6	7	4		1	74	13	56
Fraud	19			4	1	4	44	9	14
Embezzlement									
Stolen Property							1	1	1
Vandalism	94	10	12	5	2	2	145	21	24
1997 TOTAL	442	83	55	41	12	19	640	165	221
1996 TOTAL	475	111	81	14	0	1	675	248	241
BEHAVIORAL CRIMES									
Weapon Laws	14	10	12				18	9	14
Prostitution							1	1	1
Drug Laws	43	42	36	1	1	1	67	50	67
Gambling									
Crimes Against Family	5	3	4	2		1	10	2	3
D.U.I.	104	72	104	1	1	1	79	67	79
Liquor Laws	23	43	22				42	66	41
Disorderly Conduct	63	37	39	1	1	1	123	69	93
All Other	201	134	135	1		1	78	40	42
Curfew	2	2	2				54	39	54
Runaway Juveniles	36	33	2	1	1	1	33	25	33
1997 TOTAL	491	376	356	7	4	6	505	368	427
1996 TOTAL	537	538	490	0	0	0	444	371	394
GRAND TOTAL	1,053	578	506	67	27	42	1,333	665	781
* Index Total	341	89	56	29	9	13	392	128	134
Traffic Crime	129	56	129	4	3	4	158	83	158
Fish and Game Laws	1		1						
Marine Violations	2	2	2						

**Six months reported for 1996

Population 1997	Jefferson County - O.L.C.C.			Jefferson County - O.S.P.			Jefferson County Totals 17,100		
	Offenses	Arrests	Cleared	Offenses	Arrests	Cleared*	Offenses	Arrests	Cleared
CRIME AGAINST PERSON									
Willful Murder*							0	0	0
Neg. Homicide							0	2	1
Forcible Rape*				2			6	2	3
Other Sex Crimes				3	2		43	25	27
Kidnapping				1	1		4	3	2
Robbery*							6	1	1
Aggravated Assault*				1	1		32	27	25
Simple Assault				1	1		244	207	186
1997 TOTAL	0	0	0	8	5		335	267	245
1996 TOTAL	0	0	0	3	1	3	317	254	246
CRIME AGAINST PROPERTY									
Burglary*							148	43	33
Larceny*				6			527	133	124
Motor Vehicle Theft*				1			47	12	15
Arson*							6	9	2
Forgery/Counterfeit							90	19	64
Fraud				1			68	10	18
Embezzlement							0	0	0
Stolen Property							1	1	1
Vandalism							244	33	38
1997 TOTAL	0	0	0	8	0		1,131	260	295
1996 TOTAL	0	0	0	18	8	3	1,182	367	326
BEHAVIORAL CRIMES									
Weapon Laws				1	2		33	21	26
Prostitution							1	1	1
Drug Laws				7	7		118	100	104
Gambling							0	0	0
Crimes Against Family							17	5	8
D.U.I.				27	25		211	165	184
Liquor Laws				16	19		81	128	63
Disorderly Conduct							187	107	133
All Other				11	7		291	181	178
Curfew							56	41	56
Runaway Juveniles							70	59	36
1997 TOTAL	0	0	0	62	60		1,065	808	789
1996 TOTAL	4	4	4	74	78	77	1,059	991	965
GRAND TOTAL	0	0	0	78	65		2,531	1,335	1,329
* Index Total	0	0	0	10	1		772	227	203
Traffic Crime				50	46		341	188	291
Fish and Game Laws				51	51		52	51	1
Marine Violations				9	9		11	11	2

*Not available for 1997

Population 1997	Josephine County Sheriff 52,465			Grants Pass PD 20,535			Josephine County - O.L.C.C.		
	Offenses	Arrests	Cleared	Offenses	Arrests	Cleared	Offenses	Arrests	Cleared
CRIME AGAINST PERSON									
Willful Murder*	3	6	2						
Neg. Homicide									
Forcible Rape*	14	5	14	8	3	3			
Other Sex Crimes	50	2	4	51	6	6			
Kidnapping	8	1	3	8	3	5			
Robbery*	8	5	4	22	10	7			
Aggravated Assault*	49	45	30	19	16	14			
Simple Assault	340	243	222	343	151	137			
1997 TOTAL	472	307	279	451	189	172	0	0	0
1996 TOTAL	404	243	359	443	183	193	0	0	0
CRIME AGAINST PROPERTY									
Burglary*	637	73	58	358	55	34			
Larceny*	863	94	86	1,652	364	334			
Motor Vehicle Theft*	154	18	15	131	40	21			
Arson*	6			9	10	1			
Forgery/Counterfeit	75	4	5	221	28	27			
Fraud	285	5	187	85	6	7			
Embezzlement									
Stolen Property	1	5	1	11	2	10			
Vandalism	429	44	35	786	40	43			
1997 TOTAL	2,450	243	387	3,253	545	477	0	0	0
1996 TOTAL	1,757	170	200	2,850	589	592	0	0	0
BEHAVIORAL CRIMES									
Weapon Laws	39	23	30	92	44	78			
Prostitution									
Drug Laws	266	190	140	300	225	275			
Gambling									
Crimes Against Family	7	1	2	25	2	8			
D.U.I.	136	118	136	259	238	259			
Liquor Laws	17	23	14	146	202	138	17	5	17
Disorderly Conduct	207	67	79	131	42	51			
All Other	255	116	125	381	155	208			
Curfew	9	5	9	205	150	205			
Runaway Juveniles	174	20	113	490	318	244			
1997 TOTAL	1,110	563	648	2,029	1,376	1,466	17	5	17
1996 TOTAL	975	459	886	1,664	1,241	1,278	12	1	12
GRAND TOTAL	4,032	1,113	1,314	5,733	2,110	2,115	17	5	17
* Index Total	1,734	246	209	2,199	498	414	0	0	0
Traffic Crime	123	65	123	213	143	213			
Fish and Game Laws									
Marine Violations	1	1	1						

Population 1997	Josephine County - O.S.P.			Josephine County Totals 73,000		
	Offenses	Arrests	Cleared*	Offenses	Arrests	Cleared
CRIME AGAINST PERSON						
Willful Murder*				3	6	2
Neg. Homicide				0	0	0
Forcible Rape*	8			30	8	17
Other Sex Crimes	26	2		127	10	10
Kidnapping				16	4	8
Robbery*	1			31	15	11
Aggravated Assault*	18	3		86	64	44
Simple Assault	18	9		701	403	359
1997 TOTAL	71	14		994	510	451
1996 TOTAL	131	70	89	978	496	641
CRIME AGAINST PROPERTY						
Burglary*	3	2		998	130	92
Larceny*	7	2		2,522	460	420
Motor Vehicle Theft*	8	7		293	65	36
Arson*	6	4		21	14	1
Forgery/Counterfeit				296	32	32
Fraud	2			372	11	194
Embezzlement				0	0	0
Stolen Property				12	7	11
Vandalism	6	4		1,221	88	78
1997 TOTAL	32	19		5,735	807	864
1996 TOTAL	111	30	34	4,718	789	992
BEHAVIORAL CRIMES						
Weapon Laws	7	5		138	72	108
Prostitution				0	0	0
Drug Laws	36	16		602	431	415
Gambling				0	0	0
Crimes Against Family	7	1		39	4	10
D.U.I.	154	149		549	505	395
Liquor Laws	4	5		184	235	169
Disorderly Conduct	4	3		342	112	130
All Other	22	12		658	283	333
Curfew				214	155	214
Runaway Juveniles				664	338	357
1997 TOTAL	234	191		3,390	2,135	2,131
1996 TOTAL	237	156	185	2,888	1,857	2,361
GRAND TOTAL	337	224		10,119	3,452	3,446
* Index Total	51	18		3,984	762	623
Traffic Crime	281	253		618	461	336
Fish and Game Laws	80	80		80	80	0
Marine Violations	3	3		4	4	1

*Not available for 1997

Population 1997	Klamath County Sheriff 42,770			Klamath Falls PD 18,830			Klamath County - O.L.C.C.		
	Offenses	Arrests	Cleared	Offenses	Arrests	Cleared	Offenses	Arrests	Cleared
CRIME AGAINST PERSON									
Willful Murder*	3	3	1						
Neg. Homicide				1	1	1			
Forcible Rape*	1		1	16	2	2			
Other Sex Crimes	17	1		42	20	20			
Kidnapping	14	3	2	10	1	4			
Robbery*	20	13	1	36	32	22			
Aggravated Assault*	41	27	7	84	54	45			
Simple Assault	308	166	56	262	175	180			
1997 TOTAL	404	213	68	451	285	274	0	0	0
1996 TOTAL	334	162	159	439	234	254	0	0	0
CRIME AGAINST PROPERTY									
Burglary*	428	57	8	248	31	19			
Larceny*	790	173	66	606	268	236			
Motor Vehicle Theft*	135	26	9	112	45	34			
Arson*	5			7	1	1			
Forgery/Counterfeit	51	7	2	52	19	20			
Fraud	131	4	2	155	24	30			
Embezzlement									
Stolen Property	5	3		13	10	12			
Vandalism	422	36	2	113	51	61			
1997 TOTAL	1,967	306	89	1,306	449	413	0	0	0
1996 TOTAL	1,603	168	131	1,287	557	529	0	0	0
BEHAVIORAL CRIMES									
Weapon Laws	24	19	4	41	18	33			
Prostitution				1	1	1			
Drug Laws	75	69	15	186	153	161			
Gambling									
Crimes Against Family	15	1	1	15	2	5			
D.U.I.	110	100	110	162	152	162			
Liquor Laws	22	67	7	33	42	32	24	9	24
Disorderly Conduct	196	74	19	254	115	148			
All Other	177	102	22	244	169	207	6	6	6
Curfew	2	1	2	19	4	19			
Runaway Juveniles	72	49	8						
1997 TOTAL	693	482	188	955	656	768	30	15	30
1996 TOTAL	671	384	304	777	476	581	16	7	16
GRAND TOTAL	3,064	1,001	345	2,712	1,390	1,455	30	15	30
* Index Total	1,423	299	93	1,109	433	359	0	0	0
Traffic Crime	83	43	83	115	55	110			
Fish and Game Laws									
Marine Violations	2	2	2						

Population 1997	Klamath County - O.S.P.			Klamath County Totals 61,600		
	Offenses	Arrests	Cleared*	Offenses	Arrests	Cleared
CRIME AGAINST PERSON						
Willful Murder*				3	3	1
Neg. Homicide				1	1	1
Forcible Rape*	4	1		21	3	3
Other Sex Crimes	41	6		100	27	20
Kidnapping	1			25	4	6
Robbery*				56	45	23
Aggravated Assault*	18	9		143	90	52
Simple Assault	50	32		620	373	236
1997 TOTAL	114	48		969	546	342
1996 TOTAL	131	45	67	905	443	480
CRIME AGAINST PROPERTY						
Burglary*	12	5		688	93	27
Larceny*	33	20		1,429	461	302
Motor Vehicle Theft*	12	4		259	75	43
Arson*	7	5		19	6	1
Forgery/Counterfeit	3	1		106	27	22
Fraud	1			287	28	32
Embezzlement				0	0	0
Stolen Property	3	1		21	14	12
Vandalism	9	6		544	93	63
1997 TOTAL	80	42		3,353	797	502
1996 TOTAL	171	51	44	3,073	778	704
BEHAVIORAL CRIMES						
Weapon Laws	30	24		95	61	37
Prostitution				1	1	1
Drug Laws	109	105		370	327	176
Gambling				0	0	0
Crimes Against Family	8	6		38	9	6
D.U.I.	357	350		629	602	272
Liquor Laws	22	29		101	147	63
Disorderly Conduct	4	5		454	194	167
All Other	81	38		508	315	235
Curfew	1	1		22	6	21
Runaway Juveniles		1		72	50	8
1997 TOTAL	612	559		2,290	1,712	986
1996 TOTAL	525	475	515	1,999	1,348	1,421
GRAND TOTAL	806	649		6,612	3,055	1,830
* Index Total	86	44		2,618	776	452
Traffic Crime	211	198		410	296	193
Fish and Game Laws	82	82		82	82	0
Marine Violations				2	2	2

*Not available for 1997

Population 1997	Lake County - O.S.P.			Lake County Totals 7,400		
	Offenses	Arrests	Cleared*	Offenses	Arrests	Cleared
CRIME AGAINST PERSON						
Willful Murder*				0	0	0
Neg. Homicide				0	0	0
Forcible Rape*	1	1		1	1	0
Other Sex Crimes	8	2		9	3	1
Kidnapping				0	0	0
Robbery*	1	1		2	3	1
Aggravated Assault*	1	1		1	1	0
Simple Assault	3	3		27	40	25
1997 TOTAL	14	8		40	48	27
1996 TOTAL	4	4	1	37	34	33
CRIME AGAINST PROPERTY						
Burglary*	1			46	14	7
Larceny*	2			121	48	31
Motor Vehicle Theft*	1			9	5	4
Arson*				1	2	0
Forgery/Counterfeit				3	0	1
Fraud				2	1	2
Embezzlement				0	0	0
Stolen Property				0	0	0
Vandalism	2			57	6	4
1997 TOTAL	6	0		239	76	49
1996 TOTAL	3	0	0	242	72	58
BEHAVIORAL CRIMES						
Weapon Laws	2			4	2	2
Prostitution				0	0	0
Drug Laws	1	2		18	23	16
Gambling				0	0	0
Crimes Against Family				3	2	3
D.U.I.	12	12		69	64	57
Liquor Laws	1	1		50	82	44
Disorderly Conduct	1			14	14	13
All Other	5	3		27	26	19
Curfew				18	16	18
Runaway Juveniles				26	21	23
1997 TOTAL	22	18		229	250	195
1996 TOTAL	14	12	12	168	183	159
GRAND TOTAL	42	26		508	374	271
* Index Total	7	3		181	74	43
Traffic Crime	12	10		39	25	27
Fish and Game Laws	74	74		74	74	0
Marine Violations	8	8		8	8	0

*Not available for 1997

Population 1997	Lane County Sheriff 99,900			Coburg PD** 785			Cottage Grove PD 8,005			Creswell PD 2,875		
	Offenses	Arrests	Cleared	Offenses	Arrests	Cleared	Offenses	Arrests	Cleared	Offenses	Arrests	Cleared
CRIME AGAINST PERSON												
Willful Murder*		1										
Neg. Homicide		1										
Forcible Rape*	34	6	10				2		1	2	2	1
Other Sex Crimes	47	23	19				20	5	6	8	1	2
Kidnapping	1	2	1	1		1	4	2	2			
Robbery*	20	3	3				4	4	3	1	4	
Aggravated Assault*	133	78	72	5	1	2	16	6	5	17	7	7
Simple Assault	329	182	186	9	12	6	94	61	65	50	19	18
1997 TOTAL	564	296	291	15	13	9	140	78	82	78	33	28
1996 TOTAL	573	260	239	1	1	0	126	70	66	84	28	25
CRIME AGAINST PROPERTY												
Burglary*	673	67	46	15	2	1	77	12	11	68	12	9
Larceny*	1,123	102	76	49	12	9	493	147	139	98	11	9
Motor Vehicle Theft*	212	55	56	5	4	1	52	6	6	38	6	12
Arson*	16	3	2				6	5	5	1		
Forgery/Counterfeit	65	7	7	3	1		82	11	12	10	3	2
Fraud	58	7	11	4	1		39	7	14	12	1	4
Embezzlement												
Stolen Property				2	1	1						
Vandalism	289	38	42	14	3	1	181	31	31	27	16	9
1997 TOTAL	2,436	279	240	92	24	13	930	219	218	254	49	45
1996 TOTAL	2,784	215	182	23	0	0	912	250	223	216	24	20
BEHAVIORAL CRIMES												
Weapon Laws	29	27	24		3		19	15	19	3	2	3
Prostitution												
Drug Laws	170	125	128	1	5	1	100	60	77	6	5	3
Gambling												
Crimes Against Family	9	4	3	1			3		1	2		
D.U.I.I	281	256	281	23	19	23	51	45	51	15	10	15
Liquor Laws	31	52	30		5		54	62	54	2	5	2
Disorderly Conduct	13	10	13	6	5	2	62	38	49	3	4	3
All Other	352	200	118	12	8	2	199	123	155	54	25	17
Curfew	12	7	12	2	2	2	40	26	40	8	6	8
Runaway Juveniles	117	11	92	2	1	1	19	11	11	11		9
1997 TOTAL	1,014	692	701	47	48	31	547	380	457	104	57	60
1996 TOTAL	1,003	640	586	14	11	3	417	332	308	114	63	53
GRAND TOTAL	4,014	1,267	1,232	154	85	53	1,617	677	757	436	139	133
* Index Total	2,211	315	265	74	19	13	650	180	170	225	42	38
Traffic Crime	585	438	585	25	21	25	54	41	54	31	26	31
Fish and Game Laws												
Marine Violations												

**Seven months reported for 1996

Population 1997	Lane County - O.L.C.C.			Lane County - O.S.P.			Lane County Totals 308,500		
	Offenses	Arrests	Cleared	Offenses	Arrests	Cleared*	Offenses	Arrests	Cleared
CRIME AGAINST PERSON									
Willful Murder*							5	18	4
Neg. Homicide							0	5	0
Forcible Rape*				14	4		135	34	53
Other Sex Crimes				56	14		424	176	209
Kidnapping				4	1		61	10	30
Robbery*				3	1		420	219	172
Aggravated Assault*				36	31		713	392	370
Simple Assault				155	97		2,997	1,772	1,914
1997 TOTAL	0	0	0	268	148		4,755	2,626	2,752
1996 TOTAL	0	0	0	227	136	150	4,676	2,579	2,707
CRIME AGAINST PROPERTY									
Burglary*				132	18		4,358	643	500
Larceny*				159	28		15,909	3,522	3,192
Motor Vehicle Theft*				68	17		1,839	500	370
Arson*				15	7		157	62	38
Forgery/Counterfeit				13	6		2,245	493	722
Fraud				10	4		615	142	232
Embezzlement							4	4	5
Stolen Property				8	7		134	129	98
Vandalism				33	17		4,202	651	776
1997 TOTAL	0	0	0	438	104		29,463	6,146	5,933
1996 TOTAL	0	0	0	308	105	114	27,380	5,802	5,327
BEHAVIORAL CRIMES									
Weapon Laws				24	19		398	295	329
Prostitution				4			162	160	149
Drug Laws				139	105		2,894	2,889	2,493
Gambling							0	0	0
Crimes Against Family				42	32		214	98	89
D.U.I.				487	468		1,726	1,573	1,239
Liquor Laws	109	71	109	41	35		1,662	2,090	1,607
Disorderly Conduct				10	8		907	616	681
All Other	132	125	132	140	75		5,966	5,253	4,005
Curfew							592	310	592
Runaway Juveniles				41	2		759	106	549
1997 TOTAL	241	196	241	928	744		15,280	13,390	11,733
1996 TOTAL	146	101	137	1,046	969	1,018	13,828	12,382	10,923
GRAND TOTAL	241	196	241	1,634	996	0	49,498	22,162	20,418
* Index Total	0	0	0	427	106	0	23,536	5,390	4,699
Traffic Crime				545	488		2,777	1,901	2,232
Fish and Game Laws				469	469		469	469	0
Marine Violations				21	24		21	24	0

*Not available for 1997

Population 1997	Lincoln County Sheriff 20,455			Lincoln City PD 6,785			Newport PD 9,960			Toledo PD 3,495		
	Offenses	Arrests	Cleared	Offenses	Arrests	Cleared	Offenses	Arrests	Cleared	Offenses	Arrests	Cleared
CRIME AGAINST PERSON												
Willful Murder*												
Neg. Homicide												
Forcible Rape*	4	1	1				4	1	1			
Other Sex Crimes	20	5	6	11			23	7	12	9		5
Kidnapping	1			2	1	1	4	5	4			
Robbery*	2			5	2	1	8	6	6			
Aggravated Assault*	24	15	16	40	4	15	29	18	22	2	1	1
Simple Assault	114	81	83	54	61	19	119	94	109	56	44	48
1997 TOTAL	165	102	106	112	68	36	187	131	154	67	45	54
1996 TOTAL	206	114	144	118	55	37	167	112	116	52	38	46
CRIME AGAINST PROPERTY												
Burglary*	217	25	24	129	14	8	153	22	32	28	6	8
Larceny*	303	51	36	614	85	55	702	274	296	45	17	25
Motor Vehicle Theft*	31	10	10	35	12	1	45	15	15	4	3	5
Arson*	6	2	2	2			2			1		
Forgery/Counterfeit	99	6	5	35	12	7	138	29	98	7	1	5
Fraud	52	5	84	43	6	9	50	6	21	16	1	3
Embezzlement							4	1	2			
Stolen Property	1			16	9	4	19	10	12			
Vandalism	177	18	22	366	22	16	215	30	44	46	8	45
1997 TOTAL	886	117	183	1,240	160	100	1,328	387	520	147	36	91
1996 TOTAL	814	95	162	1,015	116	86	1,159	345	367	161	48	97
BEHAVIORAL CRIMES												
Weapon Laws	10	6	11	22	4	4	18	11	15	4	4	4
Prostitution							1		1			
Drug Laws	43	22	40	22	18	15	68	56	67	30	29	28
Gambling												
Crimes Against Family	6	1		34	1		2	1	2	4		
D.U.I.	83	77	83	152	152	152	168	166	168	39	36	39
Liquor Laws	57	70	53	50	60	25	62	95	62	23	33	22
Disorderly Conduct	92	20	31	56	8	7	129	69	99	25	21	20
All Other	253	165	198	240	88	30	245	190	222	80	58	62
Curfew	2	2	2	4	1	4	7	7	7	6	6	6
Runaway Juveniles	72	26	62	71	12	12	90	59	85	35	15	33
1997 TOTAL	618	389	480	651	344	249	790	654	728	246	202	214
1996 TOTAL	702	567	605	767	511	310	904	759	773	298	266	289
GRAND TOTAL	1,669	608	769	2,003	572	385	2,305	1,172	1,402	460	283	359
* Index Total	587	104	89	825	117	80	943	336	372	80	27	39
Traffic Crime	69	32	69	102	61	102	112	64	112	93	57	93
Fish and Game Laws	5	5	5									
Marine Violations	5	4	5									

	Waldport PD** 1,805			Lincoln County - O.L.C.C.			Lincoln County - O.S.P.			Lincoln County Totals 42,500		
	Offenses	Arrests	Cleared	Offenses	Arrests	Cleared	Offenses	Arrests	Cleared*	Offenses	Arrests	Cleared
CRIME AGAINST PERSON												
Willful Murder*										0	0	0
Neg. Homicide										0	0	0
Forcible Rape*							1	1		9	3	2
Other Sex Crimes	1	1	1				5	1		69	14	24
Kidnapping										7	6	5
Robbery*										15	8	7
Aggravated Assault*	2	1	1				2	1		99	40	55
Simple Assault	6	4	4				7	3		356	287	263
1997 TOTAL	9	6	6	0	0	0	15	6		555	358	356
1996 TOTAL	39	28	38	0	0	0	14	12	12	596	359	393
CRIME AGAINST PROPERTY												
Burglary*	6	2	2				5	1		538	70	74
Larceny*	18	6	6				17	1		1,699	434	418
Motor Vehicle Theft*							8	4		123	44	31
Arson*							2	3		13	5	2
Forgery/Counterfeit	2	1	2					1		281	50	117
Fraud	3									164	18	117
Embezzlement	1	2	1							5	3	3
Stolen Property							1	1		37	20	16
Vandalism	15	4	3				5	3		824	85	130
1997 TOTAL	45	15	14	0	0	0	38	14		3,684	729	908
1996 TOTAL	131	21	28	0	0	0	33	6	7	3,313	631	747
BEHAVIORAL CRIMES												
Weapon Laws							8	7		62	32	34
Prostitution										1	0	1
Drug Laws	1	1	1				40	33		204	159	151
Gambling										0	0	0
Crimes Against Family							4	4		50	7	2
D.U.I.	6	6	6				141	138		589	575	448
Liquor Laws				15	16	15	18	16		225	290	177
Disorderly Conduct	4	2	2				2	2		308	122	159
All Other	8	4	7				33	24		859	529	519
Curfew										19	16	19
Runaway Juveniles	2	1	1				1			271	113	193
1997 TOTAL	21	14	17	15	16	15	247	224		2,588	1,843	1,703
1996 TOTAL	101	79	96	8	5	8	216	213	216	2,996	2,400	2,297
GRAND TOTAL	75	35	37	15	16	15	300	244		6,827	2,930	2,967
* Index Total	26	9	9	0	0	0	35	11		2,496	604	589
Traffic Crime	5	5	5				79	73		460	292	381
Fish and Game Laws							325	325		330	330	5
Marine Violations							6	6		11	10	5

**Six months reported for 1997

*Not available for 1997

Population 1997	Linn County - O.L.C.C.			Linn County - O.S.P.			Linn County Totals 100,700		
	Offenses	Arrests	Cleared	Offenses	Arrests	Cleared*	Offenses	Arrests	Cleared
CRIME AGAINST PERSON									
Willful Murder*							1	1	3
Neg. Homicide							0	0	0
Forcible Rape*				6	1		38	15	15
Other Sex Crimes				25	4		290	92	145
Kidnapping							21	17	17
Robbery*							66	37	32
Aggravated Assault*				3	2		214	114	157
Simple Assault				12	4		1,034	649	842
1997 TOTAL	0	0	0	46	11		1,664	925	1,211
1996 TOTAL	0	0	0	48	21	19	1,645	928	1,088
CRIME AGAINST PROPERTY									
Burglary*				2			1,151	203	167
Larceny*				8	2		5,052	915	1,183
Motor Vehicle Theft*				9	3		521	137	117
Arson*				3	3		41	16	13
Forgery/Counterfeit				5	5		319	102	113
Fraud				4	3		281	60	138
Embezzlement							8	1	2
Stolen Property				1			14	9	1
Vandalism				3	1		2,173	190	566
1997 TOTAL	0	0	0	35	17		9,560	1,633	2,300
1996 TOTAL	2	0	2	19	18	7	8,288	1,619	1,786
BEHAVIORAL CRIMES									
Weapon Laws				16	15		239	98	187
Prostitution							2	6	1
Drug Laws				59	44		564	395	368
Gambling							0	0	0
Crimes Against Family				9	4		89	31	51
D.U.I.				165	162		625	595	460
Liquor Laws	10		10	19	12		410	594	377
Disorderly Conduct	2		1	3	3		2,115	380	1,892
All Other				25	10		3,356	1,152	2,803
Curfew							428	310	428
Runaway Juveniles							656	517	498
1997 TOTAL	12	0	11	296	250		8,484	4,078	7,065
1996 TOTAL	5	0	5	336	323	324	8,678	4,540	7,375
GRAND TOTAL	12	0	11	377	278		19,708	6,636	10,576
* Index Total	0	0	0	31	11		7,084	1,438	1,687
Traffic Crime				118	104		1,036	756	918
Fish and Game Laws				87	87		92	90	5
Marine Violations				2	2		17	11	15

*Not available for 1997

Population 1997	Malheur County Sheriff 13,675			Nyssa PD 3,000			Ontario PD 10,510			Vale PD 1,515		
	Offenses	Arrests	Cleared	Offenses	Arrests	Cleared	Offenses	Arrests	Cleared	Offenses	Arrests	Cleared
CRIME AGAINST PERSON												
Willful Murder*												
Neg. Homicide	2	1	1									
Forcible Rape*	1						3					
Other Sex Crimes	18	1	4	2	2	2	25	1	1	1	1	1
Kidnapping							2					
Robbery*				2	1	2	9	5	6			
Aggravated Assault*	2		2	5	5	5	31	18	17	1	1	1
Simple Assault	50	29	26	51	50	48	173	57	74	12	11	12
1997 TOTAL	73	31	33	60	58	57	243	81	98	14	13	14
1996 TOTAL	75	39	44	73	71	71	318	131	138	15	9	12
CRIME AGAINST PROPERTY												
Burglary*	64	10	15	18	4	3	159	17	16	10	3	5
Larceny*	99	4	26	80	40	41	721	217	203	33	3	3
Motor Vehicle Theft*	6	3	2	6		1	55	17	21	2	1	2
Arson*	1			2	1	1	3	1	1	1		
Forgery/Counterfeit	7	2	2	2		1	42	13	14	2	1	1
Fraud	11	1	3	12	9	12	34	3	6			
Embezzlement												
Stolen Property		1					1	1				
Vandalism	62	13	29	67	6	15	395	48	40	14		
1997 TOTAL	250	34	77	187	60	74	1,410	317	301	62	8	11
1996 TOTAL	220	32	26	190	69	75	1,560	354	325	86	21	25
BEHAVIORAL CRIMES												
Weapon Laws	6	2	3	5	3	5	21	16	19	1	1	1
Prostitution							1					
Drug Laws	23	21	19	5	5	5	52	35	29			
Gambling												
Crimes Against Family	6						44	3	15	1	1	1
D.U.I.I	49	46	49	35	32	35	115	108	115	8	8	8
Liquor Laws	18	32	18	18	17	18	66	110	64	2	2	2
Disorderly Conduct	30	12	15	67	66	65	429	121	241			
All Other	120	60	67	72	61	63	608	240	362	2	2	2
Curfew				5	5	5	91	64	91			
Runaway Juveniles	16	8	8	31	28	31	82	38	62	5	2	2
1997 TOTAL	268	181	179	238	217	227	1,509	735	998	19	16	16
1996 TOTAL	248	185	171	233	213	231	1,593	569	937	42	34	34
GRAND TOTAL	591	246	289	485	335	358	3,162	1,133	1,397	95	37	41
* Index Total	173	17	45	113	51	53	981	275	264	47	8	11
Traffic Crime	31	20	31	124	105	124	63	39	63	4	4	4
Fish and Game Laws												
Marine Violations												

Population 1997	Malheur County - O.L.C.C.			Malheur County - O.S.P.			Malheur County Totals 28,700		
	Offenses	Arrests	Cleared	Offenses	Arrests	Cleared*	Offenses	Arrests	Cleared
CRIME AGAINST PERSON									
Willful Murder*				1			1	0	0
Neg. Homicide							2	1	1
Forcible Rape*				1			5	0	0
Other Sex Crimes				7	1		53	6	8
Kidnapping							2	0	0
Robbery*							11	6	8
Aggravated Assault*				22	11		61	35	25
Simple Assault				13	11		299	158	160
1997 TOTAL	0	0	0	44	23		434	206	202
1996 TOTAL	0	0	0	116	25	26	597	275	291
CRIME AGAINST PROPERTY									
Burglary*				4	3		255	37	39
Larceny*				10	4		943	268	273
Motor Vehicle Theft*				3	2		72	23	26
Arson*							7	3	2
Forgery/Counterfeit				2	1		55	17	18
Fraud							57	13	21
Embezzlement							0	0	0
Stolen Property				2			3	2	0
Vandalism				3			541	67	84
1997 TOTAL	0	0	0	24	11		1,933	430	463
1996 TOTAL	0	0	0	57	17	8	2,113	493	459
BEHAVIORAL CRIMES									
Weapon Laws				12	5		45	27	28
Prostitution							1	0	0
Drug Laws				16	9		96	70	53
Gambling							0	0	0
Crimes Against Family				6	1		57	5	16
D.U.I.I				55	55		262	249	207
Liquor Laws	1		1	3	3		108	164	103
Disorderly Conduct				1	1		527	200	321
All Other				19	7		821	370	494
Curfew							96	69	96
Runaway Juveniles				3	2		137	78	103
1997 TOTAL	1	0	1	115	83		2,150	1,232	1,421
1996 TOTAL	2	1	2	87	60	61	2,205	1,062	1,436
GRAND TOTAL	1	0	1	183	117		4,517	1,868	2,086
* Index Total	0	0	0	41	21		1,355	372	373
Traffic Crime				33	33		255	201	222
Fish and Game Laws				130	130		130	130	0
Marine Violations				5	5		5	5	0

*Not available for 1997

Population 1997	Marion County - O.L.C.C.			Marion County - O.S.P.			Marion County Totals 267,700			Salem PD Total (Marion&Polk) 124,190		
	Offenses	Arrests	Cleared	Offenses	Arrests	Cleared*	Offenses	Arrests	Cleared	Offenses	Arrests	Cleared
CRIME AGAINST PERSON												
Willful Murder*							4	4	1	2	3	
Neg. Homicide							1	0	1	1		1
Forcible Rape*				10	1		119	32	25	86	28	20
Other Sex Crimes				68	6		663	169	155	328	101	64
Kidnapping				4	1		56	8	19	30	2	12
Robbery*				3	2		264	131	106	192	98	79
Aggravated Assault*				50	21		309	124	130	114	59	59
Simple Assault				67	39		2,877	1,700	1,876	1,613	955	1,181
1997 TOTAL	0	0	0	202	70		4,293	2,168	2,313	2,366	1,246	1,416
1996 TOTAL	0	0	0	116	55	72	4,232	2,238	2,530	2,287	1,211	1,302
CRIME AGAINST PROPERTY												
Burglary*				19	5		2,732	321	356	1,354	195	129
Larceny*				73	16		14,284	2,527	2,564	8,809	1,858	1,692
Motor Vehicle Theft*				32	19		1,692	360	238	895	200	133
Arson*				14	9		125	50	47	58	21	21
Forgery/Counterfeit				26	20		1,066	314	356	703	221	259
Fraud				16	6		928	170	262	455	131	141
Embezzlement							40	23	25	29	17	16
Stolen Property				1	1		135	96	98	95	73	87
Vandalism				26	17		6,261	531	874	3,338	312	387
1997 TOTAL	0	0	0	207	93		27,263	4,392	4,820	15,736	3,028	2,865
1996 TOTAL	0	0	0	313	79	97	26,060	4,456	4,951	14,975	3,213	2,910
BEHAVIORAL CRIMES												
Weapon Laws				73	40		412	235	276	233	133	199
Prostitution				1			46	46	41	37	36	32
Drug Laws				150	132		1,414	1,299	1,047	854	902	781
Gambling				2			3	0	0			
Crimes Against Family				21	18		211	65	104	94	25	55
D.U.I.				767	759		2,105	2,003	1,338	639	601	639
Liquor Laws	58	2	58	47	44		1,566	957	993	889	313	525
Disorderly Conduct	1		1	17	9		1,397	419	648	863	268	379
All Other				226	106		8,152	2,656	3,730	3,324	1,499	1,253
Curfew				1			658	496	656	427	317	427
Runaway Juveniles				3	1		1,734	428	822	744	262	485
1997 TOTAL	59	2	59	1,308	1,109		17,698	8,604	9,655	8,104	4,356	4,775
1996 TOTAL	76	2	60	991	803	857	16,360	8,142	10,212	7,399	3,739	4,188
GRAND TOTAL	59	2	59	1,717	1,272		49,254	15,164	16,788	26,206	8,630	9,056
* Index Total	0	0	0	201	73		19,529	3,549	3,467	11,510	2,462	2,133
Traffic Crime				375	309		2,650	1,817	2,275	1,281	912	1,281
Fish and Game Laws				182	182		189	187	7			
Marine Violations				5	5		6	6	1			

*Not available for 1997

Population 1997	Morrow County - O.L.C.C.			Morrow County - O.S.P.			Morrow County Totals 9,050		
	Offenses	Arrests	Cleared	Offenses	Arrests	Cleared*	Offenses	Arrests	Cleared
CRIME AGAINST PERSON									
Willful Murder*							0	0	0
Neg. Homicide							0	0	0
Forcible Rape*							4	0	0
Other Sex Crimes							15	10	6
Kidnapping							0	0	0
Robbery*							1	0	0
Aggravated Assault*				2			49	44	20
Simple Assault				4	1		103	44	37
1997 TOTAL	0	0	0	6	1		172	98	63
1996 TOTAL	0	0	0	9	7	5	161	70	53
CRIME AGAINST PROPERTY									
Burglary*				1			153	13	9
Larceny*				2			190	32	29
Motor Vehicle Theft*							21	9	9
Arson*							7	3	1
Forgery/Counterfeit							10	7	1
Fraud							88	0	5
Embezzlement							2	0	1
Stolen Property							3	2	1
Vandalism				2			235	36	16
1997 TOTAL	0	0	0	5	0		709	102	72
1996 TOTAL	0	0	0	14	6	3	751	98	68
BEHAVIORAL CRIMES									
Weapon Laws				4	2		14	6	2
Prostitution							0	0	0
Drug Laws							39	28	14
Gambling							0	0	0
Crimes Against Family				2	1		7	3	2
D.U.I.I				1	1		32	32	31
Liquor Laws							17	33	13
Disorderly Conduct							26	13	11
All Other				4	3		151	99	67
Curfew							4	4	4
Runaway Juveniles							7	1	2
1997 TOTAL	0	0	0	11	7		297	219	146
1996 TOTAL	0	0	0	13	11	13	321	205	174
GRAND TOTAL	0	0	0	22	8	0	1,178	419	281
* Index Total	0	0	0	5	0	0	425	101	68
Traffic Crime				3	3		28	19	25
Fish and Game Laws				110	110		110	110	0
Marine Violations				5	5		5	5	0

*Not available for 1997

Population 1997	Multnomah County Sheriff 34,755			Gresham PD 81,865			Portland PD 508,500			Portland Airport PD		
	Offenses	Arrests	Cleared	Offenses	Arrests	Cleared	Offenses	Arrests	Cleared	Offenses	Arrests	Cleared
CRIME AGAINST PERSON												
Willful Murder*	3			2	2	2	47	50	25			
Neg. Homicide				1	2	1	1	1	1			
Forcible Rape*	6	1	2	59	8	13	346	62	82	1		1
Other Sex Crimes	30	3	4	164	25	28	978	147	246	1		
Kidnapping	2			5	1	1	202	6	51			
Robbery*	11			107	48	42	1,960	371	388	3		
Aggravated Assault*	89	50	50	254	107	142	5,255	449	1,991	1	2	1
Simple Assault	156	85	92	714	361	360	5,231	3,623	2,204	18	14	17
1997 TOTAL	297	139	148	1,306	554	589	14,020	4,709	4,988	24	16	19
1996 TOTAL	332	157	169	1,043	409	409	14,587	5,465	5,814	17	10	14
CRIME AGAINST PROPERTY												
Burglary*	221	25	14	841	130	106	7,441	506	442	5	1	1
Larceny*	623	33	33	2,996	508	415	30,920	6,073	5,064	483	12	20
Motor Vehicle Theft*	115	35	12	984	136	117	7,485	989	725	66	11	18
Arson*	5	1		56	3	3	545	41	44			
Forgery/Counterfeit	16	4	7	292	96	92	3,307	774	996	29	14	21
Fraud	53	3	5	157	15	29	2,515	133	558	56	15	36
Embezzlement				55	3	29	378	1	123	10	2	8
Stolen Property	8	7	7	9	10	8	314	74	121	1	4	
Vandalism	210	38	31	952	104	72	6,698	647	815	81	3	7
1997 TOTAL	1,251	146	109	6,342	1,005	871	59,603	9,238	8,888	731	62	111
1996 TOTAL	1,319	154	127	5,600	896	758	56,510	8,908	8,340	692	52	63
BEHAVIORAL CRIMES												
Weapon Laws	22	23	21	61	61	57	774	556	650	22	15	16
Prostitution							595	512	432			
Drug Laws	419	198	173	444	495	420	6,506	5,253	4,960	34	34	33
Gambling							8	10	5			
Crimes Against Family	11	2	4	81	7	8	277	23	95	1		
D.U.I.	453	419	448	568	469	568	1,713	1,515	1,712	40	39	40
Liquor Laws	37	40	37	100	172	99	2,133	1,932	1,687	2	2	2
Disorderly Conduct	11	5	7	325	113	92	3,397	355	1,099	44	21	27
All Other	376	105	151	237	145	121	8,457	3,645	5,164	40	27	25
Curfew	30	21	30	145	83	145	1,240	891	1,237			
Runaway Juveniles	109	7	76	500	147	441	3,244	618	745	3	1	1
1997 TOTAL	1,468	820	947	2,461	1,692	1,951	28,344	15,310	17,786	186	139	144
1996 TOTAL	1,255	835	970	2,169	1,607	1,636	24,896	14,939	19,459	155	126	128
GRAND TOTAL	3,016	1,105	1,204	10,109	3,251	3,411	101,967	29,257	31,662	941	217	274
* Index Total	1,073	145	111	5,299	942	840	53,999	8,541	8,761	559	26	41
Traffic Crime	302	154	302	372	180	372	4,851	2,349	4,851	54	43	54
Fish and Game Laws												
Marine Violations	11	11	11	1	1	1						

Population 1997	Troutdale PD 13,880			Multnomah County - O.L.C.C.			Multnomah County - O.S.P.			Multnomah County Totals 639,000		
	Offenses	Arrests	Cleared	Offenses	Arrests	Cleared	Offenses	Arrests	Cleared*	Offenses	Arrests	Cleared
CRIME AGAINST PERSON												
Willful Murder*	1	1	1							53	53	28
Neg. Homicide										2	3	2
Forcible Rape*	3	2	2				3			418	73	100
Other Sex Crimes	13	1	1				19	8		1,205	184	279
Kidnapping	3	1	2				2	1		214	9	54
Robbery*	6	1	1				1			2,088	420	431
Aggravated Assault*	16	10	12				11	9		5,626	627	2,196
Simple Assault	74	41	49				18	14		6,211	4,138	2,722
1997 TOTAL	116	57	68	0	0	0	54	32		15,817	5,507	5,812
1996 TOTAL	135	76	145	0	0	0	61	16	30	16,175	6,133	6,581
CRIME AGAINST PROPERTY												
Burglary*	103	14	9				2			8,613	676	572
Larceny*	394	46	48				36	8		35,452	6,680	5,580
Motor Vehicle Theft*	71	7	18				24	8		8,745	1,186	890
Arson*	3	2	1				4	3		613	50	48
Forgery/Counterfeit	22	2	5				8	1		3,674	891	1,121
Fraud	45	6	11				10			2,836	172	639
Embezzlement										443	6	160
Stolen Property	1	6	1				1	1		334	102	137
Vandalism	160	15	17				5	3		8,106	810	942
1997 TOTAL	799	98	110	0	0	0	90	24		68,816	10,573	10,089
1996 TOTAL	703	126	181	0	0	0	106	25	18	64,930	10,161	9,487
BEHAVIORAL CRIMES												
Weapon Laws	7	4	6				11	10		897	669	750
Prostitution							1	1		596	513	432
Drug Laws	30	21	27				96	81		7,529	6,082	5,613
Gambling							1	1		9	11	5
Crimes Against Family	2	2	2				17	4		389	38	109
D.U.I.	40	37	40				560	548		3,374	3,027	2,808
Liquor Laws	126	134	126	302	96	300	15	11		2,715	2,387	2,251
Disorderly Conduct	79	22	32	2		2	2	1		3,860	517	1,259
All Other	112	58	92	14	10	14	39	19		9,275	4,009	5,567
Curfew	34	22	34							1,449	1,017	1,446
Runaway Juveniles	53	8	46				1			3,910	781	1,309
1997 TOTAL	483	308	405	318	106	316	743	676		34,003	19,051	21,549
1996 TOTAL	644	420	699	184	89	169	686	634	663	29,989	18,650	23,724
GRAND TOTAL	1,398	463	583	318	106	316	887	732		118,636	35,131	37,450
* Index Total	597	83	92	0	0	0	81	28		61,608	9,765	9,845
Traffic Crime	72	41	72				373	329		6,024	3,096	5,651
Fish and Game Laws	6	1	6				315	315		321	316	6
Marine Violations							6	6		18	18	12

*Not available for 1997

Population 1997	Salem PD (Polk County) 15,235			Polk County - O.L.C.C.			Polk County - O.S.P.			Polk County Totals 57,400		
	Offenses	Arrests	Cleared*	Offenses	Arrests	Cleared	Offenses	Arrests	Cleared*	Offenses	Arrests	Cleared
CRIME AGAINST PERSON												
Willful Murder*										1	2	0
Neg. Homicide										0	0	0
Forcible Rape*	11	3	2							25	8	13
Other Sex Crimes	20	6	4				6	1		99	32	40
Kidnapping	2		1							8	3	5
Robbery*	15	9	7							23	14	11
Aggravated Assault*	4	1	1				1			43	13	28
Simple Assault	115	66	84				4	2		483	290	397
1997 TOTAL	167	85	99	0	0	0	11	3		682	362	494
1996 TOTAL	179	85	0	0	0	0	7	6	2	687	347	394
CRIME AGAINST PROPERTY												
Burglary*	96	12	98				1			367	79	152
Larceny*	445	81	72				3	2		1,720	249	466
Motor Vehicle Theft*	44	4	3				2			157	36	41
Arson*	2									15	7	6
Forgery/Counterfeit	33	3	7				1			90	14	44
Fraud	19	5	4							167	35	88
Embezzlement	1		1							1	0	1
Stolen Property	4	4	4							20	20	20
Vandalism	278	19	33							1,218	130	326
1997 TOTAL	922	128	222	0	0	0	7	2		3,755	570	1,144
1996 TOTAL	1,127	165	0	0	0	0	22	5	4	3,792	629	750
BEHAVIORAL CRIMES												
Weapon Laws	11	5	9				4	3		60	47	50
Prostitution	2		1							3	0	2
Drug Laws	47	43	41				5	7		260	219	241
Gambling										1	0	0
Crimes Against Family	7	2	4				1			34	6	24
D.U.I.	24	21	24				45	45		309	296	263
Liquor Laws	65	25	41	9		9	3	3		297	314	256
Disorderly Conduct	42	14	21				2	1		169	84	127
All Other	226	73	77				4	6		2,951	549	1,486
Curfew	32	23	32							160	115	160
Runaway Juveniles	70	32	46							369	170	229
1997 TOTAL	526	238	296	9	0	9	64	65		4,613	1,800	2,838
1996 TOTAL	492	192	0	5	0	5	81	77	77	4,465	1,999	2,765
GRAND TOTAL	1,615	451	617	9	0	9	82	70		9,050	2,732	4,476
* Index Total	617	110	183	0	0	0	7	2		2,351	408	717
Traffic Crime	48	34	48				27	24		618	385	591
Fish and Game Laws							32	32		32	32	0
Marine Violations										0	0	0

*Not available for 1996

*Not available for 1997

Population 1997	Sherman County Sheriff 1,900			Sherman County - O.L.C.C.			Sherman County - O.S.P.			Sherman County Totals 1,900		
	Offenses	Arrests	Cleared	Offenses	Arrests	Cleared	Offenses	Arrests	Cleared*	Offenses	Arrests	Cleared
CRIME AGAINST PERSON												
Willful Murder*										0	0	0
Neg. Homicide										0	0	0
Forcible Rape*										0	0	0
Other Sex Crimes	1	1	1				2			3	1	1
Kidnapping										0	0	0
Robbery*							1			1	0	0
Aggravated Assault*	2	2	2				1	1		3	3	2
Simple Assault	12	11	11				3	2		15	13	11
1997 TOTAL	15	14	14	0	0	0	7	3		22	17	14
1996 TOTAL	15	12	12	0	0	0	8	3	3	23	15	15
CRIME AGAINST PROPERTY												
Burglary*	13	5	3				2			15	5	3
Larceny*	34	5	6				2			36	5	6
Motor Vehicle Theft*	3						1			4	0	0
Arson*										0	0	0
Forgery/Counterfeit	3									3	0	0
Fraud							1			1	0	0
Embezzlement										0	0	0
Stolen Property	1	2	1							1	2	1
Vandalism	13	1	2				3			16	1	2
1997 TOTAL	67	13	12	0	0	0	9	0		76	13	12
1996 TOTAL	84	15	10	0	0	0	7	2	1	91	17	11
BEHAVIORAL CRIMES												
Weapon Laws	3	3	3				2	1		5	4	3
Prostitution										0	0	0
Drug Laws	8	6	9				6	6		14	12	9
Gambling										0	0	0
Crimes Against Family	1	1	1					1		1	2	1
D.U.I.	9	9	9				9	9		18	18	9
Liquor Laws	6	4	5							6	4	5
Disorderly Conduct	1	1	1				1	1		2	2	1
All Other	11	5	8				4	1		15	6	8
Curfew										0	0	0
Runaway Juveniles	1									1	0	0
1997 TOTAL	40	29	36	0	0	0	22	19		62	48	36
1996 TOTAL	40	38	32	0	0	0	34	34	33	74	72	65
GRAND TOTAL	122	56	62	0	0	0	38	22	0	160	78	62
* Index Total	52	12	11	0	0	0	7	1	0	59	13	11
Traffic Crime	21	17	21				5	5		26	22	21
Fish and Game Laws							22	22		22	22	0
Marine Violations							3	3		3	3	0

*Not available for 1997

Population 1997	Tillamook PD 4,340			Tillamook County - O.L.C.C.			Tillamook County - O.S.P.			Tillamook County Totals 23,800		
	Offenses	Arrests	Cleared	Offenses	Arrests	Cleared	Offenses	Arrests	Cleared*	Offenses	Arrests	Cleared
CRIME AGAINST PERSON												
Willful Murder*										0	0	0
Neg. Homicide										0	0	0
Forcible Rape*							2			6	1	1
Other Sex Crimes	8	5	3				11	4		51	26	17
Kidnapping										3	1	1
Robbery*	1									1	0	0
Aggravated Assault*	2	4	2				7	4		35	26	19
Simple Assault	67	50	52				19	14		229	187	164
1997 TOTAL	78	59	57	0	0	0	39	22		325	241	202
1996 TOTAL	67	63	54	0	0	0	38	17	21	290	191	204
CRIME AGAINST PROPERTY												
Burglary*	36	14	6				9	1		165	44	26
Larceny*	142	49	38				29	15		392	92	74
Motor Vehicle Theft*	7	4	4				9	2		46	19	14
Arson*							1	1		3	1	0
Forgery/Counterfeit	28	10	10				11	1		64	21	16
Fraud	17	9	8				2	1		37	15	13
Embezzlement										0	0	0
Stolen Property							2	1		4	2	1
Vandalism	36	10	8				2			194	43	37
1997 TOTAL	266	96	74	0	0	0	65	22		905	237	181
1996 TOTAL	131	39	55	0	0	0	38	11	6	1,015	310	252
BEHAVIORAL CRIMES												
Weapon Laws	2	2	2				17	14		38	30	20
Prostitution										0	0	0
Drug Laws	15	21	15				62	60		135	137	64
Gambling										0	0	0
Crimes Against Family	1	1					5	5		16	10	2
D.U.I.I	75	73	75				124	122		297	289	173
Liquor Laws	35	54	34	3		3	38	30		156	231	113
Disorderly Conduct	33	39	26				1	4		84	87	57
All Other	102	165	95				54	33		410	360	253
Curfew	21	13	21							33	21	33
Runaway Juveniles	14	39	13							59	52	41
1997 TOTAL	298	407	281	3	0	3	301	268		1,228	1,217	756
1996 TOTAL	84	126	75	1	0	1	232	243	228	1,198	1,170	976
GRAND TOTAL	642	562	412	3	0	3	405	312		2,458	1,695	1,139
* Index Total	188	71	50	0	0	0	57	23		648	183	134
Traffic Crime	19	9	19				39	33		104	62	65
Fish and Game Laws							349	349		349	349	0
Marine Violations							3	3		3	3	0

*Not available for 1997

Population 1997	Stanfield PD 1,770			Umatilla PD 3,375			Umatilla Tribal PD**		
	Offenses	Arrests	Cleared	Offenses	Arrests	Cleared	Offenses	Arrests	Cleared
CRIME AGAINST PERSON									
Willful Murder*				4	1	1			
Neg. Homicide				9	2	2	7	1	1
Forcible Rape*				1	3	1			
Other Sex Crimes	2		1	1	1	1	1		
Kidnapping				4	1	1	8	6	5
Robbery*				58	47	45	66	29	32
Aggravated Assault*	2	2							
Simple Assault	7	16	2						
1997 TOTAL	11	18	3	77	55	51	82	36	38
1996 TOTAL	14	19	7	64	55	53	55	20	22
CRIME AGAINST PROPERTY									
Burglary*	18	3		47	6	7	46	3	5
Larceny*	25	1	3	172	16	15	98	12	10
Motor Vehicle Theft*	3	3	2	22	6	2	15	10	5
Arson*				2			1		
Forgery/Counterfeit	1	1		7	2	2	3		
Fraud	2	2		26		1	16		
Embezzlement				1					
Stolen Property	1	1		1	3	1			
Vandalism	29	5	1	152	14	10	77	10	16
1997 TOTAL	79	16	6	430	47	38	256	35	36
1996 TOTAL	123	15	4	259	45	26	90	9	11
BEHAVIORAL CRIMES									
Weapon Laws		4		6	4	5	3	1	2
Prostitution		1							
Drug Laws	1	3		41	37	39	14	7	12
Gambling									
Crimes Against Family	1		1	4	2	2	3	1	2
D.U.I.	17	15	17	54	53	54	55	51	55
Liquor Laws		31		11	10	10	91	102	73
Disorderly Conduct	1	3	1	13	11	10	26	13	23
All Other	6	24	3	25	12	14	97	29	44
Curfew	14	4	14	5	4	5	10	4	10
Runaway Juveniles	3	5	1	22	11	11	58	2	16
1997 TOTAL	43	90	37	181	144	150	357	210	237
1996 TOTAL	20	51	15	214	190	174	123	59	63
GRAND TOTAL	133	124	46	688	246	239	695	281	311
* Index Total	48	9	5	252	31	27	169	31	25
Traffic Crime	15	9	15	54	35	54	50	31	50
Fish and Game Laws							3	3	
Marine Violations									

**Seven months reported for 1996

Population 1997	Umatilla County - O.L.C.C.			Umatilla County - O.S.P.			Umatilla County Totals 65,500		
	Offenses	Arrests	Cleared	Offenses	Arrests	Cleared*	Offenses	Arrests	Cleared
CRIME AGAINST PERSON									
Willful Murder*							2	1	2
Neg. Homicide							2	1	1
Forcible Rape*				9			36	6	11
Other Sex Crimes				12			104	22	35
Kidnapping				1	1		8	5	5
Robbery*							13	9	7
Aggravated Assault*				17	6		63	37	30
Simple Assault				26	13		748	475	463
1997 TOTAL	0	0	0	65	20		976	556	554
1996 TOTAL	0	0	0	96	52	73	970	555	558
CRIME AGAINST PROPERTY									
Burglary*				32	6		620	86	60
Larceny*				37	10		2,062	417	318
Motor Vehicle Theft*				23	7		271	85	82
Arson*				7	2		32	11	9
Forgery/Counterfeit				7	2		117	29	13
Fraud				3	1		157	9	27
Embezzlement							7	0	0
Stolen Property				3	4		6	12	2
Vandalism				4	2		1,319	179	151
1997 TOTAL	0	0	0	116	34		4,591	828	662
1996 TOTAL	0	0	0	128	39	51	4,321	873	734
BEHAVIORAL CRIMES									
Weapon Laws				16	10		82	51	52
Prostitution				1	2		1	3	0
Drug Laws				40	30		264	200	193
Gambling							0	0	0
Crimes Against Family				14	11		78	39	31
D.U.I.I				149	144		549	527	400
Liquor Laws	11	10	11	3	1		467	580	421
Disorderly Conduct				4	2		696	174	492
All Other	4	5	4	42	24		2,094	725	634
Curfew				1			360	298	358
Runaway Juveniles				1			311	75	164
1997 TOTAL	15	15	15	271	224		4,902	2,672	2,745
1996 TOTAL	5	4	1	288	261	279	4,214	2,541	2,506
GRAND TOTAL	15	15	15	452	278		10,469	4,056	3,961
* Index Total	0	0	0	125	31		3,099	652	519
Traffic Crime				101	97		410	300	308
Fish and Game Laws				143	143		147	147	1
Marine Violations				4	4		4	4	0

*Not available for 1997

Population 1997	Union County Sheriff 10,055			Elgin PD 1,745			La Grande PD 12,700		
	Offenses	Arrests	Cleared	Offenses	Arrests	Cleared	Offenses	Arrests	Cleared
CRIME AGAINST PERSON									
Willful Murder*								1	
Neg. Homicide							9	6	4
Forcible Rape*	2	1	1	2		1	17	5	4
Other Sex Crimes	6	5	3	5		1			
Kidnapping	2	3	2				4	1	2
Robbery*							15	19	13
Aggravated Assault*	8	11	7	1	1	1	65	68	57
Simple Assault	32	25	25	35	17	30	110	100	80
1997 TOTAL	50	45	38	43	18	33	114	115	82
1996 TOTAL	50	48	38	36	21	26			
CRIME AGAINST PROPERTY									
Burglary*	64	20	7	24	2	2	118	33	22
Larceny*	135	35	24	53	4	11	534	124	161
Motor Vehicle Theft*	7	10	5	4	1	2	32	10	17
Arson*	3	1	1				4	2	1
Forgery/Counterfeit	3	1	2	3		1	21	11	10
Fraud	31	9	11	15		2	59	17	20
Embezzlement	1		1						
Stolen Property	1	3	1				5	14	7
Vandalism	55	1	5	46	10	12	216	22	25
1997 TOTAL	300	80	57	145	17	30	989	233	263
1996 TOTAL	270	87	76	102	11	28	783	220	216
BEHAVIORAL CRIMES									
Weapon Laws	5	5	4	4	5	4	10	11	10
Prostitution									
Drug Laws	18	31	19	10	9	10	54	70	55
Gambling									
Crimes Against Family	7	4	4	4		1	15	9	9
D.U.I.	8	6	8	6	6	6	68	69	68
Liquor Laws	7	13	7	12	10	11	43	95	43
Disorderly Conduct				13	3	10	19	32	18
All Other	78	66	59	59	15	29	184	162	164
Curfew	1	1	1				22	11	22
Runaway Juveniles	7	2	4				42	22	39
1997 TOTAL	131	128	106	108	48	71	457	481	428
1996 TOTAL	121	106	102	101	58	77	422	496	348
GRAND TOTAL	481	253	201	296	83	134	1,556	814	771
* Index Total	219	78	45	84	8	17	716	195	220
Traffic Crime	14	8	14	3	1	3	52	42	52
Fish and Game Laws									
Marine Violations	2	2	2						

Population 1997	Union County - O.L.C.C.			Union County - O.S.P.			Union County Totals 24,500		
	Offenses	Arrests	Cleared	Offenses	Arrests	Cleared*	Offenses	Arrests	Cleared
CRIME AGAINST PERSON									
Willful Murder*							0	0	0
Neg. Homicide							0	1	0
Forcible Rape*				1			14	7	6
Other Sex Crimes				12	3		40	13	8
Kidnapping							2	3	2
Robbery*							4	1	2
Aggravated Assault*				3	2		27	33	21
Simple Assault				8	6		140	116	112
1997 TOTAL	0	0	0	24	11		227	174	151
1996 TOTAL	0	0	0	17	10	13	217	194	159
CRIME AGAINST PROPERTY									
Burglary*				9	1		215	56	31
Larceny*				19	8		741	171	196
Motor Vehicle Theft*				4	2		47	23	24
Arson*				1			8	3	2
Forgery/Counterfeit				4	1		31	13	13
Fraud				4	1		109	27	33
Embezzlement							1	0	1
Stolen Property				2	1		8	18	8
Vandalism				4	1		321	34	42
1997 TOTAL	0	0	0	47	15		1,481	345	350
1996 TOTAL	0	0	0	37	13	15	1,192	331	335
BEHAVIORAL CRIMES									
Weapon Laws				8	4		27	25	18
Prostitution							0	0	0
Drug Laws				9	8		91	118	84
Gambling							0	0	0
Crimes Against Family							26	13	14
D.U.I.				47	46		129	127	82
Liquor Laws	6		6	11	8		79	126	67
Disorderly Conduct							32	35	28
All Other				23	14		344	257	252
Curfew							23	12	23
Runaway Juveniles							49	24	43
1997 TOTAL	6	0	6	98	80		800	737	611
1996 TOTAL	1	0	1	112	104	109	757	764	637
GRAND TOTAL	6	0	6	169	106		2,508	1,256	1,112
* Index Total	0	0	0	37	13		1,056	294	282
Traffic Crime				57	49		126	100	69
Fish and Game Laws				72	72		72	72	0
Marine Violations				1	1		3	3	2

*Not available for 1997

Population 1997	Wallowa County - O.S.P.			Wallowa County Totals 7,300		
	Offenses	Arrests	Cleared*	Offenses	Arrests	Cleared
CRIME AGAINST PERSON						
Willful Murder*				1	1	1
Neg. Homicide				0	0	0
Forcible Rape*				0	0	0
Other Sex Crimes	3	1		5	1	1
Kidnapping				0	0	0
Robbery*				0	0	0
Aggravated Assault*	1			2	2	1
Simple Assault	2	1		44	37	37
1997 TOTAL	6	2		52	41	40
1996 TOTAL	7	4	7	49	35	41
CRIME AGAINST PROPERTY						
Burglary*	1			53	11	13
Larceny*	3	3		94	23	13
Motor Vehicle Theft*				8	2	3
Arson*				2	0	0
Forgery/Counterfeit				7	2	3
Fraud				19	3	7
Embezzlement				0	0	0
Stolen Property				0	0	0
Vandalism				45	8	9
1997 TOTAL	4	3		228	49	48
1996 TOTAL	5	2	0	263	76	75
BEHAVIORAL CRIMES						
Weapon Laws		1		1	4	1
Prostitution				0	0	0
Drug Laws				20	17	15
Gambling				0	0	0
Crimes Against Family	2	2		8	2	1
D.U.I.I	14	14		36	33	22
Liquor Laws	5	5		45	52	40
Disorderly Conduct				6	3	4
All Other	4	2		99	69	64
Curfew				5	4	5
Runaway Juveniles				5	1	1
1997 TOTAL	25	24		225	185	153
1996 TOTAL	24	25	22	195	151	158
GRAND TOTAL	35	29		505	275	241
* Index Total	5	3		160	39	31
Traffic Crime	2	2		10	8	8
Fish and Game Laws	80	80		80	80	0
Marine Violations				0	0	0

*Not available for 1997

Population 1997	Wasco County - O.S.P.			Wasco County Totals 22,600		
	Offenses	Arrests	Cleared*	Offenses	Arrests	Cleared
CRIME AGAINST PERSON						
Willful Murder*				1	1	1
Neg. Homicide				0	0	0
Forcible Rape*				10	3	8
Other Sex Crimes	4			60	9	25
Kidnapping	2	1		5	1	2
Robbery*	1	1		14	6	5
Aggravated Assault*	4	2		36	26	25
Simple Assault	10	10		244	179	178
1997 TOTAL	21	14		370	225	244
1996 TOTAL	17	10	14	309	193	317
CRIME AGAINST PROPERTY						
Burglary*	2			222	33	42
Larceny*	8	2		857	215	174
Motor Vehicle Theft*	2	1		82	35	25
Arson*	1	2		9	7	2
Forgery/Counterfeit	4	2		66	29	28
Fraud	1			55	17	24
Embezzlement				0	0	0
Stolen Property				0	0	0
Vandalism	4	1		426	36	42
1997 TOTAL	22	8		1,717	372	337
1996 TOTAL	19	8	7	1,582	354	650
BEHAVIORAL CRIMES						
Weapon Laws	11	7		43	39	29
Prostitution				0	0	0
Drug Laws	46	41		197	194	120
Gambling				0	0	0
Crimes Against Family	1			27	4	12
D.U.I.I	179	178		380	386	174
Liquor Laws	29	33		140	195	102
Disorderly Conduct	6	4		100	75	57
All Other	12	7		407	225	234
Curfew				102	83	102
Runaway Juveniles	1	1		144	46	92
1997 TOTAL	285	271		1,540	1,247	922
1996 TOTAL	152	160	150	1,344	1,081	1,590
GRAND TOTAL	328	293		3,627	1,844	1,503
* Index Total	18	8		1,231	326	282
Traffic Crime	87	76		299	220	199
Fish and Game Laws	111	111		111	111	0
Marine Violations	42	42		42	42	0

*Not available for 1997

	Gaston PD** 620			Hillsboro PD 58,365			King City PD 2,140			North Plains PD 1,655		
	Offenses	Arrests	Cleared	Offenses	Arrests	Cleared*	Offenses	Arrests	Cleared	Offenses	Arrests	Cleared
Population 1997												
CRIME AGAINST PERSON												
Willful Murder*				1	1							
Neg. Homicide												
Forcible Rape*				19	2							
Other Sex Crimes				67	12							
Kidnapping				12	7							
Robbery*				48	23		2			1		
Aggravated Assault*				64	45							
Simple Assault				385	260		2	1		9	5	6
1997 TOTAL	0	0	0	596	350	0	4	1	0	10	5	6
1996 TOTAL	4	2	4	567	0	0	4	5	1	11	3	3
CRIME AGAINST PROPERTY												
Burglary*				462	52		7			9	2	2
Larceny*				1,897	478		14	3		24	1	1
Motor Vehicle Theft*				406	72		3	2		4	4	1
Arson*				25	8							
Forgery/Counterfeit				276	87		6	1		9	3	3
Fraud				114	25		9			1		1
Embezzlement												
Stolen Property				40	21		1					
Vandalism				966	135		8			11	1	1
1997 TOTAL	0	0	0	4,186	878	0	48	6	0	58	11	9
1996 TOTAL	36	3	4	3,154	0	0	43	9	1	51	7	9
BEHAVIORAL CRIMES												
Weapon Laws				63	45							
Prostitution				4	3							
Drug Laws				237	215					9	4	9
Gambling												
Crimes Against Family				7								
D.U.I.				296	262		4	4	4	18	17	18
Liquor Laws				213	178							
Disorderly Conduct				84	84			1		12	4	9
All Other				999	549		1	2		10	6	7
Curfew				107	168							
Runaway Juveniles				435	145					5	4	5
1997 TOTAL	0	0	0	2,445	1,649	0	5	7	4	54	35	48
1996 TOTAL	13	7	11	1,002	0	0	12	12	11	45	40	42
GRAND TOTAL	0	0	0	7,227	2,877	0	57	14	4	122	51	63
* Index Total	0	0	0	2,922	681	0	26	5	0	38	7	4
Traffic Crime				664	243	0	8	7	8	43	24	43
Fish and Game Laws												
Marine Violations												

**No reports received for 1997

*Not available for 1996 or 1997

Population 1997	Washington County - O.L.C.C.			Washington County - O.S.P.			Washington County Totals 385,000		
	Offenses	Arrests	Cleared	Offenses	Arrests	Cleared*	Offenses	Arrests	Cleared
CRIME AGAINST PERSON									
Willful Murder*							3	2	2
Neg. Homicide							1	3	1
Forcible Rape*				2	1		93	22	28
Other Sex Crimes				9	2		491	105	170
Kidnapping				3	1		61	17	20
Robbery*							292	129	90
Aggravated Assault*				3	1		441	198	224
Simple Assault				11	9		1,931	1,491	1,163
1997 TOTAL	0	0	0	28	14		3,313	1,967	1,698
1996 TOTAL	0	0	0	15	9	10	3,156	1,610	1,557
CRIME AGAINST PROPERTY									
Burglary*				3	1		2,613	373	292
Larceny*				10			12,992	3,177	2,431
Motor Vehicle Theft*				10	3		1,765	346	295
Arson*				7	3		121	39	23
Forgery/Counterfeit				4	3		1,248	384	379
Fraud				9			817	136	250
Embezzlement							108	1	70
Stolen Property				2			92	62	43
Vandalism				4	1		4,688	553	555
1997 TOTAL	0	0	0	49	11		24,444	5,071	4,338
1996 TOTAL	0	0	0	36	13	15	22,885	4,058	4,082
BEHAVIORAL CRIMES									
Weapon Laws				4	2		285	194	195
Prostitution							11	12	7
Drug Laws				8	7		1,098	920	773
Gambling							1	0	0
Crimes Against Family				8	8		152	52	62
D.U.I.				83	82		1,676	1,527	1,297
Liquor Laws	31	9	31	7	8		847	1,023	602
Disorderly Conduct				5	4		1,487	514	834
All Other	3	1	3	23	18		3,052	1,713	1,202
Curfew							935	816	828
Runaway Juveniles					1		2,016	450	1,235
1997 TOTAL	34	10	34	138	130		11,560	7,221	7,035
1996 TOTAL	67	7	64	121	101	116	10,203	5,466	7,090
GRAND TOTAL	34	10	34	215	155		39,317	14,259	13,071
* Index Total	0	0	0	35	9		18,320	4,286	3,385
Traffic Crime				113	107		2,608	1,475	1,831
Fish and Game Laws				85	85		85	85	0
Marine Violations							0	0	0

*Not available for 1997

Population 1997	Wheeler County Sheriff 1,600			Wheeler County - O.L.C.C.			Wheeler County - O.S.P.			Wheeler County Totals 1,600		
	Offenses	Arrests	Cleared	Offenses	Arrests	Cleared	Offenses	Arrests	Cleared*	Offenses	Arrests	Cleared
CRIME AGAINST PERSON												
Willful Murder*										0	0	0
Neg. Homicide										0	0	0
Forcible Rape*										0	0	0
Other Sex Crimes	4	1	1				1	1		5	2	1
Kidnapping										0	0	0
Robbery*	1									1	0	0
Aggravated Assault*	1									1	0	0
Simple Assault	9	1	1				1	1		10	2	1
1997 TOTAL	15	2	2	0	0	0	2	2		17	4	2
1996 TOTAL	12	1	0	0	0	0	3	1	1	15	2	1
CRIME AGAINST PROPERTY												
Burglary*	11						1			12	0	0
Larceny*	26		1				3			29	0	1
Motor Vehicle Theft*	1	2								1	2	0
Arson*										0	0	0
Forgery/Counterfeit	1									1	0	0
Fraud	1									1	0	0
Embezzlement										0	0	0
Stolen Property										0	0	0
Vandalism	7						1			8	0	0
1997 TOTAL	47	2	1	0	0	0	5	0		52	2	1
1996 TOTAL	57	1	2	0	0	0	0	0	0	57	1	2
BEHAVIORAL CRIMES												
Weapon Laws										0	0	0
Prostitution										0	0	0
Drug Laws	2	2					1	1		3	3	0
Gambling										0	0	0
Crimes Against Family	7	1					1	1		8	2	0
D.U.I.I	3	3	3				6	6		9	9	3
Liquor Laws	11	6								11	6	0
Disorderly Conduct										0	0	0
All Other	24	3	5				2			26	3	5
Curfew										0	0	0
Runaway Juveniles	3						1			4	0	0
1997 TOTAL	50	15	8	0	0	0	11	8		61	23	8
1996 TOTAL	62	6	3	0	0	0	14	12	11	76	18	14
GRAND TOTAL	112	19	11	0	0	0	18	10		130	29	11
* Index Total	40	2	1	0	0	0	4	0		44	2	1
Traffic Crime							5	3		5	3	0
Fish and Game Laws							25	25		25	25	0
Marine Violations										0	0	0

*Not available for 1997

Population 1997	Yamhill County Sheriff 32,665			Amity PD** 1,195			Carlton PD 1,500			Dundee PD 2,620		
	Offenses	Arrests	Cleared	Offenses	Arrests	Cleared	Offenses	Arrests	Cleared	Offenses	Arrests	Cleared
CRIME AGAINST PERSON												
Willful Murder*												
Neg. Homicide		1										
Forcible Rape*	13	3	6									
Other Sex Crimes	52	30	35									
Kidnapping	9	2	4									
Robbery*	5		2								3	
Aggravated Assault*	43	15	30									
Simple Assault	229	146	166				6	4	4		5	
1997 TOTAL	351	197	243	0	0	0	6	4	4	0	8	0
1996 TOTAL	295	137	183	8	26	3	9	5	5	0	4	0
CRIME AGAINST PROPERTY												
Burglary*	223	44	27									
Larceny*	716	113	144				8	4	5	4		
Motor Vehicle Theft*	82	33	26				1			1		
Arson*	13	5	6									
Forgery/Counterfeit	54	15	18									
Fraud	48	8	14									
Embezzlement												
Stolen Property	10	7	9									
Vandalism	335	54	74				1					
1997 TOTAL	1,481	279	318	0	0	0	10	4	5	5	0	0
1996 TOTAL	2,186	476	555	64	19	3	24	8	11	32	2	0
BEHAVIORAL CRIMES												
Weapon Laws	17	9	12									
Prostitution	2		1									
Drug Laws	79	77	65				1	1	1			
Gambling												
Crimes Against Family	26		6									
D.U.I.	205	189	202				3	3	3	60	59	60
Liquor Laws	81	162	79									
Disorderly Conduct	36	32	26								1	
All Other	536	263	232				1	1	1			
Curfew	65	57	65									
Runaway Juveniles	117	18	52									
1997 TOTAL	1,164	807	740	0	0	0	5	5	5	60	60	60
1996 TOTAL	1,317	947	1,135	37	38	21	22	19	16	37	41	37
GRAND TOTAL	2,996	1,283	1,301	0	0	0	21	13	14	65	68	60
* Index Total	1,095	213	241	0	0	0	9	4	5	5	3	0
Traffic Crime	223	121	223							9	6	9
Fish and Game Laws												
Marine Violations												

**No reports received for 1997

Population 1997	Yamhill County - O.L.C.C.			Yamhill County - O.S.P.			Yamhill County Totals 79,200		
	Offenses	Arrests	Cleared	Offenses	Arrests	Cleared*	Offenses	Arrests	Cleared
CRIME AGAINST PERSON									
Willful Murder*							2	3	2
Neg. Homicide							0	1	0
Forcible Rape*							35	10	12
Other Sex Crimes				3			142	57	94
Kidnapping				1			17	3	6
Robbery*				1			28	9	12
Aggravated Assault*							130	26	100
Simple Assault				1			540	353	414
1997 TOTAL	0	0	0	6	0		894	462	640
1996 TOTAL	0	0	0	14	8	7	938	453	624
CRIME AGAINST PROPERTY									
Burglary*							551	119	110
Larceny*				5	1		2,927	589	1,071
Motor Vehicle Theft*				4			249	77	101
Arson*				3	3		47	14	18
Forgery/Counterfeit				14	2		202	68	80
Fraud							262	23	147
Embezzlement							1	0	0
Stolen Property							20	24	15
Vandalism				2	1		1,301	172	508
1997 TOTAL	0	0	0	28	7		5,560	1,086	2,050
1996 TOTAL	0	0	0	21	5	3	5,375	1,015	1,812
BEHAVIORAL CRIMES									
Weapon Laws				3	3		51	32	40
Prostitution							5	2	3
Drug Laws				11	9		248	191	208
Gambling				1	1		1	1	0
Crimes Against Family				3	3		144	5	89
D.U.I.				33	32		506	466	470
Liquor Laws	5		5	3	3		310	417	302
Disorderly Conduct							110	89	98
All Other				3	3		2,086	894	1,569
Curfew							311	245	311
Runaway Juveniles				1	1		442	135	344
1997 TOTAL	5	0	5	58	55		4,214	2,477	3,434
1996 TOTAL	7	0	7	54	46	51	4,378	2,653	3,594
GRAND TOTAL	5	0	5	92	62		10,668	4,025	6,124
* Index Total	0	0	0	13	4		3,969	847	1,426
Traffic Crime				32	32		498	305	466
Fish and Game Laws				62	62		62	62	0
Marine Violations				2	2		2	2	0

*Not available for 1997

SECTION 9

ABBREVIATED CRIME REPORTING DEFINITIONS

This page is intentionally blank.

CRIMES AGAINST PERSONS

Crimes Against Persons include criminal offenses where the victim is present and the act is violent, threatening or has the potential of being physically harmful.

WILLFUL MURDER and NON-NEGLIGENT MANSLAUGHTER - The willful (non-negligent) killing of one human being by another.

NEGLIGENT HOMICIDE - The killing of another person through gross negligence.

Offenses - Exclude motor vehicle traffic deaths.

Arrests - Include persons arrested for motor vehicle traffic death.

FORCIBLE RAPE - The carnal knowledge of a female, forcibly and against her will.

OTHER SEX CRIMES - Covers offenses such as Statutory Rape, Molest, Indecent Exposure, Sodomy and Other offenses against common decency, moral and the like. (Does not include Forcible Rape, Prostitution and Commercialized Vice).

KIDNAPPING - The substantial interference with another person's liberty without consent or legally authority.

ROBBERY - The taking or attempting to take anything of value from the care, custody or control of a person or persons by force or threat of force or violence or by putting the victim in fear.

AGGRAVATED ASSAULT - An unlawful attack by one person upon another for the purpose of inflicting severe or aggravated bodily injury. Although actual injury is not a requirement, this type of assault usually in accompanied by the use of a weapon or by means likely to produce death or great bodily harm.

SIMPLE ASSAULT - Assaults which are limited to the use of physical force and result in little or no injury to the victim.

CRIMES AGAINST PROPERTY

Crimes Against Property include offenses that involve taking something of value by theft or deception or the destruction of property.

BURGLARY - The unlawful entry of a structure or dwelling with intent to commit a felony or a theft.

LARCENY - The unlawful taking, carrying, leading, or riding away of property from the possession or constructive possession of another.

MOTOR VEHICLE THEFT - The theft or attempted theft of a motor vehicle.

ARSON - Any willful or malicious burning or attempt to burn, with or without intent to defraud, a dwelling house, public building, motor vehicle, or aircraft, personal property or another, etc.

FORGERY - Forgery and counterfeiting are treated as allied offenses. In this classification are placed all offenses dealing with the making, altering, uttering or possessing, with intent to defraud, anything false in the semblance of that which is true.

FRAUD - Fraudulent conversion and obtaining money or property by false pretenses.

EMBEZZLEMENT - Misappropriation or misapplication of money or property entrusted to one's care, custody or control.

STOLEN PROPERTY OFFENSES - Included in this classification are all offenses of buying, receiving and possessing stolen property, as well as all attempts to commit any of these offenses.

VANDALISM - Consists of the willful or malicious destruction, injury, disfigurement or defacement of any public or private property.

BEHAVIORAL CRIMES

Behavioral Crimes include criminal offenses that violate laws relating to personal conduct, responsibility and public order. Although not necessarily violent, or property offenses in themselves, they may often contribute to other criminal acts.

WEAPONS REGULATION LAWS - Carrying possessing, etc.

PROSTITUTION - Included here are the sex offenses of a commercialized nature.

DRUG LAWS - Included are all violations of state and local laws, specifically those relating to the unlawful possession, sales, use, growing and manufacturing of illegal drugs.

GAMBLING - All offenses which relate to promoting, permitting, or engaging in gambling are included in this category.

CRIMES AGAINST FAMILY - Included here are offenses such as abandonment, neglect of children, custodial interference and non-support. (Physical abuse would be reported as an assault).

D. U. I. I. - Driving or operating any vehicle or common carrier while under the influence of liquor or drugs.

LIQUOR LAWS - With the exception of Driving Under the Influence all liquor law violations, state or local, are placed in this classification.

DISORDERLY CONDUCT - In this classification are placed all offenses which constitute a breach of the peace.

ALL OTHER OFFENSES - Except Traffic - Included is every other state or local offense, not listed elsewhere.

JUVENILE CURFEW VIOLATIONS - Local curfew or juvenile loitering ordinances where such laws exist.

RUNAWAY JUVENILES - Runaway juveniles when reported by their parents or guardians.

TRAFFIC CRIMES - Serious traffic offenses which are classified as a misdemeanor or felony as defined by the Oregon Motor Vehicle Code.

FISH and GAME - Sporting, personal use, commercial fishing and game violations.

MARINE VIOLATIONS -Marine boating violations.

This page is intentionally blank.