

SECTION 4
STATEWIDE
BEHAVIORAL CRIMES
OFFENSE and ARREST PROFILE

OREGON CRIME CLOCK

1 Behavioral Crime every 3.5 minutes

1 Weapon Law Violation
every 2.3 hours

1 Prostitution Violation
every 9.9 hours

1 Crime Against Family
every 3.7 hours

1 Disorderly Conduct
every 32.3 minutes

1 Drug Law Violation
every 29.2 minutes

1 DUII Violation
every 21.9 minutes


1 Runaway Juvenile
every 37.8 minutes

1 Gambling Violation
every 9.9 days

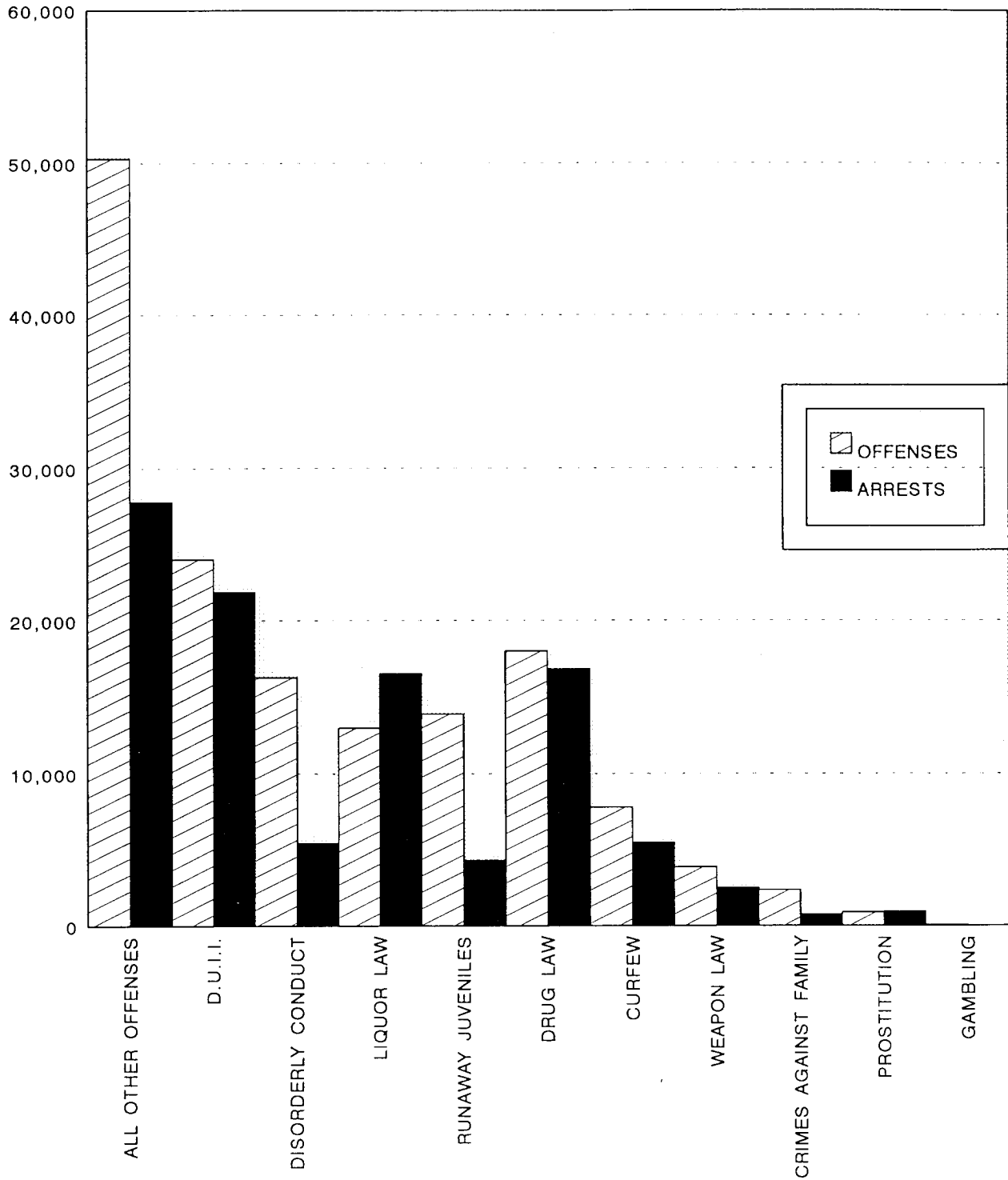
1 Liquor Law Violation
every 40.5 minutes

1 Curfew Violation
every 1.1 hours

1 All Other (Except Traffic)
every 10.5 minutes



STATEWIDE BEHAVIORAL CRIMES, 1996



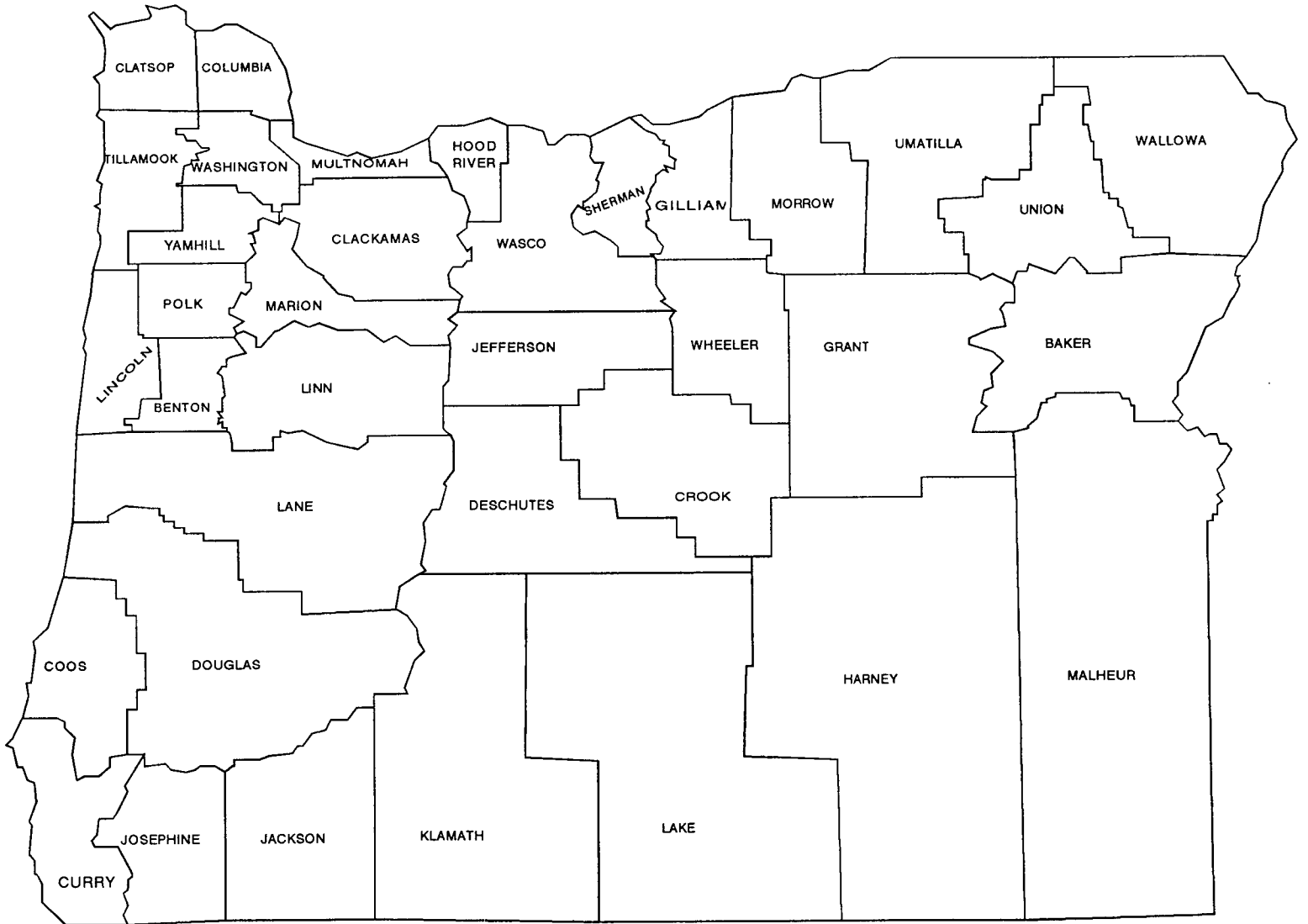
OFFENSES	50,289	23,985	16,293	12,992	13,923	18,021	7,800	3,845	2,342	889	37
ARRESTS	27,755	21,844	5,410	16,537	4,287	16,847	5,451	2,472	762	933	24

STATEWIDE BEHAVIORAL CRIMES, 1996

CLASSIFICATION	1996 OFFENSES	PERSONS ARRESTED				PROPERTY	
		ADULT	JUVENILE	MALE *	FEMALE *	LOSS VALUE *	RECOVERED VALUE *
WEAPON LAWS							
Possess Illegally	976	524	159	612	49		
Carry Concealed	996	558	245	723	66		
Ex-Con in Possession	942	585	6	505	27		
Other	931	278	117	357	22		
TOTAL	3,845	1,945	527	2,197	164		NOT APPLICABLE
PROSTITUTION							
Engage In	597	653	8	400	261		
Promote	24	25	4	21	7		
Compel	20	11		8	3		
Other	248	224	8	49	182		
TOTAL	889	913	20	478	453		NOT APPLICABLE
DRUG LAWS							
Narcotics	5,930	5,410	386	4,584	1,166		
Marijuana	7,791	5,081	2,049	5,572	1,103		
Synthetic Narcotics	622	542	33	387	168		
Other Dangerous Drugs	3,678	3,176	170	2,236	915		
TOTAL	18,021	14,209	2,638	12,779	3,352		NOT APPLICABLE
GAMBLING							
Booking	1	2		2			
Numbers & Lottery	1						
Illegal Games	26	8		7	1		
Illegal Devices	2	3		2	1		
Illegal Payoff							
Other	7	7	4	11			
TOTAL	37	20	4	22	2		NOT APPLICABLE
OFFENSES AGAINST FAMILY							
Child Abandonment	70	8		1	7		
Child Neglect	1,390	500	8	161	327		
Non-Support	9	10	1	8	3		
Custodial Interference	447	64	3	29	36		
Other	426	159	9	59	43		
TOTAL	2,342	741	21	258	416		NOT APPLICABLE
D. U. I. I.							
Under .08	1,340	1,167	73	1,033	188		
.08 thru .14 Alcohol	6,113	5,720	106	4,827	937		
.15 thru .19 Alcohol	5,823	5,528	39	4,494	995		
.20 or Above Alcohol	3,488	3,293	15	2,722	555		
BA Refused	4,258	3,842	13	3,256	541		
BA Not Given	547	482	5	384	88		
Of Drugs	644	470	14	351	110		
Undetermined	1,772	1,067	10	888	189		
TOTAL	23,985	21,569	275	17,955	3,603		NOT APPLICABLE
LIQUOR LAWS							
Minor in Possession	8,010	6,531	5,974	9,022	2,965		
Illegal Make, Possess, Sell	17	11	1	8	4		
Illegal Establishment Operat	6	6	2	5	3		
Drinking in Public	2,116	2,608	9	2,371	246		
Furnishing	1,180	956	98	772	229		
Importing	3	3		2	1		
License Violation	136	14	2	8	8		
Minor on Premise	50	33	6	28	11		
Other	1,474	267	16	213	66		
TOTAL	12,992	10,429	6,108	12,429	3,533		NOT APPLICABLE
DISORDERLY CONDUCT							
	16,293	4,091	1,319	4,201	1,071		
ALL OTHER							
Trespass	14,489	6,831	2,511	7,490	1,671		
Escape your Custody	464	189	27	185	20		
Blackmail/Extortion	55	14	3	14	3	607	6
Bomb Threat	375	4	8	4	6		
Other Criminal Threat	10,010	1,712	576	1,650	409		
Shoot in Prohib. Area	1,332	29	18	44	2		
Animal Ordinances	8,633	2,211	95	1,160	1,110		
Garbage/Littering	1,514	632	82	562	120		
Other	13,417	8,227	4,586	9,406	3,078		
TOTAL	50,289	19,849	7,906	20,515	6,419	607	6
CURFEW							
	7,800		5,451	3,520	1,834		NOT APPLICABLE
RUNAWAY							
Male Juvenile	5,887		1,792	1,759			
Female Juvenile	8,036		2,495	2,465			
TOTAL	13,923		4,287	1,759	2,465		NOT APPLICABLE
BEHAVIORAL CRIME							
TOTAL	150,416	73,766	28,556	76,113	23,312	607	6

* Persons Arrested Male & Female and Property Loss & Recovered columns of this table do not include data from Douglas County Sheriff's Department or Hillsboro Police Department

OREGON COUNTY MAP



COUNTY FIVE YEAR PROFILE OF BEHAVIORAL CRIMES

	1992	1993	1994	1995	1996
BAKER	523	532	496	562	671
BENTON	3,908	3,698	3,999	3,866	3,657
CLACKAMAS	7,284	7,391	7,828	8,459	10,102
CLATSOP	3,205	3,114	3,515	3,474	2,894
COLUMBIA	1,844	1,831	1,770	2,109	2,108
COOS	4,800	4,360	4,699	5,482	5,152
CROOK	817	869	899	1,072	1,331
CURRY	685	636	734	899	721
DESCHUTES	2,877	3,164	3,604	3,766	4,334
DOUGLAS	4,698	5,057	5,638	4,874	5,966
GILLIAM	31	43	57	56	85
GRANT	253	224	258	214	262
HARNEY	114	132	165	119	223
HOOD RIVER	737	734	685	772	897
JACKSON	8,274	9,450	8,396	5,459	4,617
JEFFERSON	949	781	955	1,191	1,059
JOSEPHINE	5,565	4,724	2,816	2,674	2,888
KLAMATH	1,490	1,537	1,809	2,097	1,999
LAKE	221	163	184	223	168
LANE	11,777	11,676	12,237	12,333	13,828
LINCOLN	2,466	2,541	2,824	2,677	2,996
LINN	7,808	8,527	7,169	8,638	8,678
MALHEUR	1,374	1,302	1,846	1,886	2,205
MARION	15,156	15,759	16,107	16,728	16,360
MORROW	198	223	214	320	321
MULTNOMAH	25,563	26,230	28,401	29,865	29,989
POLK	3,707	4,094	4,179	4,234	4,465
SHERMAN	54	75	50	49	74
TILLAMOOK	1,069	968	973	1,148	1,198
UMATILLA **	2,173	1,999	2,362	4,482	4,214
UNION	928	740	850	850	757
WALLOWA	172	233	206	220	195
WASCO	1,220	1,039	1,223	1,322	1,344
WASHINGTON	9,325	9,351	9,546	11,080	10,204
WHEELER	45	53	39	52	76
YAMHILL	5,215	5,030	5,465	5,216	4,378
TOTAL	136,525	138,280	142,198	148,468	150,416

** Umatilla County - Pendleton Police Department submitted no reports for 1992, 1993 or 1994, but resumed reporting for 1995.

STATEWIDE TEN YEAR OFFENSE, POPULATION and RATE PROFILE

YEAR	POPULATION	BEHAVIORAL CRIMES	RATE PER 10,000 POPULATION
1987	2,690,000	106,802	397.0
1988	2,741,000	114,813	418.9
1989	2,791,000	133,826	479.5
1990	2,844,000	136,910	481.4
1991	2,930,000	137,433	469.1
1992	2,979,000	136,525	458.3
1993	3,038,000	138,280	455.2
1994	3,082,000	142,198	461.4
1995	3,132,000	148,468	474.0
1996	3,181,000	150,416	472.9

STATEWIDE DRUG LAW OFFENSES by TYPE OF DRUG and ACTIVITY - 1996								
TOTAL		Possess for Sale	Possess for Use	Furnish	Transpt/ Mfg/ Cultivate	Obtain Unlawful	Tamper w/Record	Other
9	Opium	1	6		1		1	
1,490	Heroin	653	794	25	7		1	10
9	Morphine	2	5		1	1		
3,334	Cocaine	1,224	2,050	22	17	1	7	13
49	Codeine	2	14	1		18	14	
797	Other Narcotic	107	276	4	12	25	37	336
5,688	NARCOTIC TOTAL	1,989	3,145	52	38	45	60	359
27	Hashish	10	15		2			
2,104	Marij. Over Oz	712	859	25	471	2	1	34
5,350	Marij. Under Oz	656	4,421	53	170	2		48
7,481	MARIJUANA TOTAL	1,378	5,295	78	643	4	1	82
613	SYNTHETIC TOTAL	151	370	20	23	4	27	18
3,551	OTHER DANGEROUS DRUG TOTAL	1,059	2,065	79	147	14	51	136
17,333	DRUG LAW OFFENSE TOTAL	4,577	10,875	229	851	67	139	595

STATEWIDE DRUG LAW ARRESTS by TYPE OF DRUG and ACTIVITY - 1996								
TOTAL		Possess for Sale	Possess for Use	Furnish	Transpt/ Mfg/ Cultivate	Obtain Unlawful	Tamper w/Record	Other
11	Opium	1	3		5		1	1
1,624	Heroin	310	1,276	8	3			27
5	Morphine	2	3					
3,359	Cocaine	421	2,891	17	19		1	10
31	Codeine	1	14	2		2	12	
720	Other Narcotic	61	152	3	9	5	19	471
5,750	NARCOTIC TOTAL	796	4,339	30	36	7	33	509
17	Hashish	5	12					
1,087	Marij. Over Oz	549	322	13	173	7		23
5,571	Marij. Under Oz	393	5,013	27	77	2		59
6,675	MARIJUANA TOTAL	947	5,347	40	250	9		82
555	SYNTHETIC TOTAL	147	348	17	15	1	15	12
3,151	OTHER DANGEROUS DRUG TOTAL	810	2,006	50	155	7	28	95
16,131	DRUG LAW ARREST TOTAL	2,700	12,040	137	456	24	76	698

These tables do not include data for the Douglas County Sheriff's Department or Hillsboro Police Department

DRUG OFFENSES by COUNTY and TYPE - 1996

COUNTY	TOTAL	Heroin	Cocaine	Other Narcotic	NARCOTIC TOTAL	Marij Over Oz	Marij Under Oz	Hashish	MARIJ TOTAL	SYNTHETIC NARCOTIC	OTHER DANGER DRUGS
BAKER	59		2	8	10	6	23		29	5	15
BENTON	261	15	4	5	24	101	53		154	2	81
CLACKAMAS	1,029	7	22	504	533	60	373		433	17	46
CLATSOP	193	4	56	7	67	12	98		110	9	7
COLUMBIA	160	1	3	3	7	15	115		130	12	11
COOS	205	3		14	17	38	89		127	8	53
CROOK	83		1	1	2	3	21		24		57
CURRY	89	2		2	4	15	58		73		12
DESCHUTES	569	5	4	11	20	50	297		347	31	171
DOUGLAS **	284		9	5	14	15	175		190	43	37
GILLIAM	3				0		3		3		
GRANT	18			2	2	1	11		12	2	2
HARNEY	38		4	1	5	1	20		21	4	8
HOOD RIVER	95		3	10	13	7	65		72	2	8
JACKSON	1,033	35	20	29	84	250	253	2	505	18	426
JEFFERSON	141		10		10	9	63		72		59
JOSEPHINE	403	3	1	4	8	105	164		269	19	107
KLAMATH	345	10	4	14	28	15	103		118	74	125
LAKE	11				0		7		7		4
LANE	2,489	246	279	39	564	222	1,014	7	1,243	33	649
LINCOLN	262	4	4	8	16	50	139		189	11	46
LINN	574	7	1	55	63	37	298		335	27	149
MALHEUR	82	1	8		9	8	38		46	16	11
MARION	1,193	108	99	18	225	354	171	4	529	20	419
MORROW	42		1	1	2	7	16		23	17	
MULTNOMAH	5,719	1,002	2,703	18	3,723	315	811	10	1,136	132	728
POLK	203	5	5		10	125	23		148	1	44
SHERMAN	18		1	1	2	2	12		14		2
TILLAMOOK	118	1	1	1	3	13	84		97	12	6
UMATILLA	244	2	7	19	28	16	135	1	152	20	44
UNION	65			7	7	3	40		43	9	6
WALLOWA	7				0		6		6		1
WASCO	139	2	1	17	20	17	67		84		35
WASHINGTON **	874	26	68	58	152	81	465	3	549	61	112
WHEELER	2		1		1	1			1		
YAMHILL	283	3	11	1	15	150	40		190	8	70
TOTAL OFFENSES	17,333	1,492	3,333	863	5,688	2,104	5,350	27	7,481	613	3,551

** Douglas County - Does not include data from Douglas County Sheriff's Department

** Washington County - Does not include data from Hillsboro Police Department

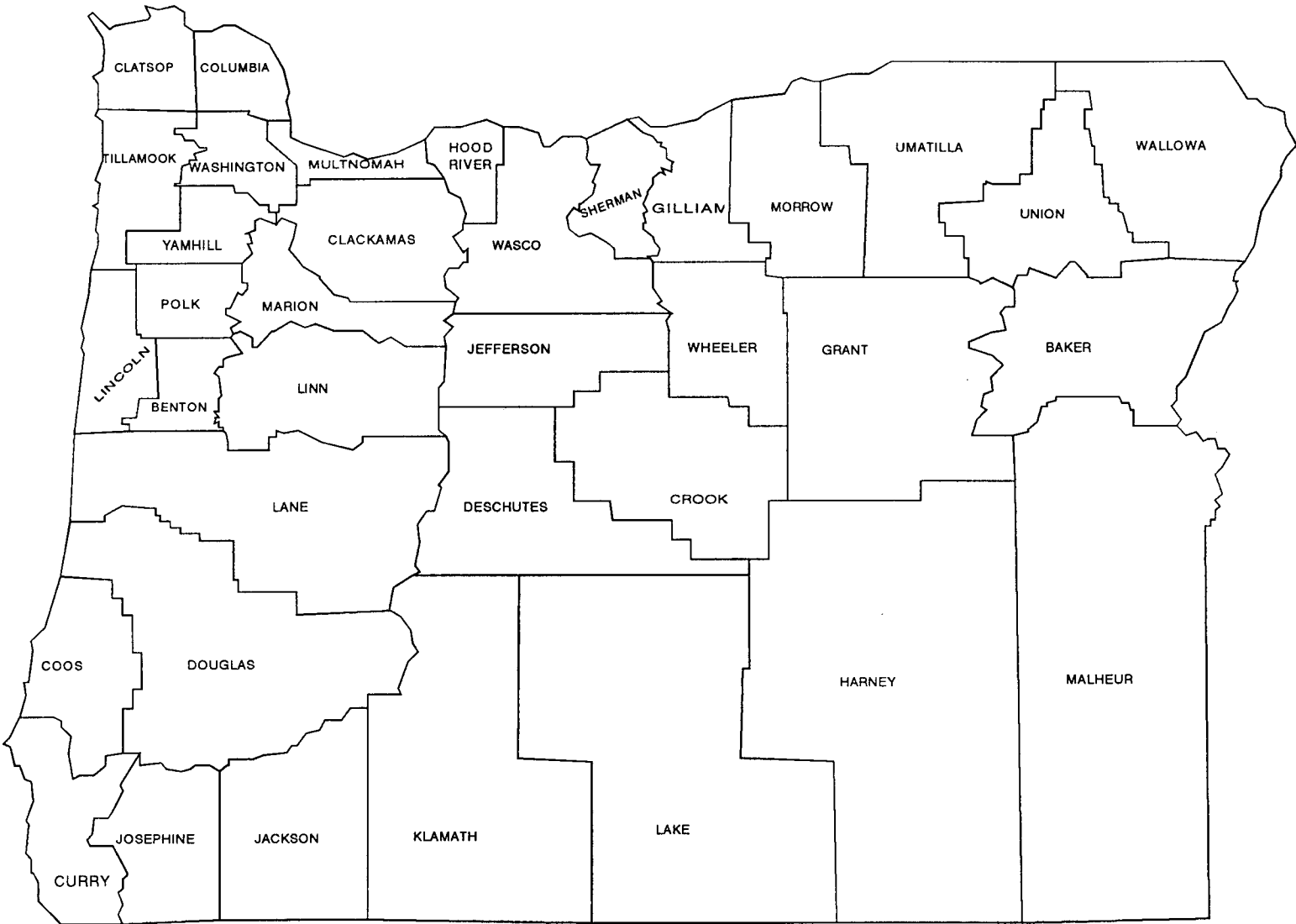
DRUG ARRESTS by COUNTY and TYPE - 1996

COUNTY	TOTAL	Other NARCOTIC			TOTAL	Marij Over Oz	Marij Under Oz	Hashish	MARIJ TOTAL	SYNTHETIC NARCOTIC	OTHER DANGER DRUGS
		Heroin	Cocaine	Narcotic							
BAKER	35		1	5	6	2	21		23		6
BENTON	191	5	1	2	8	13	112		125	1	57
CLACKAMAS	853	4	2	514	520	32	236		268	3	62
CLATSOP	216	5	73	8	86	10	108		118	8	4
COLUMBIA	171	1	2	2	5	19	123		142	11	13
COOS	331	1		16	17	20	176		196	10	108
CROOK	53			4	4	1	11		12		37
CURRY	125		8	1	9	20	82		102	1	13
DESCHUTES	529	2	1	6	9	53	276		329	22	169
DOUGLAS **	260	6		7	13	15	163		178	36	33
GILLIAM	2				0		2		2		
GRANT	16				0		11		11		5
HARNEY	14			3	3	1	7		8	3	
HOOD RIVER	107	2		11	13	3	82		85	4	5
JACKSON	801	35	19	11	65	190	180	1	371	12	353
JEFFERSON	171	15			15	11	58		69		87
JOSEPHINE	284	5		4	9	39	133		172	9	94
KLAMATH	326	5	5	12	22	13	98	1	112	90	102
LAKE	12				0		7		7		5
LANE	2,537	313	304	31	648	192	1,024	3	1,219	24	646
LINCOLN	202	4	2	3	9	22	126		148	10	35
LINN	445	8	1	22	31	18	257		275	14	125
MALHEUR	69		9		9	4	32		36	15	9
MARION	972	114	87	10	211	65	353		418	17	326
MORROW	25			1	1	2	13		15	7	2
MULTNOMAH	5,682	1,091	2,750	24	3,865	209	827	9	1,045	168	604
POLK	182	6	5		11	13	127	1	141		30
SHERMAN	23		1	2	3	5	14		19		1
TILLAMOOK	152			5	5	13	111		124	10	13
UMATILLA	174	1	8	7	16	14	109		123	12	23
UNION	74			13	13	1	45		46	8	7
WALLOWA	7				0		5		5		2
WASCO	141	3	1	15	19	13	78		91	1	30
WASHINGTON **	730	19	50	26	95	57	419	2	478	59	98
WHEELER	0				0				0		
YAMHILL	219	2	6	2	10	17	145		162		47
TOTAL OFFENSES	16,131	1,647	3,336	767	5,750	1,087	5,571	17	6,675	555	3,151

** Douglas County - Does not include data from Douglas County Sheriff's Department

** Washington County - Does not include data from Hillsboro Police Department

OREGON COUNTY MAP



DRUG OFFENSES by COUNTY 1992 through 1996					
	1992	1993	1994	1995	1996
BAKER	40	69	42	57	59
BENTON	159	161	199	282	261
CLACKAMAS	450	542	794	902	1,029
CLATSOP	123	142	234	268	193
COLUMBIA	91	122	150	199	160
COOS	187	214	251	253	205
CROOK	16	37	69	115	83
CURRY	54	56	111	132	89
DESCHUTES	280	276	497	567	569
DOUGLAS	558	658	955	686	741
GILLIAM	1	9	16	8	3
GRANT	16	8	43	12	18
HARNEY	7	10	47	13	38
HOOD RIVER	44	51	76	95	95
JACKSON	753	954	1,146	1,155	1,033
JEFFERSON	63	54	108	120	141
JOSEPHINE	546	641	540	691	403
KLAMATH	92	146	280	378	345
LAKE	8	29	16	18	11
LANE	1,084	1,283	2,019	2,078	2,490
LINCOLN	132	169	234	260	262
LINN	380	442	601	716	574
MALHEUR	84	50	105	104	82
MARION	948	927	1,209	1,504	1,165
MORROW	18	14	12	22	42
MULTNOMAH	4,177	1,555	4,825	5,689	5,718
POLK	158	194	214	332	231
SHERMAN	3	11	8	12	18
TILLAMOOK	70	79	69	111	118
UMATILLA **	75	80	131	320	244
UNION	49	31	69	89	65
WALLOWA	9	20	15	19	7
WASCO	56	77	114	141	139
WASHINGTON	617	603	672	1,094	1,105
WHEELER	3		2	3	2
YAMHILL	266	317	353	386	283
TOTAL	11,617	10,031	16,226	18,831	18,021

**Umatilla County - Pendleton Police Department submitted no reports for 1992, 1993 or 1994 resumed reporting January 1, 1995.

D. U. I. I. OFFENSES BY COUNTY FOR YEARS 1992 through 1996

COUNTY	1992	1993	1994	1995	1996
Baker	125	139	66	73	142
Benton	569	483	442	467	631
Clackamas	1,961	2,040	1,993	2,167	2,820
Clatsop	598	560	585	563	440
Columbia	483	538	497	490	565
Coos	958	642	630	491	524
Crook	236	119	159	108	182
Curry	323	266	251	287	256
Deschutes	930	831	795	667	845
Douglas	881	906	710	708	810
Gilliam	15	15	19	17	24
Grant	63	62	45	47	70
Harney	46	43	37	30	49
Hood River	397	376	320	261	358
Jackson	1,453	1,474	1,034	1,094	1,494
Jefferson	284	276	295	287	211
Josephine	612	665	448	379	564
Klamath	463	383	388	473	483
Lake	83	52	51	74	52
Lane	2,675	2,163	1,457	1,402	1,819
Lincoln	720	647	626	464	679
Linn	855	717	620	570	749
Malheur	331	340	314	265	238
Marion	2,357	2,042	1,625	1,587	1,890
Morrow	63	50	54	39	49
Multnomah	3,724	3,349	3,203	3,450	3,873
Polk	467	392	266	336	364
Sherman	23	26	17	12	16
Tillamook	198	178	176	173	217
Umatilla **	751	605	465	678	710
Union	188	156	193	140	115
Wallowa	30	44	37	35	22
Wasco	277	201	153	160	266
Washington	1,997	1,744	1,527	1,648	1,921
Wheeler	8	7	1	4	6
Yamhill	765	575	596	595	531
TOTAL	25,909	23,106	20,095	20,241	23,985

**Umatilla County - Pendleton Police Department submitted no reports for 1992, 1993 or 1994 resumed reporting January 1, 1995.

STATEWIDE D. U. I. I. OFFENSES DISTRIBUTED BY COUNTY and MAJOR POPULATION CENTER 1996

County	Population	No. DUII Offense	Rate per 10,000	St. Police Arrests	Sheriff Arrests	Major City	City Population	D. U. I. I. Offenses
BAKER	16,500	142	86.1	66	33	Baker City	9,870	43
BENTON	76,000	631	83.0	102	238	Corvallis	49,275	213
CLACKAMAS	313,200	2,820	90.0	255	1,596	Lake Oswego	34,005	121
CLATSOP	34,600	440	127.2	87	57	Astoria	10,130	146
COLUMBIA	40,100	565	140.9	67	53	St. Helens	8,300	170
COOS	61,700	524	84.9	140	93	Coos Bay	15,520	81
CROOK	15,900	182	114.5	22	45	Prineville	6,230	115
CURRY	22,000	256	116.4	109	89	Brookings	5,400	43
DESCHUTES	98,000	845	86.2	154	234	Bend	32,220	321
DOUGLAS	98,600	810	82.2	176		Roseburg	19,720	138
GILLIAM	1,900	24	126.3	9	12			
GRANT	8,100	70	86.4	18	25	John Day	1,940	27
HARNEY	7,500	49	65.3	21	7	Burns	2,935	18
HOOD RIVER	19,000	358	188.4	34	189	Hood River	5,110	135
JACKSON	168,000	1,494	88.9	158	288	Medford	57,155	593
JEFFERSON	16,900	211	124.9	39	107	Madras	4,770	65
JOSEPHINE	72,000	564	78.3	111	132	Grants Pass	20,255	321
KLAMATH	61,600	483	78.4	262	112	Klamath Falls	18,765	104
LAKE	7,550	52	68.9	7	20	Lakeview	2,655	25
LANE	305,800	1,819	59.5	622	272	Eugene	126,325	330
						Springfield	50,140	313
LINCOLN	42,200	679	177.5	126	105	Lincoln City	6,665	172
						Newport	9,785	199
LINN	100,000	749	189.0	210	223	Albany	37,095	183
MALHEUR	28,700	238	17.1	23	71	Ontario	10,290	86
MARION	262,800	1,890	147.4	527	227	Salem	120,835	585
MORROW	9,000	49	404.4	8	17			
MULTNOMAH	636,000	3,873	0.3	524	426	Gresham	79,350	555
						Portland	503,000	2,269
POLK	56,300	364	126.1	55	95	Dallas	11,360	74
SHERMAN	1,900	16	605.3	13	3			
TILLAMOOK	23,800	217	9.2	66	86	Tillamook	4,275	42
UMATILLA	65,500	710	40.6	184	36	Pendleton	15,900	188
UNION	24,500	115	784.1	44	13	La Grande	12,415	46
WALLOWA	7,250	22	0.0	7	11			
WASCO	22,500	266	0.0	84	46	The Dalles	11,460	136
WASHINGTON	376,500	1,921	0.2	69	641	Beaverton	63,145	384
						Hillsboro	52,105	424
						Tigard	35,925	86
WHEELER	1,600	6	37.5	4	2			
YAMHILL	77,500	531	68.5	27	233	McMinnville	22,880	113
STATEWIDE TOTALS	3,181,000	23,985	75.4	4,430	5,837	MAJOR CITY TOTAL	1,477,205	8,864

