

SECTION 2
STATEWIDE
CRIMES AGAINST PERSONS
OFFENSES AND ARRESTS

OREGON CRIME CLOCK

1 Crime Against Persons every 10.6 minutes

**1 Homicide
every 3.6 days**


**1 Neg.Homicide
every 5.2 weeks**

**1 Other Sex Crime
every 1.5 hours**

**1 Rape
every 6.9 hours**

**1 Kidnap
every 15.1 hours**

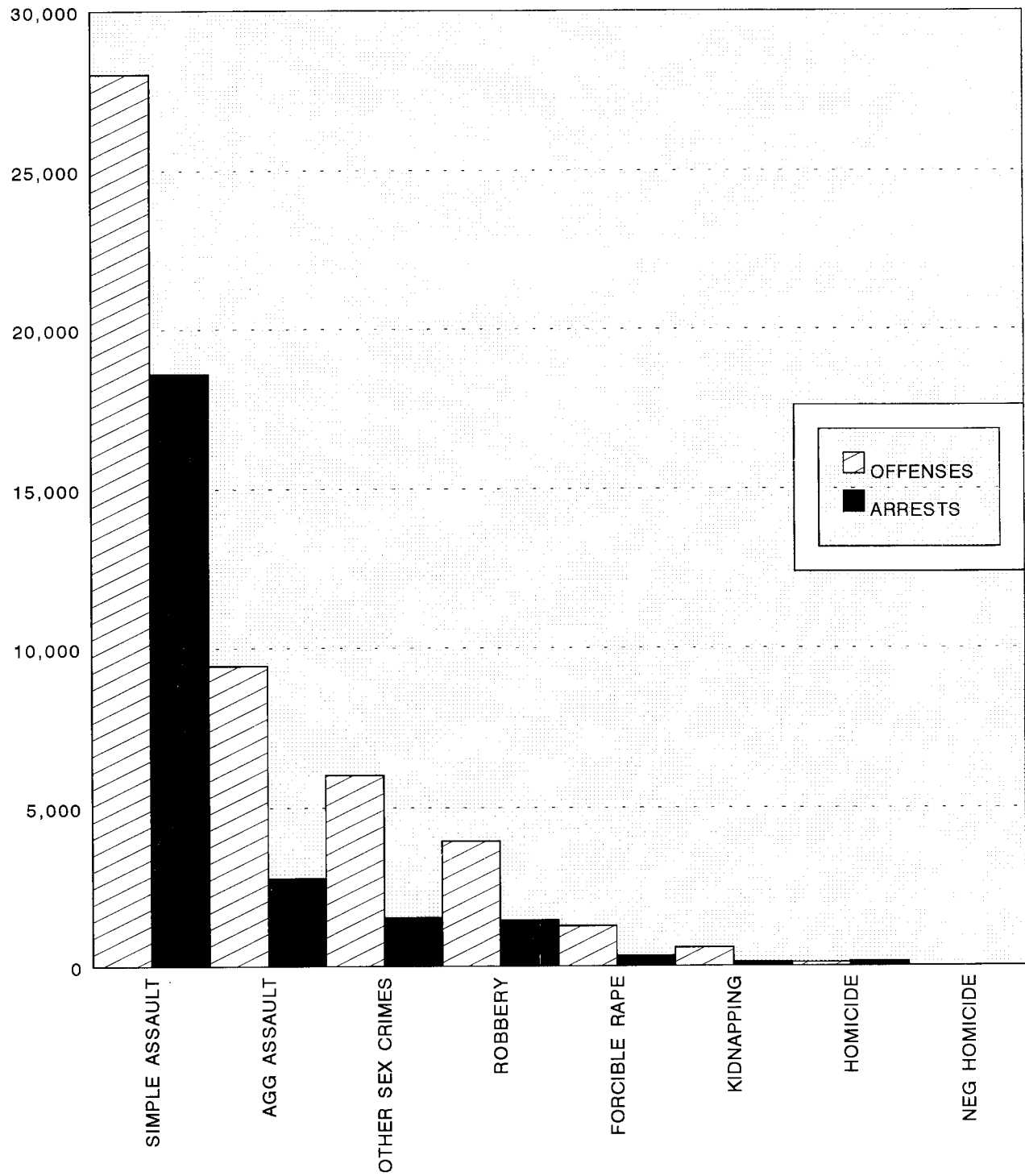
**1 Simple Assault
every 18.8 minutes**



**1 Aggravated Assault
every 55.7 minutes**

**1 Robbery
every 2.2 hours**

STATEWIDE CRIMES AGAINST PERSONS, 1996



OFFENSES	28,023	9,440	6,021	3,933	1,262	580	119	10
ARRESTS	18,596	2,771	1,527	1,448	317	127	152	17

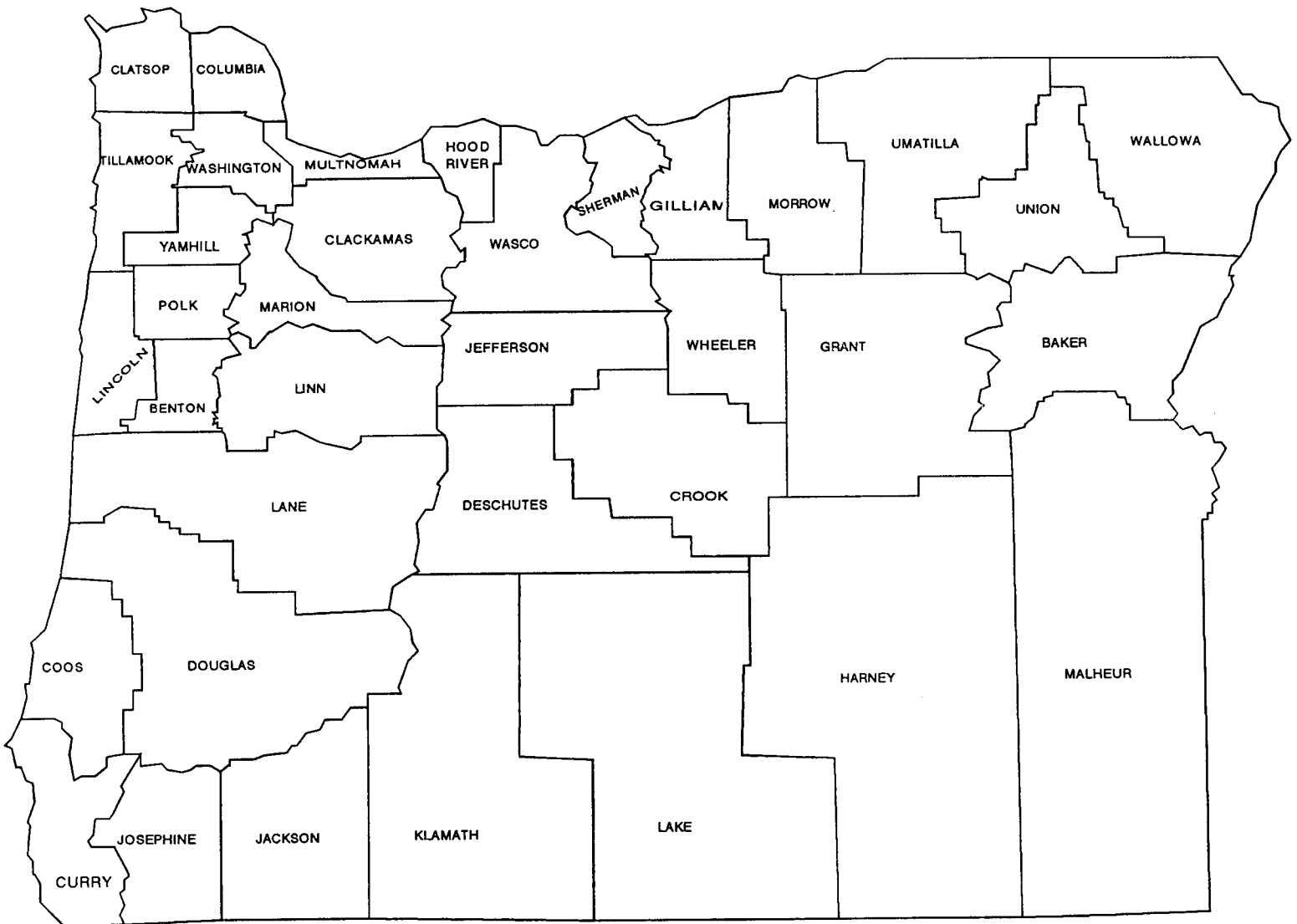
* Negligent Homicide Arrests include 5 traffic related arrests

STATEWIDE CRIMES AGAINST PERSONS, 1996

CLASSIFICATION	1996 OFFENSES	PERSONS ARRESTED				PROPERTY	
		ADULT	JUVENILE	MALE *	FEMALE *	LOSS VALUE *	RECOVERED VALUE *
Willful Murder	102	115	18	117	15		
Aggravated Murder	17	17	2	18	1		
MURDER TOTAL	119	132	20	135	16	NOT APPLICABLE	
Negligent Homicide	10	10		5	3	NOT APPLICABLE	
Traffic Death Arrests		7		3	2	NOT APPLICABLE	
Forcible Rape	1,103						
Attempt Force Rape	159						
RAPE TOTAL	1,262	259	58	309	5	NOT APPLICABLE	
SEX CRIMES							
Non-Force Rape	505	151	21	155	8		
Cont. to Sex Delqncy	272	61	1	54	3		
Physical Molest	2,899	477	199	619	25		
Obscene Phone Call	165	8	8	8	0		
Incest	54	7	2	5	1		
Exposer	808	244	22	246	16		
Forcible Sodomy	558	73	47	114	3		
Non-Force Sodomy	163	28	16	32	3		
Other Sex Crimes	597	134	28	131	4		
SEX CRIME TOTAL	6,021	1,183	344	1,364	63	NOT APPLICABLE	
KIDNAPPING							
For Add Crime Purpose	524						
Hostage/Shield	56						
For Ransom							
KIDNAPPING TOTAL	580	115	12	111	5	NOT APPLICABLE	
ROBBERY							
Highway	1,365					832,515	19,332
Business	1,168					680,478	50,856
Service Station	97					45,462	2,838
Convenience Store	259					17,140	1,236
Residence	324					308,586	16,837
Bank	242					317,608	23,820
Other Robbery	478					174,772	12,176
ROBBERY TOTAL	3,933	1,079	369	1,218	209	2,376,561	127,095
Aggravated Assault	9,189	1,983	669	2,133	472		
Attempted Murder	251	95	24	107	8		
AGG. ASSAULT TOTAL	9,440	2,078	693	2,240	480	NOT APPLICABLE	
SIMPLE ASSAULT	28,023	15,468	3,128	14,303	3,864	NOT APPLICABLE	
CRIMES AGAINST PERSONS							
TOTAL	49,388	20,331	4,624	19,688	4,647	2,376,561	127,095

* Persons Arrested Male & Female and Property Loss & Recovered columns of this table do not include data from Douglas County Sheriff's Department or Hillsboro Police Department

OREGON COUNTY MAP



COUNTY FIVE YEAR PROFILE OF CRIMES AGAINST PERSONS					
	1992	1993	1994	1995	1996
BAKER	292	314	353	346	325
BENTON	750	756	905	831	733
CLACKAMAS	3,243	3,396	3,257	3,745	3,602
CLATSOP	600	625	448	514	475
COLUMBIA	419	482	464	404	420
COOS	1,207	1,174	1,131	1,207	930
CROOK	140	195	182	203	239
CURRY	269	255	281	311	284
DESCHUTES	1,068	1,100	1,260	1,306	1,184
DOUGLAS	1,509	1,632	1,645	1,510	1,466
GILLIAM	10	6	11	21	18
GRANT	109	117	104	105	86
HARNEY	44	46	53	75	82
HOOD RIVER	186	183	185	230	199
JACKSON	2,058	2,341	2,491	2,474	2,372
JEFFERSON	203	240	291	296	317
JOSEPHINE	919	1,038	945	920	978
KLAMATH	763	1,091	1,070	1,135	905
LAKE	61	59	57	65	37
LANE	3,918	4,168	4,529	4,855	4,676
LINCOLN	727	677	733	722	596
LINN	1,738	1,848	1,809	1,773	1,645
MALHEUR	552	586	743	667	597
MARION	4,550	4,811	5,453	5,044	4,232
MORROW	139	148	181	135	161
MULTNOMAH	18,169	18,270	18,531	18,194	16,175
POLK	807	970	996	912	687
SHERMAN	19	20	33	31	23
TILLAMOOK	273	255	293	315	290
UMATILLA **	788	927	796	1,136	970
UNION	316	309	239	278	217
WALLOWA	53	144	59	47	49
WASCO	345	418	374	304	309
WASHINGTON	3,586	3,325	3,481	3,410	3,156
WHEELER	20	12	22	12	15
YAMHILL	1,078	1,179	1,251	1,297	938
TOTAL	50,928	53,117	54,656	54,830	49,388

** Umatilla County - Pendleton Police Department submitted no reports for 1992, 1993 or 1994, but resumed reporting for 1995.

STATEWIDE TEN YEAR OFFENSE, POPULATION and RATE PROFILE

YEAR	POPULATION	CRIMES AGAINST PERSONS	RATE PER 10,000 POPULATION
1987	2,690,000	44,660	166.0
1988	2,741,000	45,286	165.2
1989	2,791,000	46,786	167.6
1990	2,844,000	48,840	171.7
1991	2,930,000	49,246	168.1
1992	2,979,000	50,928	171.0
1993	3,038,000	53,117	174.8
1994	3,082,000	54,656	177.3
1995	3,132,000	54,830	175.1
1996	3,181,000	49,388	155.3

STATEWIDE FIVE YEAR OFFENSES by FORCE ELEMENT

OFFENSES by FORCE ELEMENT, 1992 THROUGH 1996										
Classification	Year	WEAPON TOTAL	KNIFE/ CUTTING	OTHER WEAPON	PHYSICAL FORCE	FIREARM TOTAL	Firearm by Type			
							Hand Gun	Rifle/ Shotgun	Other Firearm	Unknown Firearm
Murder	92	137	19	43	15	60	36	19		5
	93	141	30	27	9	75	57	14		4
	94	148	30	15	7	96	67	21		8
	95	126	20	26	7	73	60	13		
	96	119	21	30	10	58	50	8		
Negligent Homicide *	92	11		1		10	3	7		
	93	5		1		4	2	2		
	93	16		7	1	8	3	5		
	95	12		7	1	4	2	2		
	96	10		3		7	4	3		
Forcible Rape	92	1,566	111	49	1,345	61	44	3	3	11
	93	1,544	74	51	1,374	45	37	4		4
	94	1,348	76	37	1,177	58	43	3	1	11
	95	1,272	57	42	1,121	52	43	1	3	5
	96	1,227	48	31	1,116	32	29	2	1	
Robbery	92	4,518	599	374	2,123	1,422	970	88	38	326
	93	3,945	458	354	1,883	1,250	894	64	23	269
	94	4,272	449	380	1,920	1,523	1,059	81	32	351
	95	4,302	466	361	2,168	1,307	906	56	59	286
	96	3,854	402	337	1,959	1,156	871	43	29	213
Aggravated Assault	92	8,917	1,548	2,920	2,421	2,028	1,050	377	290	311
	93	9,579	1,554	3,249	2,501	2,275	1,228	370	286	391
	94	10,445	1,742	3,456	2,631	2,616	1,455	508	254	399
	95	10,430	1,736	3,468	2,919	2,307	1,348	343	232	384
	96	9,322	1,441	2,985	3,138	1,758	1,047	255	163	293
TOTALS	92	15,149	2,277	3,387	5,904	3,581	2,103	494	331	653
	93	15,214	2,116	3,682	5,767	3,649	2,218	454	309	668
	94	16,229	2,297	3,895	5,736	4,301	2,627	618	287	769
	95	16,142	2,279	3,904	6,216	3,743	2,359	415	294	675
	96	14,532	1,912	3,386	6,223	3,011	2,001	311	193	506

* Negligent Homicide offenses does not include vehicular deaths.

1995 & 1996 Data in this table does not include Douglas County Sheriff's Department or Hillsboro Police Department

STATEWIDE HOMICIDE VICTIMS by SEX, RACE and WEAPON

YEAR	TOTAL	SEX		RACE						WEAPON							
		MALE	FEMALE	WHITE	BLACK	INDIAN	HISP.	ASIAN	UNK	HAND-GUN	RIFLE	SHOT-GUN	GUN-UNK	KNIFE	BLUNT OBJ	PHYSICAL FORCE	OTHER WEAPON
1987	154	99	55	115	13	6	15	5		37	16	8	1	41	17	12	22
1988	140	88	52	110	19	1	7	3		48	11	7	3	27	10	10	24
1989	128	74	54	101	12	3	9	3		38	13	13	1	23	16	4	20
1990	110	76	34	83	13	3	7	4		39	10	6		13	12	3	27
1991	129	80	49	89	23	3	12	2		42	5	5	3	34	11	8	21
1992	137	80	57	108	12	2	12	3		36	14	5	5	19	15	15	28
1993	141	96	45	98	19	2	13	8	1	57	7	7	4	30	9	9	18
1994	148	95	53	110	23	1	13		1	67	13	8	8	30	7	7	8
1995	129	86	43	85	21	3	18	2		60	7	6		21	14	7	14
1996	119	78	41	77	16	2	16	8		50	4	4		21	10	10	20

OTHER WEAPONS INCLUDE:

Arson, Asphyxiation, Drowning, Poison, Strangle, etc. and Unknown

ASIAN INCLUDES:

Chinese, Japanese, Vietnamese and Asian or Pacific Islander

STATEWIDE NEGLIGENT HOMICIDE by TYPE

NEGLIGENT HOMICIDE - Killing through gross negligence. Limited to "non-traffic" type of circumstances only.

	1987	1988	1989	1990	1991	1992	1993	1994	1995	1996
Victim shot while hunting	3	1		2		6			1	1
Gun cleaning death other than self inflicted			1	1						1
Children playing with gun	2	1	2	1	2	1	2	1	2	2
Other negligent handling of a gun	1	4	5		2	2	2	7	2	2
All other manslaughter by negligence	3	1	1		2	2	1	8	8	4
NEGLIGENT HOMICIDE TOTAL	9	7	9	4	6	11	5	16	13	10

HOMICIDES - STATE OF OREGON by COUNTY										
	1987	1988	1989	1990	1991	1992	1993	1994	1995	1996
BAKER		1				1				
BENTON	1		3	2		1	1	3	2	1
CLACKAMAS	16	11	9	5	10	7	11	9	5	5
CLATSOP	1	3	1		3		2		1	
COLUMBIA	1	4	1	1	1	5	1		1	1
COOS	4	5	1	3	7	2	1	4	1	5
CROOK					1	1		1		
CURRY	2				2	1		2		
DESCHUTES	4	3	2	4		4	1	2	2	
DOUGLAS	2	3	3	4	10	2	6	4	3	2
GILLIAM										
GRANT			2	1		3	1			
HARNEY										1
HOOD RIVER							1	2		
JACKSON	3	6	5	5	2	5	4	6	9	10
JEFFERSON			1			2	1			2
JOSEPHINE	2	9	2	4	4	4	4	3	7	3
KLAMATH	7	2	8	3	2	3	5	4	3	4
LAKE						1	1			
LANE	9	12	11	5	4	10	6	5	12	11
LINCOLN		4	1	1		2	2	1	5	
LINN	3	2	5	2		2	2	5	3	2
MALHEUR			1	1	1	2				
MARION	10	10	5	9	9	19	14	15	15	9
MORROW			2						1	
MULTNOMAH	72	53	48	42	56	46	61	60	47	49
POLK	3	1	4	3		1	1	3	3	2
SHERMAN			1							
TILLAMOOK	3		3				1			
UMATILLA **	2	3	2	5		2	1	3	2	2
UNION	1	1	1	1	1		3	2	1	
WALLOWA										
WASCO	3		1		7			1		1
WASHINGTON	4	3	4	7	7	8	9	11	6	7
WHEELER								1		
YAMHILL	1	4	1	2	2	3	1	1		2
TOTAL	154	140	128	110	129	137	141	148	129	119

OTHER SEX CRIMES by TYPE and VICTIM 1995 & 1996								
TYPE	VICTIM ADULT MALE		VICTIM ADULT FEMALE		VICTIM JUVENILE MALE		VICTIM JUVENILE FEMALE	
	1995	1996	1995	1996	1995	1996	1995	1996
Non-Force Rape	3	3	48	56	28	28	372	395
Contrib. to Sex Delinq.	4	4	9	14	32	48	161	199
Physical Molest	55	51	367	464	552	443	2,198	1,851
Obscene Phone Call	22	19	154	119	5	5	17	16
Incest	4	2	11	4	14	14	50	28
Indecent Exposure	159	149	403	418	33	44	223	191
Forcible Sodomy	29	33	141	111	217	219	239	192
Non-Force Sodomy	5	3	9	8	47	74	103	60
Other Sex Crimes	34	46	153	140	101	106	332	287
TOTAL	315	310	1,295	1,334	1,029	981	3,695	3,219

1995 & 1996 Data in this table does not include Douglas County Sheriff's Department or Hillsboro Police Department.