

STATE OF OREGON
REPORT OF
CRIMINAL OFFENSES and ARRESTS
1996

This report was prepared from information provided through the Oregon Uniform Crime Reporting program by Oregon Law Enforcement Agencies for 1996.

Notes regarding missing data:

Typically, some tables in the report will contain footnotes regarding data which was not reported or not available for various reasons. The 1996 and 1995 reports include several footnotes for two agencies which are normally complete in all respects. These are the Douglas County Sheriff's Department in Douglas County and the Hillsboro Police Department in Washington County. Both of these agencies made changes to their automated information systems in anticipation of being able to report using new published State standards and formats. LEDS was unable to implement the new central reporting system as planned and, therefore, was unable to accept data from Douglas County and Hillsboro in the new format. These two agencies then implemented extra procedures to provide summary level arrest and offense data from their systems for this annual report. Data for some of the more detailed tables could not be effectively included and, where appropriate, these tables have been footnoted.

Additional information relating to this report or the Oregon Uniform Crime Reporting program may be obtained by contacting:

Law Enforcement Data System
400 Public Service Building
Salem, Oregon 97310
(503) 378-3057

April 1997

TABLE OF CONTENTS

	Page
INTRODUCTION	vii
SECTION - 1 STATEWIDE SUMMARY	1-1
Summary	1-3
1996 Criminal Offenses by Population Center	1-5
Chart - Total Reported Offenses - January through December 1996	1-6
Reported Offenses	1-7
Map - Oregon County Map	1-8
County Five Year Profile of Total Crimes	1-9
Chart - Total Reported Arrests - January through December 1996	1-10
Reported Arrests	1-11
Index Crime Offenses	1-12
Chart - Total Reported Index Crime Offenses	1-12
Index Crime Arrests.....	1-13
Chart - Total reported Index Crime Arrests	1-13
Map - Oregon County Map.....	1-14
County Five Year Profile of Index Crime	1-15
Statewide Offenses by Month, 1996	1-17
Statewide Offenses by Type of Location, 1996	1-18
Statewide Offenses by Time of Occurrence, 1996	1-19

	Page
Report of Criminal Offenses Motivated by Prejudice January through December 1996	1-21
Oregon Bias Crime Statistics Summary January through December 1996	1-23
Chart - Bias Crime Total by Month January through December 1996 Compared to January through December 1995	1-24
Chart - Bias Crime by Type of Prejudice January through December 1996 Compared to January through December 1995	1-24
Reported Incidents by Month	1-25
Reported Incidents by Type of Crime	1-25
Reported Incidents by Type of Prejudice	1-25
Number and Description of Victims	1-27
Number and Description of Offenders	1-27
Chart - Crimes Motivated by Prejudice by County January through December 1995 and 1996	1-28
Reported Incidents by County of Occurrence	1-29
Domestic Disturbance Reporting January through December 1996	1-31
Domestic Disturbance Reporting Summary January through December 1996	1-33
Oregon Domestic Disturbance Reported Incidents by County and Type .	1-34

SECTION - 2 STATEWIDE CRIMES AGAINST PERSONS	
OFFENSE and ARREST PROFILE	2-1
Oregon Crime Clock	2-3
Chart - Statewide Crimes Against Persons, 1996	2-4
Statewide Crimes Against Persons, 1996 Offenses, Arrests and Property Loss by Crime	2-5
Map - Oregon County Map	2-6
County Five Year Profile of Crimes Against Persons	2-7
Statewide Ten Year Offense, Population and Rate Profile	2-8
Statewide Five Year Offenses by Force Element	2-9
Statewide Homicide Victims by Sex, Race and Weapon	2-10
Statewide Negligent Homicide by Type	2-10
Homicides - State of Oregon by County	2-11
Other Sex Crimes by Type and Victim 1995 & 1996	2-12
SECTION - 3 STATEWIDE CRIMES AGAINST PROPERTY	
OFFENSE and ARREST PROFILE	3-1
Oregon Crime Clock.....	3-3
Chart - Statewide Crimes Against Property, 1996	3-4
Statewide Crimes Against Property, 1996 Offense, Arrests and Property Loss by Crime	3-5
County Five Year Profile of Crimes Against Property	3-6
Statewide Ten Year Offense, Population and Rate Profile	3-7

SECTION - 4 STATEWIDE BEHAVIORAL CRIMES

OFFENSE and ARREST PROFILE4-1

Oregon Crime Clock4-3

Chart - Statewide Behavioral Crimes, 19964-4

Statewide Behavioral Crimes, 1996
Offenses, Arrests and Property Loss by Crime4-5

Map - Oregon County Map4-6

County Five Year Profile of Behavioral Crimes4-7

Statewide Ten Year Offense, Population and Rate Profile4-8

Statewide Drug Law Offenses by Type of Drug and Activity, 19964-9

Statewide Drug Law Arrests by Type of Drug and Activity, 19964-9

Drug Offenses by County and Type, 19964-10

Drug Arrests by County and Type, 19964-11

Map - Oregon County Map4-12

Drug Offenses by County 1992 through 19964-13

D. U. I. I. Offenses by County 1992 through 19964-14

D. U. I. I. Offenses Distributed by County and Major Population Center, 1996 ...4-15

SECTION - 5 STATEWIDE REGULATORY OFFENSES

TRAFFIC CRIME, FISH & GAME, and MARINE VIOLATIONS5-1

Statewide Offense and Arrest Summary5-3

Map - Oregon County Map.....5-4

Traffic Crime Offenses by County, 19965-5

Fish & Game Offenses by County, 19965-6

Marine Violations Offenses by County, 19965-7

	Page
SECTION - 6 STATEWIDE ARREST INFORMATION	6-1
Number of Arrests by Age - State of Oregon, 1996	6-3
Number of Male Arrests by Age - State of Oregon, 1996	6-4
Number of Female Arrests by Age - State of Oregon, 1996	6-5
Number of Arrests by Race - State of Oregon, 1996	6-7
Map - Oregon County Map	6-8
State of Oregon Arrests by Race & County, 1996	6-9
Total Arrests for Crimes Against Persons by Race & County, 1996	6-10
Total Arrests for Crimes Against Property by Race & County, 1996	6-11
Total Arrests for Behavioral Crimes by Race & County, 1996	6-12
 SECTION - 7 STATEWIDE LAW ENFORCEMENT EMPLOYEES and OFFICER ASSAULTED INFORMATION	 7-1
Law Enforcement Employees - Statewide, 1996	7-3
Law Enforcement Employees - History	7-3
Law Enforcement Employees by Department with Officer Assault, 1996	7-4
Statewide Officer Assault, 1996	7-15
 SECTION - 8 AGENCY SUMMARY and DETAIL TABLES	 8-1
 SECTION - 9 ABBREVIATED CRIME REPORTING DEFINITIONS	 9-1
Crimes Against Persons	9-3
Crimes Against Property	9-4
Behavioral Crimes	9-5

INTRODUCTION

The Oregon Uniform Crime Reporting (OUCR) program presents information in offense and arrest groupings of **Crimes Against Persons**, **Crimes Against Property** and **Behavioral Crimes**.

The offense groups are described below.

Crimes Against Persons: Criminal offenses where the victim is present and the act is violent, threatening or has the potential of being physically harmful.

Willful Murder	Kidnapping
Negligent Homicide	Robbery
Rape	Aggravated Assault
Other Sex Crimes	Simple Assault

Crimes Against Property: Criminal offenses that involve taking something of value by theft or deception or the destruction of property.

Burglary	Fraud
Larceny	Embezzlement
Motor Vehicle Theft	Stolen Property (Buy, Sell, Possess)
Arson	Vandalism
Forgery/Counterfeit	

Behavioral Crimes: Crimes that represent society's prohibitions on engaging in certain types of activity such as criminal offenses that violate laws relating to personal conduct, responsibility and public order. Although not necessarily violent or property offenses in themselves, they may often contribute to other criminal acts.

Weapons Regulation Laws	Liquor Laws
Prostitution	Disorderly Conduct
Drug Laws	All Other Offenses (Except Traffic)
Gambling	Curfew
Offenses Against Family	Runaway Juveniles
D. U. I. I.	

Traffic Crime, Fish & Game, and Marine Violations: These three areas will be shown separately and are not included in crime totals listed above.

SECTION 1

STATEWIDE SUMMARY

This section presents an overview of Statewide Statistics relating to criminal Offenses and Arrests for 1996.

SUMMARY

CRIME IN OREGON

Crime in Oregon decreased 4.4% in 1996 when compared to 1995. Crime decreased in 23 of the 36 counties in Oregon

Crime in the five major populated counties is depicted in this summary as a visual overview of crime in Oregon. The counties of Clackamas, Lane, Marion, Multnomah and Washington represent 59.6% of the State's population. These 5 counties reported 61.0% of the total crime in Oregon and 64.5% of the total Crimes Against Persons.

OREGON POPULATION

Population estimates for Oregon are provided by the Center of Population Research and Census, Portland State University. Total Oregon population for 1996 Statistics is 3,181,000.

CRIMES AGAINST PERSONS

Crimes Against Persons decreased 9.9% from 1995 to 1996.

DECREASES REPORTED:

Willful Homicide, Negligent Homicide, Rape, Other Sex Crimes, Kidnapping, Robbery, Aggravated Assault and Simple Assault all reported decreases.

INCREASES REPORTED:

There were no increases in any major crime against persons categories.

There were 28 more Bank Robberies reported in 1996 compared to 1995.

CRIMES AGAINST PROPERTY

Crimes Against Property decreased 6.4% from 1995 to 1996.

DECREASES REPORTED:

Burglary, Larceny, Motor Vehicle Theft, Arson, Forgery/Counterfeiting, Fraud, Stolen Property Offenses (Possession, buy, sell) and Vandalism all reported decreases.

INCREASES REPORTED:

Embezzlement reported an increase.

BEHAVIORAL CRIMES

Behavioral Crimes increased 1.3% from 1995 to 1996.

DECREASES REPORTED:

Weapons Offenses, Drug Laws, Offenses Against Family, Disorderly Conduct and Runaway all reported decreases.

INCREASES REPORTED:

Prostitution, Gambling, D U I I, Liquor Laws, "All Other", and curfew all reported increases.

INDEX CRIME RATE

The Index Crime Rate for 1996 was 606.4 crimes per 10,000 population. This is a 9.0% decrease from the rate of 666.5 for 1995. These rates are based on estimated population of 3,181,000 for 1996 and 3,132,000 for 1995.

ARRESTS IN OREGON

Arrests = 175,318 (This excludes arrests for Traffic Crime, Fish & Game, or Marine)

The total number of arrests increased 2.9%.

Arrests of Males increased 4.1%

Arrests of Females increased 5.2%

Arrests of Adults (persons 18 years and older) increased 1.3%

Arrests of Juveniles (persons 17 years and younger) increased 7.3%

The increase in arrests of juveniles is reflected in all categories of crime and most geographical areas of the state.

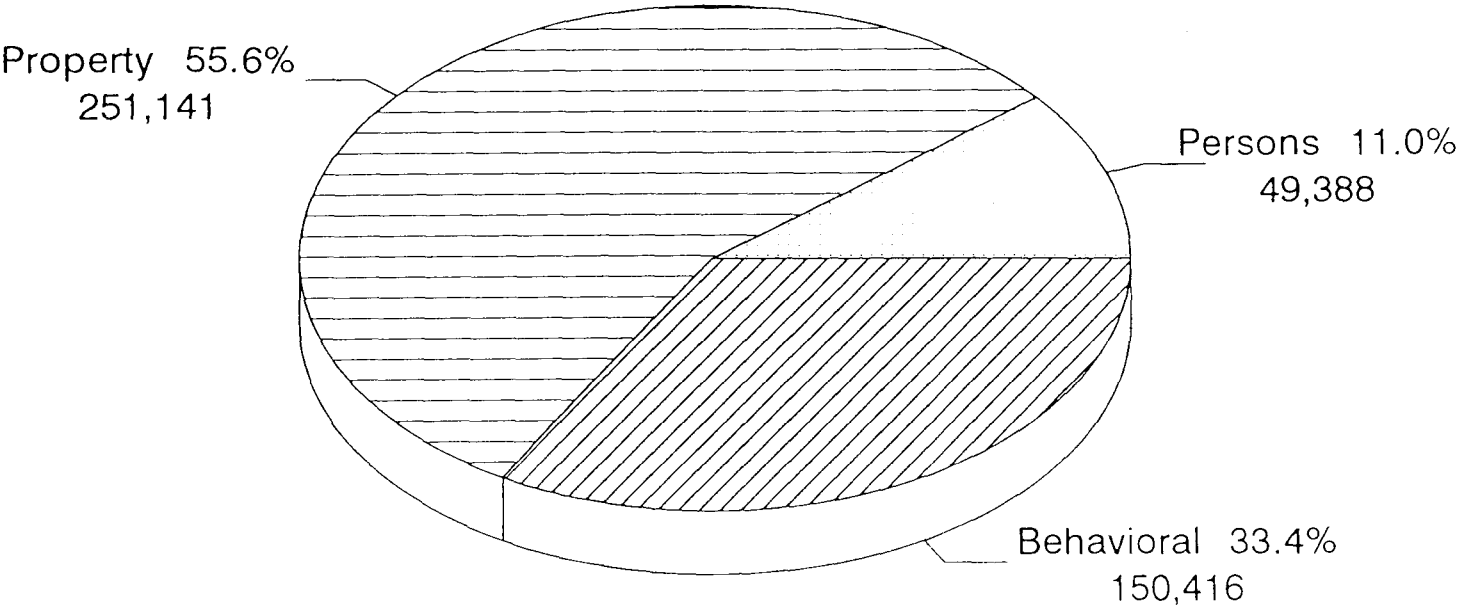
The increase in arrests of adults is reflected in all categories of crime.

1996 CRIMINAL OFFENSES by POPULATION CENTER

The cities of Portland, Salem and Eugene, combined have 23.6% of the Oregon population and reported 38.3% of the Crimes Against Persons, 34.7% of the Crimes Against Property, 25.8% of Behavioral Crimes and 32.1% of the Crime Total.

.
Multnomah, Clackamas, Washington, Marion and Lane Counties contain 59.6% of the State's population and reported 61.0% of the Crime Total.

TOTAL REPORTED OFFENSES
January through December 1996

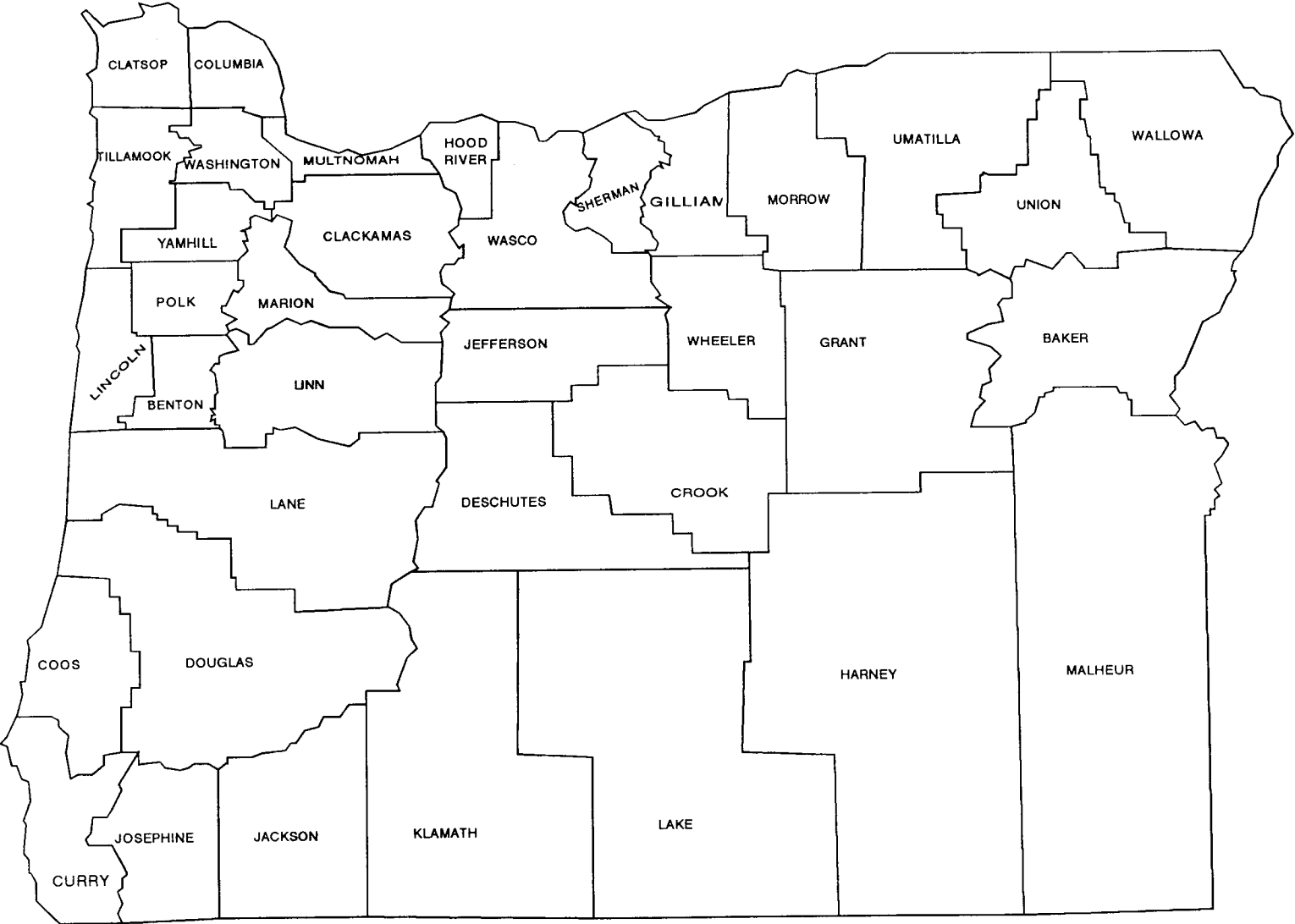


Total Offenses = 450,945

REPORTED OFFENSES					
	1995	1996	PERCENT CHANGE	RATE PER 10,000	
				1995	1996
CRIMES AGAINST PERSONS					
Willful Murder *	129	119	-7.8%	0.4	0.4
Negligent Homicide (1)	13	10	-23.1%	0.04	0.03
Forcible Rape *	1,312	1,262	-3.8%	4.2	4.0
Other Sex Offenses	6,463	6,021	-6.8%	20.6	18.9
Kidnapping	652	580	-11.0%	2.1	1.8
Robbery *	4,400	3,933	-10.6%	14.0	12.4
Aggravated Assault *	10,568	9,440	-10.7%	33.7	29.7
Simple Assault	31,293	28,023	-10.4%	99.9	88.1
TOTAL	54,830	49,388	-9.9%	175.1	155.3
CRIMES AGAINST PROPERTY					
Burglary *	34,739	31,537	-9.2%	110.9	99.1
Larceny *	133,202	127,685	-4.1%	425.3	401.4
Motor Vehicle Theft *	22,642	17,340	-23.4%	72.3	54.5
Arson *	1,767	1,580	-10.6%	5.6	5.0
Forgery/Counterfeiting	11,634	10,237	-12.0%	37.1	32.2
Fraud	11,683	10,326	-11.6%	37.3	32.5
Embezzlement	558	675	21.0%	1.8	2.1
Stolen Property	821	712	-13.3%	2.6	2.2
Vandalism	51,171	51,049	-0.2%	163.4	160.5
TOTAL	268,217	251,141	-6.4%	856.4	789.5
BEHAVIORAL CRIMES					
Weapon Laws	5,139	3,845	-25.2%	16.4	12.1
Prostitution	780	889	14.0%	2.5	2.8
Drug Laws	18,831	18,021	-4.3%	60.1	56.7
Gambling	35	37	5.7%	0.1	0.1
Crimes Against Family	2,605	2,342	-10.1%	8.3	7.4
D.U.I.I.	20,241	23,985	18.5%	64.6	75.4
Liquor Laws	10,534	12,992	23.3%	33.6	40.8
Disorderly Conduct	19,095	16,293	-14.7%	61.0	51.2
All Other (Except Traffic)	49,079	50,289	2.5%	156.7	158.1
Curfew	6,869	7,800	13.6%	21.9	24.5
Runaway Juveniles	15,260	13,923	-8.8%	48.7	43.8
TOTAL	148,468	150,416	1.3%	474.0	472.9
GRAND TOTAL	471,515	450,945	-4.4%	1505.5	1417.6
* Index Total	208,759	192,896	-7.6%	666.5	606.4
Traffic Crime	26,623	26,717	0.4%	85.0	84.0
Fish & Game Violations	5,716	5,309	-7.1%	18.3	16.7
Marine Violations	722	720	-0.3%	2.3	2.3

(1) Negligent Homicide offenses do not include vehicular deaths

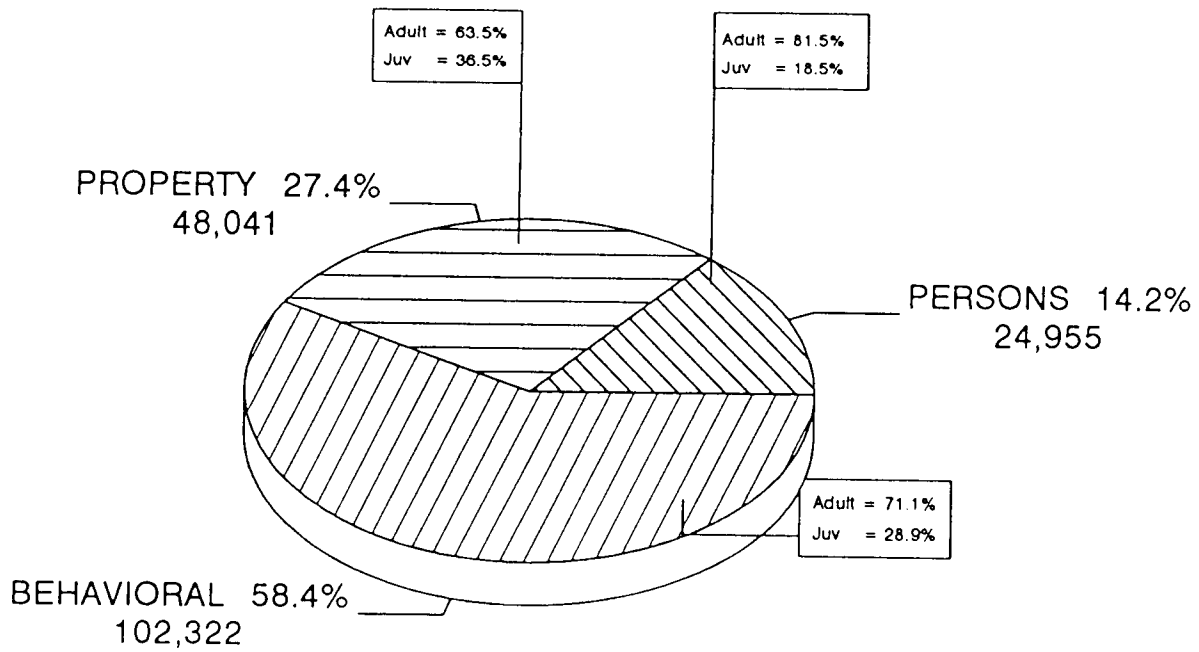
OREGON COUNTY MAP



COUNTY FIVE YEAR PROFILE OF TOTAL CRIMES					
	1992	1993	1994	1995	1996
BAKER	2,184	2,200	2,513	2,584	2,888
BENTON	9,431	9,116	10,518	9,883	9,072
CLACKAMAS	29,597	29,544	30,868	33,079	35,053
CLATSOP	6,192	6,340	6,470	6,781	6,089
COLUMBIA	4,015	4,166	3,795	4,350	4,333
COOS	11,048	10,705	11,014	12,370	10,577
CROOK	1,796	1,960	2,025	2,373	2,705
CURRY	2,192	1,937	1,976	2,230	1,913
DESCHUTES	10,052	10,454	12,063	13,836	13,893
DOUGLAS	12,141	13,026	14,752	13,466	13,870
GILLIAM	93	82	112	124	164
GRANT	673	693	720	708	666
HARNEY	432	514	518	572	694
HOOD RIVER	1,937	1,703	1,767	1,947	1,984
JACKSON	21,634	24,398	24,897	22,835	20,052
JEFFERSON	1,912	1,786	2,105	2,664	2,558
JOSEPHINE	11,458	10,421	8,515	8,481	8,584
KLAMATH	4,504	4,990	5,781	6,928	5,977
LAKE	462	445	460	522	447
LANE	36,101	36,595	42,471	45,532	45,884
LINCOLN	6,755	6,529	7,455	7,169	6,905
LINN	17,102	18,552	18,400	20,087	18,611
MALHEUR	3,478	3,775	4,745	4,703	4,915
MARION	42,371	43,388	49,041	51,394	46,652
MORROW	753	897	1,044	1,099	1,233
MULTNOMAH	109,681	109,092	114,855	117,532	111,094
POLK	7,677	8,234	9,630	9,139	8,944
SHERMAN	120	169	156	193	188
TILLAMOOK	2,380	2,118	2,482	2,629	2,503
UMATILLA **	6,232	5,844	6,155	10,397	9,505
UNION	2,473	2,090	2,190	2,237	2,166
WALLOWA	510	638	458	514	507
WASCO	3,339	3,143	3,906	3,841	3,235
WASHINGTON	31,441	31,511	33,932	37,112	36,245
WHEELER	110	109	115	128	148
YAMHILL	10,887	10,666	12,119	12,076	10,691
TOTAL	413,163	417,830	450,023	471,515	450,945

** Umatilla County - Pendleton Police Department submitted no reports for 1991, 1992, 1993 or 1994, but resumed reporting for 1995.

TOTAL REPORTED ARRESTS January through December 1996



Total Arrests = 175,318

REPORTED ARRESTS							
	1995 (2)			1996 (2)			TOTAL PERCENT CHANGE
	ADULT	JUVENILE	TOTAL	ADULT	JUVENILE	TOTAL	
CRIMES AGAINST PERSONS							
Willful Murder *	148	26	174	132	20	152	-12.6%
Negligent Homicide (1)	28	1	29	17		17	-41.4%
Forcible Rape *	289	62	351	259	58	317	-9.7%
Other Sex Offenses	1,149	309	1,458	1,183	344	1,527	4.7%
Kidnapping	141	19	160	115	12	127	-20.6%
Robbery *	1,215	448	1,663	1,079	369	1,448	-12.9%
Aggravated Assault *	2,312	776	3,088	2,078	693	2,771	-10.3%
Simple Assault	17,306	3,219	20,525	15,468	3,128	18,596	-9.4%
TOTAL	22,588	4,860	27,448	20,331	4,624	24,955	-9.1%
CRIMES AGAINST PROPERTY							
Burglary *	2,747	1,907	4,654	2,479	1,887	4,366	-6.2%
Larceny *	19,723	10,738	30,461	18,821	10,495	29,316	-3.8%
Motor Vehicle Theft *	3,309	1,466	4,775	2,286	1,226	3,512	-26.5%
Arson *	238	333	571	202	302	504	-11.7%
Forgery/Counterfeiting	2,447	208	2,655	1,922	179	2,101	-20.9%
Fraud	1,540	154	1,694	1,438	178	1,616	-4.6%
Embezzlement	122	3	125	82	2	84	-32.8%
Stolen Property	531	195	726	472	177	649	-10.6%
Vandalism	2,847	2,838	5,685	2,799	3,094	5,893	3.7%
TOTAL	33,504	17,842	51,346	30,501	17,540	48,041	-6.4%
BEHAVIORAL CRIMES							
Weapon Laws	2,745	650	3,395	1,945	527	2,472	-27.2%
Prostitution	807	11	818	913	20	933	14.1%
Drug Laws	14,390	2,125	16,515	14,209	2,638	16,847	2.0%
Gambling	23	9	32	20	4	24	-25.0%
Crimes Against Family	669	12	681	741	21	762	11.9%
D.U.I.I.	18,330	212	18,542	21,569	275	21,844	17.8%
Liquor Laws	8,243	4,514	12,757	10,429	6,108	16,537	29.6%
Disorderly Conduct	4,193	1,266	5,459	4,091	1,319	5,410	-0.9%
All Other (Except Traffic)	17,458	6,271	23,729	19,849	7,906	27,755	17.0%
Curfew		5,066	5,066		5,451	5,451	7.6%
Runaway Juveniles		4,519	4,519		4,287	4,287	-5.1%
TOTAL	66,858	24,655	91,513	73,766	28,556	102,322	11.8%
GRAND TOTAL	122,950	47,357	170,307	124,598	50,720	175,318	2.9%
* Index Total	29,981	15,756	45,737	27,336	15,050	42,386	-7.3%
Traffic Crime	16,362	638	17,000	16,143	693	16,836	-1.0%
Fish & Game Violations	5,062	244	5,306	4,623	226	4,849	-8.6%
Marine Violations	645	28	673	657	28	685	1.8%

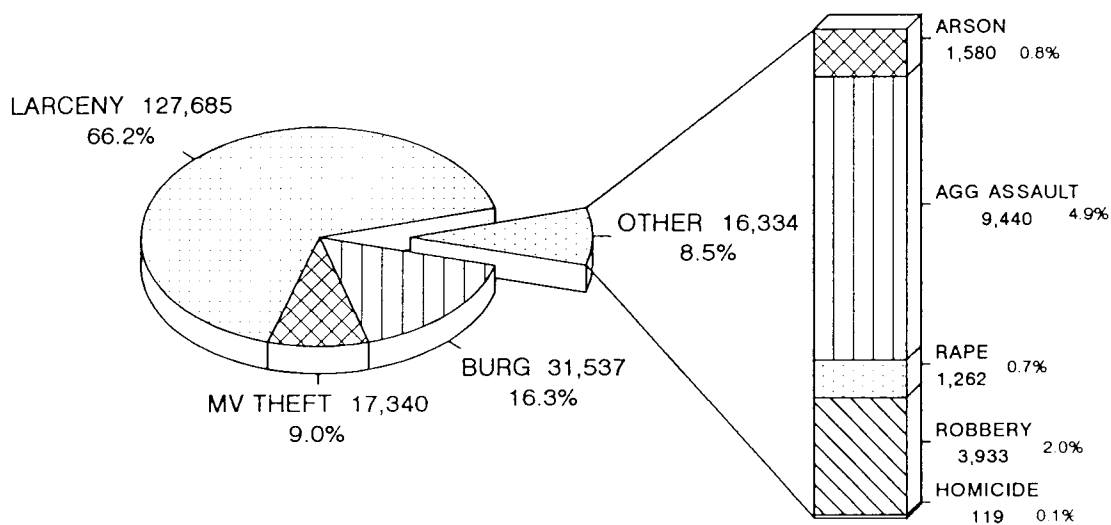
(1) Negligent Homicide arrests include both vehicular and non-vehicular circumstances.

(2) Arrests do not include data from Hillsboro Police Department

INDEX CRIME OFFENSES

INDEX			PERCENT CHANGE	RATE PER 10,000	
	1995	1996		1995	1996
Willful Murder	129	119	-7.8%	0.4	0.4
Forcible Rape	1,312	1,262	-3.8%	4.2	4.0
Robbery	4,400	3,933	-10.6%	14.0	12.4
Aggravated Assault	10,568	9,440	-10.7%	33.7	29.7
Total Violent Index	16,409	14,754	-10.1%	52.4	46.4
Burglary	34,739	31,537	-9.2%	110.9	99.1
Larceny	133,202	127,685	-4.1%	425.3	401.4
Motor Vehicle Theft	22,642	17,340	-23.4%	72.3	54.5
Arson	1,767	1,580	-10.6%	5.6	5.0
Total Property Index	192,350	178,142	-7.4%	614.1	560.0
INDEX TOTAL	208,759	192,896	-7.6%	666.5	606.4

TOTAL REPORTED INDEX CRIME OFFENSES January through December 1996

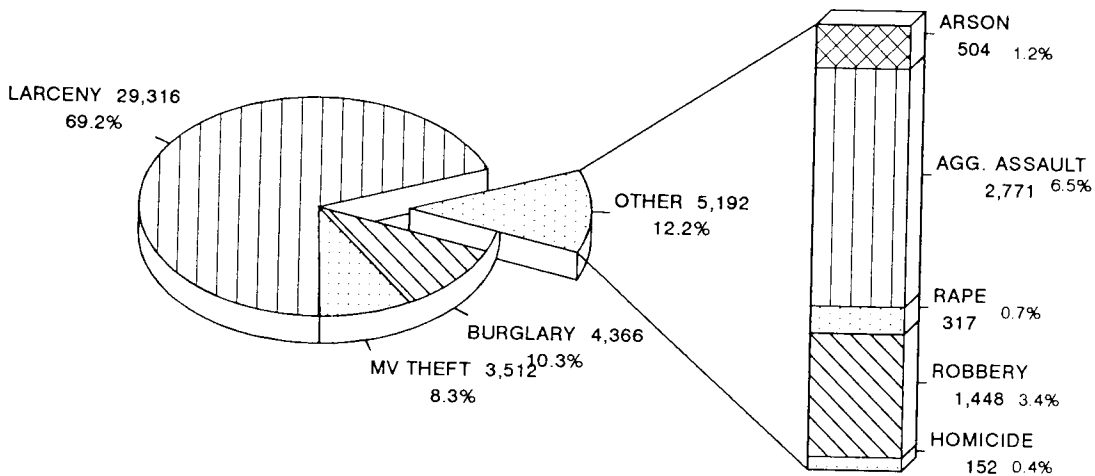


Total Index Crime = 192,896

INDEX CRIME ARRESTS

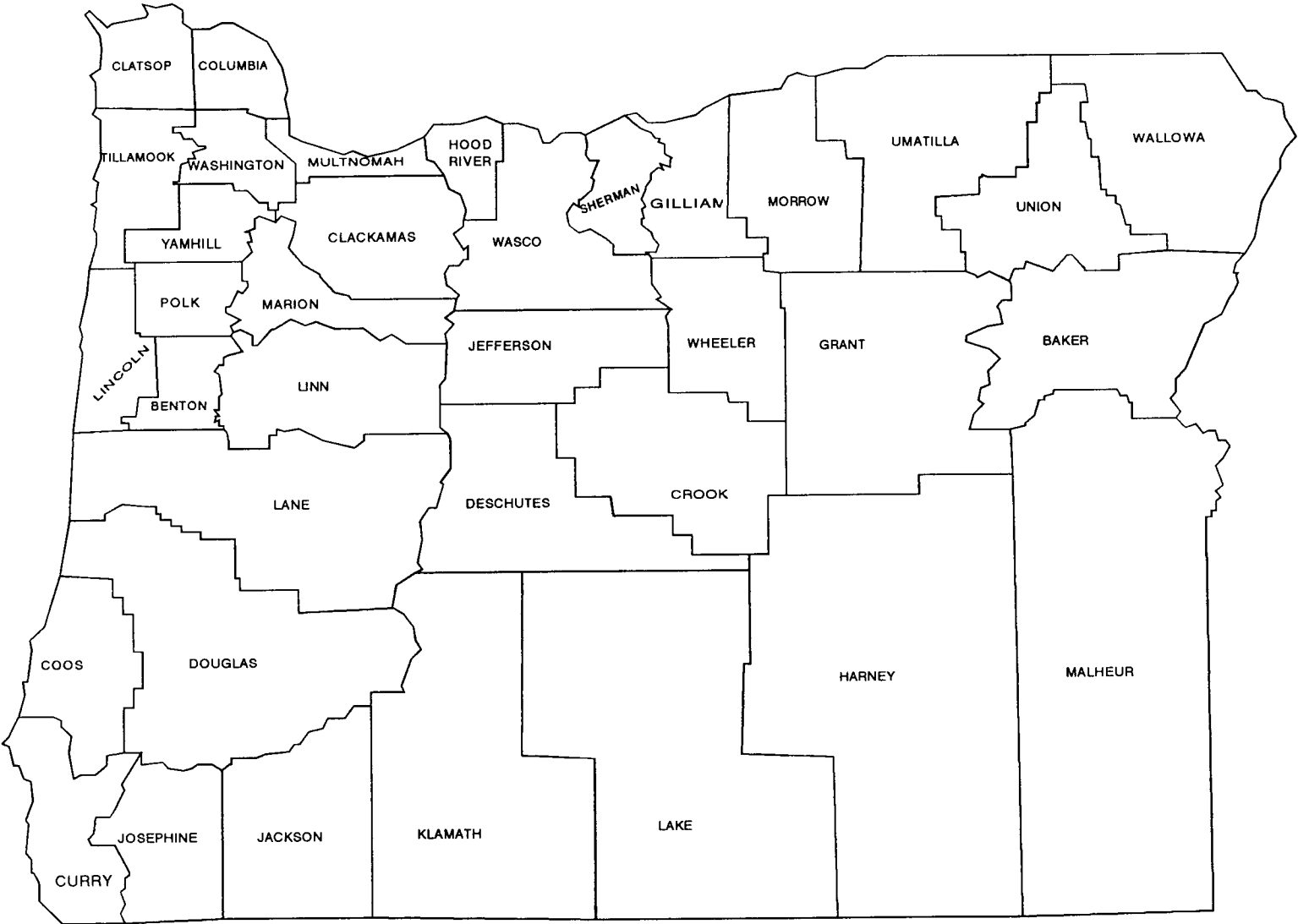
INDEX	1995			1996			PERCENT CHANGE
	ADULT	JUVENILE	TOTAL	ADULT	JUVENILE	TOTAL	
Willful Murder	148	26	174	132	20	152	-12.6%
Forcible Rape	289	62	351	259	58	317	-9.7%
Robbery	1,215	448	1,663	1,079	369	1,448	-12.9%
Aggravated Assault	2,312	776	3,088	2,078	693	2,771	-10.3%
Total Violent Index	3,964	1,312	5,276	3,548	1,140	4,688	-11.1%
Burglary	2,747	1,907	4,654	2,479	1,887	4,366	-6.2%
Larceny	19,723	10,738	30,461	18,821	10,495	29,316	-3.8%
Motor Vehicle Theft	3,309	1,466	4,775	2,286	1,226	3,512	-26.5%
Arson	238	333	571	202	302	504	-11.7%
Total Property Index	26,017	14,444	40,461	23,788	13,910	37,698	-6.8%
INDEX TOTAL	29,981	15,756	45,737	27,336	15,050	42,386	-7.3%

TOTAL REPORTED INDEX CRIME ARRESTS January through December 1996



Total Index Arrests = 42,386

OREGON COUNTY MAP



COUNTY FIVE YEAR PROFILE OF INDEX CRIMES					
	1992	1993	1994	1995	1996
BAKER	717	752	801	945	995
BENTON	3,232	3,156	3,930	3,868	3,375
CLACKAMAS	14,074	14,096	15,165	16,183	16,142
CLATSOP	1,609	1,742	1,675	1,895	1,988
COLUMBIA	1,060	1,175	1,048	1,162	1,121
COOS	2,889	3,250	3,442	3,821	2,962
CROOK	488	483	630	769	745
CURRY	817	669	558	680	619
DESCHUTES	4,442	4,329	4,954	6,020	5,878
DOUGLAS	3,730	3,815	4,724	4,747	4,396
GILLIAM	30	26	37	31	33
GRANT	232	250	261	230	189
HARNEY	148	236	181	219	191
HOOD RIVER	754	603	676	685	643
JACKSON	7,940	9,111	9,975	10,748	9,177
JEFFERSON	527	525	569	832	851
JOSEPHINE	3,429	3,357	3,562	3,825	3,369
KLAMATH	1,723	1,954	2,440	3,160	2,522
LAKE	129	162	151	180	194
LANE	15,847	16,550	20,428	22,418	21,840
LINCOLN	2,368	2,208	2,696	2,601	2,277
LINN	5,576	5,984	7,080	7,297	6,202
MALHEUR	1,131	1,233	1,647	1,517	1,444
MARION	16,445	16,425	19,242	21,549	18,530
MORROW	286	318	408	363	461
MULTNOMAH	60,680	60,353	63,071	63,355	57,837
POLK	2,026	1,990	2,763	2,559	2,370
SHERMAN	35	53	44	70	66
TILLAMOOK	782	691	879	820	692
UMATILLA **	2,310	2,114	2,009	3,021	2,895
UNION	767	690	788	752	831
WALLOWA	198	180	136	149	158
WASCO	1,239	1,176	1,662	1,469	1,132
WASHINGTON	13,720	13,740	15,023	17,051	16,977
WHEELER	32	26	46	54	46
YAMHILL	3,026	2,834	3,437	3,714	3,748
TOTAL	174,438	176,256	196,138	208,759	192,896

** Umatilla County - Pendleton Police Department submitted no reports for 1992, 1993 or 1994, but resumed reporting for 1995.

OUCR ACTUAL OFFENSE VOLUME BY MONTH

CLASSIFICATION OF OFFENSES	JAN	FEB	MAR	APR	MAY	JUN	JUL	AUG	SEP	OCT	NOV	DEC	PRIOR UNF	TOTAL ACTUAL
PART 1 & PART 2														
01. HOMICIDE														
1. WILLFUL MURDER	11	6	9	9	14	6	6	11	12	8	5	4		101
2. AGGRAVATED MURDER		2	1		7					3	3	1		17
3. NEGL. NON TRAFFIC	1		1	1			2	1	1			3		10
4. TRAFFIC DEATH ARRESTS														
TOTAL	12	8	11	10	21	6	8	12	13	11	8	8		128
02. RAPE (FORCIBLE)														
1. FORCIBLE	90	87	95	88	99	84	100	96	99	90	85	82	20	1095
2. ATTEMPT RAPE-FORCE	14	14	13	5	11	11	14	17	14	15	17	9	2	154
TOTAL	104	101	108	93	110	95	114	113	113	105	102	91	22	1249
03. ROBBERY														
1. HIGHWAY	134	106	124	99	81	104	99	109	126	122	136	109	7	1349
2. BUSINESS	130	123	121	73	81	75	83	74	58	79	115	134	1	1146
3. SERVICE STATION	10	6	5	3	5	7	6	3	5	8	14	16		88
4. CONVENIENCE STORE	43	35	19	16	15	16	19	15	16	28	14	18		254
5. RESIDENCE	30	36	33	27	23	15	16	31	33	32	20	22	3	318
6. BANK	24	20	22	17	21	27	27	22	10	17	16	17		240
9. OTHER	47	44	46	38	34	43	48	39	24	28	47	38	6	476
TOTAL	418	370	370	273	260	287	298	293	272	314	362	354	17	3871
04. AGGRAVATED ASSAULT														
1. AGGRAVATED	723	683	713	700	753	802	904	868	835	753	700	654	12	9088
3. ATTEMPTED MURDER	26	27	20	18	26	18	14	17	13	22	10	36	2	247
TOTAL	749	710	733	718	779	820	918	885	848	775	710	690	14	9335
05. BURGLARY														
1. RESIDENCE	1609	1382	1463	1452	1554	1458	1626	1719	1553	1617	1578	1678	39	18689
2. BUSINESS	751	668	576	544	580	560	573	559	556	690	710	744	3	7511
3. OTHER STRUCTURE	384	334	360	349	407	429	381	359	348	389	418	383	2	4541
TOTAL	2744	2384	2399	2345	2541	2447	2580	2637	2457	2696	2706	2805	44	30741
06. LARCENY														
1. PICKPOCKET	13	27	19	14	24	17	25	22	22	24	17	25		249
2. PURSES/NATCH	39	29	20	24	18	17	25	35	25	28	22	28		310
3. SHOPLIFT	2200	2096	2278	1992	2033	1801	1769	1755	1509	1771	1798	1771		22773
4. FROM MOTOR VEHICLES	3251	2627	2810	2772	2851	2667	2915	3037	2685	3090	3121	3206	22	35032
5. MOTOR VEH. PART/ACC.	1383	1174	1376	1186	1169	1085	1196	1257	1014	1242	1202	1243	5	14527
6. BICYCLES	423	413	525	611	688	793	939	1124	919	898	595	428	8	8356
7. FROM PUBLIC BUILDING	848	806	788	830	793	658	702	726	649	833	777	775	20	9185
8. FROM COIN-OP MACHINE	50	32	39	43	25	23	27	21	24	54	39	27		404
9. ALL OTHERS	2815	2431	2709	2673	2837	2899	3173	3183	2803	3185	2842	3074	94	34624
TOTAL	11022	9635	10564	10145	10438	9960	10771	11160	9650	11125	10413	10577	149	125460
07. MOTOR VEHICLE THEFT														
1. AUTOMOBILES	1022	893	878	842	845	735	839	820	852	987	1023	1019	50	10755
2. TRUCKS AND BUSES	582	475	457	448	383	310	356	400	376	495	445	522	16	5249
3. MOTORCYCLES	65	45	75	48	55	69	83	88	76	64	69	35	3	772
4. SNOWMOBILES	8	5	7	3	4	2	4	4	1	5	11	9		63
9. OTHER VEHICLES	23	20	24	16	13	28	24	25	18	25	21	19		256
TOTAL	1700	1438	1441	1357	1300	1144	1306	1337	1323	1576	1569	1604	69	17095
08. SIMPLE ASSAULT	2213	2090	2236	2137	2369	2224	2478	2478	2326	2329	2229	2171	32	27280
09. ARSON	92	118	123	122	144	151	187	169	117	117	91	111	1	1542
10. FORGERY/COUNTERFEIT	951	751	848	851	797	665	836	967	809	918	785	838	5	10016
11. FRAUD	1019	773	823	787	777	736	837	900	895	912	829	909	24	10197
12. EMBEZZLEMENT	68	67	53	53	46	47	47	41	58	90	50	57	4	677
13. STOLEN PROPERTY	56	54	41	45	56	46	47	59	53	64	60	91		672
14. VANDALISM	4421	3903	4525	4051	4223	4120	4276	4340	3662	4057	4143	3935	18	49656
15. WEAPON LAWS	316	297	316	293	356	281	288	318	289	339	311	302	4	3706
16. PROSTITUTION	56	73	85	65	87	81	31	173	66	57	71	39		884
17. SEX CRIMES	564	433	492	490	526	495	540	524	457	567	401	454	99	5943
18. DRUG LAWS	1342	1184	1384	1450	1453	1419	1250	1488	1539	1679	1423	1729	7	17340
19. GAMBLING		2	2	2		2	2	2	4	16	3	2		37
20. OFF AGAINST FAMILY	158	176	158	176	174	274	231	188	195	222	168	199	18	2319
21. DRIVING UNDER INFLU	1942	1738	2108	1912	1924	2055	2039	2014	2009	1880	1883	1771		23275
22. LIQUOR LAWS	804	664	1119	901	1062	1406	1439	1277	1210	1067	781	908	1	12638
24. DISORDERLY CONDUCT	1312	1159	1297	1261	1414	1576	1484	1549	1425	1390	1240	1083	16	16190
25. KIDNAPPING	58	35	55	42	37	40	35	48	54	37	55	51	1	547
26. ALL OTHER	3621	3497	4101	4006	4332	4270	4487	4500	4399	4376	4037	3829	53	49455
28. CURFEW	420	351	564	476	611	1008	992	1181	513	442	456	408		7422
29. RUNAWAY	1157	1106	1277	1159	1273	1139	1028	1136	1118	1246	1160	925	31	13724

STATEWIDE OFFENSES BY MONTH, 1996
(Includes offenses which were later unfounded)

Does not include data from Douglas County Sheriff's Department or Hillsboro Police Department

STATEWIDE OFFENSES by TYPE OF LOCATION, 1996
 (Includes offenses which were later unfounded)

OFFENSES BY PREMISE TYPE

	01	02-17	03	04-08	05	06	07	09	10-11-12	14	18	22-24	OTHER	TOTAL
	HOM	SEX	ROBB	ASLT	BURG	LARC	MVT	ARSON	F/F/E	VAND	DRUGS	LQ/DC		
10 SINGLE FAMILY RESID.	45	3415	182	12743	13859	11495	1162	190	1200	7062	1884	5997	19296	78530
11 APT/PLEX/CONDOMINIUM	17	1108	151	6082	3826	4144	390	75	294	1972	700	2651	5219	26629
12 CLUB/DORMITORY		79	6	421	316	391	20	24	22	269	17	104	560	2229
13 CABIN		3	1	2	108	13	1		1	19	1	2	31	182
14 HOTEL/MOTEL	1	115	61	422	226	824	54	12	238	249	209	198	409	3018
20 PUBLIC SAFETY FACIL.		27		263	28	169	12	7	43	200	429	77	973	2228
21 GOVT.OFFICE/SERVICE		14	3	126	162	434	16	9	122	349	80	84	677	2076
22 PUB.SCHOOL/COLLEGE		188	26	1482	581	3093	50	186	53	2264	813	765	1919	11420
23 AUDITORIUM		7	3	34	23	170	3	1	7	43	2	30	35	358
24 AIRPORT/DEPOT		2	9	34	27	361	9	3	15	63	12	41	137	713
25 CHURCH		9	3	33	402	313	12	19	6	328	6	30	139	1300
26 PVT.SCHOOL/COLLEGE		25	1	125	91	325	10	8	29	160	46	78	249	1147
27 HOSPITAL	1	20	6	85	24	368	15		23	54	27	65	161	849
30 RESTAURANT	1	55	197	353	765	1697	31	13	1033	696	58	312	634	5845
31 THEATER		3	8	24	23	112	11		6	32		13	16	248
32 B ALLEY/RINK/ARCADE		9	5	38	26	190	11	1	66	62	6	28	67	509
33 NIGHT CLUB/TAVERN	1	28	54	892	219	871	63	11	325	235	108	929	605	4341
34 FINANCIAL		4	238	21	88	279	6	3	1898	133	21	26	135	2852
35 SERVICES		13	97	172	457	1416	87	8	1528	417	55	145	358	4753
36 MEDICAL/DENTAL		11	1	32	195	263	4	3	35	169	13	23	80	829
37 PHARMACY/DRUGSTORE		1	17	7	24	373			153	51	183	4	20	833
38 GROCERY		16	336	222	218	8627	58	7	3601	333	180	459	957	15014
39 CONVENIENCE STORE	1	21	274	204	224	3031	23	3	524	287	55	388	530	5565
40 DEPARTMENT/VARIETY		47	225	124	185	9123	74	6	1574	264	214	131	819	12786
41 APPAREL		7	45	17	89	1085			313	80	11	16	43	1706
42 JEWELRY/CAMERA		1	5	3	30	93		2	54	15		2	9	214
43 FURNITURE/APPLIANCE		1		2	53	84	2	1	92	83	2	2	22	344
44 HARDWARE/SPORT.GOODS		1	7	8	121	491	5	3	188	87	11	4	126	1052
45 MOTOR VEHICLE SALES		11	20	164	309	4018	560	16	334	2092	64	63	302	7953
46 MARINE		1		5	13	63	1		6	11	1	3	10	114
47 CONSTRUCTION		3	1	13	250	384	14	3	62	160	3	7	48	948
48 LIQUOR/BEVERAGE			9	4	43	48			49	19		21	11	204
49 OTHER BUSINESS	2	110	133	395	3078	5373	242	54	1931	2698	155	670	2022	16863
50 FACTORY/WAREHOUSE	1	7	25	60	589	1457	65	14	265	202	11	14	147	2857
51 OTH.RESIDENCE BLDGS.	1	15	3	50	1724	519	94	25	17	222	23	15	87	2795
52 OTHER FARM BLDGS.	1	5	1	3	416	139	39	9		60	3	9	41	726
53 DOCK/PIER/WHARF		1	1	11	16	63	6	3	2	10	2	11	25	151
59 OTHER BUILDINGS		13	4	29	686	352	21	18	39	376	14	33	139	1724
60 STREET/ALLEY/SIDEWLK	8	562	975	5649	110	18755	5454	198	438	9948	3833	5348	9406	60684
61 FREEWAY		7	7	153	1	41	33	17	14	60	166	70	200	769
62 OTHER ROAD	3	39	28	371	6	492	116	58	39	596	756	647	1435	4586
63 BRIDGE/VIADUCT/TUNNL		7	11	20	1	23			1	63	10	44	61	241
64 PARKING LOT/DRIVEWAY	7	154	300	2188	98	27111	7044	109	158	10058	654	1701	2966	52548
70 GOLF COURSE		2	2	8	24	83	6	1	5	48		4	27	210
71 PARK/CAMPGRND/BEACH	4	224	72	602	46	955	49	52	46	1045	347	970	924	5336
72 WATER/SHORELINE	3	27	1	60	2	261	17	3	3	84	72	240	254	1027
73 CEMETERY		10	1	9	7	32	1	2		49	7	11	12	141
74 YARDS/RELATED AREA	2	139	22	851	54	6539	251	89	46	2738	107	470	3998	15306
75 DEV.FARMLAND/PASTURE		7		14	24	239	22	12	3	214	13	18	450	1016
76 LOGGING SITE				3		58	4			31	8	2	11	117
77 WOODS/FOREST/MTS.	2	27	2	43	10	254	17	12	1	94	184	36	348	1030
79 OTHER AREA	6	422	54	972	255	3893	1168	99	356	1729	553	1031	3117	13655
UNKNOWN	35	517	266	1566	892	5445	484	159	3757	1343	5249	5335	81920	6968
TOTAL	142	7540	3899	37214	31044	26432	17837	1548	21015	49926	17378	29377	42187	85539

Does not include data from Douglas County Sheriff's Department or Hillsboro Police Department

OFFENSE SUMMARY BY TIME OF OCCURRENCE

CLASSIFICATION OF ACTIVITY	OFFENSE COUNT	MID	2 AM	4 AM	6 AM	8 AM	10 AM	12 N	2 PM	4 PM	6 PM	8 PM	10 PM	DAY	NIGHT	UNKNOWN
		TO 2 AM	TO 4 AM	TO 6 AM	TO 8 AM	TO 10AM	TO 12 N	TO 2 PM	TO 4 PM	TO 6 PM	TO 8 PM	TO 10PM	TO 12MID			
PART 1 & PART 2																
01. HOMICIDE																
1. WILLFUL MURDER	115	18	9	5	4	2	9	1	6	5	9	12	15	32	73	10
2. AGGRAVATED MURDER	17	3		5			1					4	1	1	13	3
3. NEGL. NON TRAFFIC	10	1					1			2	2	1	1	6	3	1
TOTAL	142	22	9	10	4	3	11	1	8	7	14	12	17	39	89	14
02. RAPE (FORCIBLE)																
1. FORCIBLE	1140	100	67	49	13	34	33	50	43	47	41	56	86	275	559	306
2. ATTEMPT RAPE-FORCE	163	16	9	7	3	2	9	2	6	4	11	15	14	33	92	38
TOTAL	1303	116	76	56	16	36	42	52	49	51	52	71	100	308	651	344
03. ROBBERY																
1. HIGHWAY	1359	172	107	44	30	41	50	59	109	99	142	190	192	415	916	28
2. BUSINESS	1148	36	29	12	24	27	65	96	128	172	162	166	134	563	578	7
3. SERVICE STATION	89	8	7	9	5	1	1	1	1	7	13	17	12	20	68	1
4. CONVENIENCE STORE	255	50	35	23	1	5	7	5	8	7	18	34	38	35	220	35
5. RESIDENCE	320	36	28	16	7	8	17	21	11	19	26	39	39	97	217	6
6. BANK	242					15	50	42	56	54	4		4	231	9	2
9. OTHER	486	51	29	20	9	14	11	31	42	37	50	49	66	164	305	17
TOTAL	3899	353	235	124	76	111	201	255	355	395	415	495	485	1525	2313	61
04. AGGRAVATED ASSAULT																
1. AGGRAVATED	9162	968	628	217	178	316	461	590	732	875	944	1106	1188	3399	5456	307
3. ATTEMPTED MURDER	248	29	17	12	6	6	4	7	23	22	17	30	46	75	162	11
TOTAL	9410	997	645	229	184	322	465	597	755	897	961	1136	1234	3474	5618	318
05. BURGLARY																
1. RESIDENCE	18931	695	388	248	303	487	609	776	757	791	722	672	597	6938	5329	6664
2. BUSINESS	7543	491	507	385	267	331	171	154	148	200	197	216	243	1425	3714	2404
3. OTHER STRUCTURE	4570	207	69	60	72	148	134	153	139	161	118	100	81	1036	1294	2240
TOTAL	31044	1393	964	693	642	966	914	1083	1044	1152	1037	988	921	9399	10337	11308
06. LARCENY																
1. PICKPOCKET	254	12	9	1	2	10	14	16	43	27	25	15	19	142	101	11
2. PURSESNATCH	315	17	9	2	7	6	27	44	42	39	34	35	24	170	130	15
3. SHOPLIFT	22823	746	467	131	140	430	1604	3083	4099	4276	2965	1774	921	14922	7490	411
4. FROM MOTOR VEHICLES	35194	1338	758	518	868	1304	1247	1163	1222	1353	1228	1267	1178	10298	13819	11077
5. MOTOR VEH. PART/ACC.	14551	580	355	222	242	373	293	340	297	312	316	395	475	3221	7158	4172
6. BICYCLES	8425	304	95	59	98	274	311	504	617	693	539	464	340	3248	2681	2496
7. FROM PUBLIC BUILDING	9254	275	76	37	79	342	516	669	671	549	414	286	259	4676	2204	2374
8. FROM COIN-OP MACHINE	406	14	7	8	8	23	24	24	23	18	15	26	16	134	147	125
9. ALL OTHERS	35210	1548	380	234	500	1648	1963	2482	2396	2216	1465	1273	933	14147	8244	12819
TOTAL	126432	4834	2156	1212	1944	4410	5999	8325	9410	9483	7001	5535	4165	50958	41974	33500
07. MOTOR VEHICLE THEFT																
1. AUTOMOBILES	11279	431	298	217	224	306	281	301	312	344	335	389	448	3137	5259	2883
2. TRUCKS AND BUSES	5427	177	125	86	117	140	100	152	130	154	147	119	159	1439	2272	1716
3. MOTORCYCLES	784	31	12	14	14	25	17	30	28	25	22	33	21	207	271	306
4. SNOWMOBILES	64	1				1	2		1	2	1	2		13	18	33
9. OTHER VEHICLES	283	15	10	7	8	13	15	21	14	14	16	11	17	90	99	94
TOTAL	17837	655	445	324	363	485	415	504	485	539	521	554	645	4886	7919	5032
08. SIMPLE ASSAULT	27803	2377	1480	505	507	1069	1512	1918	2556	2760	3122	3502	3234	11219	15499	1085
09. ARSON	1548	147	120	75	42	54	89	109	120	126	100	136	134	580	814	154
10. FORGERY/COUNTERFEIT	10052	462	47	23	102	426	789	1096	1031	995	591	426	307	5031	1979	3042
11. FRAUD	10283	527	149	77	124	464	687	818	997	802	630	463	280	4512	2270	3501
12. EMBEZZLEMENT	680	43	6	1	6	13	24	42	33	40	29	35	34	189	204	287
13. STOLEN PROPERTY	675	43	29	13	17	38	68	69	62	61	36	40	43	343	219	113
14. VANDALISM	49926	3250	1803	779	1139	2330	2087	2124	2472	2661	2600	3082	3366	15082	22363	12481
15. WEAPON LAWS	3747	403	258	94	56	176	248	329	403	392	327	390	416	1666	1959	122
16. PROSTITUTION	886	86	29	5	3	12	33	73	67	93	148	157	158	281	593	12
17. SEX CRIMES	6237	334	136	55	103	271	298	427	441	416	335	296	245	2185	1668	2384
18. DRUG LAWS	17377	1793	1137	437	342	855	1473	1664	1763	1675	1744	1880	1852	8004	9037	336
19. GAMBLING	37		1	1			17	2	4	5	3	2	1	28	8	1
20. OFF AGAINST FAMILY	2571	118	29	20	38	142	247	259	356	359	263	238	126	1495	845	231
21. DRIVING UNDER INFLU	23275	5758	4784	564	152	315	482	483	696	1018	1715	2918	4380	3146	20120	9
22. LIQUOR LAWS	12711	2526	1084	231	62	214	418	504	693	952	1153	1735	2640	2903	9646	162
24. DISORDERLY CONDUCT	16666	1577	894	277	272	655	908	1101	1420	1671	1828	2074	2210	6415	9228	1023
25. KIDNAPPING	565	38	26	22	9	15	20	33	39	37	35	59	57	199	313	53
26. ALL OTHER	50405	3095	1726	870	1276	3664	4251	4791	5219	5469	5057	4958	4176	26051	21188	3166
28. CURFEW	7422	3970	2165	347	16	25	36	82	17	9	10	27	702	185	7235	2
29. RUNAWAY	13823	571	168	116	738	969	943	1116	1440	1663	1631	1478	1247	7257	5535	1031

STATEWIDE OFFENSES BY TIME OF OCCURRENCE, 1996
(Includes offenses which were later unfounded)

Does not include data from Douglas County Sheriff's Department or Hillsboro Police Department

REPORT OF CRIMINAL OFFENSES
MOTIVATED BY PREJUDICE
JANUARY through DECEMBER, 1996

OREGON BIAS CRIME STATISTICS SUMMARY

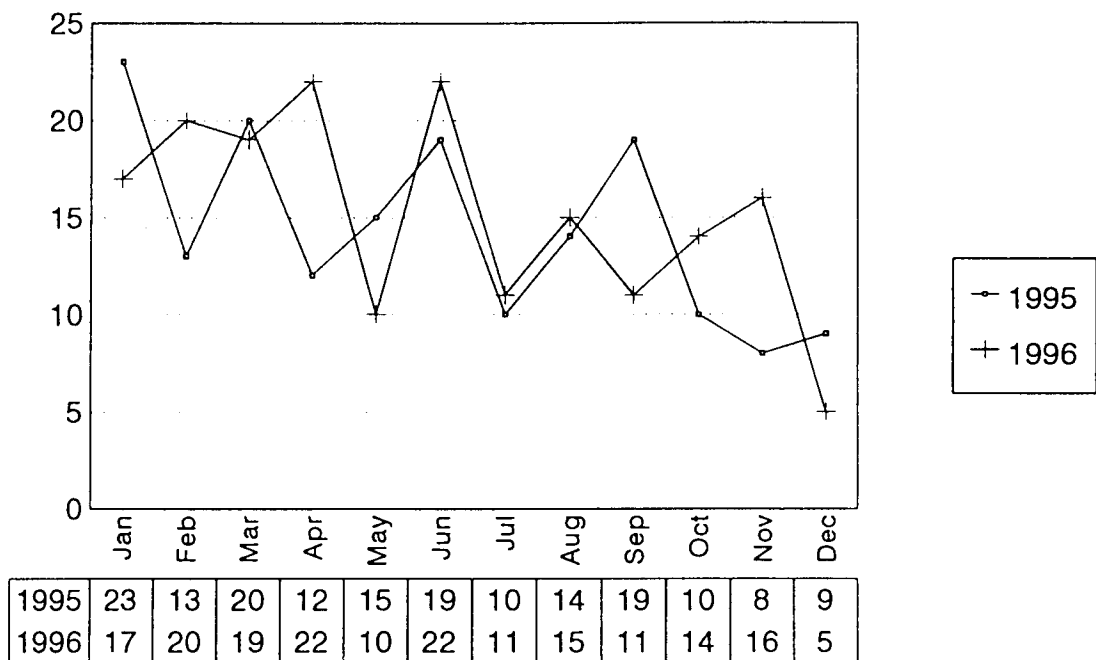
January through December 1996

The 1989 Oregon Legislature passed Senate Bill 606, amending ORS 181.550, requiring law enforcement agencies to report crimes motivated by prejudice to the State Executive Department, Law Enforcement Data System (LEDS). Law Enforcement agencies report these Bias Crime incidents by sending a copy of the police report to LEDS. The 1995 legislature passed Senate Bill 1044 which moved the Law Enforcement Data System from the Executive Department to the Department of Oregon State Police. This transfer included the Uniform Crime Reporting and Bias Crime Reporting Programs.

The number of bias crimes reported for 1996 increased 5.8% from the number reported for 1995.

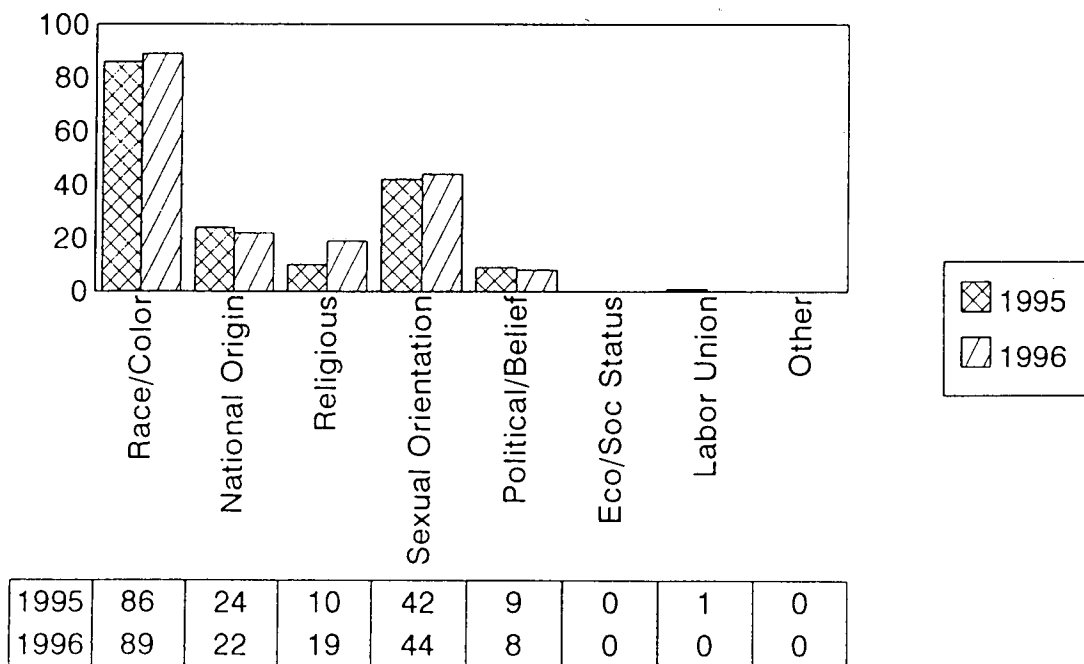
Bias Crime

Totals By Month Jan-Dec 1995 Compared to Jan-Dec 1996



By Type of Prejudice

Jan-Dec 1996 Compared to Jan-Dec 1995



A. Reported incidents by month:	January through December	January through December
	1995	1996
January	23	17
February	13	20
March	20	19
April	12	22
May	15	10
June	19	22
July	10	11
August	14	15
September	19	11
October	10	14
November	8	16
December	9	5
TOTAL	172	182

B. Reported incidents by type of crime:

Aggravated Assault	37	22
Burglary-Larceny	1	6
Forcible Rape		
Intimidation	76	87
Motor Vehicle Theft		
Murder		
Robbery	1	
Simple Assault	25	22
Vandalism	30	41
Other	2	4
TOTAL	172	182

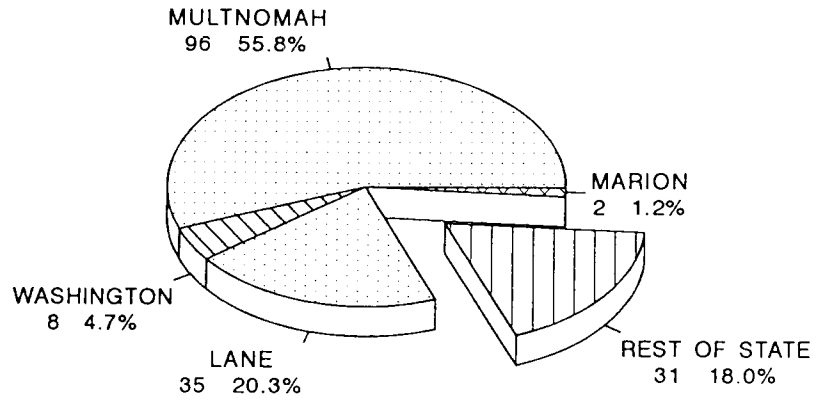
C. Reported incidents by type of prejudice:

Race/Color	86	89
National Origin	24	22
Religious	10	19
Sexual Orientation	42	44
Political/Beliefs	9	8
Labor Union	1	
Economic/Social Status		
Handicap		
TOTAL	172	182

D. Number and description of victims:	January through December 1995	January through December 1996
	Asian Male	11
Asian Female	2	3
Black Male	43	40
Black Female	22	16
Hispanic Male	18	16
Hispanic Female	6	4
Indian Male	4	1
Indian Female		1
White Male	56	58
White Female	25	26
VICTIM TOTAL	187	173
Male Victim Total	132	123
Female Victim Total	55	50
E. Number and description of offenders:		
Asian Male		2
Asian Female	3	
Black Male	20	12
Black Female	4	13
Hispanic Male	19	9
Hispanic Female		1
Indian Male		
Indian Female		4
White Male	141	130
White Female	8	19
OFFENDER TOTAL	195	190
Male Offender Total	180	153
Female Offender Total	15	37

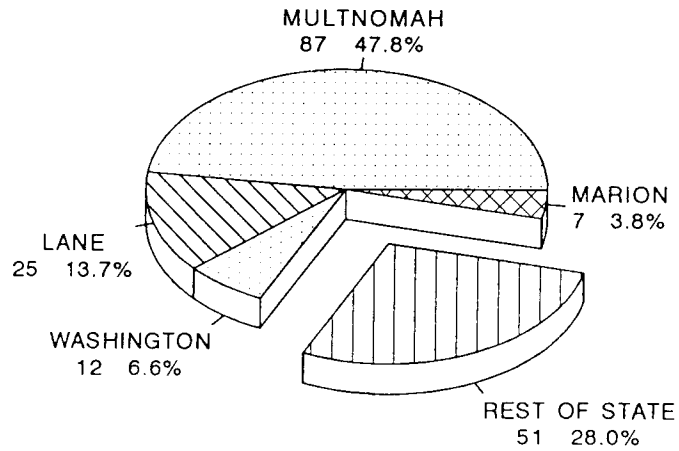
CRIMES MOTIVATED BY PREJUDICE by County Jan-Dec 1995 and 1996

1995



1995 Total = 172

1996



1996 Total = 182

F. Reported incidents by county of occurrence

COUNTY	January through December 1995	January through December 1996	January through December 1996					
			Race	National Origin	Sexual Orientation	Religion	Other	
Baker								
Benton	3	19	9	2	3	5		
Clackamas	8	9	4		2			3
Clatsop	1	2	1		1			
Columbia	1							
Coos								
Crook								
Curry		1		1				
Deschutes	3	1	1					
Douglas	6	5	3	2				
Gilliam								
Grant								
Harney								
Hood River								
Jackson	5	6	2	1		3		
Jefferson								
Josephine		2	1		1			
Klamath		2	1	1				
Lake								
Lane	35	25	10	3	7	5		
Lincoln	1							
Linn	1	2		1	1			
Malheur								
Marion	2	7	4		2	1		
Morrow								
Multnomah	96	87	46	5	26	5		5
Polk	1							
Sherman								
Tillamook								
Umatilla								
Union		1			1			
Wallowa								
Wasco	1							
Washington	8	12	6	6				
Wheeler								
Yamhill		1	1					
TOTAL	172	182	89	22	44	19		8

DOMESTIC DISTURBANCE REPORTING
JANUARY through DECEMBER 1996

DOMESTIC DISTURBANCE REPORTING SUMMARY JANUARY through DECEMBER 1996

ORS 181.550 directs all Oregon law enforcement agencies to report all statistics regarding incidents arising out of Domestic Disturbances under ORS 133.055 (2) and 133.310 (3) to the Department of State Police. An interim program of manual reporting has been implemented on a quarterly basis beginning with the last quarter of 1994.

The county summary on the following pages represents the results of reports from 155 agencies, covering 97.7% of Oregon's population.

OREGON DOMESTIC DISTURBANCE REPORTING

January through December 1996

COUNTY		CRIME TOTAL	CRIME TYPE THAT OCCURRED IN THE CONTEXT OF DOMESTIC INCIDENT											Domestic Restraining Order Violations	Non-Criminal Domestic Disturbance
			Homicide	Rape	Agg. Assault	Burglary	Simple Assault	Vandalism	Other Sex Crimes	Disorderly Conduct	Trespass	Criminal Threat	All Other		
BAKER	Incidents	66			7		48	1		1			9	11	77
	Arrests	55			2		43			1			9	8	
BENTON	Incidents	6,126	1	8	50	240	298	451	44	45	142		4,847	61	299
	Arrests	2,423	1	3	37	49	172	64	15	30	98		1,954	23	
CLACKAMAS	Incidents	456		1	41	2	316	7	1	31	6	37	14	76	1,200
	Arrests	354		1	33	1	267	1	1	17	2	27	4	18	
CLATSOP	Incidents	229			16	4	179	1			28		1	67	463
	Arrests	193			19	2	159	1			11		1	25	
COLUMBIA	Incidents	463			10		252		7	137	6	43	8	42	201
	Arrests	209			3		163	1		26	2	11	3	21	
COOS	Incidents	514					317	6		90	7	54	40	126	549
	Arrests	384					287	3		25	6	38	25	45	
CROOK	Incidents	193			1		94			65	17	15	1	45	42
	Arrests	117			1		78			17	11	9	1	26	
CURRY	Incidents	81			10		62			5	1	3		37	
	Arrests	79			10		61			4	1	3		16	
DESCHUTES	Incidents	493			8		380	6		69	6	24		96	574
	Arrests	393			7		328	3		36	5	14		55	
DOUGLAS	Incidents	728		4	18		417	3	53	93	23	68	49	166	730
	Arrests	646		2	19		429	3	12	49	20	71	41	63	
GILLIAM	Incidents	1					1								7
	Arrests	2					2								
GRANT	Incidents	12			7		4			1				2	11
	Arrests	9			7		2							2	
HARNEY	Incidents	61			5		50	1		5				17	60
	Arrests	48			5		40	1		2				7	
HOOD RIVER	Incidents	84			11	2	65			1		2	3	16	10
	Arrests	63			1	2	56			1		2	1	8	
JACKSON	Incidents	590	1	2	106	1	378	10	1	29	13	28	21	29	1,295
	Arrests	423	1	1	82		281	3	1	19	5	20	10	5	
JEFFERSON	Incidents	193			29	2	131	3		27			1	50	122
	Arrests	155			24	2	106	2		20			1	31	
JOSEPHINE	Incidents	200	1		5	1	152	2		32			7	158	102
	Arrests	132	1		2	1	115	1		7			5	25	
KLAMATH	Incidents	902			1		793			98		10		143	89
	Arrests	494					433			54		7		44	
LAKE	Incidents	10			1		9							8	8
	Arrests	11			1		10							8	

OREGON DOMESTIC DISTURBANCE REPORTING

January through December 1996

COUNTY		CRIME TOTAL	CRIME TYPE THAT OCCURRED IN THE CONTEXT OF DOMESTIC INCIDENT										Domestic Restraining Order Violations	Non-Criminal Domestic Disturbance	
			Homicide	Rape	Agg. Assault	Burglary	Simple Assault	Vandalism	Other Sex Crimes	Disorderly Conduct	Trespass	Criminal Threat			All Other
LANE	Incidents	813			22	2	695	1		36		47	10	477	54
	Arrests	800			22	2	684	1		36		45	10	197	
LINCOLN	Incidents	232			10	1	155			16	7	25	18	137	470
	Arrests	201			6	1	136			14	3	23	18	38	
LINN	Incidents	500	1		43	4	304	3		142			3	174	934
	Arrests	307	2		30	4	251			16			4	41	
MALHEUR	Incidents	506				2	222	58	10	154	22	33	5	32	126
	Arrests	274			1	1	119	22	9	82	20	17	3	5	
MARION	Incidents	3,110	1	11	41	125	856	180	30	30	54	1	1,781	453	3,550
	Arrests	2,540		6	36	26	809	94	10	32	49	1	1,477	224	
MORROW	Incidents	23				21				2					1
	Arrests	22				22									
MULTNOMAH	Incidents	6,723	1	27	1,647	146	2,903	197	29	771	721	4	277	175	26
	Arrests	3,495		10	1,160	46	1,766	38	6	139	209	1	120	39	
POLK	Incidents	1,553	1	6	23	76	193	75	14	20	54		1,091	59	470
	Arrests	1,363	1	3	29	26	184	59	5	23	33		1,000	26	
SHERMAN	Incidents	10				9						1		1	2
	Arrests	9				8						1		1	
TILLAMOOK	Incidents	133			6	2	72	4		45	3		1	35	121
	Arrests	86			8	1	54	4		16	2		1	24	
UMATILLA	Incidents	395			6		272			77	12	21	7	42	319
	Arrests	234			3		191			26	5	8	1	14	
UNION	Incidents	151			12		112			2		23	2	17	163
	Arrests	138			12		105			1		19	1	8	
WALLOWA	Incidents	45			1		30	3		7	1		3	10	17
	Arrests	33			2		21	1		7			2	3	
WASCO	Incidents	90			2		76			11	1			32	184
	Arrests	95			4		76	1		13	1			18	
WASHINGTON	Incidents	873		1	84		730	2		14	1	7	34	227	1,128
	Arrests	810			77		707	1		8	1	5	11	91	
WHEELER	Incidents	4				4									
	Arrests	4				1	3								
YAMHILL	Incidents	3,402	1	12	66	194	213	392	47	31	88		2,358	127	565
	Arrests	2,325	1	1	59	64	182	96	19	38	107		1,758	45	
TOTAL	Incidents	29,965	8	72	2,289	804	10,813	1,406	236	2,115	1,185	446	10,591	3,148	13,969
	Arrests	18,926	7	27	1,702	229	8,350	400	78	770	580	322	6,461	1,204	0

SECTION 2
STATEWIDE
CRIMES AGAINST PERSONS
OFFENSES AND ARRESTS

OREGON CRIME CLOCK

1 Crime Against Persons every 10.6 minutes

**1 Homicide
every 3.6 days**


**1 Neg.Homicide
every 5.2 weeks**

**1 Other Sex Crime
every 1.5 hours**

**1 Rape
every 6.9 hours**

**1 Kidnap
every 15.1 hours**

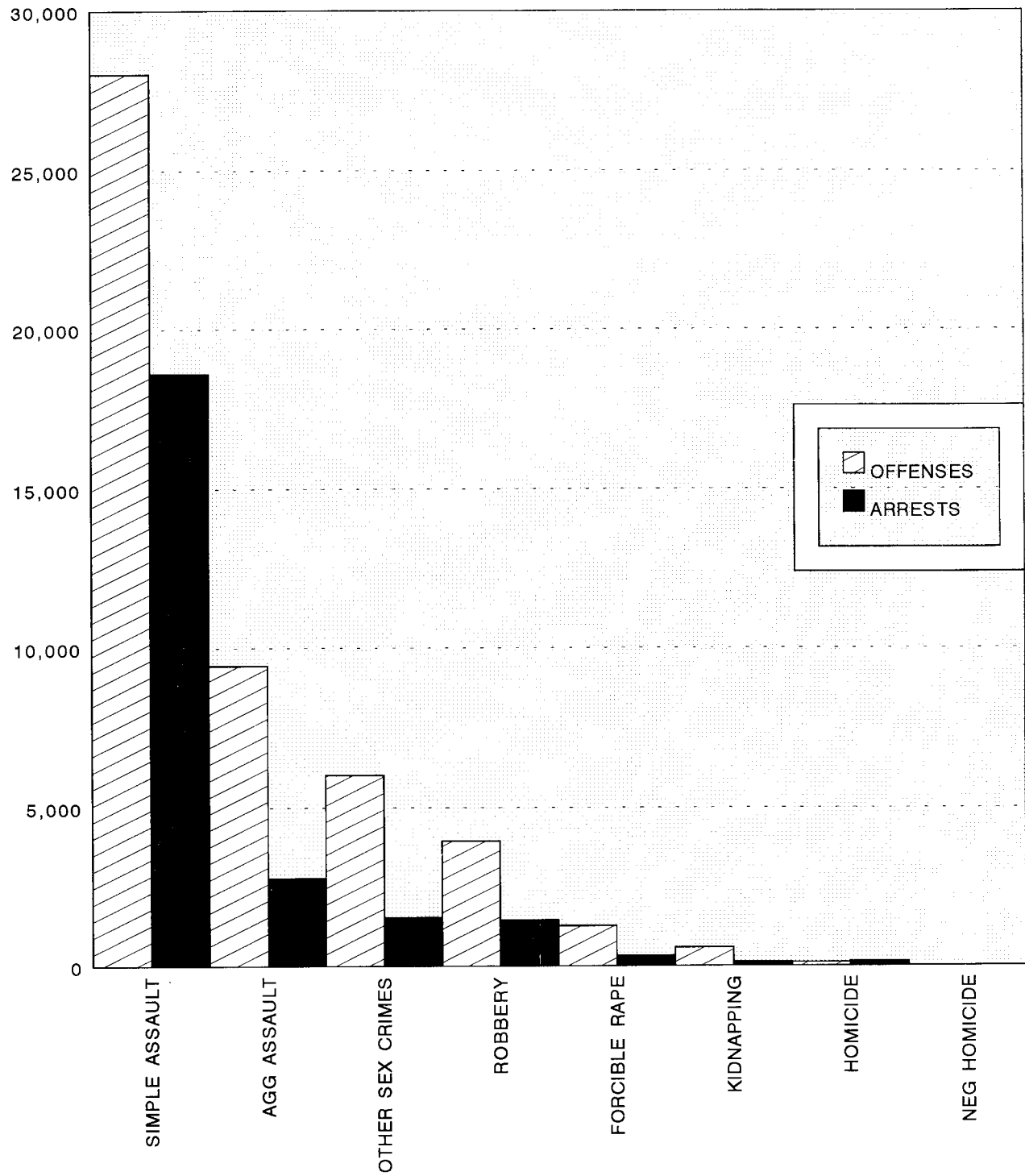
**1 Simple Assault
every 18.8 minutes**



**1 Aggravated Assault
every 55.7 minutes**

**1 Robbery
every 2.2 hours**

STATEWIDE CRIMES AGAINST PERSONS, 1996



OFFENSES	28,023	9,440	6,021	3,933	1,262	580	119	10
ARRESTS	18,596	2,771	1,527	1,448	317	127	152	17

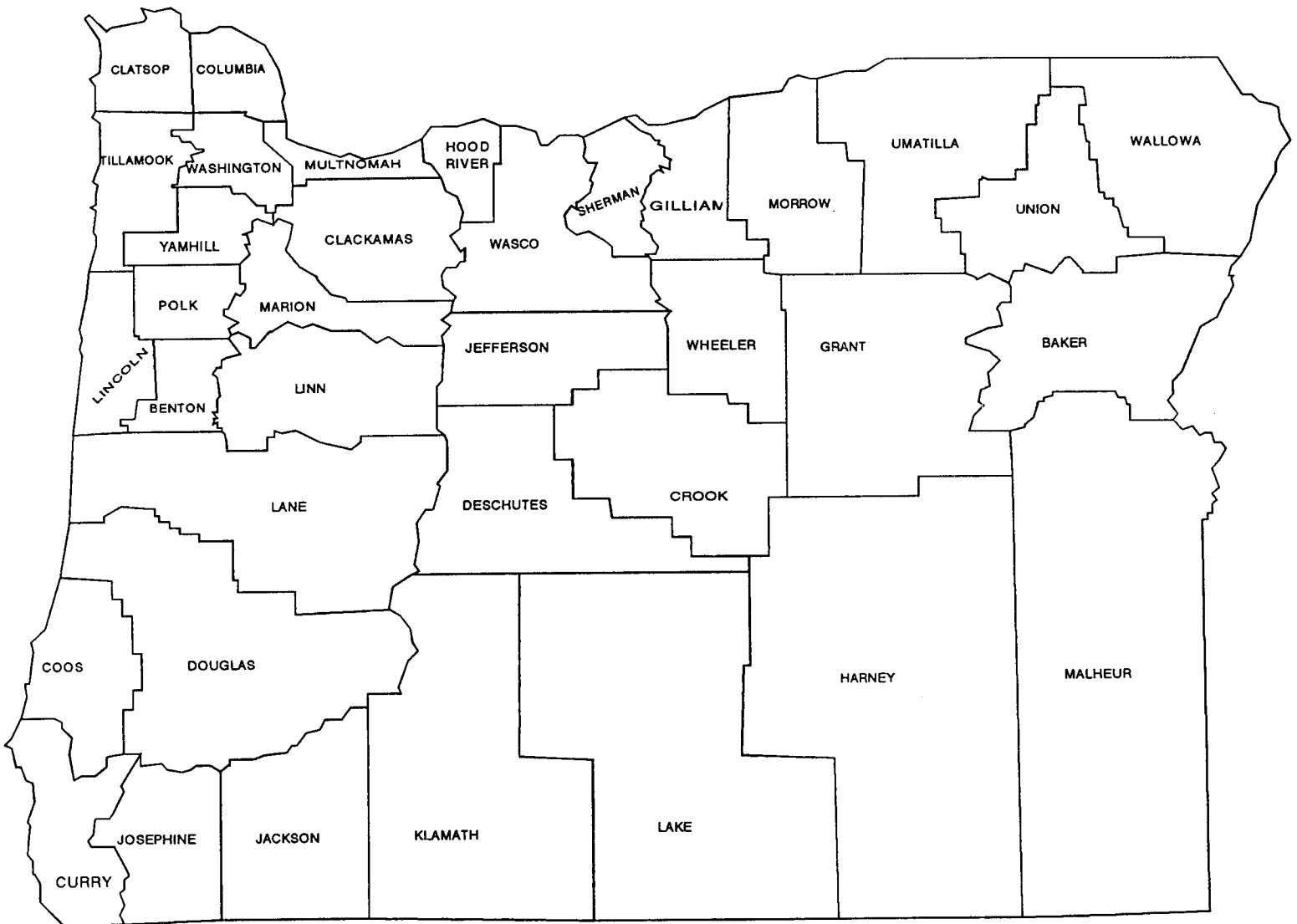
* Negligent Homicide Arrests include 5 traffic related arrests

STATEWIDE CRIMES AGAINST PERSONS, 1996

CLASSIFICATION	1996 OFFENSES	PERSONS ARRESTED				PROPERTY	
		ADULT	JUVENILE	MALE *	FEMALE *	LOSS VALUE *	RECOVERED VALUE *
Willful Murder	102	115	18	117	15		
Aggravated Murder	17	17	2	18	1		
MURDER TOTAL	119	132	20	135	16	NOT APPLICABLE	
Negligent Homicide	10	10		5	3	NOT APPLICABLE	
Traffic Death Arrests		7		3	2	NOT APPLICABLE	
Forcible Rape	1,103						
Attempt Force Rape	159						
RAPE TOTAL	1,262	259	58	309	5	NOT APPLICABLE	
SEX CRIMES							
Non-Force Rape	505	151	21	155	8		
Cont. to Sex Delqncy	272	61	1	54	3		
Physical Molest	2,899	477	199	619	25		
Obscene Phone Call	165	8	8	8	0		
Incest	54	7	2	5	1		
Exposer	808	244	22	246	16		
Forcible Sodomy	558	73	47	114	3		
Non-Force Sodomy	163	28	16	32	3		
Other Sex Crimes	597	134	28	131	4		
SEX CRIME TOTAL	6,021	1,183	344	1,364	63	NOT APPLICABLE	
KIDNAPPING							
For Add Crime Purpose	524						
Hostage/Shield	56						
For Ransom							
KIDNAPPING TOTAL	580	115	12	111	5	NOT APPLICABLE	
ROBBERY							
Highway	1,365					832,515	19,332
Business	1,168					680,478	50,856
Service Station	97					45,462	2,838
Convenience Store	259					17,140	1,236
Residence	324					308,586	16,837
Bank	242					317,608	23,820
Other Robbery	478					174,772	12,176
ROBBERY TOTAL	3,933	1,079	369	1,218	209	2,376,561	127,095
Aggravated Assault	9,189	1,983	669	2,133	472		
Attempted Murder	251	95	24	107	8		
AGG. ASSAULT TOTAL	9,440	2,078	693	2,240	480	NOT APPLICABLE	
SIMPLE ASSAULT	28,023	15,468	3,128	14,303	3,864	NOT APPLICABLE	
CRIMES AGAINST PERSONS							
TOTAL	49,388	20,331	4,624	19,688	4,647	2,376,561	127,095

* Persons Arrested Male & Female and Property Loss & Recovered columns of this table do not include data from Douglas County Sheriff's Department or Hillsboro Police Department

OREGON COUNTY MAP



COUNTY FIVE YEAR PROFILE OF CRIMES AGAINST PERSONS					
	1992	1993	1994	1995	1996
BAKER	292	314	353	346	325
BENTON	750	756	905	831	733
CLACKAMAS	3,243	3,396	3,257	3,745	3,602
CLATSOP	600	625	448	514	475
COLUMBIA	419	482	464	404	420
COOS	1,207	1,174	1,131	1,207	930
CROOK	140	195	182	203	239
CURRY	269	255	281	311	284
DESCHUTES	1,068	1,100	1,260	1,306	1,184
DOUGLAS	1,509	1,632	1,645	1,510	1,466
GILLIAM	10	6	11	21	18
GRANT	109	117	104	105	86
HARNEY	44	46	53	75	82
HOOD RIVER	186	183	185	230	199
JACKSON	2,058	2,341	2,491	2,474	2,372
JEFFERSON	203	240	291	296	317
JOSEPHINE	919	1,038	945	920	978
KLAMATH	763	1,091	1,070	1,135	905
LAKE	61	59	57	65	37
LANE	3,918	4,168	4,529	4,855	4,676
LINCOLN	727	677	733	722	596
LINN	1,738	1,848	1,809	1,773	1,645
MALHEUR	552	586	743	667	597
MARION	4,550	4,811	5,453	5,044	4,232
MORROW	139	148	181	135	161
MULTNOMAH	18,169	18,270	18,531	18,194	16,175
POLK	807	970	996	912	687
SHERMAN	19	20	33	31	23
TILLAMOOK	273	255	293	315	290
UMATILLA **	788	927	796	1,136	970
UNION	316	309	239	278	217
WALLOWA	53	144	59	47	49
WASCO	345	418	374	304	309
WASHINGTON	3,586	3,325	3,481	3,410	3,156
WHEELER	20	12	22	12	15
YAMHILL	1,078	1,179	1,251	1,297	938
TOTAL	50,928	53,117	54,656	54,830	49,388

** Umatilla County - Pendleton Police Department submitted no reports for 1992, 1993 or 1994, but resumed reporting for 1995.

STATEWIDE TEN YEAR OFFENSE, POPULATION and RATE PROFILE

YEAR	POPULATION	CRIMES AGAINST PERSONS	RATE PER 10,000 POPULATION
1987	2,690,000	44,660	166.0
1988	2,741,000	45,286	165.2
1989	2,791,000	46,786	167.6
1990	2,844,000	48,840	171.7
1991	2,930,000	49,246	168.1
1992	2,979,000	50,928	171.0
1993	3,038,000	53,117	174.8
1994	3,082,000	54,656	177.3
1995	3,132,000	54,830	175.1
1996	3,181,000	49,388	155.3

STATEWIDE FIVE YEAR OFFENSES by FORCE ELEMENT

OFFENSES by FORCE ELEMENT, 1992 THROUGH 1996										
Classification	Year	WEAPON TOTAL	KNIFE/ CUTTING	OTHER WEAPON	PHYSICAL FORCE	FIREARM TOTAL	Firearm by Type			
							Hand Gun	Rifle/ Shotgun	Other Firearm	Unknown Firearm
Murder	92	137	19	43	15	60	36	19		5
	93	141	30	27	9	75	57	14		4
	94	148	30	15	7	96	67	21		8
	95	126	20	26	7	73	60	13		
	96	119	21	30	10	58	50	8		
Negligent Homicide *	92	11		1		10	3	7		
	93	5		1		4	2	2		
	93	16		7	1	8	3	5		
	95	12		7	1	4	2	2		
	96	10		3		7	4	3		
Forcible Rape	92	1,566	111	49	1,345	61	44	3	3	11
	93	1,544	74	51	1,374	45	37	4		4
	94	1,348	76	37	1,177	58	43	3	1	11
	95	1,272	57	42	1,121	52	43	1	3	5
	96	1,227	48	31	1,116	32	29	2	1	
Robbery	92	4,518	599	374	2,123	1,422	970	88	38	326
	93	3,945	458	354	1,883	1,250	894	64	23	269
	94	4,272	449	380	1,920	1,523	1,059	81	32	351
	95	4,302	466	361	2,168	1,307	906	56	59	286
	96	3,854	402	337	1,959	1,156	871	43	29	213
Aggravated Assault	92	8,917	1,548	2,920	2,421	2,028	1,050	377	290	311
	93	9,579	1,554	3,249	2,501	2,275	1,228	370	286	391
	94	10,445	1,742	3,456	2,631	2,616	1,455	508	254	399
	95	10,430	1,736	3,468	2,919	2,307	1,348	343	232	384
	96	9,322	1,441	2,985	3,138	1,758	1,047	255	163	293
TOTALS	92	15,149	2,277	3,387	5,904	3,581	2,103	494	331	653
	93	15,214	2,116	3,682	5,767	3,649	2,218	454	309	668
	94	16,229	2,297	3,895	5,736	4,301	2,627	618	287	769
	95	16,142	2,279	3,904	6,216	3,743	2,359	415	294	675
	96	14,532	1,912	3,386	6,223	3,011	2,001	311	193	506

* Negligent Homicide offenses does not include vehicular deaths.

1995 & 1996 Data in this table does not include Douglas County Sheriff's Department or Hillsboro Police Department

STATEWIDE HOMICIDE VICTIMS by SEX, RACE and WEAPON

YEAR	TOTAL	SEX		RACE						WEAPON							
		MALE	FEMALE	WHITE	BLACK	INDIAN	HISP.	ASIAN	UNK	HAND-GUN	RIFLE	SHOT-GUN	GUN-UNK	KNIFE	BLUNT OBJ	PHYSICAL FORCE	OTHER WEAPON
1987	154	99	55	115	13	6	15	5		37	16	8	1	41	17	12	22
1988	140	88	52	110	19	1	7	3		48	11	7	3	27	10	10	24
1989	128	74	54	101	12	3	9	3		38	13	13	1	23	16	4	20
1990	110	76	34	83	13	3	7	4		39	10	6		13	12	3	27
1991	129	80	49	89	23	3	12	2		42	5	5	3	34	11	8	21
1992	137	80	57	108	12	2	12	3		36	14	5	5	19	15	15	28
1993	141	96	45	98	19	2	13	8	1	57	7	7	4	30	9	9	18
1994	148	95	53	110	23	1	13		1	67	13	8	8	30	7	7	8
1995	129	86	43	85	21	3	18	2		60	7	6		21	14	7	14
1996	119	78	41	77	16	2	16	8		50	4	4		21	10	10	20

OTHER WEAPONS INCLUDE:

Arson, Asphyxiation, Drowning, Poison, Strangle, etc. and Unknown

ASIAN INCLUDES:

Chinese, Japanese, Vietnamese and Asian or Pacific Islander

STATEWIDE NEGLIGENT HOMICIDE by TYPE

NEGLIGENT HOMICIDE - Killing through gross negligence. Limited to "non-traffic" type of circumstances only.

	1987	1988	1989	1990	1991	1992	1993	1994	1995	1996
Victim shot while hunting	3	1		2		6			1	1
Gun cleaning death other than self inflicted			1	1						1
Children playing with gun	2	1	2	1	2	1	2	1	2	2
Other negligent handling of a gun	1	4	5		2	2	2	7	2	2
All other manslaughter by negligence	3	1	1		2	2	1	8	8	4
NEGLIGENT HOMICIDE TOTAL	9	7	9	4	6	11	5	16	13	10

HOMICIDES - STATE OF OREGON by COUNTY

	1987	1988	1989	1990	1991	1992	1993	1994	1995	1996
BAKER		1				1				
BENTON	1		3	2		1	1	3	2	1
CLACKAMAS	16	11	9	5	10	7	11	9	5	5
CLATSOP	1	3	1		3		2		1	
COLUMBIA	1	4	1	1	1	5	1		1	1
COOS	4	5	1	3	7	2	1	4	1	5
CROOK					1	1		1		
CURRY	2				2	1		2		
DESCHUTES	4	3	2	4		4	1	2	2	
DOUGLAS	2	3	3	4	10	2	6	4	3	2
GILLIAM										
GRANT			2	1		3	1			
HARNEY										1
HOOD RIVER							1	2		
JACKSON	3	6	5	5	2	5	4	6	9	10
JEFFERSON			1			2	1			2
JOSEPHINE	2	9	2	4	4	4	4	3	7	3
KLAMATH	7	2	8	3	2	3	5	4	3	4
LAKE						1	1			
LANE	9	12	11	5	4	10	6	5	12	11
LINCOLN		4	1	1		2	2	1	5	
LINN	3	2	5	2		2	2	5	3	2
MALHEUR			1	1	1	2				
MARION	10	10	5	9	9	19	14	15	15	9
MORROW			2						1	
MULTNOMAH	72	53	48	42	56	46	61	60	47	49
POLK	3	1	4	3		1	1	3	3	2
SHERMAN			1							
TILLAMOOK	3		3				1			
UMATILLA **	2	3	2	5		2	1	3	2	2
UNION	1	1	1	1	1		3	2	1	
WALLOWA										
WASCO	3		1		7			1		1
WASHINGTON	4	3	4	7	7	8	9	11	6	7
WHEELER								1		
YAMHILL	1	4	1	2	2	3	1	1		2
TOTAL	154	140	128	110	129	137	141	148	129	119

OTHER SEX CRIMES by TYPE and VICTIM 1995 & 1996								
TYPE	VICTIM ADULT MALE		VICTIM ADULT FEMALE		VICTIM JUVENILE MALE		VICTIM JUVENILE FEMALE	
	1995	1996	1995	1996	1995	1996	1995	1996
Non-Force Rape	3	3	48	56	28	28	372	395
Contrib. to Sex Delinq.	4	4	9	14	32	48	161	199
Physical Molest	55	51	367	464	552	443	2,198	1,851
Obscene Phone Call	22	19	154	119	5	5	17	16
Incest	4	2	11	4	14	14	50	28
Indecent Exposure	159	149	403	418	33	44	223	191
Forcible Sodomy	29	33	141	111	217	219	239	192
Non-Force Sodomy	5	3	9	8	47	74	103	60
Other Sex Crimes	34	46	153	140	101	106	332	287
TOTAL	315	310	1,295	1,334	1,029	981	3,695	3,219

1995 & 1996 Data in this table does not include Douglas County Sheriff's Department or Hillsboro Police Department.

SECTION 3
STATEWIDE
CRIMES AGAINST PROPERTY
OFFENSE and ARREST PROFILE

OREGON CRIME CLOCK

1 Crime Against Property every 2.1 minutes

1 Burglary
every 16.7 minutes


1 Larceny
every 4.1 minutes

1 Motor Vehicle Theft
every 30.3 minutes

1 Arson
every 5.5 hours

1 Vandalism
every 10.3 minutes

1 Fraud
every 50.9 minutes

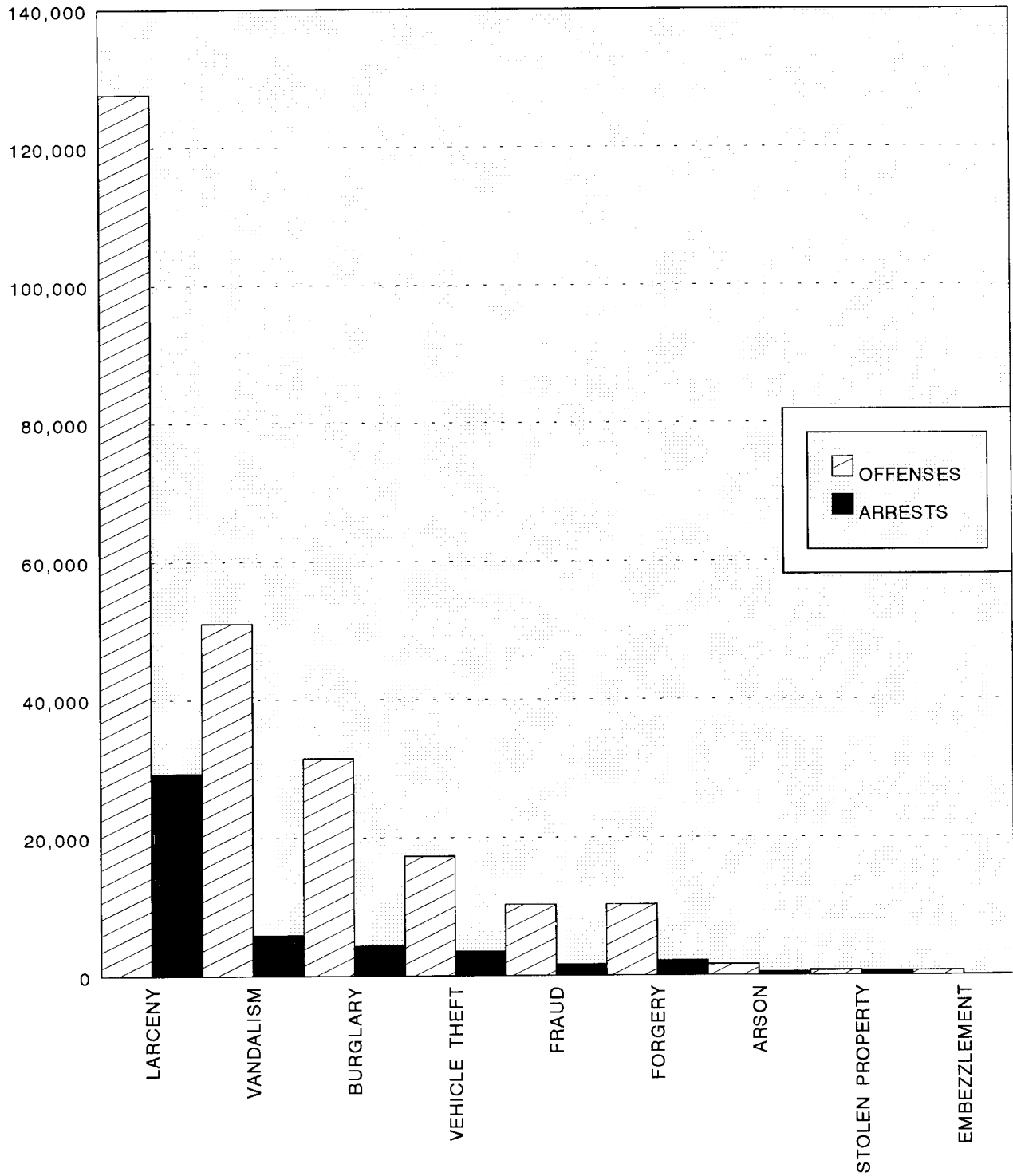


1 Embezzlement
every 13.1 hours

1 Stolen Property
every 12.3 hours

1 Forgery/Counterfiting
every 51.3 minutes

STATEWIDE CRIMES AGAINST PROPERTY, 1996



OFFENSES	127,685	51,049	31,537	17,340	10,326	10,237	1,580	712	675
ARRESTS	29,316	5,893	4,366	3,512	1,616	2,101	504	649	84

STATEWIDE CRIMES AGAINST PROPERTY, 1996

CLASSIFICATION	1996 OFFENSES	PERSONS ARRESTED				PROPERTY	
		ADULT	JUVENILE	MALE *	FEMALE *	LOSS VALUE *	RECOVERED VALUE *
BURGLARY							
Residence	19,131					25,385,687	1,437,374
Business	7,720					8,588,665	716,713
Other Structure	4,686					5,569,967	250,883
BURGLARY TOTAL	31,537	2,479	1,887	3,712	457	39,544,319	2,404,970
LARCENY							
Pickpocket	252					38,688	2,381
Purse-snatch	312					78,172	13,813
Shoplift	23,185					2,115,053	1,296,910
From Motor Vehicles	35,728					20,137,828	846,703
Motor Vehicle Parts/Acc.	14,599					7,166,752	171,927
Bicycles	8,502					2,933,837	485,870
From Public Building	9,252					7,270,411	619,264
From Coin-op Machine	411					111,338	7,370
All Other Larceny	35,444					28,806,855	5,107,781
LARCENY TOTAL	127,685	18,821	10,495	19,408	9,580	68,658,934	8,552,019
MOTOR VEHICLE THEFT							
Automobiles	10,878					47,977,650	31,449,832
Trucks/Busses/Vans	5,338					36,728,841	23,213,047
Motorcycles/Mopeds	781					1,938,542	600,460
Snowmobiles	63					185,380	35,199
Other Vehicles	280					1,059,986	538,767
MTR VEH THEFT TOTAL	17,340	2,286	1,226	2,819	597	87,890,399	55,837,305
ARSON							
Residence	273					1,852,704	73,050
Other Buildings	389					3,191,702	
Vehicles	254					356,137	
Other Arson	664					587,748	
ARSON TOTAL	1,580	202	302	415	72	5,988,291	73,050
FORGERY/COUNTERFEIT							
Check	8,019					2,018,040	126,725
Credit Card	512					224,885	41,484
Currency	278					8,263	21
Securities	306					7,114	
All Other	1,122					239,613	5,189
FORG/CTERFT TOTAL	10,237	1,922	179	1,281	751	2,497,915	173,419
FRAUD							
No Account Check	92					31,542	1,840
Account Closed Check	1,616					447,366	74,647
NSF Check	2,084					551,541	57,962
Credit Cards	1,434					623,755	37,707
By Deception	2,040					2,610,128	387,507
Of Services	2,333					278,514	35,401
Other	727					203,242	9,219
FRAUD TOTAL	10,326	1,438	178	974	581	4,746,088	604,283
EMBEZZLEMENT	675	82	2	37	45	2,374,788	51,728
STOLEN PROPERTY	712	472	177	527	91	NOT APPLICABLE	
VANDALISM							
Residence	7,940					1,687,781	8,305
Non-Residence	9,959					3,371,841	30,817
Vehicle	22,141					6,860,211	50,160
Venerated Objects	52					14,695	
Police Cars	163					23,361	550
Other	10,794					2,389,517	10,919
VANDALISM TOTAL	51,049	2,799	3,094	4,966	735	14,347,406	100,751
CRIMES AGAINST PROPERTY							
TOTAL	251,141	30,501	17,540	34,139	12,909	226,048,140	67,797,525

* Persons Arrested Male & Female and Property Loss & Recovered columns of this table do not include data from the Douglas County Sheriff's Department or the Hillsboro Police Department

COUNTY FIVE YEAR PROFILE OF CRIMES AGAINST PROPERTY					
	1992	1993	1994	1995	1996
BAKER	1,369	1,354	1,664	1,676	1,892
BENTON	4,773	4,662	5,614	5,186	4,682
CLACKAMAS	19,070	18,757	19,783	20,875	21,349
CLATSOP	2,387	2,601	2,507	2,793	2,720
COLUMBIA	1,752	1,853	1,561	1,837	1,805
COOS	5,041	5,171	5,184	5,681	4,495
CROOK	839	896	944	1,098	1,135
CURRY	1,238	1,046	961	1,020	908
DESCHUTES	6,107	6,190	7,199	8,764	8,375
DOUGLAS	5,934	6,337	7,469	7,082	6,438
GILLIAM	52	33	44	47	61
GRANT	311	352	358	389	318
HARNEY	274	336	300	378	389
HOOD RIVER	1,014	786	897	945	888
JACKSON	11,302	12,607	14,010	14,902	13,063
JEFFERSON	760	765	859	1,177	1,182
JOSEPHINE	4,974	4,659	4,754	4,887	4,718
KLAMATH	2,251	2,362	2,902	3,696	3,073
LAKE	180	223	219	234	242
LANE	20,406	20,751	25,705	28,344	27,380
LINCOLN	3,562	3,311	3,898	3,770	3,313
LINN	7,556	8,177	9,422	9,676	8,288
MALHEUR	1,552	1,887	2,156	2,150	2,113
MARION	22,665	22,818	27,481	29,622	26,060
MORROW	416	526	649	644	751
MULTNOMAH	65,949	64,592	67,923	69,473	64,930
POLK	3,163	3,170	4,455	3,993	3,792
SHERMAN	47	74	73	113	91
TILLAMOOK	1,038	895	1,216	1,166	1,015
UMATILLA **	3,271	2,918	2,997	4,779	4,321
UNION	1,229	1,041	1,101	1,109	1,192
WALLOWA	285	261	193	247	263
WASCO	1,774	1,686	2,309	2,215	1,582
WASHINGTON	18,530	18,835	20,905	22,622	22,885
WHEELER	45	44	54	64	57
YAMHILL	4,594	4,457	5,403	5,563	5,375
TOTAL	225,710	226,433	253,169	268,217	251,141

** Umatilla County - Pendleton Police Department submitted no reports for 1992, 1993 or 1994, but resumed reporting for 1995.

STATEWIDE TEN YEAR OFFENSE, POPULATION and RATE PROFILE

YEAR	POPULATION	CRIMES AGAINST PROPERTY	RATE PER 10,000 POPULATION
1987	2,690,000	231,594	860.9
1988	2,741,000	240,715	878.2
1989	2,791,000	220,067	788.5
1990	2,844,000	208,453	733.0
1991	2,930,000	218,970	747.3
1992	2,979,000	225,710	757.7
1993	3,038,000	226,433	745.3
1994	3,082,000	253,169	821.4
1995	3,132,000	268,217	856.4
1996	3,181,000	251,141	789.5

SECTION 4
STATEWIDE
BEHAVIORAL CRIMES
OFFENSE and ARREST PROFILE

OREGON CRIME CLOCK

1 Behavioral Crime every 3.5 minutes

1 Weapon Law Violation
every 2.3 hours

1 Prostitution Violation
every 9.9 hours

1 Crime Against Family
every 3.7 hours

1 Disorderly Conduct
every 32.3 minutes

1 Drug Law Violation
every 29.2 minutes

1 DUII Violation
every 21.9 minutes


1 Runaway Juvenile
every 37.8 minutes

1 Gambling Violation
every 9.9 days

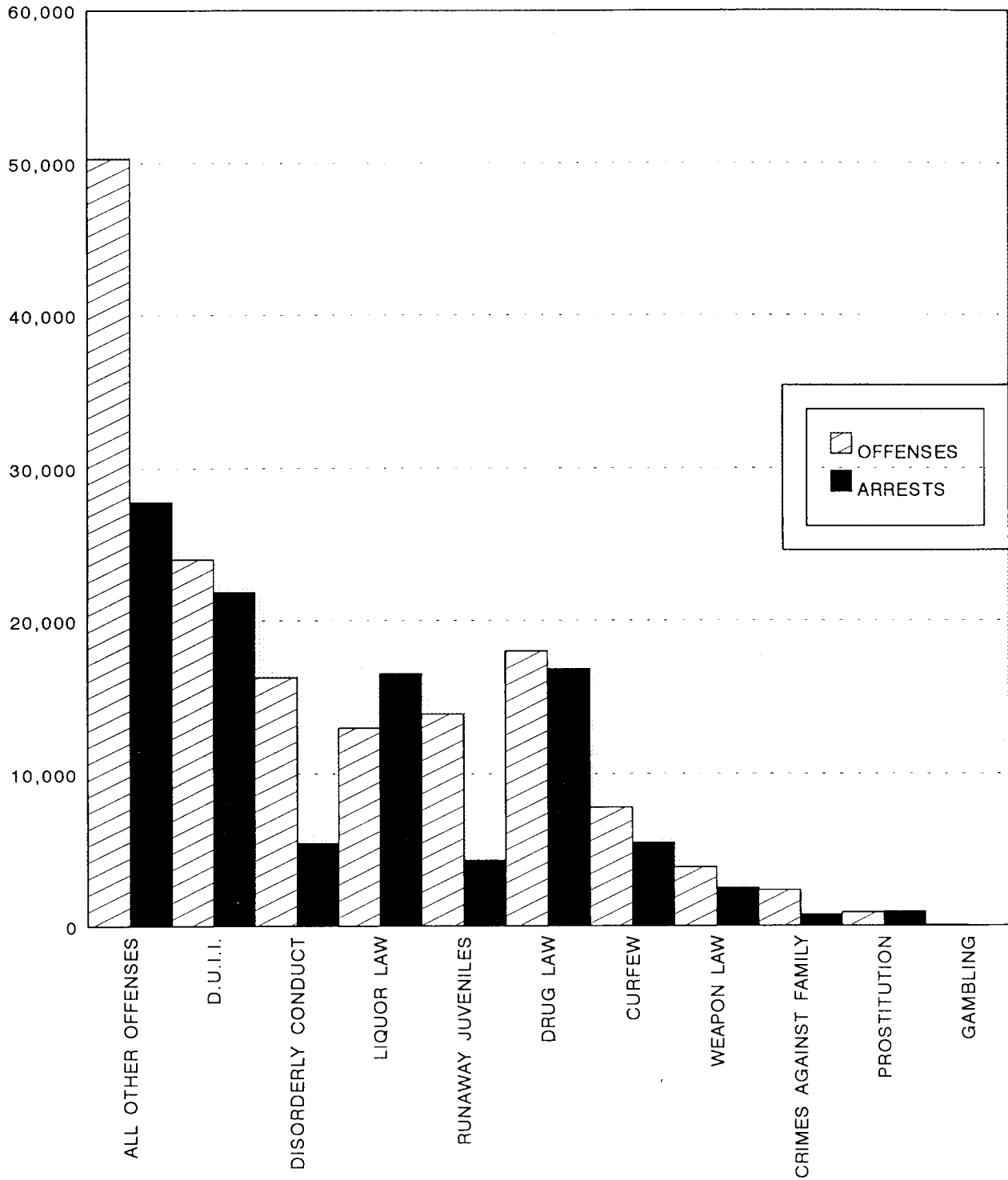
1 Liquor Law Violation
every 40.5 minutes

1 Curfew Violation
every 1.1 hours

1 All Other (Except Traffic)
every 10.5 minutes



STATEWIDE BEHAVIORAL CRIMES, 1996



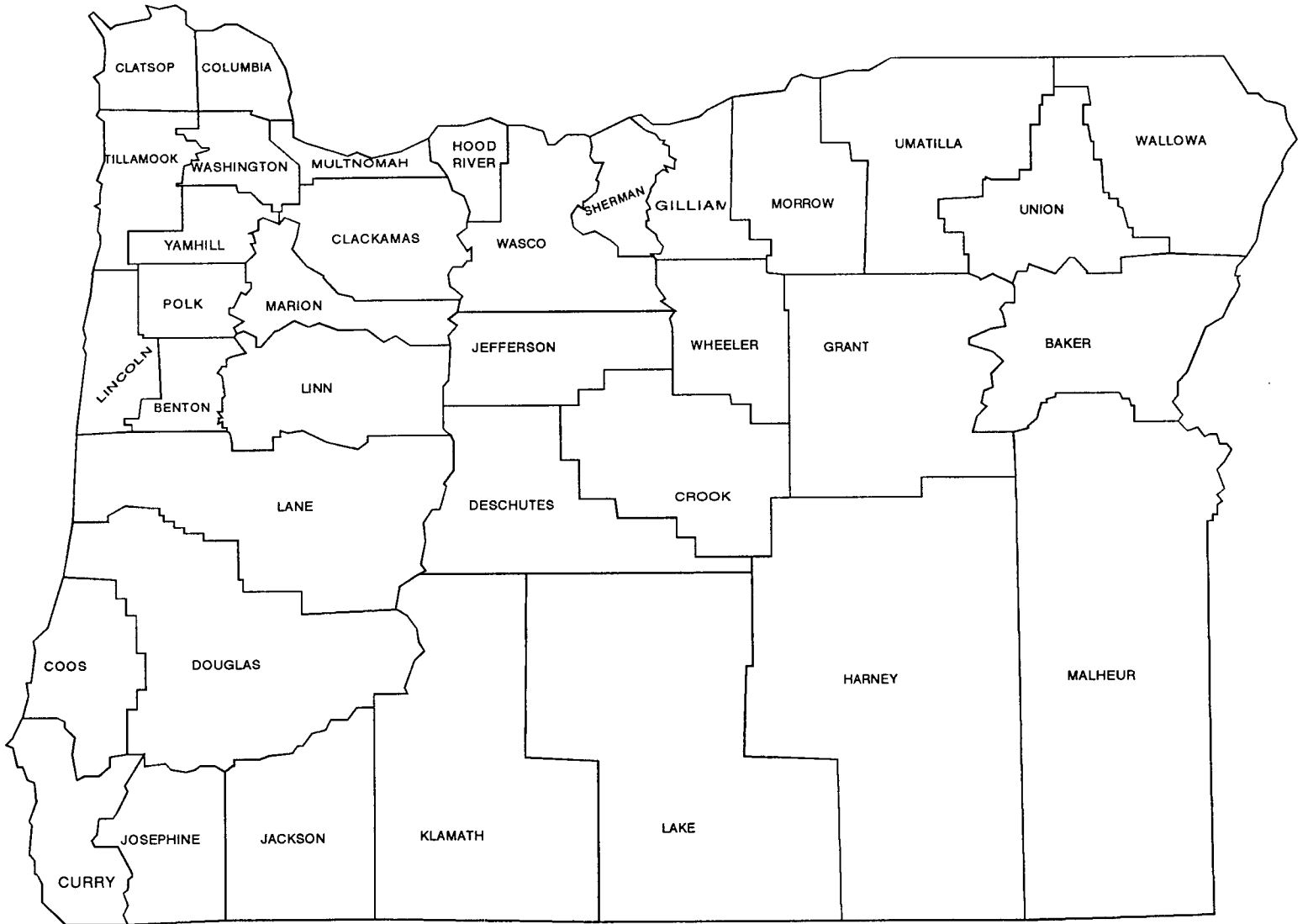
OFFENSES	50,289	23,985	16,293	12,992	13,923	18,021	7,800	3,845	2,342	889	37
ARRESTS	27,755	21,844	5,410	16,537	4,287	16,847	5,451	2,472	762	933	24

STATEWIDE BEHAVIORAL CRIMES, 1996

CLASSIFICATION	1996 OFFENSES	PERSONS ARRESTED				PROPERTY	
		ADULT	JUVENILE	MALE *	FEMALE *	LOSS VALUE *	RECOVERED VALUE *
WEAPON LAWS							
Possess Illegally	976	524	159	612	49		
Carry Concealed	996	558	245	723	66		
Ex-Con in Possession	942	585	6	505	27		
Other	931	278	117	357	22		
TOTAL	3,845	1,945	527	2,197	164		NOT APPLICABLE
PROSTITUTION							
Engage In	597	653	8	400	261		
Promote	24	25	4	21	7		
Compel	20	11		8	3		
Other	248	224	8	49	182		
TOTAL	889	913	20	478	453		NOT APPLICABLE
DRUG LAWS							
Narcotics	5,930	5,410	386	4,584	1,166		
Marijuana	7,791	5,081	2,049	5,572	1,103		
Synthetic Narcotics	622	542	33	387	168		
Other Dangerous Drugs	3,678	3,176	170	2,236	915		
TOTAL	18,021	14,209	2,638	12,779	3,352		NOT APPLICABLE
GAMBLING							
Booking	1	2		2			
Numbers & Lottery	1						
Illegal Games	26	8		7	1		
Illegal Devices	2	3		2	1		
Illegal Payoff							
Other	7	7	4	11			
TOTAL	37	20	4	22	2		NOT APPLICABLE
OFFENSES AGAINST FAMILY							
Child Abandonment	70	8		1	7		
Child Neglect	1,390	500	8	161	327		
Non-Support	9	10	1	8	3		
Custodial Interference	447	64	3	29	36		
Other	426	159	9	59	43		
TOTAL	2,342	741	21	258	416		NOT APPLICABLE
D. U. I. I.							
Under .08	1,340	1,167	73	1,033	188		
.08 thru .14 Alcohol	6,113	5,720	106	4,827	937		
.15 thru .19 Alcohol	5,823	5,528	39	4,494	995		
.20 or Above Alcohol	3,488	3,293	15	2,722	555		
BA Refused	4,258	3,842	13	3,256	541		
BA Not Given	547	482	5	384	88		
Of Drugs	644	470	14	351	110		
Undetermined	1,772	1,067	10	888	189		
TOTAL	23,985	21,569	275	17,955	3,603		NOT APPLICABLE
LIQUOR LAWS							
Minor in Possession	8,010	6,531	5,974	9,022	2,965		
Illegal Make, Possess, Sell	17	11	1	8	4		
Illegal Establishment Operat	6	6	2	5	3		
Drinking in Public	2,116	2,608	9	2,371	246		
Furnishing	1,180	956	98	772	229		
Importing	3	3		2	1		
License Violation	136	14	2	8	8		
Minor on Premise	50	33	6	28	11		
Other	1,474	267	16	213	66		
TOTAL	12,992	10,429	6,108	12,429	3,533		NOT APPLICABLE
DISORDERLY CONDUCT							
	16,293	4,091	1,319	4,201	1,071		
ALL OTHER							
Trespass	14,489	6,831	2,511	7,490	1,671		
Escape your Custody	464	189	27	185	20		
Blackmail/Extortion	55	14	3	14	3	607	6
Bomb Threat	375	4	8	4	6		
Other Criminal Threat	10,010	1,712	576	1,650	409		
Shoot in Prohib. Area	1,332	29	18	44	2		
Animal Ordinances	8,633	2,211	95	1,160	1,110		
Garbage/Littering	1,514	632	82	562	120		
Other	13,417	8,227	4,586	9,406	3,078		
TOTAL	50,289	19,849	7,906	20,515	6,419	607	6
CURFEW							
	7,800		5,451	3,520	1,834		NOT APPLICABLE
RUNAWAY							
Male Juvenile	5,887		1,792	1,759			
Female Juvenile	8,036		2,495	2,465			
TOTAL	13,923		4,287	1,759	2,465		NOT APPLICABLE
BEHAVIORAL CRIME							
TOTAL	150,416	73,766	28,556	76,113	23,312	607	6

* Persons Arrested Male & Female and Property Loss & Recovered columns of this table do not include data from Douglas County Sheriff's Department or Hillsboro Police Department

OREGON COUNTY MAP



COUNTY FIVE YEAR PROFILE OF BEHAVIORAL CRIMES

	1992	1993	1994	1995	1996
BAKER	523	532	496	562	671
BENTON	3,908	3,698	3,999	3,866	3,657
CLACKAMAS	7,284	7,391	7,828	8,459	10,102
CLATSOP	3,205	3,114	3,515	3,474	2,894
COLUMBIA	1,844	1,831	1,770	2,109	2,108
COOS	4,800	4,360	4,699	5,482	5,152
CROOK	817	869	899	1,072	1,331
CURRY	685	636	734	899	721
DESCHUTES	2,877	3,164	3,604	3,766	4,334
DOUGLAS	4,698	5,057	5,638	4,874	5,966
GILLIAM	31	43	57	56	85
GRANT	253	224	258	214	262
HARNEY	114	132	165	119	223
HOOD RIVER	737	734	685	772	897
JACKSON	8,274	9,450	8,396	5,459	4,617
JEFFERSON	949	781	955	1,191	1,059
JOSEPHINE	5,565	4,724	2,816	2,674	2,888
KLAMATH	1,490	1,537	1,809	2,097	1,999
LAKE	221	163	184	223	168
LANE	11,777	11,676	12,237	12,333	13,828
LINCOLN	2,466	2,541	2,824	2,677	2,996
LINN	7,808	8,527	7,169	8,638	8,678
MALHEUR	1,374	1,302	1,846	1,886	2,205
MARION	15,156	15,759	16,107	16,728	16,360
MORROW	198	223	214	320	321
MULTNOMAH	25,563	26,230	28,401	29,865	29,989
POLK	3,707	4,094	4,179	4,234	4,465
SHERMAN	54	75	50	49	74
TILLAMOOK	1,069	968	973	1,148	1,198
UMATILLA **	2,173	1,999	2,362	4,482	4,214
UNION	928	740	850	850	757
WALLOWA	172	233	206	220	195
WASCO	1,220	1,039	1,223	1,322	1,344
WASHINGTON	9,325	9,351	9,546	11,080	10,204
WHEELER	45	53	39	52	76
YAMHILL	5,215	5,030	5,465	5,216	4,378
TOTAL	136,525	138,280	142,198	148,468	150,416

** Umatilla County - Pendleton Police Department submitted no reports for 1992, 1993 or 1994, but resumed reporting for 1995.

STATEWIDE TEN YEAR OFFENSE, POPULATION and RATE PROFILE

YEAR	POPULATION	BEHAVIORAL CRIMES	RATE PER 10,000 POPULATION
1987	2,690,000	106,802	397.0
1988	2,741,000	114,813	418.9
1989	2,791,000	133,826	479.5
1990	2,844,000	136,910	481.4
1991	2,930,000	137,433	469.1
1992	2,979,000	136,525	458.3
1993	3,038,000	138,280	455.2
1994	3,082,000	142,198	461.4
1995	3,132,000	148,468	474.0
1996	3,181,000	150,416	472.9

STATEWIDE DRUG LAW OFFENSES by TYPE OF DRUG and ACTIVITY - 1996								
TOTAL		Possess for Sale	Possess for Use	Furnish	Transpt/ Mfg/ Cultivate	Obtain Unlawful	Tamper w/Record	Other
9	Opium	1	6		1		1	
1,490	Heroin	653	794	25	7		1	10
9	Morphine	2	5		1	1		
3,334	Cocaine	1,224	2,050	22	17	1	7	13
49	Codeine	2	14	1		18	14	
797	Other Narcotic	107	276	4	12	25	37	336
5,688	NARCOTIC TOTAL	1,989	3,145	52	38	45	60	359
27	Hashish	10	15		2			
2,104	Marij. Over Oz	712	859	25	471	2	1	34
5,350	Marij. Under Oz	656	4,421	53	170	2		48
7,481	MARIJUANA TOTAL	1,378	5,295	78	643	4	1	82
613	SYNTHETIC TOTAL	151	370	20	23	4	27	18
3,551	OTHER DANGEROUS DRUG TOTAL	1,059	2,065	79	147	14	51	136
17,333	DRUG LAW OFFENSE TOTAL	4,577	10,875	229	851	67	139	595

STATEWIDE DRUG LAW ARRESTS by TYPE OF DRUG and ACTIVITY - 1996								
TOTAL		Possess for Sale	Possess for Use	Furnish	Transpt/ Mfg/ Cultivate	Obtain Unlawful	Tamper w/Record	Other
11	Opium	1	3		5		1	1
1,624	Heroin	310	1,276	8	3			27
5	Morphine	2	3					
3,359	Cocaine	421	2,891	17	19		1	10
31	Codeine	1	14	2		2	12	
720	Other Narcotic	61	152	3	9	5	19	471
5,750	NARCOTIC TOTAL	796	4,339	30	36	7	33	509
17	Hashish	5	12					
1,087	Marij. Over Oz	549	322	13	173	7		23
5,571	Marij. Under Oz	393	5,013	27	77	2		59
6,675	MARIJUANA TOTAL	947	5,347	40	250	9		82
555	SYNTHETIC TOTAL	147	348	17	15	1	15	12
3,151	OTHER DANGEROUS DRUG TOTAL	810	2,006	50	155	7	28	95
16,131	DRUG LAW ARREST TOTAL	2,700	12,040	137	456	24	76	698

These tables do not include data for the Douglas County Sheriff's Department or Hillsboro Police Department

DRUG OFFENSES by COUNTY and TYPE - 1996

COUNTY	TOTAL	Heroin	Cocaine	Other Narcotic	NARCOTIC TOTAL	Marij Over Oz	Marij Under Oz	Hashish	MARIJ TOTAL	SYNTHETIC NARCOTIC	OTHER DANGER DRUGS
BAKER	59		2	8	10	6	23		29	5	15
BENTON	261	15	4	5	24	101	53		154	2	81
CLACKAMAS	1,029	7	22	504	533	60	373		433	17	46
CLATSOP	193	4	56	7	67	12	98		110	9	7
COLUMBIA	160	1	3	3	7	15	115		130	12	11
COOS	205	3		14	17	38	89		127	8	53
CROOK	83		1	1	2	3	21		24		57
CURRY	89	2		2	4	15	58		73		12
DESCHUTES	569	5	4	11	20	50	297		347	31	171
DOUGLAS **	284		9	5	14	15	175		190	43	37
GILLIAM	3				0		3		3		
GRANT	18			2	2	1	11		12	2	2
HARNEY	38		4	1	5	1	20		21	4	8
HOOD RIVER	95		3	10	13	7	65		72	2	8
JACKSON	1,033	35	20	29	84	250	253	2	505	18	426
JEFFERSON	141		10		10	9	63		72		59
JOSEPHINE	403	3	1	4	8	105	164		269	19	107
KLAMATH	345	10	4	14	28	15	103		118	74	125
LAKE	11				0		7		7		4
LANE	2,489	246	279	39	564	222	1,014	7	1,243	33	649
LINCOLN	262	4	4	8	16	50	139		189	11	46
LINN	574	7	1	55	63	37	298		335	27	149
MALHEUR	82	1	8		9	8	38		46	16	11
MARION	1,193	108	99	18	225	354	171	4	529	20	419
MORROW	42		1	1	2	7	16		23	17	
MULTNOMAH	5,719	1,002	2,703	18	3,723	315	811	10	1,136	132	728
POLK	203	5	5		10	125	23		148	1	44
SHERMAN	18		1	1	2	2	12		14		2
TILLAMOOK	118	1	1	1	3	13	84		97	12	6
UMATILLA	244	2	7	19	28	16	135	1	152	20	44
UNION	65			7	7	3	40		43	9	6
WALLOWA	7				0		6		6		1
WASCO	139	2	1	17	20	17	67		84		35
WASHINGTON **	874	26	68	58	152	81	465	3	549	61	112
WHEELER	2		1		1	1			1		
YAMHILL	283	3	11	1	15	150	40		190	8	70
TOTAL OFFENSES	17,333	1,492	3,333	863	5,688	2,104	5,350	27	7,481	613	3,551

** Douglas County - Does not include data from Douglas County Sheriff's Department

** Washington County - Does not include data from Hillsboro Police Department

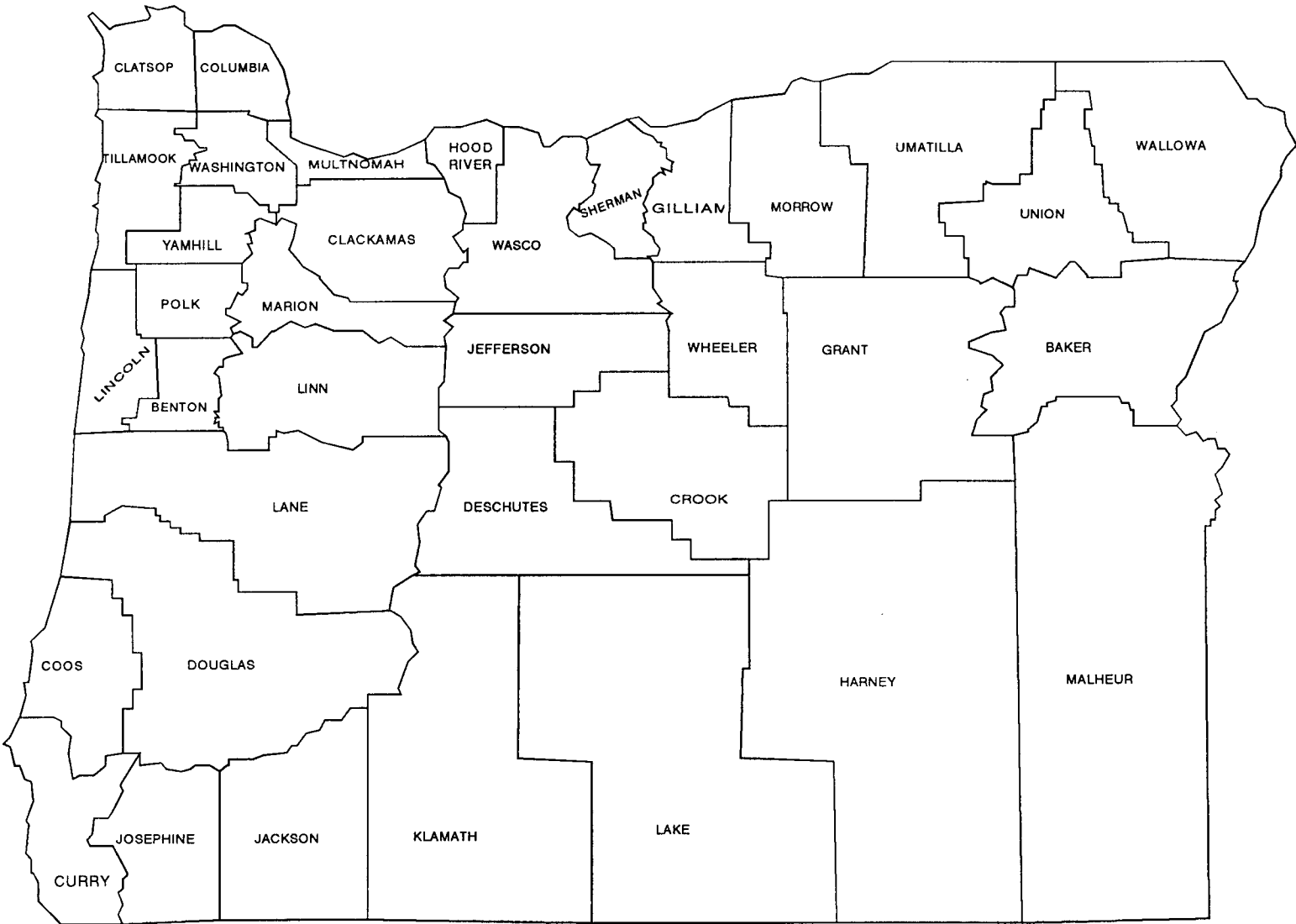
DRUG ARRESTS by COUNTY and TYPE - 1996

COUNTY	TOTAL	Other NARCOTIC			NARCOTIC TOTAL	Marij Over Oz	Marij Under Oz	Hashish	MARIJ TOTAL	SYNTHETIC NARCOTIC	OTHER DANGER DRUGS
		Heroin	Cocaine	Narcotic							
BAKER	35		1	5	6	2	21		23		6
BENTON	191	5	1	2	8	13	112		125	1	57
CLACKAMAS	853	4	2	514	520	32	236		268	3	62
CLATSOP	216	5	73	8	86	10	108		118	8	4
COLUMBIA	171	1	2	2	5	19	123		142	11	13
COOS	331	1		16	17	20	176		196	10	108
CROOK	53			4	4	1	11		12		37
CURRY	125		8	1	9	20	82		102	1	13
DESCHUTES	529	2	1	6	9	53	276		329	22	169
DOUGLAS **	260	6		7	13	15	163		178	36	33
GILLIAM	2				0		2		2		
GRANT	16				0		11		11		5
HARNEY	14			3	3	1	7		8	3	
HOOD RIVER	107	2		11	13	3	82		85	4	5
JACKSON	801	35	19	11	65	190	180	1	371	12	353
JEFFERSON	171	15			15	11	58		69		87
JOSEPHINE	284	5		4	9	39	133		172	9	94
KLAMATH	326	5	5	12	22	13	98	1	112	90	102
LAKE	12				0		7		7		5
LANE	2,537	313	304	31	648	192	1,024	3	1,219	24	646
LINCOLN	202	4	2	3	9	22	126		148	10	35
LINN	445	8	1	22	31	18	257		275	14	125
MALHEUR	69		9		9	4	32		36	15	9
MARION	972	114	87	10	211	65	353		418	17	326
MORROW	25			1	1	2	13		15	7	2
MULTNOMAH	5,682	1,091	2,750	24	3,865	209	827	9	1,045	168	604
POLK	182	6	5		11	13	127	1	141		30
SHERMAN	23		1	2	3	5	14		19		1
TILLAMOOK	152			5	5	13	111		124	10	13
UMATILLA	174	1	8	7	16	14	109		123	12	23
UNION	74			13	13	1	45		46	8	7
WALLOWA	7				0		5		5		2
WASCO	141	3	1	15	19	13	78		91	1	30
WASHINGTON **	730	19	50	26	95	57	419	2	478	59	98
WHEELER	0				0				0		
YAMHILL	219	2	6	2	10	17	145		162		47
TOTAL OFFENSES	16,131	1,647	3,336	767	5,750	1,087	5,571	17	6,675	555	3,151

** Douglas County - Does not include data from Douglas County Sheriff's Department

** Washington County - Does not include data from Hillsboro Police Department

OREGON COUNTY MAP



DRUG OFFENSES by COUNTY 1992 through 1996					
	1992	1993	1994	1995	1996
BAKER	40	69	42	57	59
BENTON	159	161	199	282	261
CLACKAMAS	450	542	794	902	1,029
CLATSOP	123	142	234	268	193
COLUMBIA	91	122	150	199	160
COOS	187	214	251	253	205
CROOK	16	37	69	115	83
CURRY	54	56	111	132	89
DESCHUTES	280	276	497	567	569
DOUGLAS	558	658	955	686	741
GILLIAM	1	9	16	8	3
GRANT	16	8	43	12	18
HARNEY	7	10	47	13	38
HOOD RIVER	44	51	76	95	95
JACKSON	753	954	1,146	1,155	1,033
JEFFERSON	63	54	108	120	141
JOSEPHINE	546	641	540	691	403
KLAMATH	92	146	280	378	345
LAKE	8	29	16	18	11
LANE	1,084	1,283	2,019	2,078	2,490
LINCOLN	132	169	234	260	262
LINN	380	442	601	716	574
MALHEUR	84	50	105	104	82
MARION	948	927	1,209	1,504	1,165
MORROW	18	14	12	22	42
MULTNOMAH	4,177	1,555	4,825	5,689	5,718
POLK	158	194	214	332	231
SHERMAN	3	11	8	12	18
TILLAMOOK	70	79	69	111	118
UMATILLA **	75	80	131	320	244
UNION	49	31	69	89	65
WALLOWA	9	20	15	19	7
WASCO	56	77	114	141	139
WASHINGTON	617	603	672	1,094	1,105
WHEELER	3		2	3	2
YAMHILL	266	317	353	386	283
TOTAL	11,617	10,031	16,226	18,831	18,021

**Umatilla County - Pendleton Police Department submitted no reports for 1992, 1993 or 1994 resumed reporting January 1, 1995.

D. U. I. I. OFFENSES BY COUNTY FOR YEARS 1992 through 1996

COUNTY	1992	1993	1994	1995	1996
Baker	125	139	66	73	142
Benton	569	483	442	467	631
Clackamas	1,961	2,040	1,993	2,167	2,820
Clatsop	598	560	585	563	440
Columbia	483	538	497	490	565
Coos	958	642	630	491	524
Crook	236	119	159	108	182
Curry	323	266	251	287	256
Deschutes	930	831	795	667	845
Douglas	881	906	710	708	810
Gilliam	15	15	19	17	24
Grant	63	62	45	47	70
Harney	46	43	37	30	49
Hood River	397	376	320	261	358
Jackson	1,453	1,474	1,034	1,094	1,494
Jefferson	284	276	295	287	211
Josephine	612	665	448	379	564
Klamath	463	383	388	473	483
Lake	83	52	51	74	52
Lane	2,675	2,163	1,457	1,402	1,819
Lincoln	720	647	626	464	679
Linn	855	717	620	570	749
Malheur	331	340	314	265	238
Marion	2,357	2,042	1,625	1,587	1,890
Morrow	63	50	54	39	49
Multnomah	3,724	3,349	3,203	3,450	3,873
Polk	467	392	266	336	364
Sherman	23	26	17	12	16
Tillamook	198	178	176	173	217
Umatilla **	751	605	465	678	710
Union	188	156	193	140	115
Wallowa	30	44	37	35	22
Wasco	277	201	153	160	266
Washington	1,997	1,744	1,527	1,648	1,921
Wheeler	8	7	1	4	6
Yamhill	765	575	596	595	531
TOTAL	25,909	23,106	20,095	20,241	23,985

**Umatilla County - Pendleton Police Department submitted no reports for 1992, 1993 or 1994 resumed reporting January 1, 1995.

STATEWIDE D. U. I. I. OFFENSES DISTRIBUTED BY COUNTY and MAJOR POPULATION CENTER 1996

County	Population	No. DUII Offense	Rate per 10,000	St. Police Arrests	Sheriff Arrests	Major City	City Population	D. U. I. I. Offenses
BAKER	16,500	142	86.1	66	33	Baker City	9,870	43
BENTON	76,000	631	83.0	102	238	Corvallis	49,275	213
CLACKAMAS	313,200	2,820	90.0	255	1,596	Lake Oswego	34,005	121
CLATSOP	34,600	440	127.2	87	57	Astoria	10,130	146
COLUMBIA	40,100	565	140.9	67	53	St. Helens	8,300	170
COOS	61,700	524	84.9	140	93	Coos Bay	15,520	81
CROOK	15,900	182	114.5	22	45	Prineville	6,230	115
CURRY	22,000	256	116.4	109	89	Brookings	5,400	43
DESCHUTES	98,000	845	86.2	154	234	Bend	32,220	321
DOUGLAS	98,600	810	82.2	176		Roseburg	19,720	138
GILLIAM	1,900	24	126.3	9	12			
GRANT	8,100	70	86.4	18	25	John Day	1,940	27
HARNEY	7,500	49	65.3	21	7	Burns	2,935	18
HOOD RIVER	19,000	358	188.4	34	189	Hood River	5,110	135
JACKSON	168,000	1,494	88.9	158	288	Medford	57,155	593
JEFFERSON	16,900	211	124.9	39	107	Madras	4,770	65
JOSEPHINE	72,000	564	78.3	111	132	Grants Pass	20,255	321
KLAMATH	61,600	483	78.4	262	112	Klamath Falls	18,765	104
LAKE	7,550	52	68.9	7	20	Lakeview	2,655	25
LANE	305,800	1,819	59.5	622	272	Eugene	126,325	330
						Springfield	50,140	313
LINCOLN	42,200	679	177.5	126	105	Lincoln City	6,665	172
						Newport	9,785	199
LINN	100,000	749	189.0	210	223	Albany	37,095	183
MALHEUR	28,700	238	17.1	23	71	Ontario	10,290	86
MARION	262,800	1,890	147.4	527	227	Salem	120,835	585
MORROW	9,000	49	404.4	8	17			
MULTNOMAH	636,000	3,873	0.3	524	426	Gresham	79,350	555
						Portland	503,000	2,269
POLK	56,300	364	126.1	55	95	Dallas	11,360	74
SHERMAN	1,900	16	605.3	13	3			
TILLAMOOK	23,800	217	9.2	66	86	Tillamook	4,275	42
UMATILLA	65,500	710	40.6	184	36	Pendleton	15,900	188
UNION	24,500	115	784.1	44	13	La Grande	12,415	46
WALLOWA	7,250	22	0.0	7	11			
WASCO	22,500	266	0.0	84	46	The Dalles	11,460	136
WASHINGTON	376,500	1,921	0.2	69	641	Beaverton	63,145	384
						Hillsboro	52,105	424
						Tigard	35,925	86
WHEELER	1,600	6	37.5	4	2			
YAMHILL	77,500	531	68.5	27	233	McMinnville	22,880	113
STATEWIDE TOTALS	3,181,000	23,985	75.4	4,430	5,837	MAJOR CITY TOTAL	1,477,205	8,864

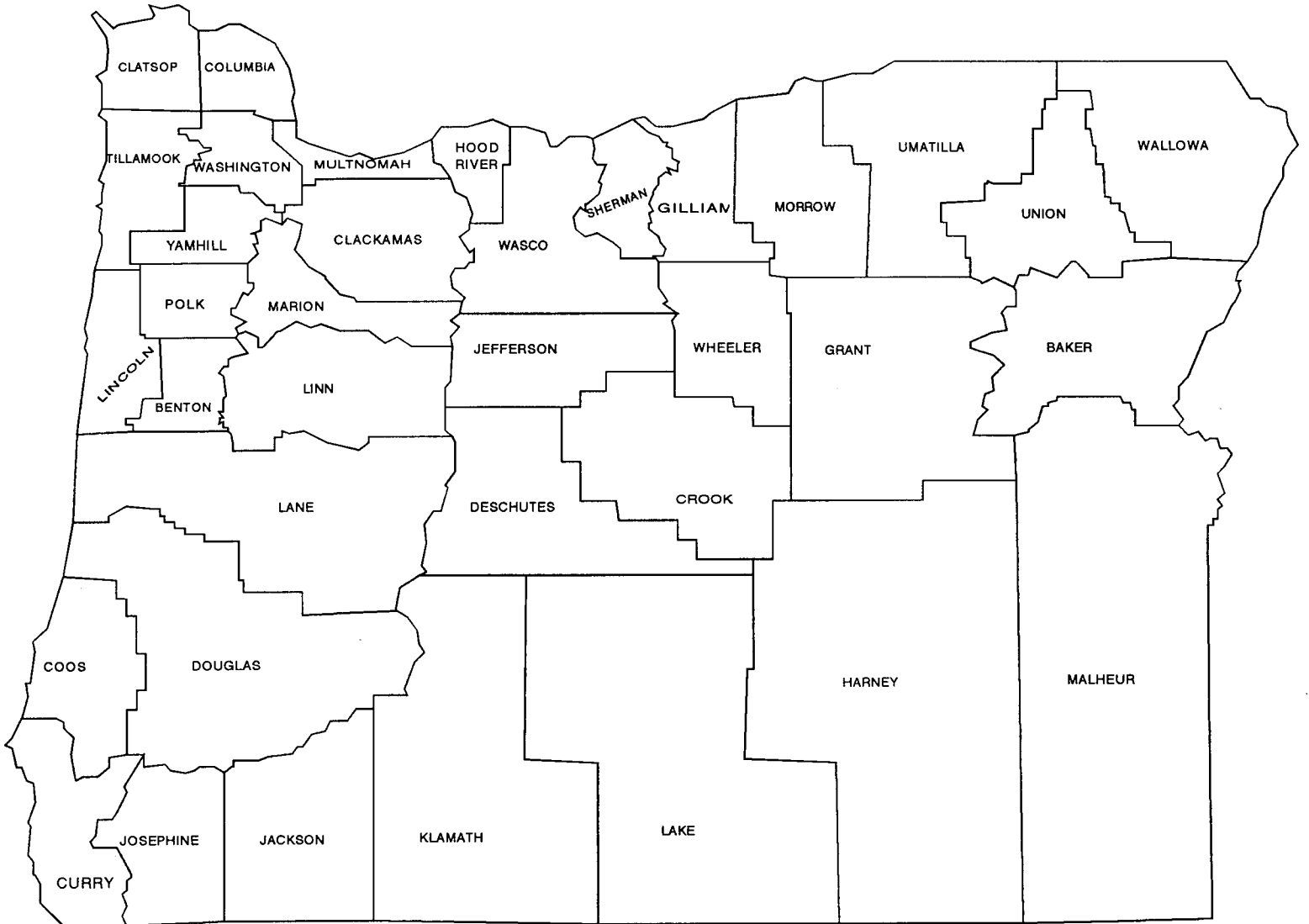
SECTION 5
STATEWIDE
REGULATORY OFFENSES
TRAFFIC CRIME, FISH & GAME, and MARINE VIOLATIONS

STATEWIDE TRAFFIC CRIME, FISH & GAME, and MARINE VIOLATIONS

CLASSIFICATION	1996 OFFENSES	PERSONS ARRESTED			
		ADULT	JUVENILE	MALE *	FEMALE *
TRAFFIC CRIME					
Hit & Run-Misdemeanor	2,673	1,511	174	1,326	339
Hit & Run-Felony	324	163	9	148	24
Reckless Driving	2,829	948	168	939	126
Eluding	1,635	442	44	423	35
Drive/W Suspend-Misdemeanor	6,796	4,598	64	3,866	732
Drive/W Suspend-Felony	7,745	5,454	38	4,829	501
Fail to Display Drive License	4,715	3,027	196	2,649	556
TRAFFIC CRIME TOTAL	26,717	16,143	693	14,180	2,313
FISH and GAME					
Sport Fishing	3,220	2,906	146	2,833	206
Commercial Fishing	123	111	3	111	2
Personal Use	280	263	12	242	30
Game	1,686	1,343	65	1,328	76
FISH and GAME TOTAL	5,309	4,623	226	4,514	314
MARINE VIOLATIONS					
License Violation	93	86	3	86	3
Insuff Life Preserve	295	269	16	263	22
Muffling					
Other Equip. Violation	41	36	2	38	
Operate Without Lights	3	3		2	1
Reckless Operation	14	14		13	
Speeding	63	56	5	57	4
Operate While Intoxicated	151	138		127	5
Other	60	55	2	48	9
MARINE TOTAL	720	657	28	634	44

* Persons Arrested Male & Female columns do not include data from Douglas County Sheriff's Department or Hillsboro Police Department

OREGON COUNTY MAP



TRAFFIC CRIME OFFENSES by COUNTY, 1996

COUNTY	1996 TOTAL	Hit & Run	Hit & Run	Reckless	Eluding	Drive w/	Drive w/	Failure to Disply Lic.
		Misd.	Felony	Driving		Susp-Misd.	Susp-Felony	
BAKER	102	10	2	28	8	28	16	10
BENTON	411	46	3	40	29	123	122	48
CLACKAMAS	2,710	183	25	238	199	329	1438	298
CLATSOP	340	23	7	49	20	64	88	89
COLUMBIA	355	30	1	40	25	202	50	7
COOS	579	42	3	48	27	139	157	163
CROOK	109	14		9	15	30	34	7
CURRY	211	7		22	14	97	42	29
DESCHUTES	589	86	8	94	37	115	245	4
DOUGLAS	990	62	5	116	69	150	333	255
GILLIAM	41			5		2	9	25
GRANT	25	1		8	1	3	12	
HARNEY	20	4		6	3	1	6	
HOOD RIVER	170	13		35	5	38	48	31
JACKSON	1,238	80	23	134	63	551	347	40
JEFFERSON	317	19	2	44	27	43	140	42
JOSEPHINE	547	37	11	45	37	172	210	35
KLAMATH	444	31	3	35	43	155	127	50
LAKE	21	1	2	4	2	6	6	
LANE	2,119	275	31	331	148	203	645	486
LINCOLN	544	46	3	50	26	238	106	75
LINN	1,043	79	20	102	69	120	259	394
MALHEUR	294	39	5	26	14	71	55	84
MARION	2,847	267	21	214	148	834	635	728
MORROW	37	2	4	6	1	11	13	
MULTNOMAH	6,354	785	97	676	421	1997	1490	888
POLK	671	49	1	41	19	235	113	213
SHERMAN	22			1		3	4	14
TILLAMOOK	111	22		28	9	11	34	7
UMATILLA	386	51	4	49	24	82	145	31
UNION	128	18	1	27	10	46	19	7
WALLOWA	14	4	1	2		4	3	
WASCO	213	17	2	17	5	19	68	85
WASHINGTON **	2,255	256	39	179	79	584	600	518
WHEELER	4			1			2	1
YAMHILL	456	74		79	38	90	124	51
TOTAL	26,717	2,673	324	2,829	1,635	6,796	7,745	4,715

** Washington County - Does not include data from Hillsboro Police Department

FISH & GAME OFFENSES by COUNTY, 1996

COUNTY	1996 TOTAL	Sport Fishing	Commercial Fishing	Personal Use	Game
BAKER	108	26			82
BENTON	45	6			39
CLACKAMAS	371	333			38
CLATSOP	305	183	35	7	80
COLUMBIA	78	46			32
COOS	233	117	12	41	63
CROOK	106	68			38
CURRY	137	81	21	8	27
DESCHUTES	148	77			71
DOUGLAS	240	165	1	7	67
GILLIAM	14	1			13
GRANT	60	10			50
HARNEY	54	7			47
HOOD RIVER	81	67	1		13
JACKSON	293	154	1	77	61
JEFFERSON	87	64			23
JOSEPHINE	78	66			12
KLAMATH	83	37			46
LAKE	67	20			47
LANE	537	406		13	118
LINCOLN	265	149	35	57	24
LINN	145	80	4	3	58
MALHEUR	175	93			82
MARION	142	116			26
MORROW	38	7			31
MULTNOMAH	328	301	7	1	19
POLK	78	31	1		46
SHERMAN	20	19			1
TILLAMOOK	352	235	5	66	46
UMATILLA	215	104			111
UNION	108	25			83
WALLOWA	92	40			52
WASCO	95	53			42
WASHINGTON **	55	26			29
WHEELER	23	4			19
YAMHILL	53	3			50
TOTAL	5,309	3,220	123	280	1,686

** Washington County - Does not include data from Hillsboro Police Department

MARINE VIOLATION OFFENSES by COUNTY, 1996

COUNTY	1996 TOTAL	License Violations	Insf. Life Preserver	Muffling	Other Equip Violation	Operate w/o Lights	Reckless Operation	Speeding	Operate W/ Intoxicated	Other
BAKER	3	1	1							1
BENTON	3		1						2	
CLACKAMAS	11		2						9	
CLATSOP	9	3	1				3		1	1
COLUMBIA	94	23	42		17	1	1	2	3	5
COOS	23	8	4		8			1	2	
CROOK	2		1							1
CURRY	1	1								
DESCHUTES	29	3	22		1			3		
DOUGLAS	6	1							5	
GILLIAM	0									
GRANT	0									
HARNEY	2	1	1							
HOOD RIVER	2		2							
JACKSON	306	36	163		12	1	3	56	28	7
JEFFERSON	0									
JOSEPHINE	14		3				2		3	6
KLAMATH	1								1	
LAKE	12	4	7							1
LANE	20	2	13			1		1	1	2
LINCOLN	6	2	1						3	
LINN	12		5						6	1
MALHEUR	5	2	3							
MARION	17		6		2		1		7	1
MORROW	0									
MULTNOMAH	87	4	9		1		2		68	3
POLK	0									
SHERMAN	5									5
TILLAMOOK	3	1	2							
UMATILLA	10		4				2		4	
UNION	0									
WALLOWA	2		1						1	
WASCO	29		1						2	26
WASHINGTON **	4	1							3	
WHEELER	0									
YAMHILL	2								2	
TOTAL	720	93	295	0	41	3	14	63	151	60

** Washington County - Does not include data from Hillsboro Police Department

SECTION 6

STATEWIDE

ARREST INFORMATION

This section provides statewide information on the number of persons arrested for each offense.

The state tables provide information by the age, sex and race of persons arrested.

Does not include arrest data from Douglas County Sheriff's Department or Hillsboro Police Department.

NUMBER OF ARRESTS BY AGE - STATE OF OREGON , 1996

TOTAL ARRESTS	ADULT ARRESTS	JUVENILE ARRESTS		Under 10	10 to 12	13 to 14	15	16	17	18	19	20	21	22	23	24	25 to 29	30 to 34	35 to 39	40 to 44	45 to 49	50 to 54	55 to 59	60 to 64	65 and Over	
CRIMES AGAINST PERSONS																										
151	131	20	Willful Murder *		1	3	4	3	9	11	16	13	3	7	3	7	17	15	14	10	4	3	3		5	
13	13		Neg. Homicide (1)							1	1	1	3			2	1	1	1	1	1	1				
314	256	58	Forcible Rape *		5	17	11	8	17	16	17	17	15	11	14	12	44	35	31	16	15	8	1	3	1	
1,427	1,105	322	Other Sex Crime	15	50	116	50	55	36	66	45	35	50	35	32	29	167	166	147	118	74	53	38	20	30	
116	104	12	Kidnapping		1	2	2	3	4	10	5	7	7	3	2	5	19	19	14	5	3		1	1	3	
1,427	1,063	364	Robbery *	3	27	79	84	81	90	99	82	52	47	61	49	38	189	163	142	76	39	15	9	1	1	
2,720	2,031	689	Aggravated Assault *	14	71	180	146	147	131	149	120	109	88	80	68	72	330	338	265	171	127	49	25	19	21	
18,167	15,107	3,060	Simple Assault	68	399	951	550	553	539	508	544	504	539	513	527	552	2,771	2,918	2,540	1,578	849	398	187	74	105	
24,335	19,810	4,525	TOTAL	100	554	1,348	847	850	826	860	830	738	752	710	695	715	3,539	3,655	3,154	1,975	1,112	527	264	118	166	
CRIMES AGAINST PROPERTY																										
4,169	2,376	1,793	Burglary *	46	220	536	386	307	298	278	208	144	128	107	98	96	389	372	289	145	74	31	9	5	3	
28,988	18,622	10,366	Larceny *	228	1,420	3,076	1,960	1,958	1,724	1,641	1,276	1,029	872	774	670	658	2,756	2,624	2,450	1,832	1,005	440	242	137	216	
3,416	2,244	1,172	Motor Vehicle Theft *	1	37	306	296	275	257	236	200	142	119	114	82	101	439	340	268	108	62	18	9	4	2	
487	195	292	Arson *	29	82	101	38	19	23	19	15	13	12	7	7	5	21	25	20	18	14	3	9	5	2	
2,032	1,853	179	Forgery/Counterfeit		7	26	31	46	69	76	112	100	91	89	85	85	365	362	267	144	56	12	6	2	1	
1,555	1,382	173	Fraud		11	30	21	56	55	86	108	81	62	59	53	60	236	247	157	118	59	31	9	6	10	
82	80	2	Embezzlement					1	1	5	4	13	1	8	4	4	10	10	7	2	2					
618	449	169	Stolen Property	1	9	45	31	45	38	50	41	23	23	24	18	25	64	78	51	33	12	4	1	1	1	
5,701	2,702	2,999	Vandalism	114	481	906	523	560	415	384	287	174	182	125	127	92	378	348	274	163	93	36	16	11	12	
47,048	29,903	17,145	TOTAL	419	2,267	5,026	3,286	3,267	2,880	2,775	2,251	1,719	1,490	1,307	1,144	1,126	4,658	4,406	3,786	2,568	1,377	577	301	171	247	
BEHAVIORAL CRIMES																										
2,361	1,839	522	Weapon Laws	5	33	112	109	134	129	133	111	99	96	101	79	71	332	255	233	153	97	31	26	6	16	
931	911	20	Prostitution			2	2	9	7	21	24	28	22	42	25	36	172	204	162	76	48	31	11	5	4	
16,131	13,544	2,587	Drug Laws	3	101	620	534	625	704	762	732	623	601	587	525	527	2,452	2,389	2,167	1,302	607	175	62	20	13	
24	20	4	Gambling				3	1		3		3				1	2	2		1	3	3			1	
674	654	20	Crimes Against Family			6	3	6	5	25	27	25	18	12	20	17	111	122	122	74	32	24	11	7	7	
21,558	21,287	271	D.U.I.	2	1	7	22	80	159	377	498	534	729	719	728	724	3,430	3,559	3,477	2,568	1,822	928	539	310	345	
15,962	10,100	5,862	Liquor Laws	11	90	934	1,087	1,622	2,118	2,484	2,307	1,694	373	225	153	136	484	546	527	476	317	183	83	75	37	
5,272	3,972	1,300	Disorderly Conduct	6	141	378	231	271	273	251	203	224	212	186	168	171	644	630	518	338	211	101	55	24	36	
26,934	19,219	7,715	All Other	67	545	1,920	1,832	1,680	1,671	1,330	1,203	1,014	885	712	640	582	2,881	2,762	2,762	1,913	1,155	599	314	186	281	
5,354		5,354	Curfew	6	233	1,350	1,241	1,353	1,171																	
4,224		4,224	Runaway Juveniles	19	324	1,572	1,099	805	405																	
99,425	71,546	27,879	TOTAL	119	1,468	6,901	6,163	6,585	6,643	5,386	5,105	4,244	2,936	2,585	2,338	2,265	10,508	10,469	9,968	6,901	4,292	2,075	1,101	633	740	
170,808	121,259	49,549	GRAND TOTAL	638	4,289	13,275	10,296	10,702	10,349	9,021	8,186	6,701	5,178	4,602	4,177	4,106	18,705	18,530	16,908	11,444	6,781	3,179	1,666	922	1,153	
41,672	26,918	14,754	* Index Total	321	1,863	4,298	2,925	2,798	2,549	2,449	1,934	1,519	1,284	1,161	991	989	4,185	3,912	3,479	2,376	1,340	567	307	174	251	
16,493	15,817	676	Traffic Crimes	2	2	36	62	219	355	533	665	761	690	672	675	679	3,161	3,055	2,308	1,317	630	288	143	81	159	
4,828	4,604	224	Fish & Game Violations	3	3	10	25	78	105	131	167	168	180	180	144	170	756	727	628	476	291	188	135	116	147	
678	650	28	Marine Violations			6	5	9	8	11	9	7	17	17	11	17	98	112	109	91	64	40	21	16	10	

(1) Negligent Homicide Arrests include Traffic Death Arrests

NUMBER OF MALE ARRESTS BY AGE - STATE OF OREGON , 1996

TOTAL ARRESTS	ADULT ARRESTS	JUVENILE ARRESTS		Under 10	10 to 12	13 to 14	15	16	17	18	19	20	21	22	23	24	25 to 29	30 to 34	35 to 39	40 to 44	45 to 49	50 to 54	55 to 59	60 to 64	65 and Over	
CRIMES AGAINST PERSONS																										
135	118	17	Willful Murder *		1	3	1	3	9	11	16	13	3	7	1	7	12	12	11	10	4	3	3		5	
8	8		Neg. Homicide (1)							1		1	3					1	1	1						
309	254	55	Forcible Rape *		5	16	11	8	15	16	17	17	15	11	14	12	43	34	31	16	15	8	1	3	1	
1,364	1,061	303	Other Sex Crime	15	47	108	49	50	34	64	42	35	48	33	32	27	157	158	141	112	73	52	38	20	29	
111	99	12	Kidnapping		1	2	2	3	4	6	5	7	7	3	2	5	19	18	14	5	3		1	1	3	
1,218	913	305	Robbery *	3	22	61	68	69	82	82	74	50	43	53	47	37	155	135	120	62	33	12	8	1	1	
2,240	1,720	520	Aggravated Assault *	13	60	133	102	103	109	133	109	93	78	67	60	64	280	272	219	141	108	42	17	18	19	
14,303	12,092	2,211	Simple Assault	62	315	670	363	396	405	392	420	369	412	419	412	457	2,246	2,247	2,016	1,326	730	338	156	62	90	
19,688	16,265	3,423	TOTAL	93	451	993	596	632	658	705	683	585	609	593	568	609	2,912	2,876	2,553	1,673	967	455	224	105	148	
CRIMES AGAINST PROPERTY																										
3,712	2,125	1,587	Burglary *	39	188	467	343	276	274	259	186	136	121	99	92	84	343	324	243	131	66	26	8	4	3	
19,408	12,630	6,778	Larceny *	161	960	1,874	1,261	1,357	1,165	1,189	902	746	601	540	473	464	1,825	1,725	1,572	1,211	697	278	175	93	139	
2,819	1,934	885	Motor Vehicle Theft *	1	22	217	210	219	216	213	189	127	101	102	73	82	362	288	222	88	58	14	9	4	2	
415	159	296	Arson *	27	71	81	36	18	23	17	12	11	12	6	6	4	21	20	16	10	11	2	6	4	1	
1,281	1,182	99	Forgery/Counterfeit		4	13	20	24	38	50	78	70	66	56	54	58	224	214	163	97	37	9	4	1	1	
974	872	102	Fraud		8	13	14	32	35	54	73	55	42	35	33	45	137	160	88	74	39	19	6	5	7	
37	36	1	Embezzlement					1		3	4	6	1	3	2	2	4	2	6	1	1	1				
527	378	149	Stolen Property	1	8	40	29	38	33	43	36	20	20	19	17	17	53	69	42	28	8	3	1	1	1	
4,966	2,349	2,617	Vandalism	105	422	785	447	492	366	343	266	161	171	109	116	79	320	277	226	139	83	27	12	10	10	
34,139	21,665	12,474	TOTAL	334	1,683	3,490	2,360	2,457	2,150	2,171	1,746	1,332	1,135	969	866	835	3,289	3,079	2,578	1,779	1,000	379	221	122	164	
BEHAVIORAL CRIMES																										
2,197	1,699	498	Weapon Laws	5	31	106	105	125	126	129	106	96	92	96	76	68	311	221	208	132	90	28	26	5	15	
478	472	6	Prostitution					3	3	4	4	9	14	12	9	14	100	86	78	51	40	31	11	5	4	
12,779	10,740	2,039	Drug Laws	2	74	441	430	516	576	647	636	527	511	493	413	429	1,948	1,783	1,610	1,017	506	140	53	17	10	
22	18	4	Gambling						1												3	3			1	
258	249	9	Crimes Against Family			3	1	3	2	13	9	8	7	2	6	9	40	37	36	39	17	15	8	1	2	
17,955	17,722	233	D.U.I.	2		5	14	70	142	334	429	483	635	643	635	628	2,892	2,882	2,757	2,074	1,504	772	474	273	307	
12,429	8,421	4,008	Liquor Laws	9	42	534	700	1,132	1,591	1,964	1,866	1,425	325	196	133	110	414	463	458	417	294	169	81	72	34	
4,201	3,247	954	Disorderly Conduct	5	99	249	174	209	218	218	175	191	181	152	141	133	536	498	398	268	178	88	40	19	31	
20,515	14,840	5,675	All Other	59	430	1,331	1,304	1,236	1,315	1,055	950	813	742	595	512	448	2,200	2,039	2,021	1,462	914	483	259	144	203	
3,520		3,520	Curfew	5	148	764	793	934	876																	
1,759		1,759	Runaway Juveniles	14	151	605	414	358	217																	
76,113	57,408	18,705	TOTAL	101	975	4,038	3,938	4,586	5,067	4,367	4,175	3,555	2,507	2,190	1,925	1,840	8,442	8,011	7,566	5,460	3,546	1,729	952	536	607	
129,940	95,338	34,602	GRAND TOTAL	528	3,109	8,521	6,894	7,675	7,875	7,243	6,604	5,472	4,251	3,752	3,359	3,284	14,643	13,966	12,697	8,912	5,513	2,563	1,397	763	919	
30,256	19,853	10,403	* Index Total	244	1,329	2,852	2,032	2,053	1,893	1,920	1,505	1,193	974	885	766	754	3,041	2,810	2,434	1,669	992	385	227	127	171	
14,180	13,641	539	Traffic Crimes	2	2	24	52	159	300	462	584	678	615	593	598	594	2,720	2,607	1,921	1,151	557	236	129	68	128	
4,514	4,305	209	Fish & Game Violations	3	1	10	24	73	98	124	157	162	168	169	136	157	712	687	576	444	276	173	117	107	140	
634	611	23	Marine Violations			4	4	8	7	9	7	7	16	16	9	15	91	106	102	84	63	39	21	16	10	

(1) Negligent Homicide Arrests include Traffic Death Arrests

NUMBER OF FEMALE ARRESTS BY AGE - STATE OF OREGON, 1986

TOTAL ARRESTS	ADULT ARRESTS	JUVENILE ARRESTS		Under 10	10 to 12	13 to 14	15	16	17	18	19	20	21	22	23	24	25 to 29	30 to 34	35 to 39	40 to 44	45 to 49	50 to 54	55 to 59	60 to 64	65 and Over		
CRIMES AGAINST PERSONS																											
16	13	3	Willful Murder *				3								2		5	3	3								
5	5		Neg. Homicide (1)								1						2	1				1					
5	2	3	Forcible Rape *			1			2								1	1									
63	44	19	Other Sex Crime		3	8	1	5	2	2	3		2	2		2	10	8	6	6	1	1				1	
5	5		Kidnapping							4								1									
209	149	60	Robbery *		5	18	17	11	9	16	9	1	4	8	2	2	33	28	22	14	6	3	1				
480	311	169	Aggravated Assault *	1	11	48	45	43	21	16	12	16	9	14	7	8	51	66	46	29	19	7	8	1		2	
3,864	3,011	853	Simple Assault	7	87	282	186	157	134	118	128	131	125	90	119	95	528	668	522	252	117	60	31	13		14	
4,647	3,540	1,107	TOTAL	8	106	357	252	216	168	156	153	148	140	114	130	107	630	776	599	301	143	72	40	14		17	
CRIMES AGAINST PROPERTY																											
457	250	207	Burglary *	7	35	68	42	31	24	19	21	8	7	8	6	12	48	46	46	15	8	5				1	
9,579	5,973	3,606	Larceny *	67	474	1,220	685	607	553	452	374	275	273	226	196	195	930	908	868	623	303	162	67	45		76	
597	310	287	Motor Vehicle Theft *		15	93	85	55	39	23	12	16	16	12	9	20	76	52	46	20	4	4					
72	36	36	Arson *	2	11	20	2	1		2	3	2		1	1	1		5	4	8	3	1	3	1		1	
751	670	81	Forgery/Counterfeit		3	14	10	22	32	27	35	27	30	28	32	29	138	149	104	46	19	3	2	1			
581	510	71	Fraud		4	16	7	24	20	32	36	25	21	24	19	15	101	85	69	45	19	12	3	1		3	
45	44	1	Embezzlement						1	2		7			5	3	1	6	8	4	6	1	1				
91	70	21	Stolen Property		1	5	2	7	6	7	4	3	4	4	1	8	11	9	9	5	4	1					
735	352	383	Vandalism	9	61	123	76	66	48	43	19	13	11	15	12	15	55	71	48	24	10	9	4	1		2	
12,908	8,215	4,693	TOTAL	85	604	1,559	909	813	723	607	504	376	362	323	279	296	1,365	1,333	1,198	792	371	198	79	50		82	
BEHAVIORAL CRIMES																											
164	140	24	Weapon Laws		2	6	4	9	3	4	5	3	4	5	3	3	21	34	25	21	7	3				1	1
453	438	15	Prostitution			2	2	6	5	19	20	16	8	31	16	21	72	119	85	23	8						
3,351	2,799	552	Drug Laws	1	29	179	106	114	123	114	96	95	89	104	105	99	503	606	554	283	102	34	9	3		3	
2	2		Gambling														1			1							
416	405	11	Crimes Against Family			4	1	3	3	13	19	15	11	10	14	8	71	86	85	35	16	8	3	6		5	
3,603	3,563	40	D.U.I.		1	2	8	11	18	43	70	50	94	79	90	97	539	675	719	495	320	154	63	37		38	
3,532	1,659	1,873	Liquor Laws	2	52	414	394	490	521	526	427	260	47	27	20	28	68	84	68	59	23	14	2	3		3	
1,071	722	349	Disorderly Conduct	1	44	130	55	62	57	30	30	33	31	33	28	37	108	132	121	69	32	13	15	5		5	
6,418	4,367	2,051	All Other	8	116	608	528	435	356	267	254	201	140	120	128	131	684	725	739	450	239	114	55	42		78	
1,834	1,834		Curfew	1	88	601	444	421	279																		
2,463	2,463		Runaway Juveniles	5	177	991	675	440	175																		
23,307	14,095	9,212	TOTAL	18	509	2,937	2,217	1,991	1,540	1,016	921	673	424	409	404	424	2,067	2,461	2,396	1,436	747	340	147	97		133	
40,862	25,850	15,012	GRAND TOTAL	111	1,219	4,853	3,378	3,020	2,431	1,779	1,578	1,197	926	846	813	827	4,062	4,570	4,193	2,529	1,261	610	266	161		232	
11,415	7,044	4,371	* Index Total	77	551	1,468	879	748	648	528	431	318	309	289	223	238	1,144	1,109	1,035	709	343	182	79	48		79	
2,313	2,173	140	Traffic Crimes			12	10	61	57	72	79	82	78	83	76	81	440	450	384	169	70	51	15	12		31	
314	299	15	Fish & Game Violations		2		1	6	6	7	10	7	12	10	8	14	43	40	52	32	15	15	18	9		7	
44	39	5	Marine Violations			2	1	1	1	2	2		1	1	2	3	6	6	7	7	1	1					

(1) Negligent Homicide Arrests include Traffic Death Arrests

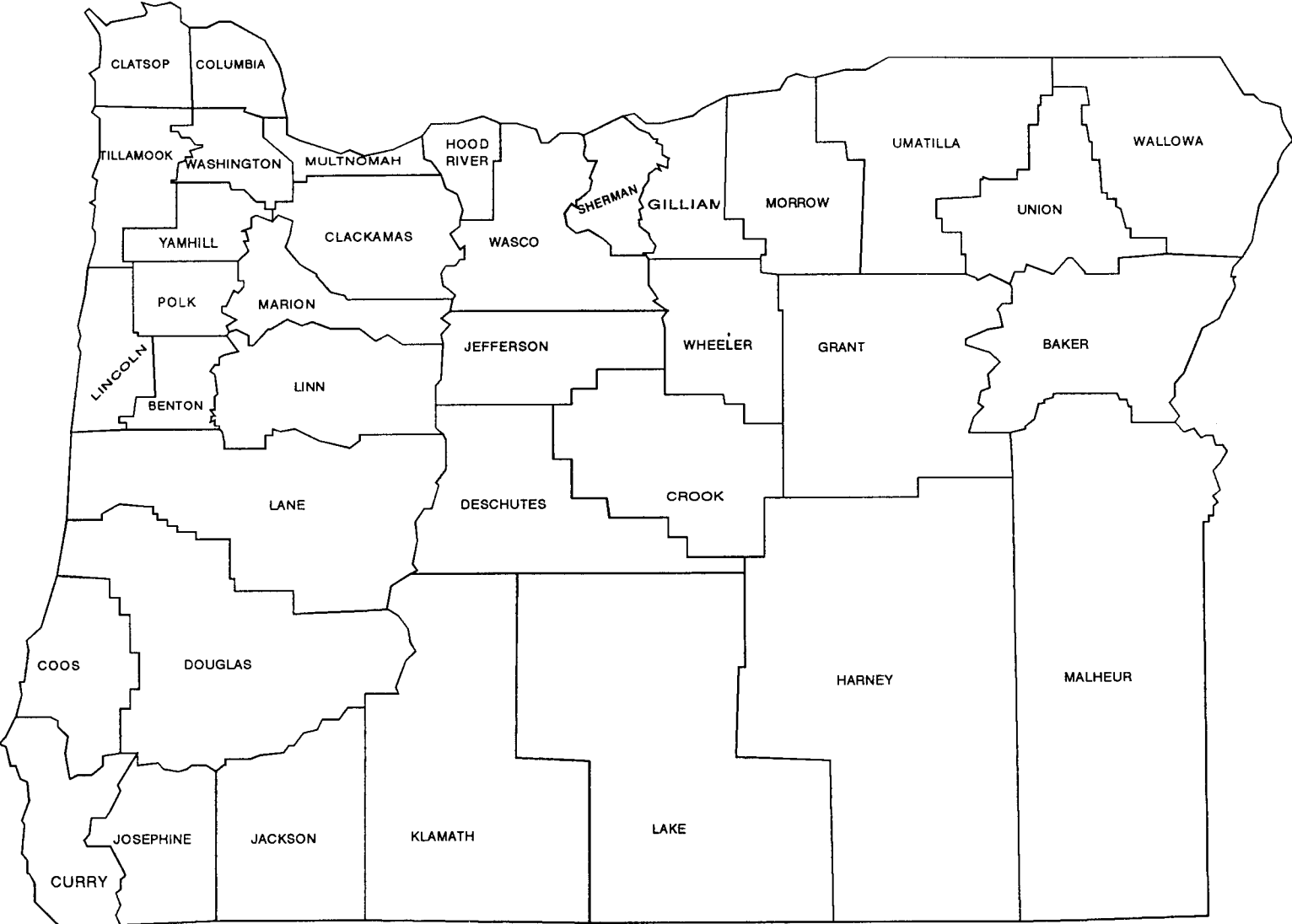
NUMBER OF ARRESTS BY RACE - STATE OF OREGON, 1996

TOTAL ARRESTS	ADULT ARRESTS	JUVENILE ARRESTS		WHITE			BLACK			INDIAN			HISPANIC			INDO-CHINESE			OTHER ASIA		
				Adult	Juven	Total	Adult	Juven	Total	Adult	Juven	Total	Adult	Juven	Total	Adult	Juven	Total	Adult	Juven	Total
CRIME AGAINST PERSON																					
151	131	20	Willful Murder *	85	10	95	27	3	30	2	2	13	2	15	1	4	5	3	1	4	
13	13		Neg. Homicide(1)	11		11						2		2							
314	256	58	Forcible Rape *	162	44	206	26	9	35	6	6	58	5	63	3		3	1		1	
1,427	1,104	323	Other Sex Crime	921	276	1,197	37	9	46	13	3	125	33	158	2		2	6	2	8	
116	104	12	Kidnapping	83	8	91	5		5	5		10	3	13				1	1	2	
1,427	1,055	372	Robbery *	737	259	996	192	54	246	17	5	97	41	138	2	2	4	10	11	21	
2,720	2,024	696	Aggravated Assault *	1,528	522	2,050	171	72	243	57	10	213	62	275	10	5	15	45	25	70	
18,167	15,088	3,079	Simple Assault	11,932	2,517	14,449	1,260	194	1,454	268	54	1,412	286	1,698	41	4	45	175	24	199	
24,335	19,775	4,560	TOTAL	15,459	3,636	19,095	1,718	341	2,059	368	72	440	1,930	432	2,362	59	15	74	241	64	305
CRIME AGAINST PROPERTY																					
4,169	2,370	1,799	Burglary *	2,033	1,615	3,648	154	60	214	40	20	60	121	75	196	11	12	23	11	17	28
28,988	18,558	10,430	Larceny *	14,175	8,607	22,782	1,590	534	2,124	316	173	489	2,087	872	2,959	66	36	102	324	208	532
3,416	2,237	1,179	Motor Vehicle Theft *	1,874	946	2,820	155	122	277	32	16	48	148	73	221	18	11	29	10	11	21
487	195	292	Arson *	178	263	441	2	6	8		2	2	14	19	33		1	1	1	1	2
2,032	1,847	185	Forgery/Counterfeit	1,432	150	1,582	137	8	145	13	3	16	239	20	259	7	2	9	19	2	21
1,555	1,380	175	Fraud	1,162	145	1,307	88	12	100	18	3	21	88	12	100	8	1	9	16	2	18
82	79	3	Embezzlement	74	3	77	2		2			3		3							
618	447	171	Stolen Property	374	150	524	18	7	25	7	3	10	36	11	47	4		4	8		8
5,701	2,680	3,021	Vandalism	2,257	2,582	4,839	122	89	211	49	35	84	222	282	504	6	2	8	24	31	55
47,048	29,793	17,255	TOTAL	23,559	14,461	38,020	2,268	838	3,106	475	255	730	2,958	1,364	4,322	120	65	185	413	272	685
BEHAVIORAL CRIMES																					
2,361	1,835	526	Weapon Laws	1,386	375	1,761	198	52	250	20	11	31	193	75	268	13	4	17	25	9	34
931	910	21	Prostitution	690	17	707	94	3	97	11		11	95	1	96	3		3	17		17
16,131	13,513	2,618	Drug Laws	9,441	2,192	11,633	1,640	164	1,804	132	42	174	2,243	203	2,446	15	2	17	42	15	57
24	20	4	Gambling	11		11	8	4	12				1		1						
674	653	21	Crimes Against Family	557	17	574	21	2	23	10		10	41	1	42	2		2	22	1	23
21,558	21,275	283	D.U.I.I.	18,285	236	18,521	352	4	356	265	5	270	2,231	34	2,265	23		23	119	4	123
15,962	10,007	5,955	Liquor Laws	8,359	5,408	13,767	425	111	536	277	82	359	862	304	1,166	5	3	8	79	47	126
5,272	3,958	1,314	Disorderly Conduct	3,294	1,018	4,312	181	47	228	90	30	120	355	202	557	4	1	5	34	16	50
26,934	19,163	7,771	All Other	15,735	6,915	22,650	1,127	195	1,322	306	62	368	1,817	517	2,334	34	15	49	144	67	211
5,354	5,354		Curfew	4,341	4,341		321	321		67	67		475	475				48	48	102	102
4,224	4,224		Runaway Juveniles	3,649	3,649		177	177		77	77		261	261				10	10	50	50
99,425	71,334	28,091	TOTAL	57,758	24,168	81,926	4,046	1,080	5,126	1,111	376	1,487	7,838	2,073	9,911	99	83	182	482	311	793
170,808	120,902	49,906	GRAND TOTAL	96,776	42,265	139,041	8,032	2,259	10,291	1,954	703	2,657	12,726	3,869	16,595	278	163	441	1,136	647	1,783
41,672	26,826	14,846	Index Total	20,772	12,266	33,038	2,317	860	3,177	470	226	696	2,751	1,149	3,900	111	71	182	405	274	679
16,493	15,799	694	Traffic Crime	12,593	531	13,124	855	47	902	168	7	175	2,055	104	2,159	37		37	91	5	96
4,828	4,601	227	Fish & Game	4,593	226	4,819	1		1				4		4				3	1	4
678	648	30	Marine	635	29	664	5		5	1		1	4	1	5				3		3

6-7

(1) Negligent Homicide Arrests include Traffic Death Arrests
Does not include arrest data from Douglas County Sheriffs Department or Hillsboro Police Department.

OREGON COUNTY MAP



STATE OF OREGON ARRESTS BY RACE & COUNTY, 1996

ARREST							INDO -	OTHER -
TOTAL	COUNTY	WHITE	BLACK	INDIAN	HISPANIC	CHINESE	ASIAN	
1,171	BAKER	1,147	6	4	13		1	
3,439	BENTON	3,073	121	20	160	8	57	
12,330	CLACKAMAS	10,778	387	127	846	5	187	
3,043	CLATSOP	2,832	55	11	138		7	
2,530	COLUMBIA	2,505	6	1	17		1	
4,112	COOS	3,950	17	17	118		10	
1,163	CROOK	1,117		1	45			
1,028	CURRY	977	9	6	34		2	
5,954	DESCHUTES	5,755	42	39	107		11	
4,427	DOUGLAS **	4,333	30	6	51		7	
98	GILLIAM	87	3	1	6		1	
262	GRANT	258			2		2	
223	HARNEY	206	2	15				
1,201	HOOD RIVER	906	8	11	268	3	5	
11,818	JACKSON	10,634	216	72	858		38	
1,612	JEFFERSON	951	3	351	306		1	
3,142	JOSEPHINE	3,057	12	5	64		4	
2,569	KLAMATH	2,062	64	232	190	4	17	
289	LAKE	273		3	13			
20,763	LANE	18,464	587	209	1,272	1	230	
3,390	LINCOLN	3,210	47	96	21		16	
7,087	LINN	6,683	113	37	238	1	15	
1,830	MALHEUR	1,050	5	10	757		8	
14,836	MARION	10,599	365	261	3,385	49	177	
373	MORROW	270	5	2	96			
34,944	MULTNOMAH	21,612	7,537	686	4,127	348	634	
2,975	POLK	2,469	31	34	429		12	
104	SHERMAN	92	3	3	6			
1,671	TILLAMOOK	1,629	12	2	27		1	
3,969	UMATILLA	2,922	21	207	814	1	4	
1,289	UNION	1,205	9	29	23		23	
262	WALLOWA	251		4	7			
1,628	WASCO	1,372	18	82	144		12	
11,134	WASHINGTON **	8,845	527	43	1,421	19	279	
21	WHEELER	20			1			
4,121	YAMHILL	3,450	30	28	590	2	21	
170,808	STATE TOTAL	139,044	10,291	2,655	16,594	441	1,783	

** Douglas County - Does not include data from Douglas County Sheriffs Department

** Washington County - Does not include data from Hillsboro Police Department

ARRESTS FOR CRIMES AGAINST PERSONS BY RACE & COUNTY, 1996

ARREST	WHITE	BLACK	INDIAN	HISPANIC	INDO - CHINESE	OTHER - ASIAN	
TOTAL COUNTY							
205 BAKER	196	4	2	3			
347 BENTON	297	24	3	14	2	7	
1,917 CLACKAMAS	1,701	63	25	97		31	
338 CLATSOP	293	17	2	26			
288 COLUMBIA	288						
625 COOS	607		6	10		2	
153 CROOK	147			6			
178 CURRY	170	2	1	4		1	
842 DESCHUTES	811	6	8	16		1	
462 DOUGLAS **	449	8		5			
13 GILLIAM	10		1	1		1	
49 GRANT	47			2			
38 HARNEY	35		3				
134 HOOD RIVER	109	1	1	23			
1,342 JACKSON	1,168	39	13	115		7	
254 JEFFERSON	146	2	44	62			
496 JOSEPHINE	482	1		12		1	
443 KLAMATH	332	18	58	34		1	
34 LAKE	30		1	3			
2,579 LANE	2,229	119	22	172		37	
359 LINCOLN	326	7	20	6			
928 LINN	865	20	6	37			
275 MALHEUR	148	2	4	120		1	
2,238 MARION	1,564	86	48	509	4	27	
70 MORROW	49	1		20			
6,133 MULTNOMAH	3,689	1,526	111	600	67	140	
347 POLK	284	5	9	49			
15 SHERMAN	15						
191 TILLAMOOK	183	1	1	6			
555 UMATILLA	399	10	27	119			
194 UNION	184		4	5		1	
35 WALLOWA	32			3			
193 WASCO	157	5	7	23		1	
1,610 WASHINGTON **	1,279	90	9	186	1	45	
2 WHEELER	2						
453 YAMHILL	372	2	4	74		1	
24,335	STATE TOTAL	19,095	2,059	440	2,362	74	305

** Douglas County - Does not include data from Douglas County Sheriffs Department

** Washington County - Does not include data from Hillsboro Police Department

ARRESTS FOR CRIMES AGAINST PROPERTY BY RACE & COUNTY, 1996

ARREST	WHITE	BLACK	INDIAN	HISPANIC	INDO - CHINESE	OTHER - ASIAN
TOTAL COUNTY						
400 BAKER	397	1		2		
790 BENTON	698	33	3	37	6	13
4,000 CLACKAMAS	3,294	227	49	320	4	106
604 CLATSOP	559	5	4	32		4
395 COLUMBIA	392	2		1		
956 COOS	913	5	6	27		5
197 CROOK	193			4		
206 CURRY	195	1	3	7		
1,746 DESCHUTES	1,671	17	14	37		7
1,284 DOUGLAS **	1,255	5	2	18		4
18 GILLIAM	16	1		1		
49 GRANT	49					
59 HARNEY	55	1	3			
244 HOOD RIVER	164	1	2	76		1
3,170 JACKSON	2,872	63	22	198		15
367 JEFFERSON	210		102	55		
789 JOSEPHINE	769	3	2	14		1
778 KLAMATH	609	17	82	62	2	6
72 LAKE	71			1		
5,802 LANE	5,274	154	46	245		83
631 LINCOLN	588	20	15	1		7
1,619 LINN	1,540	14	12	52		1
493 MALHEUR	292	3	1	197		
4,456 MARION	3,119	136	100	1,006	30	65
98 MORROW	65	3		30		
10,161 MULTNOMAH	6,665	2,129	160	868	134	205
629 POLK	535	5	9	78		2
17 SHERMAN	16			1		
310 TILLAMOOK	304	2		4		
873 UMATILLA	663	6	32	170		2
331 UNION	297	5	11	5		13
76 WALLOWA	71		2	3		
354 WASCO	287	2	25	35		5
4,058 WASHINGTON **	3,071	244	17	583	9	134
1 WHEELER	1					
1,015 YAMHILL	842	6	6	155		6
47,048 STATE TOTAL	38,012	3,111	730	4,325	185	685

** Douglas County - Does not include data from Douglas County Sheriffs Department

** Washington County - Does not include data from Hillsboro Police Department

ARRESTS FOR BEHAVIORAL CRIMES BY RACE & COUNTY, 1996

ARREST					INDO -	OTHER -	
TOTAL COUNTY	WHITE	BLACK	INDIAN	HISPANIC	CHINESE	ASIAN	
566 BAKER	554	1	2	8		1	
2,302 BENTON	2,078	64	14	109		37	
6,413 CLACKAMAS	5,781	99	53	429	1	50	
2,101 CLATSOP	1,980	33	5	80		3	
1,847 COLUMBIA	1,825	4	1	16		1	
2,531 COOS	2,430	12	5	81		3	
813 CROOK	777		1	35			
644 CURRY	612	6	2	23		1	
3,366 DESCHUTES	3,273	19	17	54		3	
2,681 DOUGLAS **	2,629	17	4	28		3	
67 GILLIAM	61	2		4			
164 GRANT	162					2	
126 HARNEY	116	1	9				
823 HOOD RIVER	633	6	8	169	3	4	
7,306 JACKSON	6,594	114	37	545		16	
991 JEFFERSON	595	1	205	189		1	
1,857 JOSEPHINE	1,806	8	3	38		2	
1,348 KLAMATH	1,121	29	92	94	2	10	
183 LAKE	171		3	9			
12,382 LANE	10,961	314	141	855	1	110	
2,400 LINCOLN	2,296	20	61	14		9	
4,540 LINN	4,278	79	19	149	1	14	
1,062 MALHEUR	610		5	440		7	
8,142 MARION	5,916	143	113	1,870	15	85	
205 MORROW	156	1	2	46			
18,650 MULTNOMAH	11,258	3,882	415	2,659	147	289	
1,999 POLK	1,650	21	16	302		10	
72 SHERMAN	61	3	3	5			
1,170 TILLAMOOK	1,142	9	1	17		1	
2,541 UMATILLA	1,860	5	148	525	1	2	
764 UNION	724	4	14	13		9	
151 WALLOWA	148		2	1			
1,081 WASCO	928	11	50	86		6	
5,466 WASHINGTON **	4,496	193	17	651	9	100	
18 WHEELER	17			1			
2,653 YAMHILL	2,236	22	18	361	2	14	
99,425	STATE TOTAL	81,935	5,123	1,486	9,906	182	793

** Douglas County - Does not include data from Douglas County Sheriffs Department

** Washington County - Does not include data from Hillsboro Police Department

SECTION 7
STATEWIDE
LAW ENFORCEMENT EMPLOYEES
and
OFFICER ASSAULTED INFORMATION

LAW ENFORCEMENT EMPLOYEES - STATEWIDE - 1996

The number of officers is the number of full time Law Enforcement Officers who are certified, certifiable or in process of being certified by the Oregon Board on Public Safety Standards and Training.

The number of support staff includes full time, non-officer staff such as records, communications and clerical employees.

	Officers	Support Staff	Total Employees
Male	4,840	393	5,290
Female	450	1,512	1,905
Total	5,290	1,905	7,195

Officers per 1,000 population = 1.7

Total Employees per 1,000 population = 2.3

Sheriffs Departments	1,242	456	1,698
Oregon State Police	781	302	1,083
Police Departments	3,224	1,136	4,360
O L C C	43	11	54
Total	5,290	1,905	7,195

When compared to 1995, the above numbers represent changes as follows:

1.4% increase in the number of law enforcement officers statewide

6.8% increase in the number of support employees

2.8% increase in the total number of law enforcement employees

LAW ENFORCEMENT EMPLOYEES - HISTORY

	Officer	Support Staff	Total Employees
1987	4,303	1,378	5,681
1988	4,426	1,477	5,803
1989	4,606	1,413	6,019
1990	4,705	1,514	6,219
1991	4,712	1,485	6,197
1992	4,727	1,522	6,249
1993	4,834	1,585	6,419
1994	5,084	1,584	6,668
1995	5,218	1,784	7,002
1996	5,290	1,905	7,195

LAW ENFORCEMENT EMPLOYEES BY DEPARTMENT WITH OFFICER ASSAULTS - 1996

DEPARTMENT	POPULATION	LAW ENFORCE OFFICERS	SUPPORT STAFF	TOTAL STAFF	TOTAL OFFICERS ASSAULT	ASSAULT WITH INJURY	ASSAULT WITHOUT INJURY
OSP-BAKER		20	3	23			
BAKER CO. SO.	6,630	7	4	11			
BAKER CITY PD	9,870	12	4	16			
O.L.C.C. BAKER		1		1			
	16,500	40	11	51			
OSP-BENTON		15		15	1		1
BENTON CO. SO.	23,425	29	5	34			
CORVALLIS PD.	49,275	53	24	77			
PHILOMATH PD.	3,300	8	2	10			
O.L.C.C. BENTON							
	76,000	105	31	136	1		1
OSP-CLACKAMAS		44	11	55	6		6
CLACKMAS CO. SO.	173,660	201	39	240	11	1	10
CANBY PD.	11,430	19	6	25			
ESTACADA PD	2,065				1		1
GLADSTONE PD.	11,605	13	5	18			
LAKE OSWEGO PD.	34,005	43	24	67	3	1	2
MILWAUKIE PD.	20,065	31	12	43			
MOLALLA PD.	4,505	10	2	12			
OREGON CITY PD.	20,410	26	6	32			
SANDY PD.	4,895	9	1	10	3	1	2
WEST LINN PD.	19,960	24	5	29	6	1	5
WILSONVILLE PD	10,600				1		1
O.L.C.C. CLACKAMAS							
	313,200	420	111	531	31	4	27
OSP-CLATSOP		15	1	16	2	1	1
CLATSOP CO. SO.	12,070	20	4	24	1		1
ASTORIA PD.	10,130	16	7	23	4		4
CANNON BEACH PD.	1,395	7	1	8	2	2	
GEARHART PD.	1,205	3		3			
SEASIDE PD.	5,860	17	6	23	4		4
WARRENTON PD	3,940	7	1	8			
O.L.C.C. CLATSOP		1		1			
	34,600	86	20	106	13	3	10

LAW ENFORCEMENT EMPLOYEES BY DEPARTMENT WITH OFFICER ASSAULTS - 1996

DEPARTMENT	POPULATION	LAW ENFORCE OFFICERS	SUPPORT STAFF	TOTAL STAFF	TOTAL OFFICERS ASSAULT	ASSAULT WITH INJURY	ASSAULT WITHOUT INJURY
OSP-COLUMBIA		14	1	15			
COLUMBIA CO. SO.	20,395	13	2	15	2	2	
CLATSKANIE PD.	1,875	6	1	7			
COLUMBIA CITY	1,465						
RAINIER PD.	1,755	6	1	7			
SCAPPOOSE PD.	4,130	9	2	11			
ST. HELENS PD.	8,300	18	3	21	1	1	
VERNONIA PD.	2,180	5	1	6			
O.L.C.C. COLUMBIA							
	40,100	71	11	82	3	3	
OSP-COOS		23	6	29	7		7
COOS CO. SO.	25,885	29	17	46	5	1	4
BANDON PD.	2,760	6	1	7			
COOS BAY PD.	15,520	29	14	43			
COQUILLE PD.	4,225	8	2	10	1		1
MYRTLE POINT PD.	2,730	6	1	7			
NORTH BEND PD.	9,885	16	7	23	2		2
POWERS PD.	695	2		2			
O.L.C.C. COOS		1		1			
	61,700	120	48	168	15	1	14
OSP-CROOK		3		3			
CROOK CO. SO.	9,670	9	4	13	3	3	
PRINEVILLE PD.	6,230	12	8	20	1	1	
O.L.C.C. CROOK							
	15,900	24	12	36	4	4	
OSP-CURRY		8		8	2		2
CURRY CO. SO.	14,485	14	9	23			
BROOKINGS PD.	5,400	13	5	18	1	1	
GOLD BEACH PD.	2,115	6	1	7			
O.L.C.C. CURRY							
	22,000	41	15	56	3	1	2

LAW ENFORCEMENT EMPLOYEES BY DEPARTMENT WITH OFFICER ASSAULTS - 1996

DEPARTMENT	POPULATION	LAW ENFORCE OFFICERS	SUPPORT STAFF	TOTAL STAFF	TOTAL OFFICERS ASSAULT	ASSAULT WITH INJURY	ASSAULT WITHOUT INJURY
OSP-DESCHUTES		35	25	60	1		1
DESCHUTES CO. SO.	53,830	54	14	68	3	3	
BEND PD.	32,220	49	16	65	8	6	2
REDMOND PD.	11,175	22	6	28	4		4
SISTERS PD.	775	6	1	7	3	3	
O.L.C.C. DESCHUTES		3		3			
	98,000	169	62	231	19	12	7
OSP-DOUGLAS		27	3	30	1		1
DOUGLAS CO. SO.	59,575	72	19	91			
MYRTLE CREEK PD.	3,410	8	6	14	1		1
OAKLAND PD.	870	2		2	3		3
REEDSPORT PD.	4,860	13	5	18			
ROSEBURG PD.	19,720	38	4	42	6	4	2
SUTHERLIN PD.	5,995	12	2	14	3	1	2
WINSTON PD.	4,170	7	4	11			
O.L.C.C. DOUGLAS		1		1			
	98,600	180	43	223	14	5	9
OSP-GILLIAM		3		3			
GILLIAM CO. SO.	1,110	4	1	5			
CONDON PD	790				1	1	
O.L.C.C. GILLIAM							
	1,900	7	1	8	1	1	
OSP-GRANT		5		5	1		1
GRANT CO. SO.	4,980	4	1	5			
JOHN DAY PD.	1,940	4	5	9			
PRAIRIE CITY PD.	1,180	3		3			
O.L.C.C. GRANT							
	8,100	16	6	22	1		1

LAW ENFORCEMENT EMPLOYEES BY DEPARTMENT WITH OFFICER ASSAULTS - 1996

DEPARTMENT	POPULATION	LAW ENFORCE OFFICERS	SUPPORT STAFF	TOTAL STAFF	TOTAL OFFICERS ASSAULT	ASSAULT WITH INJURY	ASSAULT WITHOUT INJURY
OSP-HARNEY		6		6			
HARNEY CO. SO.	3,040	4	1	5	1		1
BURNS PD.	2,935	5	5	10			
HINES PD.	1,525	3	4	7			
O.L.C.C. HARNEY							
	7,500	18	10	28	1		1
OSP-HOOD RIVER		4		4			
HOOD RIVER CO. SO.	13,890	14	13	27	6	2	4
HOOD RIVER PD.	5,110	11	3	14	3		3
O.L.C.C. HOOD RIVER							
	19,000	29	16	45	9	2	7
OSP-JACKSON		54	34	88	8	1	7
JACKSON CO. SO.	62,310	47	20	67			
ASHLAND PD.	18,360	25	12	37			
BUTTE FALLS PD.	415	1		1			
CENTRAL POINT PD.	10,295	17	3	20			
EAGLE POINT PD.	3,605	5	1	6			
GOLD HILL PD.	1,240	2		2			
JACKSONVILLE PD.	2,025	4		4			
MEDFORD PD.	57,155	87	39	126			
PHOENIX PD.	3,730	8	1	9			
ROGUE RIVER PD.	1,965	3		3	1	1	
SHADY COVE PD.	2,135	3	1	4			
TALENT PD.	4,765	7	1	8			
O.L.C.C. JACKSON		3	1	4			
	168,000	266	113	379	9	2	7

LAW ENFORCEMENT EMPLOYEES BY DEPARTMENT WITH OFFICER ASSAULTS - 1996

DEPARTMENT	POPULATION	LAW ENFORCE OFFICERS	SUPPORT STAFF	TOTAL STAFF	TOTAL OFFICERS ASSAULT	ASSAULT WITH INJURY	ASSAULT WITHOUT INJURY
OSP-JEFFERSON		6		6			
JEFFERSON CO. SO.	11,335	14	5	19	8	7	1
CULVER PD.	795	1		1			
MADRAS PD.	4,770	10	1	11	11	1	10
O.L.C.C. JEFFERSON							
	16,900	31	6	37	19	8	11
OSP-JOSEPHINE		11		11	6		6
JOSEPHINE CO. SO.	51,745	37	17	54	5	2	3
GRANTS PASS PD	20,255	25	14	39	15	8	7
O.L.C.C. JOSEPHINE							
	72,000	73	31	104	26	10	16
OSP-KLAMATH		34	3	37	2	1	1
KLAMATH CO. SO.	42,000	24	7	31	1	1	
KLAMATH FALLS PD.	18,765	33	3	36	12	3	9
MERRILL PD.	835	1		1			
O.L.C.C. KLAMATH		1		1			
	61,600	93	13	106	15	5	10
OSP-LAKE		5		5			
LAKE CO. SO.	4,895	6		6			
LAKEVIEW PD.	2,655	5		5			
O.L.C.C. LAKE							
	7,550	16		16			

LAW ENFORCEMENT EMPLOYEES BY DEPARTMENT WITH OFFICER ASSAULTS - 1996

DEPARTMENT	POPULATION	LAW ENFORCE OFFICERS	SUPPORT STAFF	TOTAL STAFF	TOTAL OFFICERS ASSAULT	ASSAULT WITH INJURY	ASSAULT WITHOUT INJURY
OSP-LANE		63	14	77	4		4
LANE CO. SO.	101,415	68	37	105	7	5	2
COBURG PD.	775	3		3			
COTTAGE GROVE PD.	7,870	15	9	24			
CRESWELL PD.	2,715	2		2	2	1	1
EUGENE PD.	126,325	165	163	328	29	21	8
FLORENCE PD.	6,400	12	9	21	2		2
JUNCTION CITY PD.	4,115	8	4	12			
OAKRIDGE PD.	3,200	7	5	12	4	1	3
SPRINGFIELD PD.	50,140	61	29	90	7	4	3
VENETA PD.	2,845	6		6	2		2
O.L.C.C. LANE		3	1	4			
	305,800	413	271	684	57	32	25
OSP-LINCOLN		19	2	21	1		1
LINCOLN CO. SO.	20,535	22	5	27	1	1	
LINCOLN CITY PD	6,665	21	9	30			
NEWPORT PD.	9,785	23	4	27	4	3	1
TOLEDO PD.	3,465	8	5	13	1		1
WALPORT PD.	1,750	3	1	4	2		2
O.L.C.C. LINCOLN		1		1			
	42,200	97	26	123	9	4	5
OSP-LINN		20	3	23	4		4
LINN CO. SO.	43,460	53	26	79	3	3	
ALBANY PD	37,095	50	19	69	1	1	
LEBANON PD	11,995	23	8	31	6	2	4
SWEET HOME PD	7,450	11	5	16			
O.L.C.C. LINN							
	100,000	157	61	218	14	6	8
OSP-MALHEUR		15	56	71	3		3
MALHEUR CO. SO.	13,930	11	7	18			1
NYSSA PD	2,970	8	2	10	1		
ONTARIO PD	10,290	20	9	29			
VALE PD	1,510	5		5			
O.L.C.C. MALHEUR							
	28,700	59	74	133	4		4

LAW ENFORCEMENT EMPLOYEES BY DEPARTMENT WITH OFFICER ASSAULTS - 1996

DEPARTMENT	POPULATION	LAW ENFORCE OFFICERS	SUPPORT STAFF	TOTAL STAFF	TOTAL OFFICERS ASSAULT	ASSAULT WITH INJURY	ASSAULT WITHOUT INJURY
OSP-MARION *		164	116	280	10	1	9
MARION CO. SO.	88,020	75	29	104			
AUMSVILLE PD	2,585	5	1	6			
AURORA PD	675	2	1	3			
GERVAIS PD	1,080	1		1			
HUBBARD PD	2,185	5	2	7			
KEIZER PD	27,450	30	8	38			
MT. ANGEL PD	3,010	4	1	5			
SALEM PD/MARION	106,100	161	99	260			
SILVERTON PD	6,565	12	2	14			
STAYTON PD	8,020	15	1	16			
TURNER PD	1,330	2		2	1	1	
WOODBURN PD	15,780	25	5	30			
O.L.C.C. MARION		4	1	5			
	262,800	505	266	771	11	2	9
OSP-MORROW		1		1			
MORROW CO.SO.	4,940	11	7	18			
BOARDMAN PD	2,580	6	1	7			
HEPPNER PD	1,480	3		3			
O.L.C.C. MORROW							
	9,000	21	8	29			
OSP-MULTNOMAH		35	10	45	3		3
MULTNOMAH CO. SO.	40,900	105	57	162	1		1
GRESHAM PD	79,350	88	35	123	23	5	18
PORTLAND AIRPORT		32	9	41			
PORTLAND PD	503,000	979	268	1,247	188	82	106
TROUTDALE PD.	12,750	15	3	18	1		1
O.L.C.C. MULTNOMAH		23	7	30			
	636,000	1,277	389	1,666	216	87	129

* OSP-Marion includes Oregon State Police Headquarters in Salem

LAW ENFORCEMENT EMPLOYEES BY DEPARTMENT WITH OFFICER ASSAULTS - 1996

DEPARTMENT	POPULATION	LAW ENFORCE OFFICERS	SUPPORT STAFF	TOTAL STAFF	TOTAL OFFICERS ASSAULT	ASSAULT WITH INJURY	ASSAULT WITHOUT INJURY
OSP-POLK		3	2	5			
POLK CO. SO.	17,835	23	6	29			
DALLAS PD	11,360	17	1	18			
INDEPENDENCE PD	4,985	12	1	13			
MONMOUTH PD	7,385	11	2	13			
SALEM PD/POLK	14,735	6		6			
O.L.C.C. POLK							
	56,300	72	12	84			
OSP-SHERMAN							
SHERMAN CO. SO.	1,900	5	1	6			
O.L.C.C. SHERMAN							
	1,900	5	1	6			
OSP-TILLAMOOK		14	1	15	1		1
TILLAMOOK CO. SO.	16,380	21	2	23	4	3	1
GARIBALDI PD.	960	3		3			
NEHALEM BAY PD	990	2		2			
ROCKAWAY BEACH PD	1,195	3		3	1	1	
TILLAMOOK PD	4,275	9	2	11			
O.L.C.C. TILLAMOOK							
	23,800	52	5	57	6	4	2
OSP-UMATILLA		39	4	43	5		5
UMATILLA CO. SO.	24,755	16	13	29			
ATHENA PD.	1,105	2		2			
HERMISTON PD.	11,050	20	7	27	1		1
MILTON FREEWATER	6,055	11	4	15	4	1	3
PENDLETON PD.	15,900	22	8	30	1		1
PILOT ROCK PD.	1,570	4	1	5	1		1
STANFIELD PD.	1,755	5		5			
UMATILLA PD	3,310	7	1	8	1		1
UMATILLA TRIBAL		12	5	17	3	1	2
WESTON PD.		2		2			
O.L.C.C. UMATILLA		1	1	2			
	65,500	141	44	185	16	2	14

LAW ENFORCEMENT EMPLOYEES BY DEPARTMENT WITH OFFICER ASSAULTS - 1996

DEPARTMENT	POPULATION	LAW ENFORCE OFFICERS	SUPPORT STAFF	TOTAL STAFF	TOTAL OFFICERS ASSAULT	ASSAULT WITH INJURY	ASSAULT WITHOUT INJURY
OSP-UNION		13	1	14	3		3
UNION CO. SO.	10,370	9	1	10			
ELGIN PD.	1,715	3		3	2	1	1
LA GRANDE PD.	12,415	18	14	32			
O.L.C.C. UNION							
	24,500	43	16	59	5	1	4
OSP-WALLOWA		5		5	1		1
WALLOWA CO. SO.	5,230	5	6	11			
ENTERPRISE PD.	2,020	4		4			
O.L.C.C. WALLOWA							
	7,250	14	6	20	1		1
OSP-WASCO		16	2	18			
WASCO CO. SO.	11,040	18	6	24	1		1
THE DALLES PD.	11,460	20	2	22			
O.L.C.C. WASCO							
	22,500	54	10	64	1		1
OSP-WASHINGTON		29	4	33			
WASHINGTON CO. SO.	171,595	150	57	207	13	6	7
BEAVERTON PD.	63,145	87	22	109	12	6	6
CORNELIUS PD.	7,475	14	2	16	6	1	5
FOREST GROVE PD.	15,370	25	6	31	2	1	1
GASTON PD.	620	1		1			
HILLSBORO PD.	52,105	54	18	72			
KING CITY PD.	2,155	3		3			
NORTH PLAINS PD.	1,470	4	1	5			
SHERWOOD PD.	6,600	11	1	12			
TIGARD PD.	35,925	51	11	62	4	2	2
TUALATIN PD.	20,040	26	2	28	2	2	
O.L.C.C. WASHINGTON							
	376,500	455	124	579	39	18	21

LAW ENFORCEMENT EMPLOYEES BY DEPARTMENT WITH OFFICER ASSAULTS - 1996

DEPARTMENT	POPULATION	LAW ENFORCE OFFICERS	SUPPORT STAFF	TOTAL STAFF	TOTAL OFFICERS ASSAULT	ASSAULT WITH INJURY	ASSAULT WITHOUT INJURY
OSP-WHEELER		1		1			
WHEELER CO. SO.	1,600	3		3			
O.L.C.C. WHEELER							
	1,600	4		4			
OSP-YAMHILL		12		12	1	1	
YAMHILL CO. SO.	32,335	45	14	59			
AMITY PD.	1,195	2		2			
CARLTON PD.	1,470	2		2			
DUNDEE PD.	2,500	5		5			
MCMINNVILLE PD.	22,880	27	7	34			
NEWBERG PD.	16,160	22	11	33			
YAMHILL PD.	960	2		2			
O.L.C.C. YAMHILL							
	77,500	117	32	149	1	1	

STATEWIDE OFFICER ASSAULT 1996

LAW ENFORCEMENT OFFICERS ASSAULTED SUPPLEMENTARY REPORT

TYPE OF ACTIVITY	TOTAL	FIREARM	KNIFE	OTHER	HANDS	TWO	ONE MAN	ASST.	DETECT OR		OTHER		POLICE
	ASSLTs		OTHER	DANGR	FIST	MAN	VEHICLE		SPEC	ASSIGN	ALONE	AST.	ASSAULTS
	(A)	(B)	(C)	(D)	(E)	(F)	(G)	(H)	(I)	(J)	(K)	(L)	(M)
1.RESPONDING TO DISTURBANCE CALLS	170	5	3	9	153	36	41	69		2		22	161
2.BURGLARIES IN PROGRESS/PURSUIING	6	1		3	2	1	1	4					5
3.ROBBERIES IN PROGRESS/PURSUIING	3			2	1			3					2
4.ATTEMPTING OTHER ARRESTS	134	1		12	121	30	21	71		5		7	129
5.CIVIL DISORDER (RIOT,MASS DISOB)	8				8	1		5		1		1	7
6.HANDLING, TRANSPORTING PRISONERS	65			8	57	13	9	21		2	5	15	60
7.INVESTIGATING SUSPICIOUS PER/CIR	42			2	40	12	12	15			1	2	41
8.AMBUSH - NO WARNING	1				1				1				1
9.MENTALLY DERANGED	6				6	1	1	3				1	6
10.TRAFFIC PURSUITS AND STOPS	88	2		7	79	21	24	41				2	85
11.ALL OTHER	42			3	39	3	8	11		1	2	17	34
12. TOTAL 1-11	565	9	3	46	507	118	117	243	1	11	8	67	531
13.NUMBER WITH PERSONAL INJURY	218	3		23	192								
14.NUMBER WITHOUT PERSONAL INJURY	347	6	3	23	315								
	12.01	2.01	4.01	6.01	8.01	10.01	12.01	2.01	4.01	6.01	8.01	10.01	
	AM TO	AM TO	AM TO	AM TO	AM TO	AM TO	PM TO	PM TO	PM TO	PM TO	PM TO	PM TO	
	2.00	4.00	6.00	8.00	10.00	12.00	2.00	4.00	6.00	8.00	10.00	12.00	
15.TIME OF ASSAULTS	97	49	19	5	18	17	18	43	51	52	88	108	

7-15

```

I-----I
I  NUMBER OF LAW ENFORCEMENT OFFICERS  I BY FELONIOUS ACT          O  I
I  KILLED IN THE LINE OF DUTY.         I BY ACCIDENT OR NEGLIGENCE    O  I
I-----I
    
```

This table does not include data from the Douglas County Sheriff's Department or the Hillsboro Police Department.

SECTION 8
AGENCY SUMMARY
and
DETAIL TABLES

This section provides a detailed report by crime category of the annual crime report information for each department within each county in Oregon, including Traffic Crime, Fish & Game Laws, and Marine Violations.

SPECIAL NOTES:

When counting arrests, only those arrests which are made for an agency's own cases are counted for OUCR purposes. The number of arrests shown in this report will not necessarily agree with the statistics within a department which may show all arrest activity.

Index Crime is summarized at the bottom of the page. The individual crimes that make up the National Crime Index are each identified with an asterisk.

If necessary, Part II Crime totals may be easily determined by subtracting the Index Crime Total from the Grand Total located on the line above. The result of this subtraction equals total Part II Crimes.

	STATE OF OREGON			OREGON STATE POLICE			O. L. C. C.		
	Offenses	Arrests	Cleared *	Offenses	Arrests	Cleared	Offenses	Arrests	Cleared
Population	3,181,000								
1996									
CRIME AGAINST PERSON									
Willful Murder*	119	152	88	5	11	3			
Neg. Homicide	10	17	8		2				
Forcible Rape*	1,262	317	528	69	23	35			
Other Sex Crime	6,021	1,527	2,614	595	116	375			
Kidnapping	580	127	291	21	16	14			
Robbery*	3,933	1,448	1,316	27	8	12			
Aggravated Assault*	9,440	2,771	4,805	286	171	207			
Simple Assault	28,023	18,596	17,993	590	393	425			
1996 TOTAL	49,388	24,955	27,643	1,593	740	1,071			
1995 TOTAL	54,830	27,448	28,663	2,096	991	1,482			
CRIME AGAINST PROPERTY									
Burglary*	31,537	4,366	3,907	252	71	58			
Larceny*	127,685	29,316	27,800	792	180	204			
Motor Vehicle Theft*	17,340	3,512	3,002	231	77	70			
Arson*	1,580	504	484	144	118	114			
Forgery/Counterfeit	10,237	2,101	3,227	356	43	75			
Fraud	10,326	1,616	4,029	125	24	35	4		4
Embezzlement	675	84	319						
Stolen Property	712	649	512	31	28	26			
Vandalism	51,049	5,893	8,056	265	116	135			
1996 TOTAL	251,141	48,041	51,336	2,196	657	717	4		4
1995 TOTAL	268,217	51,346	54,542	3,526	915	1,446	3		3
BEHAVIORAL CRIMES									
Weapon Laws	3,845	2,472	3,086	253	191	229			
Prostitution	889	933	837	3	1	3			
Drug Laws	18,021	16,847	15,524	1,138	1,153	1,107			
Gambling	37	24	32	17	9	17			
Crimes Against Family	2,342	762	1,271	252	211	242			
D. U. I.	23,985	21,844	23,985	4,430	4,274	4,430			
Liquor Laws	12,992	16,537	11,619	758	838	760	608	236	608
Disorderly Conduct	16,293	5,410	9,044	121	57	89	13		13
All Other	50,289	27,755	29,127	863	459	549	115	81	114
Curfew	7,800	5,451	7,800	8	8	8			
Runaway Juveniles	13,923	4,287	9,838	53	8	26			
1996 TOTAL	150,416	102,322	112,163	7,896	7,209	7,460	736	317	735
1995 TOTAL	148,468	91,513	105,479	9,034	7,135	8,067	583	346	566
GRAND TOTAL	450,945	175,318	191,142	11,685	8,606	9,248	740	317	739
* Index Total	192,896	42,386	41,930	1,806	659	703			
Traffic Crime	26,917	16,836	26,917	3,897	3,236	3,897			
Fish and Game Laws	5,309	4,849	5,309	5,179	7,425	5,179			
Marine Violations	720	685	720	148	143	148			

* State of Oregon Clearances for 1995 & 1996
do not include data from the
Douglas County Sheriff's Department
or the Hillsboro Police Department

Population 1996	Baker Co. - O.S.P.			Baker County Totals 16,500		
	Offenses	Arrests	Cleared	Offenses	Arrests	Cleared
CRIME AGAINST PERSON						
Willful Murder*				0	0	0
Neg. Homicide				0	0	0
Forcible Rape*				0	0	0
Other Sex Crime	2			35	11	18
Kidnapping				2	2	3
Robbery*				2	2	2
Aggravated Assault*	9	4	7	45	19	39
Simple Assault	7	6	7	241	171	201
1996 TOTAL	18	10	14	325	205	263
1995 TOTAL	36	13	14	346	190	261
CRIME AGAINST PROPERTY						
Burglary*	3			233	60	62
Larceny*	4			668	190	222
Motor Vehicle Theft*	3		1	42	25	21
Arson*	1			5	1	1
Forgery/Counterfeit	1			87	13	60
Fraud				492	52	419
Embezzlement				0	0	0
Stolen Property	1			5	4	4
Vandalism	1	1	1	360	55	90
1996 TOTAL	14	1	2	1,892	400	879
1995 TOTAL	34	16	14	1,676	325	692
BEHAVIORAL CRIMES						
Weapon Laws				17	11	14
Prostitution				0	0	0
Drug Laws	10	8	10	59	35	46
Gambling				0	0	0
Crimes Against Family	5	4	4	14	10	10
D.U.I.	66	64	66	142	136	144
Liquor Laws	17	25	16	45	120	39
Disorderly Conduct				42	23	30
All Other	8	11	7	278	121	133
Curfew				70	58	70
Runaway Juveniles				4	52	4
1996 TOTAL	106	112	103	671	566	490
1995 TOTAL	82	64	69	562	470	448
GRAND TOTAL	138	123	119	2,888	1,171	1,632
* Index Total	20	4	8	995	297	347
Traffic Crime	45	36	45	106	74	106
Fish and Game Laws	108	79	108	108	79	108
Marine Violations	3	3	3	3	3	3

Population	Benton Co. Sheriff			Corvallis PD			Philomath PD		
	23,425			49,275			3,300		
1996	Offenses	Arrests	Cleared	Offenses	Arrests	Cleared	Offenses	Arrests	Cleared
CRIME AGAINST PERSON									
Willful Murder*				1	1	1			
Neg. Homicide									
Forcible Rape*	6	3	2	11	3	5			
Other Sex Crime	43	6	15	65	14	27	10	9	8
Kidnapping	1			2		1			
Robbery*	2			22	11	11	1	2	1
Aggravated Assault*	48	5	42	44	13	35	5	4	4
Simple Assault	94	90	76	303	134	240	51	44	45
1996 TOTAL	194	104	135	448	176	320	67	59	58
1995 TOTAL	205	120	106	561	253	287	43	34	37
CRIME AGAINST PROPERTY									
Burglary*	120	22	14	400	76	103	16	3	3
Larceny*	267	39	42	2,029	299	359	113	45	41
Motor Vehicle Theft*	30	17	13	108	23	28	4	7	
Arson*	6	1	2	14	4	5	1		
Forgery/Counterfeit	16	8	8	95	31	51	6		3
Fraud	26	7	15	188	30	95	21	3	17
Embezzlement					2				
Stolen Property	12	4	6	18	22	17	3		4
Vandalism	236	30	49	773	69	119	42	17	12
1995 TOTAL	713	128	149	3,625	556	777	206	75	80
1994 TOTAL	685	152	141	3,908	487	746	313	73	106
BEHAVIORAL CRIMES									
Weapon Laws	26	18	26	44	19	38	1	1	1
Prostitution									
Drug Laws	113	71	81	114	84	93	6	8	5
Gambling									
Crimes Against Family	31		13	132	9	60	3	2	4
D.U.I.	238	224	238	213	200	213	78	76	71
Liquor Laws	59	66	55	337	224	326	27	39	23
Disorderly Conduct	18	6	6	61	28	46	13	22	12
All Other	615	222	105	888	589	483	64	56	56
Curfew	3		3	50	26	50	15	10	15
Runaway Juveniles	93	2	33	162	47	148	13	15	10
1996 TOTAL	1,196	609	560	2,001	1,226	1,457	220	229	197
1995 TOTAL	1,229	400	556	2,189	737	1,368	148	128	124
GRAND TOTAL	2,103	841	844	6,074	1,958	2,554	493	363	335
* Index Total	479	87	115	2,629	430	547	140	61	49
Traffic Crime	173	120	173	182	117	182	21	9	21
Fish and Game Laws									
Marine Violations	3	2	3						

Population 1996	Benton Co. - O.L.C.C.			Benton Co. - O.S.P.			Benton County Totals 76,000		
	Offenses	Arrests	Cleared	Offenses	Arrests	Cleared	Offenses	Arrests	Cleared
CRIME AGAINST PERSON									
Willful Murder*							1	1	1
Neg. Homicide							0	0	0
Forcible Rape*							17	6	7
Other Sex Crime				1	1		119	30	50
Kidnapping							3	0	1
Robbery*				2			27	13	12
Aggravated Assault*				7	2	2	104	24	83
Simple Assault				14	5	10	462	273	371
1996 TOTAL	0	0	0	24	8	12	733	347	525
1995 TOTAL	0	0	0	22	13	11	831	420	441
CRIME AGAINST PROPERTY									
Burglary*				5	1		541	102	120
Larceny*				103	15	17	2,512	398	459
Motor Vehicle Theft*				8			150	47	41
Arson*				2			23	5	7
Forgery/Counterfeit				10			127	39	62
Fraud				4	11	1	239	51	128
Embezzlement							0	2	0
Stolen Property				1	1	1	34	27	28
Vandalism				5	3	2	1,056	119	182
1995 TOTAL	0	0	0	138	31	21	4,682	790	1,027
1994 TOTAL				280	48	60	5,186	760	1,053
BEHAVIORAL CRIMES									
Weapon Laws				3	1	2	74	39	67
Prostitution							0	0	0
Drug Laws				28	28	29	261	191	208
Gambling							0	0	0
Crimes Against Family				5	5	5	171	16	82
D.U.I.				102	101	102	631	601	624
Liquor Laws				52	71	52	475	400	456
Disorderly Conduct				12	4	5	104	60	69
All Other				37	27	21	1,604	894	665
Curfew				1	1	1	69	37	69
Runaway Juveniles							268	64	191
1996 TOTAL	0	0	0	240	238	217	3,657	2,302	2,431
1995 TOTAL	12	10	11	288	233	272	3,866	1,508	2,331
GRAND TOTAL	0	0	0	402	277	250	9,072	3,439	3,983
* Index Total	0	0	0	127	18	19	3,375	596	730
Traffic Crime				33	27	33	409	273	409
Fish and Game Laws				45	38	45	45	38	45
Marine Violations							3	2	3

Population 1996	Clackamas Co. Sheriff 173,660			Canby PD 11,430			Estacada PD ** 2,065			Gladstone PD 11,605		
	Offenses	Arrests	Cleared	Offenses	Arrests	Cleared	Offenses	Arrests	Cleared	Offenses	Arrests	Cleared
CRIME AGAINST PERSON												
Willful Murder*	5	7	3								1	
Neg. Homicide			1									
Forcible Rape*	48	11	41	1						3	1	2
Other Sex Crime	204	66	151	17	3	2	5	1	3	21	3	9
Kidnapping	50	3	27	2	1	1	3		2	2		
Robbery*	124	65	91	4	1	1	2	1	2	13	5	9
Aggravated Assault*	134	70	133	2	1	2	9	8	9	9	5	3
Simple Assault	1,360	874	1,143	92	45	48	41	32	39	113	63	74
1996 TOTAL	1,925	1,096	1,590	118	51	54	60	42	55	161	78	97
1995 TOTAL	2,088	1,033	1,698	119	70	61				126	67	82
CRIME AGAINST PROPERTY												
Burglary*	1,552	138	240	50	7	2	20	1	5	87	8	12
Larceny*	6,227	2,016	1,841	418	85	87	59	14	18	460	75	82
Motor Vehicle Theft*	1,109	165	147	29	5	8	8	2	3	122	12	18
Arson*	36	8	11	5						6	5	2
Forgery/Counterfeit	485	76	308	22	9	12	5			39	4	12
Fraud	293	27	103	22	2	3	13		2	7	4	2
Embezzlement												
Stolen Property	41	13	30					4		4	1	2
Vandalism	1,975	105	367	177	17	10	45	10	20	269	15	34
1996 TOTAL	11,718	2,548	3,047	723	125	122	150	31	48	994	124	164
1995 TOTAL	12,610	2,208	3,273	532	114	100				871	102	136
BEHAVIORAL CRIMES												
Weapon Laws	129	80	118	9	8	11	2	1	2	8	1	5
Prostitution	6	3	4									
Drug Laws	442	417	461	71	103	75	14	12	15	24	10	13
Gambling												
Crimes Against Family	34	6	34	3	2	2	2		2	5	1	2
D.U.I.I	1,596	1,338	1,475	69	64	72	57	48	57	50	45	47
Liquor Laws	483	342	450	44	82	43	35	23	35		42	
Disorderly Conduct	141	42	136	60	19	14	11	6	11	15	9	16
All Other	1,396	407	1,133	48	37	29	32	12	26	129	41	82
Curfew	89	69	87	20	15	20	8	4	8	9	7	4
Runaway Juveniles	584	97		68	9	46	6	6		44	25	
1996 TOTAL	4,900	2,801	3,898	392	339	312	167	112	156	284	181	169
1995 TOTAL	4,287	2,059	3,378	318	253	235				229	145	139
GRAND TOTAL	18,543	6,445	8,535	1,233	515	488	377	185	259	1,439	383	430
* Index Total	9,235	2,480	2,507	509	99	100	98	26	37	700	112	128
Traffic Crime	1,447	701	1,447	91	68	91	41	17	41	72	37	72
Fish and Game Laws	7	4	7									
Marine Violations	7	5	7				2	2	2			

Only reported 9 months 1995

**Began reporting May 1996

Population 1996	Sandy PD 4,895			West Linn PD 19,960			Wilsonville PD ** 10,600		
	Offenses	Arrests	Cleared	Offenses	Arrests	Cleared	Offenses	Arrests	Cleared
CRIME AGAINST PERSON									
Willful Murder*									
Neg. Homicide									
Forcible Rape*	2	1	1	5	3	3	1		
Other Sex Crime	2	1	2	7	1	1	2		3
Kidnapping				1		1	1		
Robbery*	9	6	7	1		1	7	1	3
Aggravated Assault*	4	4	4	31	18	29	5	1	6
Simple Assault	51	27	29	50	43	44	31	12	30
1996 TOTAL	68	39	43	95	65	79	47	14	42
1995 TOTAL	75	42	56	139	77	101			
CRIME AGAINST PROPERTY									
Burglary*	64	12	20	69	13	14	59	2	11
Larceny*	265	83	84	295	56	52	434	34	190
Motor Vehicle Theft*	26	9	10	28	28	16	54	2	6
Arson*	5	2	2	2	1	1	3		1
Forgery/Counterfeit	19		9	18	5	13	18	2	14
Fraud	26		15	16	6	12	18	1	8
Embezzlement									
Stolen Property		3		7	8	5	2	1	1
Vandalism	100	16	22	161	28	27	100	5	21
1996 TOTAL	505	125	162	596	145	140	688	47	252
1995 TOTAL	601	139	170	685	123	124			
BEHAVIORAL CRIMES									
Weapon Laws	1		2	5	3	5	1	1	1
Prostitution	2	1	2						
Drug Laws	31	34	27	67	59	64	26	17	25
Gambling									
Crimes Against Family	3		2	2		1			
D.U.I.	41	36	40	249	239	249	56	47	56
Liquor Laws	8	53	9	108	235	107	24	20	25
Disorderly Conduct	6	7	4	31	13	28	2		2
All Other	61	27	40	131	106	113	52	22	56
Curfew	4	4	10	39	23	39	10	8	10
Runaway Juveniles	35	13	1	43	5	40	18	9	
1996 TOTAL	192	175	137	675	683	646	189	124	175
1995 TOTAL	193	153	149	600	564	570			
GRAND TOTAL	765	339	342	1,366	893	865	924	185	469
* Index Total	375	117	128	431	119	116	563	40	217
Traffic Crime	29	16	29	89	58	89	45	21	45
Fish and Game Laws									
Marine Violations									

** Began reporting June 1996

Population 1996	Clackamas Co. - O.L.C.C.			Clackamas Co. - O.S.P.			Clackamas County Totals 313,200		
	Offenses	Arrests	Cleared	Offenses	Arrests	Cleared	Offenses	Arrests	Cleared
CRIME AGAINST PERSON									
Willful Murder*					1		5	9	3
Neg. Homicide							0	0	1
Forcible Rape*				1	1	1	79	22	55
Other Sex Crime				18	5	8	428	103	250
Kidnapping				2			85	4	43
Robbery*				1			243	107	144
Aggravated Assault*				3	3	1	297	144	248
Simple Assault				14	14	12	2,465	1,528	1,904
1996 TOTAL	0	0	0	39	24	22	3,602	1,917	2,648
1995 TOTAL	0	0	0	70	21	22	3,745	1,857	2,813
CRIME AGAINST PROPERTY									
Burglary*				2			2,565	252	386
Larceny*				18	7	7	11,075	2,784	2,880
Motor Vehicle Theft*				13	2	3	1,753	294	264
Arson*				22	7	5	125	35	35
Forgery/Counterfeit				3	2	1	920	138	458
Fraud				20		1	635	73	260
Embezzlement							34	0	26
Stolen Property				2	1	1	73	45	49
Vandalism				12	8	6	4,169	379	753
1996 TOTAL	0	0	0	92	27	24	21,349	4,000	5,111
1995 TOTAL	0	0	0	142	42	55	20,875	3,638	5,042
BEHAVIORAL CRIMES									
Weapon Laws				6	3	5	243	142	216
Prostitution							10	5	7
Drug Laws				39	40	38	1,029	859	963
Gambling							0	0	0
Crimes Against Family				19	19	19	117	39	94
D.U.I.I				255	244	255	2,820	2,493	2,682
Liquor Laws	56	34	56	18	20	18	1,140	1,214	1,070
Disorderly Conduct	1		1	5	4	4	418	174	320
All Other	1	1		20	2	14	2,707	931	2,094
Curfew							477	276	451
Runaway Juveniles				1	1	1	1,141	280	191
1996 TOTAL	58	35	57	363	333	354	10,102	6,413	8,088
1995 TOTAL	20	9	20	446	385	432	8,459	5,106	6,868
GRAND TOTAL	58	35	57	494	384	400	35,053	12,330	15,847
* Index Total	0	0	0	60	21	17	16,142	3,647	4,015
Traffic Crime				366	302	366	2,582	1,466	2,582
Fish and Game Laws				364	337	364	371	341	371
Marine Violations				2	2	2	11	9	11

Population 1996	Clatsop Co. Sheriff 12,070			Astoria PD 10,130			Gearhart PD 1,205		
	Offenses	Arrests	Cleared	Offenses	Arrests	Cleared	Offenses	Arrests	Cleared
CRIME AGAINST PERSON									
Willful Murder*									
Neg. Homicide					1	1			
Forcible Rape*	1			6	2	3			
Other Sex Crime	8	1	3	18	5	6			
Kidnapping									
Robbery*	1	1	1	4	5	1			
Aggravated Assault*	20	19	15	15	9	15			
Simple Assault	36	29	25	122	86	67	4	2	2
1996 TOTAL	66	50	44	165	108	93	4	2	2
1995 TOTAL	97	66	60	180	109	109	6	5	5
CRIME AGAINST PROPERTY									
Burglary*	109	25	17	153	31	28	5	2	1
Larceny*	136	17	19	388	84	63	16		
Motor Vehicle Theft*	29	15	11	45	19	14		2	
Arson*				4	7	1			
Forgery/Counterfeit	17	8	9	48	9	15	1		
Fraud	10	1	3	40	3	9			
Embezzlement	1			3		1			
Stolen Property					2				
Vandalism	103	22	21	208	24	23	11	2	3
1996 TOTAL	405	88	80	889	179	154	33	6	4
1995 TOTAL	384	60	76	963	180	263	60	13	11
BEHAVIORAL CRIMES									
Weapon Laws	6	6	5	12	10	8	1	1	1
Prostitution									
Drug Laws	24	22	18	56	76	41	4	4	4
Gambling									
Crimes Against Family	4	1	2	15	5	3			
D.U.I.I	57	53	57	146	143	146	10	7	10
Liquor Laws	92	186	90	59	82	43	3	4	3
Disorderly Conduct	2	3	2	590	55	61			
All Other	130	55	63	439	106	76	8	11	5
Curfew				9	3	9			
Runaway Juveniles	47	8	38	29	14	17			
1996 TOTAL	362	334	275	1,355	494	404	26	27	23
1995 TOTAL	424	395	342	1,690	534	661	19	22	18
GRAND TOTAL	833	472	399	2,409	781	651	63	35	29
* Index Total	296	77	63	615	157	125	21	4	1
Traffic Crime	58	43	58	64	31	64	6	6	6
Fish and Game Laws									
Marine Violations	3	3	3						

Population	Seaside PD			Warrenton PD			Cannon Beach PD		
	5,860			3,940			1,395		
1996	Offenses	Arrests	Cleared	Offenses	Arrests	Cleared	Offenses	Arrests	Cleared
CRIME AGAINST PERSON									
Willful Murder*									
Neg. Homicide									
Forcible Rape*	2	4	3	1	1	1			
Other Sex Crime	13	6	10	4	2	2			
Kidnapping	4	1	2	1			2		2
Robbery*	8	6	6	3	5	2	1	1	1
Aggravated Assault*	20	17	20	2	2	2	1		1
Simple Assault	108	87	96	35	23	27	10	12	11
1996 TOTAL	155	121	137	46	33	34	14	13	15
1995 TOTAL	156	95	107	35	31	26	10	9	10
CRIME AGAINST PROPERTY									
Burglary*	175	18	55	62	8	7	31	13	7
Larceny*	478	91	145	167	85	81	28	12	15
Motor Vehicle Theft*	20	8	13	5	2	2		3	
Arson*	12	6	6	2	2	1	1	2	1
Forgery/Counterfeit	32	7	12	3	1	1	4	2	3
Fraud	25	4	6	5	1	1	7		
Embezzlement									
Stolen Property	3	3	5		1				
Vandalism	250	45	43	26	3	4	18		1
1996 TOTAL	995	182	285	270	103	97	89	32	27
1995 TOTAL	996	210	234	197	124	109	92	21	19
BEHAVIORAL CRIMES									
Weapon Laws	15	10	18	1	2	1	1	1	
Prostitution									
Drug Laws	57	67	79	17	16	15	6	6	5
Gambling									
Crimes Against Family	4	2	2	2	3	1			
D.U.I.I	48	43	67	66	66	61	26	25	25
Liquor Laws	161	275	202	31	50	31	42	88	42
Disorderly Conduct	119	97	100	15	15	15	7	11	8
All Other	166	173	168	18	14	15	18	15	14
Curfew	31	24	37	3	3	3			
Runaway Juveniles	40	5	33	15	11	11	3	2	3
1996 TOTAL	641	696	706	168	180	153	103	148	97
1995 TOTAL	693	663	574	246	229	204	128	157	124
GRAND TOTAL	1,791	999	1,128	484	316	284	206	193	139
* Index Total	715	150	670	242	105	96	62	31	25
Traffic Crime	153	120	153	23	19	23	14	7	14
Fish and Game Laws									
Marine Violations									

Only reported 3 months 1994

Population 1996	Clatsop Co. - O.L.C.C.			Clatsop Co. - O.S.P.			Clatsop County Totals 34,600		
	Offenses	Arrests	Cleared	Offenses	Arrests	Cleared	Offenses	Arrests	Cleared
CRIME AGAINST PERSON									
Willful Murder*							0	0	0
Neg. Homicide							0	1	1
Forcible Rape*							10	7	7
Other Sex Crime				12	4	5	55	18	26
Kidnapping							7	1	4
Robbery*				1	1	1	18	19	12
Aggravated Assault*				6	4	3	64	51	56
Simple Assault				6	2	4	321	241	232
1996 TOTAL	0	0	0	25	11	13	475	338	338
1995 TOTAL	0	0	0	30	18	18	514	333	335
CRIME AGAINST PROPERTY									
Burglary*				1	1		536	98	115
Larceny*				22	2	1	1,235	291	324
Motor Vehicle Theft*				6	8	3	105	57	43
Arson*				1	2	1	20	19	10
Forgery/Counterfeit							105	27	40
Fraud				1		1	88	9	20
Embezzlement							4	0	1
Stolen Property							3	6	5
Vandalism				8	1	1	624	97	96
1996 TOTAL	0	0	0	39	14	7	2,720	604	654
1995 TOTAL	0	0	0	101	13	69	2,793	621	781
BEHAVIORAL CRIMES									
Weapon Laws				4	5	4	40	35	37
Prostitution							0	0	0
Drug Laws				29	25	26	193	216	188
Gambling							0	0	0
Crimes Against Family				3	3	3	28	14	11
D.U.I.				87	84	87	440	421	453
Liquor Laws	31	8	31	73	88	73	492	781	515
Disorderly Conduct				5	1	2	738	182	188
All Other	1	1	1	5	7	4	785	382	346
Curfew							43	30	49
Runaway Juveniles				1			135	40	102
1996 TOTAL	32	9	32	207	213	199	2,894	2,101	1,889
1995 TOTAL	22	20	22	252	257	244	3,474	2,277	2,189
GRAND TOTAL	32	9	32	271	238	219	6,089	3,043	2,881
* Index Total	0	0	0	37	18	9	1,988	542	989
Traffic Crime				70	58	70	388	284	388
Fish and Game Laws				305	287	305	305	287	305
Marine Violations				6	4	6	9	7	9

Population	Columbia Co. Sheriff			Clatskanie PD			Rainier PD		
	20,395			1,875			1,755		
1996	Offenses	Arrests	Cleared	Offenses	Arrests	Cleared	Offenses	Arrests	Cleared
CRIME AGAINST PERSON									
Willful Murder*									
Neg. Homicide									
Forcible Rape*	1						1		
Other Sex Crime	24	1	3	2	3	2	3	3	2
Kidnapping									
Robbery*	1								
Aggravated Assault*	11	8	6						
Simple Assault	133	77	69						
1996 TOTAL	170	86	78	19	17	16	1	1	1
1995 TOTAL	154	84	81	21	20	18	5	4	3
CRIME AGAINST PROPERTY									
Burglary*	117	8	9	8	3	1	15		1
Larceny*	220	3	4	33	25	19	41	9	11
Motor Vehicle Theft*	38	7	10	4	2	2	3	3	
Arson*	3						3	1	1
Forgery/Counterfeit	9			3	2	3	1	1	1
Fraud	14		1	2	1	1	36	2	18
Embezzlement									
Stolen Property									
Vandalism	174	9	6	22	6	7	26	4	3
1996 TOTAL	575	27	30	72	39	33	125	20	35
1995 TOTAL	504	29	28	67	34	30	95	29	34
BEHAVIORAL CRIMES									
Weapon Laws				3	2	3			
Prostitution									
Drug Laws	5	4	2	26	24	26	12	11	10
Gambling									
Crimes Against Family	12		3				1		
D.U.I.	53	52	53	69	68	69	84	84	84
Liquor Laws	24	88	22	35	56	35	23	36	23
Disorderly Conduct	211	13	45	21	20	19	29	24	27
All Other	159	87	40	5	22	5	21	19	16
Curfew				4	4	4			
Runaway Juveniles	45	25	23	3	3	3	7	6	6
1996 TOTAL	509	269	188	166	199	164	177	180	166
1995 TOTAL	461	229	174	117	144	116	168	155	152
GRAND TOTAL	1,254	382	296	259	258	215	307	204	204
* Index Total	391	26	29	45	30	22	63	13	13
Traffic Crime	16	6	16	17	7	17	41	18	41
Fish and Game Laws	3	3	3						
Marine Violations	94	86	94						

Population 1996	Columbia City PD 1,465			Columbia Co. - O.L.C.C.			Columbia Co. - O.S.P.			Columbia Co. County Totals 40,100		
	Offenses	Arrests	Cleared	Offenses	Arrests	Cleared	Offenses	Arrests	Cleared	Offenses	Arrests	Cleared
CRIME AGAINST PERSON												
Willful Murder*										1	0	0
Neg. Homicide										0	0	0
Forcible Rape*							1			5	1	1
Other Sex Crime	3	3	2				7	3	6	65	21	26
Kidnapping										0	0	1
Robbery*										4	3	3
Aggravated Assault*							4	1	3	30	25	22
Simple Assault	2	1					6	9	3	315	238	241
1996 TOTAL	5	4	2	0	0	0	18	13	12	420	288	294
1995 TOTAL	2	0	1	0	0	0	28	16	16	404	289	272
CRIME AGAINST PROPERTY												
Burglary*	13	3	4				3			262	52	44
Larceny*	17	1	2				1			715	202	196
Motor Vehicle Theft*	2	1	2				2			84	21	24
Arson*							1	1		20	10	6
Forgery/Counterfeit							4			48	18	27
Fraud							1			238	24	170
Embezzlement										1	1	1
Stolen Property										1	0	0
Vandalism	13	2	4				8	2	1	436	67	99
1996 TOTAL	45	7	12	0	0	0	20	3	1	1,805	395	567
1995 TOTAL	26	5	12	0	0	0	22	7	10	1,837	459	610
BEHAVIORAL CRIMES												
Weapon Laws	2	2	2				7	5	6	35	26	31
Prostitution										56	0	0
Drug Laws	1	1	1				24	29	22	104	171	165
Gambling										0	0	0
Crimes Against Family							1	1	1	26	7	10
D.U.I.I	12	11	12				67	60	67	565	544	578
Liquor Laws	2	4		1		1	16	16	16	210	393	216
Disorderly Conduct										298	102	126
All Other	10	24	3				4	5	3	631	500	455
Curfew	9	4	9							60	34	84
Runaway Juveniles		2					1			123	70	83
1996 TOTAL	36	48	27	1	0	1	120	116	115	2,108	1,847	1,748
1995 TOTAL	34	22	18	3	3	3	254	188	173	2,109	1,726	1,587
GRAND TOTAL	86	59	41	1	0	1	158	132	128	4,333	2,530	2,609
* Index Total	32	5	8	0	0	0	12	2	3	1,121	314	296
Traffic Crime	13	4	13				128	112	128	360	237	360
Fish and Game Laws							75	71	75	78	74	78
Marine Violations										94	86	94

Population 1996	Coos Co. Sheriff 25,885			Bandon PD 2,760			Coos Bay PD 15,520		
	Offenses	Arrests	Cleared	Offenses	Arrests	Cleared	Offenses	Arrests	Cleared
CRIME AGAINST PERSON									
Willful Murder*	5	1	5		1			1	
Neg. Homicide								1	
Forcible Rape*	15	6	6				9	1	1
Other Sex Crime	52	7	5	1			32	4	3
Kidnaping							2	1	1
Robbery*	4	1	1	2	1	1	8	8	4
Aggravated Assault*	16	10	8				11	17	1
Simple Assault	228	131	105	21	18	17	220	197	65
1996 TOTAL	320	156	130	24	20	18	282	230	75
1995 TOTAL	496	237	224	49	44	40	307	254	122
CRIME AGAINST PROPERTY									
Burglary*	210	22	18	25	6	5	236	39	20
Larceny*	509	41	28	97	23	27	936	351	148
Motor Vehicle Theft*	52	30	10	5	4	1	58	15	7
Arson*	2	1	1	1			5	4	1
Forgery/Counterfeit	26	2	2	2	1	1	39	25	8
Fraud	34	7	5	11			39	11	4
Embezzlement									
Stolen Property								1	
Vandalism	335	19	10	61	4	13	429	69	34
1996 TOTAL	1,168	122	74	202	38	47	1,742	515	222
1995 TOTAL	1,571	168	124	231	41	55	2,228	540	297
BEHAVIORAL CRIMES									
Weapon Laws	9	10	1	4	3	2	3	11	2
Prostitution									
Drug Laws	54	72	10	16	20	17	22	107	11
Gambling									
Crimes Against Family	49	7	3	1			5	3	
D.U.I.	93	85	83	24	23	20	81	70	76
Liquor Laws	56	64	10	36	57	34	13	108	8
Disorderly Conduct	25	16	17	12	9	8	41	40	9
All Other	1,209	120	70	52	46	39	237	198	65
Curfew				5	4	5	38	28	38
Runaway Juveniles	283				12		118	154	53
1996 TOTAL	1,778	374	194	150	174	125	558	719	262
1995 TOTAL	1,821	417	249	225	206	199	661	806	349
GRAND TOTAL	3,266	652	398	376	232	190	2,582	1,464	559
* Index Total	813	112	77	130	35	34	1,263	436	182
Traffic Crime	66	37	66	18	11	18	104	62	104
Fish and Game Laws	2	2	2						
Marine Violations	17	17	17						

Population 1996	Powers PD 695			Coos Co. - O.L.C.C.			Coos Co. - O.S.P.			Coos Co. County Totals 61,700		
	Offenses	Arrests	Cleared	Offenses	Arrests	Cleared	Offenses	Arrests	Cleared	Offenses	Arrests	Cleared
CRIME AGAINST PERSON												
Willful Murder*										5	3	5
Neg. Homicide										0	1	0
Forcible Rape*							1			28	8	8
Other Sex Crime							7	2	2	110	18	16
Kidnapping		1								4	4	3
Robbery*										25	14	12
Aggravated Assault*	1						5	5	4	42	38	18
Simple Assault	14	8					18	15	16	716	539	362
1996 TOTAL	15	9	0	0	0	0	31	22	22	930	625	424
1995 TOTAL	5	4	3	0	0	0	38	21	27	1,207	776	643
CRIME AGAINST PROPERTY												
Burglary*	3	1					4	1	2	581	99	63
Larceny*	6	2					16	3	5	2,106	572	339
Motor Vehicle Theft*	2						2	1	2	161	58	36
Arson*							3	3	2	14	11	5
Forgery/Counterfeit							2		2	133	42	47
Fraud	1						1		1	164	23	38
Embezzlement										0	0	0
Stolen Property							2		2	4	5	3
Vandalism	3						9	2	6	1,332	146	142
1996 TOTAL	15	3	0	0	0	0	39	10	22	4,495	956	673
1995 TOTAL	7	2	2	0	0	0	86	10	20	5,681	1,053	841
BEHAVIORAL CRIMES												
Weapon Laws	1						9	7	9	44	43	29
Prostitution										0	0	0
Drug Laws							70	69	70	205	331	143
Gambling										0	0	0
Crimes Against Family	2	1					3	3	3	87	14	24
D.U.I.I	2	2	2				140	133	140	524	492	492
Liquor Laws				4	2	4	19	22	19	249	509	180
Disorderly Conduct	2	2					4	4	4	730	141	467
All Other	15	7					30	15	23	2,614	645	804
Curfew	2	2	2							205	157	180
Runaway Juveniles							1			494	199	97
1996 TOTAL	24	14	4	4	2	4	276	253	268	5,152	2,531	2,416
1995 TOTAL	16	12	8	10	6	10	303	220	248	5,482	2,594	2,778
GRAND TOTAL	54	26	4	4	2	4	346	285	312	10,577	4,112	3,513
* Index Total	12	3	0	0	0	0	31	13	15	2,962	803	486
Traffic Crime	11	5	11				179	160	179	544	396	544
Fish and Game Laws							231	210	231	233	212	233
Marine Violations							5	5	5	22	22	22

Only reported 2 months 1995 data

Population 1996	Crook Co. - O.S.P.			Crook Co. County Totals 15,900		
	Offenses	Arrests	Cleared	Offenses	Arrests	Cleared
CRIME AGAINST PERSON						
Willful Murder*				0	0	0
Neg. Homicide				1	0	0
Forcible Rape*				0	0	0
Other Sex Crime				37	11	16
Kidnapping				1	0	1
Robbery*				9	5	7
Aggravated Assault*	1			5	4	6
Simple Assault	3	3	3	186	133	136
1996 TOTAL	4	3	3	239	153	166
1995 TOTAL	1	0	0	203	124	129
CRIME AGAINST PROPERTY						
Burglary*	1			186	19	14
Larceny*	5	1	2	491	107	114
Motor Vehicle Theft*	1			42	7	13
Arson*				12	4	6
Forgery/Counterfeit				25	6	8
Fraud				35	2	8
Embezzlement				0	0	0
Stolen Property		1		0	6	0
Vandalism	1			344	46	43
1996 TOTAL	8	2	2	1,135	197	206
1995 TOTAL	7	5	3	1,098	226	242
BEHAVIORAL CRIMES						
Weapon Laws	1	1	1	38	12	28
Prostitution				1	1	1
Drug Laws	1	1	1	83	53	43
Gambling				0	0	0
Crimes Against Family	2			30	7	15
D.U.I.I	22	22	22	182	177	177
Liquor Laws	2	2	2	77	169	72
Disorderly Conduct	4		3	192	70	125
All Other	1			535	239	317
Curfew				83	78	81
Runaway Juvenilles				110	7	101
1996 TOTAL	33	26	29	1,331	813	960
1995 TOTAL	9	7	8	1,072	711	854
GRAND TOTAL	45	31	34	2,705	1,163	1,332
* Index Total	8	1	2	745	146	160
Traffic Crime	5	4	5	111	76	111
Fish and Game Laws	104	96	104	106	98	106
Marine Violations	2	2	2	2	2	2

Population
1996
CRIME AGAINST PERSON
Willful Murder*
Neg. Homicide
Forcible Rape*
Other Sex Crime
Kidnapping
Robbery*
Aggravated Assault*
Simple Assault
1996 TOTAL
1995 TOTAL
CRIME AGAINST PROPERTY
Burglary*
Larceny*
Motor Vehicle Theft*
Arson*
Forgery/Counterfeit
Fraud
Embezzlement
Stolen Property
Vandalism
1996 TOTAL
1995 TOTAL
BEHAVIORAL CRIMES
Weapon Laws
Prostitution
Drug Laws
Gambling
Crimes Against Family
D.U.I.
Liquor Laws
Disorderly Conduct
All Other
Curfew
Runaway Juvenilles
1996 TOTAL
1995 TOTAL
GRAND TOTAL
* Index Total

	Curry Co. - O.L.C.C.			Curry Co. - O.S.P.			Curry Co. County Totals		
	Offenses	Arrests	Cleared	Offenses	Arrests	Cleared	22,000	0	0
1996 TOTAL	0	0	0	15	10	14	284	178	158
1995 TOTAL	0	0	0	20	15	16	311	209	202
1996 TOTAL	0	0	0	11	9	7	908	206	161
1995 TOTAL	0	0	0	26	14	11	1,020	234	212
GRAND TOTAL	0	0	0	216	212	207	1,913	1,028	833
* Index Total	0	0	0	14	11	10	619	183	137
Traffic Crime				124	102	124	201	154	201
Fish and Game Laws				137	130	137	137	130	137
Marine Violations				1	1	1	1	1	1

Population	Deschutes Co. - O.L.C.C.			Deschutes Co. - O.S.P.			Deschutes County Totals		
	Offenses	Arrests	Cleared	Offenses	Arrests	Cleared	98,000	0	0
1996									
CRIME AGAINST PERSON									
Willful Murder*					1		0	2	1
Neg. Homicide							1	0	0
Forcible Rape*				6			25	11	13
Other Sex Crime				25	1	1	140	43	56
Kidnapping							7	3	5
Robbery*							46	43	32
Aggravated Assault*				5	6	3	113	96	86
Simple Assault				15	13	13	852	644	650
1996 TOTAL	0	0	0	51	21	17	1,184	842	843
1995 TOTAL	0	0	0	97	51	59	1,306	889	922
CRIME AGAINST PROPERTY									
Burglary*				20	14	6	920	163	149
Larceny*				47	5	23	4,424	1,006	992
Motor Vehicle Theft*				16	8	3	311	134	113
Arson*				6	7	5	39	27	21
Forgery/Counterfeit				5		2	411	60	109
Fraud			2	4	1	2	561	81	248
Embezzlement							8	5	6
Stolen Property				2	2	2	7	31	6
Vandalism				6	1	1	1,692	239	315
1996 TOTAL	0	0	2	106	38	44	8,373	1,746	1,959
1995 TOTAL	0	0	0	214	53	101	8,764	1,921	2,348
BEHAVIORAL CRIMES									
Weapon Laws				5	5	5	194	70	160
Prostitution							2	1	2
Drug Laws				22	26	21	569	529	494
Gambling							0	0	0
Crimes Against Family				11	10	11	70	27	41
D.U.I.I				154	153	154	845	811	808
Liquor Laws	24	11	22	14	16	13	427	638	401
Disorderly Conduct				3	3	3	522	211	331
All Other	4	3	4	17	9	10	1,567	997	1,099
Curfew							79	31	70
Runaway Juveniles				1			59	51	67
1996 TOTAL	28	14	26	227	222	217	4,334	3,366	3,473
1995 TOTAL	15	2	15	229	194	214	3,766	2,963	3,090
GRAND TOTAL	28	14	28	384	281	278	13,891	5,954	6,275
* Index Total	0	0	0	100	41	40	5,878	1,482	1,407
Traffic Crime				96	78	96	601	388	601
Fish and Game Laws				148	132	148	148	132	148
Marine Violations				9	9	9	72	63	72

Population 1996	Douglas Co. Sheriff 59,575			Myrtle Creek PD 3,410			Reedsport PD 4,860			Roseburg PD 19,720		
	Offenses	Arrests	Cleared *	Offenses	Arrests	Cleared	Offenses	Arrests	Cleared	Offenses	Arrests	Cleared
CRIME AGAINST PERSON												
Willful Murder*	1	1	1							1		
Neg. Homicide		4										
Forcible Rape*	9	3					1	1	1	8	1	2
Other Sex Crime	119	100		6	3	1	3			35	11	10
Kidnapping	10	11		1			1	1	1	2	2	1
Robbery*	18	21		2	4	1				32	18	10
Aggravated Assault*	48	51		4	2	3	9	3	4	35	24	22
Simple Assault	449	429		68	55	54	33	36	30	399	186	304
1996 TOTAL	654	620	1	81	64	59	47	41	36	512	242	349
1995 TOTAL	686	698	0	81	73	74	65	54	51	438	243	348
CRIME AGAINST PROPERTY												
Burglary*	517	197		56	15	10	51	21	14	276	64	55
Larceny*	893	328		161	70	71	160	38	37	1,438	525	502
Motor Vehicle Theft*	111	96		7	4	2	7	6	5	90	24	28
Arson*	20	17		1			2	2	1	10	5	5
Forgery/Counterfeit	79	69		8	1	3	6	2	1	71	30	33
Fraud	119	61		182	46	147	10	2	1	201	23	91
Embezzlement	2	2								18		7
Stolen Property	20	31			1					7	29	5
Vandalism	485	192		110	16	29	94	11	7	637	120	136
1996 TOTAL	2,246	993	0	525	153	262	330	82	66	2,748	820	862
1995 TOTAL	2,405	1,057	0	551	154	282	418	99	81	2,824	807	928
BEHAVIORAL CRIMES												
Weapon Laws	95	111		3	3	2	2	3	2	44	28	34
Prostitution	2	2								1		
Drug Laws	457	716		16	12	15	21	30	21	135	100	105
Gambling												
Crimes Against Family	41	88		3	3	1	4	3	2	11	2	2
D.U.I.	286	286		59	54	55	29	26	29	138	131	127
Liquor Laws	355	575		51	80	44	16	32	14	453	450	394
Disorderly Conduct	119	138		19	19	14	63	28	18	265	241	150
All Other	872	821		55	40	37	46	53	36	546	384	437
Curfew	97	97		43	28	35	38	26	38	143	105	132
Runaway Juveniles	230	63		3	1	3	4	1	1	84	3	72
1996 TOTAL	2,554	2,897	0	252	240	206	223	202	161	1,820	1,444	1,453
1995 TOTAL	1,614	1,563	0	186	164	156	296	256	234	1,794	1,391	1,578
GRAND TOTAL	5,454	4,510	1	858	457	527	600	325	263	5,080	2,506	2,664
* Index Total	1,617	714	1	231	95	87	230	71	62	1,890	661	624
Traffic Crime				39	26	39	125	104	125	151	94	151
Fish and Game Laws												
Marine Violations												

* Clearances not available for 1995 & 1996

Population 1996	Sutherland PD 5,995			Winston PD 4,170			Oakland PD 870		
	Offenses	Arrests	Cleared	Offenses	Arrests	Cleared	Offenses	Arrests	Cleared
CRIME AGAINST PERSON									
Willful Murder*									
Neg. Homicide									
Forcible Rape*									
Other Sex Crime	18	5	12		4		1		
Kidnapping	1								
Robbery*	3	2	2		1				
Aggravated Assault*	7	3	6						
Simple Assault	55	41	52	19	39	10		6	7
1996 TOTAL	84	51	72	19	44	10	12	6	7
1995 TOTAL	100	72	84	39	52	33	5	0	1
CRIME AGAINST PROPERTY									
Burglary*	42	15	21	8	1		9	12	5
Larceny*	179	69	78	74	46	39	19	7	4
Motor Vehicle Theft*	14	3	5	7	6	1	2	2	2
Arson*	1						2	1	1
Forgery/Counterfeit	8	2	11	1		1	1		
Fraud	34	9	21	5	1				
Embezzlement									
Stolen Property									
Vandalism	78	17	33	29	9	4	16	10	4
1996 TOTAL	356	115	169	124	63	45	49	32	16
1995 TOTAL	472	139	175	256	81	69	42	6	6
BEHAVIORAL CRIMES									
Weapon Laws	5	6	4		3				
Prostitution									
Drug Laws	31	24	31	1	25		1	7	2
Gambling									
Crimes Against Family	12	1	5					1	
D.U.I.	73	61	68	40	38	43	9	9	9
Liquor Laws	37	51	35		36		8	9	2
Disorderly Conduct	188	56	147	2	13	1	7	7	2
All Other	266	80	203	2	21	8	17	6	3
Curfew	13	9	12	12	10	15			
Runaway Juveniles	16	7	16	9	7	3	3	2	3
1996 TOTAL	641	295	521	66	153	70	55	41	21
1995 TOTAL	390	285	343	126	153	114	43	26	26
GRAND TOTAL	1,081	461	762	209	260	125	116	79	44
* Index Total	246	92	112	89	54	40	32	22	12
Traffic Crime	103	69	103	23	20	23	28	25	28
Fish and Game Laws									
Marine Violations									

Missing August & October 1995
Reported 4 months 1996

Population 1996	Douglas Co. - O.L.C.C.			Douglas Co. - O.S.P.			Douglas County Totals 98,600		
	Offenses	Arrests	Cleared	Offenses	Arrests	Cleared	Offenses	Arrests	Cleared *
CRIME AGAINST PERSON									
Willful Murder*							2	1	1
Neg. Homicide							0	4	0
Forcible Rape*				4			22	5	3
Other Sex Crime				27	4	6	209	127	29
Kidnapping				1			16	14	2
Robbery*				2			57	46	13
Aggravated Assault*				11	2	7	114	85	42
Simple Assault				12	8	8	1,046	800	465
1996 TOTAL	0	0	0	57	14	21	1,466	1,082	555
1995 TOTAL	0	0	0	96	25	32	1,510	1,217	623
CRIME AGAINST PROPERTY									
Burglary*				6		1	965	325	106
Larceny*				25	6	7	2,949	1,089	738
Motor Vehicle Theft*				8	4	5	246	145	48
Arson*				6	4	4	42	29	11
Forgery/Counterfeit				5	3	4	179	107	53
Fraud							551	142	260
Embezzlement							20	2	7
Stolen Property							27	61	5
Vandalism				10	2	5	1,459	377	218
1996 TOTAL	0	0	0	60	19	26	6,438	2,277	1,446
1995 TOTAL	0	0	0	114	32	35	7,082	2,375	1,576
BEHAVIORAL CRIMES									
Weapon Laws				13	4	12	162	158	54
Prostitution							3	2	0
Drug Laws				69	62	64	741	976	238
Gambling				1	1	2	1	1	2
Crimes Against Family				8	7	7	79	105	17
D.U.I.				176	168	176	810	773	507
Liquor Laws	15	7	14	34	36	34	969	1,276	537
Disorderly Conduct				4	1	2	667	503	334
All Other	4	2	2	28	18	16	1,836	1,425	742
Curfew							346	275	232
Runaway Juveniles				3			352	84	98
1996 TOTAL	19	9	16	336	297	313	5,966	5,578	2,761
1995 TOTAL	6	1	6	419	334	364	4,874	4,173	2,821
GRAND TOTAL	19	9	16	453	330	360	13,870	8,937	4,762
* Index Total	0	0	0	62	16	24	4,397	1,725	962
Traffic Crime				131	113	131	600	451	600
Fish and Game Laws				222	202	222	222	202	222
Marine Violations				1	1	1	1	1	1

* Clearances for 1995 & 1996 do not include data from Douglas County Sheriff's Department

Population 1996	Gilliam Co. Sheriff 1,110			Condon PD * 790			Gilliam Co. - O.L.C.C.		
	Offenses	Arrests	Cleared	Offenses	Arrests	Cleared	Offenses	Arrests	Cleared
CRIME AGAINST PERSON									
Willful Murder*									
Neg. Homicide									
Forcible Rape*									
Other Sex Crime									
Kidnapping									
Robbery*									
Aggravated Assault*									
Simple Assault	4	2	1	7	6	7			
1996 TOTAL	4	2	1	7	6	7	0	0	0
1995 TOTAL	10	6	3	0	0	0	0	0	0
CRIME AGAINST PROPERTY									
Burglary*	4			3	2	1			
Larceny*	13	3		6	4	3			
Motor Vehicle Theft*									
Arson*									
Forgery/Counterfeit									
Fraud				1					
Embezzlement									
Stolen Property									
Vandalism	9	1	1	15	3	7			
1996 TOTAL	26	4	1	25	9	11	0	0	0
1995 TOTAL	22	7	6	0	0	0	0	0	0
BEHAVIORAL CRIMES									
Weapon Laws	2	2	2	1		1			
Prostitution									
Drug Laws	1	1	1						
Gambling									
Crimes Against Family									
D.U.I.	12	12	12	3	3	3			
Liquor Laws	3	7	2	8	7	7	2		2
Disorderly Conduct	1			2		2			
All Other	15	6	7	13	7	11			
Curfew									
Runaway Juveniles	2								
1996 TOTAL	36	28	24	27	17	24	2	0	2
1995 TOTAL	21	19	15	0	0	0	1	0	0
GRAND TOTAL	66	34	26	59	32	42	2	0	2
* Index Total	17	3	0	9	6	4	0	0	0
Traffic Crime	20	15	20	4	4	4			
Fish and Game Laws									
Marine Violations									

Began reporting April 1996
 Quit reporting August 1996

Population 1996	Gilliam Co. - O.S.P.			Gilliam County Totals 1,900		
	Offenses	Arrests	Cleared	Offenses	Arrests	Cleared
CRIME AGAINST PERSON						
Willful Murder*				0	0	0
Neg. Homicide				0	0	0
Forcible Rape*				0	0	0
Other Sex Crime	3	2	1	3	2	1
Kidnapping				0	0	0
Robbery*				0	0	0
Aggravated Assault*				0	0	0
Simple Assault	4	3	3	15	11	11
1996 TOTAL	7	5	4	18	13	12
1995 TOTAL	11	6	7	21	12	10
CRIME AGAINST PROPERTY						
Burglary*	2			9	2	1
Larceny*	4	3	2	23	10	5
Motor Vehicle Theft*	1		1	1	0	1
Arson*				0	0	0
Forgery/Counterfeit				0	0	0
Fraud	2	2	1	3	2	1
Embezzlement				0	0	0
Stolen Property				0	0	0
Vandalism	1		1	25	4	9
1996 TOTAL	10	5	5	61	18	17
1995 TOTAL	25	6	12	47	13	18
BEHAVIORAL CRIMES						
Weapon Laws	1	2	1	4	4	4
Prostitution				0	0	0
Drug Laws	2	1	2	3	2	3
Gambling				0	0	0
Crimes Against Family	1			1	0	0
D.U.I.	9	9	9	24	24	24
Liquor Laws	1	1	1	14	15	12
Disorderly Conduct				3	0	2
All Other	6	9	6	34	22	24
Curfew				0	0	0
Runaway Juveniles				2	0	0
1996 TOTAL	20	22	19	85	67	69
1995 TOTAL	34	24	27	56	43	42
GRAND TOTAL	37	32	28	164	98	98
* Index Total	7	3	3	33	12	7
Traffic Crime	17	16	17	41	35	41
Fish and Game Laws	14	4	14	14	4	14
Marine Violations				0	0	0

Population	Grant Co. Sheriff			John Day PD			Prairie City PD *		
	4,980			1,940			1,180		
1996	Offenses	Arrests	Cleared	Offenses	Arrests	Cleared	Offenses	Arrests	Cleared
CRIME AGAINST PERSON									
Willful Murder*									
Neg. Homicide									
Forcible Rape*				3					
Other Sex Crime	1			2	1				
Kidnapping				1					
Robbery*									
Aggravated Assault*	21	14	20	2	1				
Simple Assault	14	4	9	28	20				
1996 TOTAL	36	18	29	36	22	0	0	0	0
1995 TOTAL	32	22	25	40	20	15	6	7	4
CRIME AGAINST PROPERTY									
Burglary*	24	5	5	22	1				
Larceny*	47	2	5	49	13	1			
Motor Vehicle Theft*	6	1	2	5	2				
Arson*				2					
Forgery/Counterfeit				1					
Fraud	6	2	5	66	4				
Embezzlement									
Stolen Property	5	2	2						
Vandalism	41	2	5	33	6				
1996 TOTAL	129	14	24	178	26	1	0	0	0
1995 TOTAL	133	9	18	176	15	2	65	7	10
BEHAVIORAL CRIMES									
Weapon Laws	3	1	3	7	6				
Prostitution									
Drug Laws	6	1	4	8	11	1			
Gambling									
Crimes Against Family	3	1	3	2					
D.U.I.	25	23	25	27	25	27			
Liquor Laws	10	9	10	14	16				
Disorderly Conduct	6	3	4	30	10				
All Other	45	13	22	19	6	1			
Curfew									
Runaway Juveniles	5		4	8	1				
1996 TOTAL	103	51	75	115	75	29	0	0	0
1995 TOTAL	61	42	47	106	76	32	10	13	3
GRAND TOTAL	268	83	128	329	123	30	0	0	0
* Index Total	98	22	32	83	17	1	0	0	0
Traffic Crime	16	10	16	7	5	7			
Fish and Game Laws									
Marine Violations									

* No reports received 1996

Population 1996	Grant Co. - O.L.C.C.			Grant Co. - O.S.P.			Grant County Totals 8,100		
	Offenses	Arrests	Cleared	Offenses	Arrests	Cleared	Offenses	Arrests	Cleared
CRIME AGAINST PERSON									
Willful Murder*							0	0	0
Neg. Homicide							0	0	0
Forcible Rape*							3	0	0
Other Sex Crime				5	3	3	8	4	3
Kidnapping							1	0	0
Robbery*							0	0	0
Aggravated Assault*				2	1	1	25	16	21
Simple Assault				7	5	5	49	29	14
1996 TOTAL	0	0	0	14	9	9	86	49	38
1995 TOTAL	0	0	0	27	13	21	105	62	65
CRIME AGAINST PROPERTY									
Burglary*				4	5	3	50	11	8
Larceny*				1			97	15	6
Motor Vehicle Theft*				1			12	3	2
Arson*							2	0	0
Forgery/Counterfeit				1			2	0	0
Fraud							72	6	5
Embezzlement							0	0	0
Stolen Property							5	2	2
Vandalism				4	4	1	78	12	6
1996 TOTAL	0	0	0	11	9	4	318	49	29
1995 TOTAL	0	0	0	15	5	6	389	36	36
BEHAVIORAL CRIMES									
Weapon Laws				4			14	7	3
Prostitution							0	0	0
Drug Laws				3	4	4	17	16	9
Gambling				18			18	0	0
Crimes Against Family				11	2	3	16	3	6
D.U.I.					17	18	52	65	70
Liquor Laws				8	9	11	32	34	21
Disorderly Conduct							36	13	4
All Other					6	6	64	25	29
Curfew							0	0	0
Runaway Juveniles							13	1	4
1996 TOTAL	0	0	0	44	38	42	262	164	146
1995 TOTAL	1	0	0	36	30	29	214	161	111
GRAND TOTAL	0	0	0	69	56	55	666	262	213
* Index Total	0	0	0	8	6	4	189	45	37
Traffic Crime				2	2	2	25	17	25
Fish and Game Laws				60	49	60	60	49	60
Marine Violations							0	0	0

Population 1996	Harney Co. - O.L.C.C.			Harney Co. - O.S.P.			Harney County Totals 7,500		
	Offenses	Arrests	Cleared	Offenses	Arrests	Cleared	Offenses	Arrests	Cleared
CRIME AGAINST PERSON									
Willful Murder*							1	1	1
Neg. Homicide							0	0	0
Forcible Rape*				1			1	0	0
Other Sex Crime				1			10	3	1
Kidnapping							0	0	0
Robbery*							0	0	0
Aggravated Assault*					1		2	2	1
Simple Assault				2	2	2	68	32	38
1996 TOTAL	0	0	0	4	3	2	82	38	41
1995 TOTAL	0	0	0	9	2	2	75	38	16
CRIME AGAINST PROPERTY									
Burglary*				1			47	13	7
Larceny*					1		126	24	35
Motor Vehicle Theft*							13	4	6
Arson*							1	0	0
Forgery/Counterfeit							3	0	0
Fraud							83	12	27
Embezzlement							1	0	0
Stolen Property							1	0	0
Vandalism				2			114	6	17
1996 TOTAL	0	0	0	3	1	0	389	59	92
1995 TOTAL	0	0	0	6	4	3	378	66	48
BEHAVIORAL CRIMES									
Weapon Laws				1	1	1	2	6	2
Prostitution							0	0	0
Drug Laws				3	2	3	38	14	12
Gambling							0	0	0
Crimes Against Family				1	1	1	5	2	2
D.U.I.I				21	19	21	49	44	50
Liquor Laws				2	2	2	11	14	8
Disorderly Conduct					1		8	15	6
All Other				4	2	2	94	25	27
Curfew							1	1	1
Runaway Juveniles				1		1	15	5	11
1996 TOTAL	0	0	0	33	28	31	223	126	119
1995 TOTAL	1	0	0	21	25	20	119	138	68
GRAND TOTAL	0	0	0	40	32	33	694	223	252
* Index Total	0	0	0	2	2	0	191	44	50
Traffic Crime				8	5	8	21	13	21
Fish and Game Laws				54	50	54	54	50	54
Marine Violations				2	2	2	2	2	2

Population 1996	Hood River Co. - O.S.P.			Hood River County Totals 19,000		
	Offenses	Arrests	Cleared	Offenses	Arrests	Cleared
CRIME AGAINST PERSON						
Willful Murder*				0	0	0
Neg. Homicide				0	0	0
Forcible Rape*				3	5	1
Other Sex Crime	5	1	2	34	4	7
Kidnapping				3	0	1
Robbery*				7	4	4
Aggravated Assault*				12	4	5
Simple Assault	2	2	2	140	117	108
1996 TOTAL	7	3	4	199	134	126
1995 TOTAL	10	4	6	230	153	152
CRIME AGAINST PROPERTY						
Burglary*	1			101	24	22
Larceny*	1		1	477	140	119
Motor Vehicle Theft*	2	1	1	36	12	13
Arson*	1			7	3	2
Forgery/Counterfeit				30	11	8
Fraud				86	32	41
Embezzlement				0	0	0
Stolen Property				0	2	0
Vandalism	1	1	1	151	20	25
1996 TOTAL	6	2	3	888	244	230
1995 TOTAL	21	6	7	945	262	246
BEHAVIORAL CRIMES						
Weapon Laws	3	3	2	15	11	13
Prostitution				1	1	1
Drug Laws	9	10	7	95	107	91
Gambling				0	0	0
Crimes Against Family				9	4	5
D.U.I.I	34	34	34	358	326	370
Liquor Laws	7	7	7	85	154	81
Disorderly Conduct				31	34	27
All Other	4	12	4	234	161	130
Curfew				21	15	21
Runaway Juvenilles				48	10	20
1996 TOTAL	57	66	54	897	823	759
1995 TOTAL	47	54	46	772	638	583
GRAND TOTAL	70	71	61	1,984	1,201	1,115
* Index Total	5	1	2	643	192	166
Traffic Crime	23	17	23	187	111	187
Fish and Game Laws	81	77	81	81	77	81
Marine Violations	2	2	2	2	2	2

Population 1996	Jackson Co. Sheriff 62,310			Ashland PD 18,360			Butte Falls PD 415			Central Point PD 10,295		
	Offenses	Arrests	Cleared	Offenses	Arrests	Cleared	Offenses	Arrests	Cleared	Offenses	Arrests	Cleared
CRIME AGAINST PERSON												
Willful Murder*	1	1	1	2		1				1	1	1
Neg. Homicide		1										
Forcible Rape*	18	5	10	6	2	3				1		1
Other Sex Crime	108	32	72	19	6	8		1		12	3	4
Kidnapping												
Robbery*	10	5	5	5	5	3				5	2	
Aggravated Assault*	154	103	100	2	2	2		1		3	5	3
Simple Assault	502	249	337	81	59	52	4	5	2	71	47	55
1996 TOTAL	793	396	525	115	74	69	4	7	2	93	58	64
1995 TOTAL	776	401	571	166	105	114	0	2	0	99	66	87
CRIME AGAINST PROPERTY												
Burglary*	393	70	74	107	27	19	2		1	75	20	15
Larceny*	1,288	201	254	736	232	206	4	1	1	385	161	145
Motor Vehicle Theft*	135	36	41	37	21	12	2		1	13	5	4
Arson*	8	6	3	4	4	1	1		1	2	5	2
Forgery/Counterfeit	52	11	17	22	12	8				5	1	1
Fraud	88	17	21	43	10	8				13	4	4
Embezzlement		0		2	0			0			0	
Stolen Property	13	9	8	11	10	8					1	
Vandalism	706	94	172	403	68	69	7	1	4	174	24	28
1996 TOTAL	2,683	444	590	1,365	380	331	16	2	8	667	221	199
1995 TOTAL	2,992	528	643	1,677	345	366	10	9	1	713	229	245
BEHAVIORAL CRIMES												
Weapon Laws	63	34	53	4	5	3	3		2	14	6	13
Prostitution	1											
Drug Laws	368	271	265					2		32	29	31
Gambling												
Crimes Against Family	50	5	26	3	1	3	2		1	5		2
D.U.I.I	288	252	288	173	170	173	1	1	1	40	38	40
Liquor Laws		95			294				1	17	63	17
Disorderly Conduct		82			53		3		3	8	6	8
All Other	186	172	22	6	325	3	14	4	8	75	174	68
Curfew	30	17	30	43	25	43				29	20	29
Runaway Juvenilles		1			12					36	6	33
1996 TOTAL	986	929	684	229	885	225	23	8	15	256	342	241
1995 TOTAL	1,154	801	657	623	764	372	18	9	11	375	347	355
GRAND TOTAL	4,462	1,769	1,799	1,709	1,339	625	43	17	25	1,016	621	504
* Index Total	2,007	427	488	899	289	247	9	2	4	484	198	170
Traffic Crime	293	202	293	48	23	48	1	1	1	35	24	35
Fish and Game Laws	77	73	77									
Marine Violations	306	301	306									

Only reported 6 months data 1995

Population 1996	Eagle Point PD 3,605			Gold Hill PD 1,240			Jacksonville PD 2,025			Medford PD 57,155		
	Offenses	Arrests	Cleared	Offenses	Arrests	Cleared	Offenses	Arrests	Cleared	Offenses	Arrests	Cleared
CRIME AGAINST PERSON												
Willful Murder*	1		1							4	4	4
Neg. Homicide										1	1	1
Forcible Rape*	1				1					16	4	8
Other Sex Crime	3	2	3				1			138	44	54
Kidnapping											5	
Robbery*										33	26	16
Aggravated Assault*	4	1	2		2		1	1	1	197	148	143
Simple Assault	39	26	22	4	13	3	7	4	1	563	378	404
1996 TOTAL	48	29	28	4	16	3	9	5	2	952	610	630
1995 TOTAL	53	38	40	0	0	0	2	3	0	1,057	646	715
CRIME AGAINST PROPERTY												
Burglary*	26	7	4	4		2	12			608	144	121
Larceny*	85	25	21	13	1	6	23	4	3	3,613	1,007	1,013
Motor Vehicle Theft*	2	1	1	2	1	2	1	1	1	215	70	71
Arson*		1								50	13	22
Forgery/Counterfeit	14	2	14	3		2	1			245	57	71
Fraud	29	6	6	6		3	7			427	175	234
Embezzlement		0			0			0		70	42	44
Stolen Property				1		1				20	48	19
Vandalism	50	13	6	3	1	3	20		1	1,601	227	273
1996 TOTAL	206	55	52	32	3	19	64	5	5	6,849	1,783	1,868
1995 TOTAL	219	72	115	0	0	0	72	9	6	7,696	1,940	2,354
BEHAVIORAL CRIMES												
Weapon Laws	2		1	1		1	1	1		128	88	106
Prostitution										3	5	3
Drug Laws				7	1	6	7	4	5	515	410	491
Gambling										1	2	1
Crimes Against Family	2			14	1	10				54	20	17
D.U.I.I	18	18	18	3	3	3	17	16	17	593	565	593
Liquor Laws		31		9	1	5	5	9	2		593	
Disorderly Conduct		7		7	3	4	14	3	4		234	
All Other	2	59	2	44	4	31	48	8	5	519	2,089	246
Curfew	3	2	3							233	197	233
Runaway Juveniles		1		5		4					5	
1996 TOTAL	27	118	24	90	13	64	92	41	33	2,046	4,208	1,690
1995 TOTAL	58	68	48	0	0	0	62	46	31	1,988	2,754	1,567
GRAND TOTAL	281	202	104	126	32	86	165	51	40	9,847	6,601	4,188
* Index Total	119	35	29	19	5	10	37	6	5	4,736	1,416	1,398
Traffic Crime	6	3	6	4	4	4	22	15	22	244	88	244
Fish and Game Laws										2	2	2
Marine Violations												

No reports received 1995

Population	Phoenix PD			Rogue River PD			Shady Cove PD			Talent PD		
	Offenses	Arrests	Cleared	Offenses	Arrests	Cleared	Offenses	Arrests	Cleared	Offenses	Arrests	Cleared
1996	3,730			1,965			2,135			4,765		
CRIME AGAINST PERSON												
Willful Murder*										1	1	1
Neg. Homicide										4	1	2
Forcible Rape*	5	7	4									
Other Sex Crime	12	4	7	3	1	1						
Kidnapping		1										
Robbery*	5	3	4	1						3	5	2
Aggravated Assault*	13	8	9	1	1	1				9	4	6
Simple Assault	35	13	17	25	8	13	3	1	3	36	17	24
1996 TOTAL	70	36	41	30	10	15	3	1	3	53	28	35
1995 TOTAL	79	29	36	28	15	18	26	11	16	43	21	29
CRIME AGAINST PROPERTY												
Burglary*	31	9	11	13			3	1	2	25	8	5
Larceny*	261	101	87	138	62	62	5	1	4	168	30	32
Motor Vehicle Theft*	8	3	1	6	1	2				1	2	
Arson*	3	2	1							4		
Forgery/Counterfeit	20			12			1		1	11	1	
Fraud	39	3	3	74		61	8		4	1	1	3
Embezzlement		0			0			0			0	
Stolen Property				1								
Vandalism	83	4	6	45	3	7	4		1	43	2	1
1996 TOTAL	445	122	109	289	66	132	21	2	12	253	44	41
1995 TOTAL	432	124	114	333	68	123	155	20	46	206	31	43
BEHAVIORAL CRIMES												
Weapon Laws	8	2	4	2	3	2	3	3	3	8	6	8
Prostitution												
Drug Laws	50	30	44	10	6	8	3	3	3	2	1	1
Gambling												
Crimes Against Family	18	1	3							1		
D.U.I.I	123	121	123	23	23	23	3	3	3	54	52	54
Liquor Laws		98		7	5	6	2	1	2		20	
Disorderly Conduct		15		16	2	14	8		8		3	
All Other	32	53	14	109	6	66	8	3	7	14	20	9
Curfew	22	12	22							1	1	1
Runaway Juveniles				5	1	4	1		1			
1996 TOTAL	253	332	210	172	46	123	28	13	27	80	103	73
1995 TOTAL	187	177	100	148	41	99	249	127	221	130	93	82
GRAND TOTAL	768	490	360	491	122	270	52	16	42	386	175	149
* Index Total	326	133	117	159	64	65	8	2	6	211	50	46
Traffic Crime	64	30	64	12	9	12	2	2	2	34	22	34
Fish and Game Laws												
Marine Violations												

Only reported 2 months 1996

Population 1996	Jackson Co. - O.L.C.C.			Jackson Co. - O.S.P.			Jackson County Totals 168,000		
	Offenses	Arrests	Cleared	Offenses	Arrests	Cleared	Offenses	Arrests	Cleared
CRIME AGAINST PERSON									
Willful Murder*				1	2	1	9	7	8
Neg. Homicide							2	3	2
Forcible Rape*				5	6	5	53	26	32
Other Sex Crime				121	22	102	421	116	253
Kidnapping				1	1	1	1	7	1
Robbery*				1		1	63	46	31
Aggravated Assault*				21	12	11	405	288	278
Simple Assault				48	29	35	1,418	849	968
1996 TOTAL	0	0	0	198	72	156	2,372	1,342	1,573
1995 TOTAL	0	0	0	145	82	109	2,474	1,419	1,735
CRIME AGAINST PROPERTY									
Burglary*				51	7	10	1,350	293	264
Larceny*				62	16	12	6,781	1,842	1,846
Motor Vehicle Theft*				18	2	3	440	143	139
Arson*				8	6	5	80	33	35
Forgery/Counterfeit				9	3	4	395	87	118
Fraud				1			736	216	347
Embezzlement		0			0		72	42	44
Stolen Property							46	68	36
Vandalism				24	9	12	3,163	446	583
1996 TOTAL	0	0	0	173	43	46	13,063	3,170	3,412
1995 TOTAL	0	0	0	397	66	189	14,902	3,441	4,245
BEHAVIORAL CRIMES									
Weapon Laws				11	8	10	248	156	206
Prostitution							4	5	3
Drug Laws				39	44	39	1,033	801	893
Gambling							1	2	1
Crimes Against Family				9	2	13	158	30	75
D.U.I.I				158	149	158	1,494	1,411	1,494
Liquor Laws	20	8	20	18	18	17	78	1,237	69
Disorderly Conduct	2		2	8	4	5	66	412	48
All Other	6	5	6	50	30	22	1,113	2,952	509
Curfew							361	274	361
Runaway Juveniles				14		6	61	26	48
1996 TOTAL	28	13	28	307	255	270	4,617	7,306	3,707
1995 TOTAL	18	4	18	449	327	370	5,459	5,558	3,931
GRAND TOTAL	28	13	28	678	370	472	20,052	11,818	8,692
* Index Total	0	0	0	167	51	48	9,181	2,678	2,633
Traffic Crime				473	442	473	1,238	865	1,238
Fish and Game Laws				214	200	214	293	275	293
Marine Violations							306	301	306

Population	Jefferson Co. Sheriff			Culver PD			Madras PD		
	11,335			795			4,770		
1996	Offenses	Arrests	Cleared	Offenses	Arrests	Cleared	Offenses	Arrests	Cleared
CRIME AGAINST PERSON									
Willful Murder*							1		
Neg. Homicide							2	2	
Forcible Rape*							3	1	2
Other Sex Crime	11	9	9				19	9	12
Kidnapping							1		
Robbery*	1	2	1				3	2	1
Aggravated Assault*	51	42	44				6	8	5
Simple Assault	43	48	39				173	130	130
1996 TOTAL	106	101	93	0	0	0	208	152	150
1995 TOTAL	100	91	86	0	0	0	184	128	138
CRIME AGAINST PROPERTY									
Burglary*	119	17	11	2			74	24	22
Larceny*	187	46	33	3			309	158	143
Motor Vehicle Theft*	40	19	10				31	8	6
Arson*	1	1	1	1		1	3	3	3
Forgery/Counterfeit	10	8	8				70	21	24
Fraud	16	2	2				26	8	10
Embezzlement	1		1				2		1
Stolen Property		1							
Vandalism	101	17	15	8			160	26	32
1996 TOTAL	475	111	81	14	0	1	675	248	241
1995 TOTAL	435	77	52	33	0	12	691	231	262
BEHAVIORAL CRIMES									
Weapon Laws	13	13	13				14	8	14
Prostitution									
Drug Laws	60	97	59				74	64	73
Gambling									
Crimes Against Family	4	3	4				9	1	3
D.U.I.I	107	84	107				65	49	65
Liquor Laws	18	29	18				27	27	26
Disorderly Conduct	41	37	41				101	93	81
All Other	258	241	228				86	75	69
Curfew							36	26	36
Runaway Juveniles	36	34	20				32	28	27
1996 TOTAL	537	538	490	0	0	0	444	371	394
1995 TOTAL	484	495	452	2	0	1	536	397	484
GRAND TOTAL	1,118	750	664	14	0	1	1,327	771	785
* Index Total	399	127	100	6	0	1	430	204	182
Traffic Crime	160	69	160				121	72	121
Fish and Game Laws	1	1	1						
Marine Violations	7	7	7						

Missing July-December 1996

Population 1996	Jefferson Co. - O.L.C.C.			Jefferson Co. - O.S.P.			Jefferson County Totals 16,900		
	Offenses	Arrests	Cleared	Offenses	Arrests	Cleared	Offenses	Arrests	Cleared
CRIME AGAINST PERSON									
Willful Murder*				1		1	2	0	1
Neg. Homicide							2	2	0
Forcible Rape*							3	1	2
Other Sex Crime							30	18	21
Kidnapping							1	0	0
Robbery*							4	4	2
Aggravated Assault*				2	1	2	59	51	51
Simple Assault							216	178	169
1996 TOTAL	0	0	0	3	1	3	317	254	246
1995 TOTAL	0	0	0	12	7	7	296	226	231
CRIME AGAINST PROPERTY									
Burglary*							195	41	33
Larceny*				10	4	2	509	208	178
Motor Vehicle Theft*				2			73	27	16
Arson*				1			6	4	5
Forgery/Counterfeit							80	29	32
Fraud							42	10	12
Embezzlement							3	0	2
Stolen Property				1	4	1	1	5	1
Vandalism				4			273	43	47
1996 TOTAL	0	0	0	18	8	3	1,182	367	326
1995 TOTAL	0	0	0	18	7	8	1,177	315	334
BEHAVIORAL CRIMES									
Weapon Laws				3	3	3	30	24	30
Prostitution							0	0	0
Drug Laws				7	10	10	141	171	142
Gambling							0	0	0
Crimes Against Family				1	1	1	14	5	8
D.U.I.I				39	37	39	211	170	211
Liquor Laws	4	4	4	19	18	20	68	78	68
Disorderly Conduct							142	130	122
All Other				5	9	4	349	325	301
Curfew							36	26	36
Runaway Juveniles							68	62	47
1996 TOTAL	4	4	4	74	78	77	1,059	991	965
1995 TOTAL	1	0	0	168	111	162	1,191	1,003	1,099
GRAND TOTAL	4	4	4	95	87	83	2,558	1,612	1,537
* Index Total	0	0	0	16	5	5	851	336	288
Traffic Crime				36	26	36	317	167	317
Fish and Game Laws				86	73	86	87	74	87
Marine Violations				7	7	7	14	14	14

Population 1996	Josephine Co. - O.S.P.			Josephine County Totals 72,000		
	Offenses	Arrests	Cleared	Offenses	Arrests	Cleared
CRIME AGAINST PERSON						
Willful Murder*		1		3	3	2
Neg. Homicide	1			1	0	0
Forcible Rape*	5	1	1	19	4	7
Other Sex Crime	21	7	9	153	18	48
Kidnapping				7	2	5
Robbery*	2		1	35	25	18
Aggravated Assault*	36	17	27	109	62	83
Simple Assault	66	44	51	651	382	478
1996 TOTAL	131	70	89	978	496	641
1995 TOTAL	112	44	78	920	381	451
CRIME AGAINST PROPERTY						
Burglary*	18	6	3	694	105	105
Larceny*	31	5	5	2,208	509	540
Motor Vehicle Theft*	24	4	3	279	30	41
Arson*	6	3	3	22	4	8
Forgery/Counterfeit	3		1	132	12	20
Fraud				219	4	142
Embezzlement				1	0	0
Stolen Property	2		1	2	0	1
Vandalism	27	12	18	1,161	125	135
1996 TOTAL	111	30	34	4,718	789	992
1995 TOTAL	93	30	47	4,887	772	681
BEHAVIORAL CRIMES						
Weapon Laws	14	10	14	98	63	95
Prostitution				0	0	0
Drug Laws	29	18	26	403	284	533
Gambling				0	0	0
Crimes Against Family	7	5	5	33	8	19
D.U.I.	111	99	111	564	525	595
Liquor Laws	11	11	11	184	269	175
Disorderly Conduct	2	1	1	310	49	88
All Other	54	10	13	620	264	360
Curfew				177	131	186
Runaway Juveniles	9	2	4	499	264	310
1996 TOTAL	237	156	185	2,888	1,857	2,361
1995 TOTAL	262	187	218	2,674	1,722	1,698
GRAND TOTAL	479	256	308	8,584	3,142	3,994
* Index Total	122	37	43	3,369	742	804
Traffic Crime	167	143	167	589	437	589
Fish and Game Laws	78	76	78	78	76	78
Marine Violations						

Population 1996	Klamath Co. Sheriff 42,000			Klamath Falls PD 18,765			Merrill PD 835		
	Offenses	Arrests	Cleared	Offenses	Arrests	Cleared	Offenses	Arrests	Cleared
CRIME AGAINST PERSON									
Willful Murder*	2	1		2	2	2			
Neg. Homicide									
Forcible Rape*	4			17	6	5			
Other Sex Crime	7			33	13	16			
Kidnapping	8	5	4	19	4	11			
Robbery*	16	16	11	35	21	21	1		
Aggravated Assault*	28	14	17	73	38	36			
Simple Assault	269	126	127	260	150	163		2	
1996 TOTAL	334	162	159	439	234	254	1	2	0
1995 TOTAL	440	205	78	500	248	236			
CRIME AGAINST PROPERTY									
Burglary*	336	32	20	293	69	51	9		
Larceny*	728	97	83	721	395	371			
Motor Vehicle Theft*	76	15	11	102	19	23			
Arson*	3	1	2	5	4	3			
Forgery/Counterfeit	30	2	1	33	7	9			
Fraud	96	2	4	13	5	6			
Embezzlement									
Stolen Property	2	1	1	13	8	14	2	1	
Vandalism	332	18	9	107	50	52	1	1	
1996 TOTAL	1,603	168	131	1,287	557	529	12	2	0
1995 TOTAL	1,923	296	78	1,539	566	539			
BEHAVIORAL CRIMES									
Weapon Laws	42	19	19	42	24	41			
Prostitution	1		1						
Drug Laws	80	98	64	137	109	122			
Gambling									
Crimes Against Family	10	2	2	18	2	4			
D.U.I.I	112	107	112	104	95	110	5	5	5
Liquor Laws	25	56	20	20	22	21	5		
Disorderly Conduct	223	56	48	245	78	103		1	
All Other	106	45	37	202	144	171			
Curfew				8	1	8			
Runaway Juveniles	72	1	1	1	1	1			
1996 TOTAL	671	384	304	777	476	581	10	6	5
1995 TOTAL	657	465	261	890	568	626			
GRAND TOTAL	2,608	714	594	2,503	1,267	1,364	23	10	5
* Index Total	1,193	176	144	1,248	554	512	10	0	0
Traffic Crime	91	50	91	96	48	96	4	4	4
Fish and Game Laws									
Marine Violations	1	1	1						

Began reporting January 1996
Quit reporting June 1996

Population 1996	Klamath Co. - O.L.C.C.			Klamath Co. - O.S.P.			Klamath County Totals 61,600		
	Offenses	Arrests	Cleared	Offenses	Arrests	Cleared	Offenses	Arrests	Cleared
CRIME AGAINST PERSON									
Willful Murder*							4	3	2
Neg. Homicide							0	0	0
Forcible Rape*				10	2	5	31	8	10
Other Sex Crime				60	4	20	100	17	36
Kidnapping				1		1	28	9	16
Robbery*				3	2	2	55	39	34
Aggravated Assault*				17	13	13	118	65	66
Simple Assault				40	24	26	569	302	316
1996 TOTAL	0	0	0	131	45	67	905	443	480
1995 TOTAL	0	0	0	195	85	127	1,135	538	441
CRIME AGAINST PROPERTY									
Burglary*				8	8	3	646	109	74
Larceny*				21	17	15	1,470	509	469
Motor Vehicle Theft*				6	4	1	184	38	35
Arson*				6	9	4	14	14	9
Forgery/Counterfeit				107	2	8	170	11	18
Fraud				7	3	7	116	10	17
Embezzlement							0	0	0
Stolen Property				3	3	2	20	13	17
Vandalism				13	5	4	453	74	65
1996 TOTAL	0	0	0	171	51	44	3,073	778	704
1995 TOTAL	0	0	0	234	94	112	3,696	956	729
BEHAVIORAL CRIMES									
Weapon Laws				29	25	29	113	68	89
Prostitution							1	0	1
Drug Laws				128	119	125	345	326	311
Gambling				1			1	0	0
Crimes Against Family				13	7	13	41	11	19
D.U.I.				262	256	262	483	463	489
Liquor Laws	14	7	14	50	55	50	114	140	105
Disorderly Conduct	1		1	7		7	476	135	159
All Other	1		1	29	10	24	338	199	233
Curfew				2	2	2	10	3	10
Runaway Juveniles				4	1	3	77	3	5
1996 TOTAL	16	7	16	525	475	515	1,999	1,348	1,421
1995 TOTAL	16	12	16	534	422	544	2,097	1,467	1,447
GRAND TOTAL	16	7	16	827	571	626	5,977	2,569	2,605
* Index Total	0	0	0	71	55	43	2,522	785	699
Traffic Crime				260	233	260	451	335	451
Fish and Game Laws				83	79	83	83	79	83
Marine Violations							1	1	1

Population 1996	Lake Co. - O.S.P.			Lake County Totals 7,550		
	Offenses	Arrests	Cleared	Offenses	Arrests	Cleared
CRIME AGAINST PERSON						
Willful Murder*				0	0	0
Neg. Homicide				0	0	0
Forcible Rape*				1	1	1
Other Sex Crime	2			3	1	1
Kidnapping				0	0	0
Robbery*				0	0	0
Aggravated Assault*			3	2	5	2
Simple Assault	2	1	1	31	27	29
1996 TOTAL	4	4	1	37	34	33
1995 TOTAL	20	3	2	65	48	47
CRIME AGAINST PROPERTY						
Burglary*	1			57	7	9
Larceny*				121	52	37
Motor Vehicle Theft*				12	4	4
Arson*	1			1	0	0
Forgery/Counterfeit				1	0	0
Fraud	1			1	0	0
Embezzlement				0	0	0
Stolen Property				1	2	1
Vandalism				48	7	7
1996 TOTAL	3	0	0	242	72	58
1995 TOTAL	18	9	7	234	76	58
BEHAVIORAL CRIMES						
Weapon Laws	2	1	1	6	4	5
Prostitution				0	0	0
Drug Laws	1	1	1	11	12	13
Gambling				0	0	0
Crimes Against Family				0	0	0
D.U.I.I	7	6	7	52	51	53
Liquor Laws	3	3	3	30	53	24
Disorderly Conduct				14	15	14
All Other	1	1		25	24	23
Curfew				13	12	13
Runaway Juvenilles				17	12	14
1996 TOTAL	14	12	12	168	183	159
1995 TOTAL	40	38	35	223	218	210
GRAND TOTAL	21	16	13	447	289	250
* Index Total	2	3	0	194	69	53
Traffic Crime	9	7	9	21	15	21
Fish and Game Laws	67	63	67	67	63	67
Marine Violations	12	12	12	12	12	12

Population 1996	Lane Co. Sheriff 101,415			Coburg PD * 775			Cottage Grove PD 7,870			Creswell PD 2,715		
	Offenses	Arrests	Cleared	Offenses	Arrests	Cleared	Offenses	Arrests	Cleared	Offenses	Arrests	Cleared
CRIME AGAINST PERSON												
Willful Murder*	5	2	2									
Neg. Homicide												
Forcible Rape*	25	8	8				8	1		1		
Other Sex Crime	49	21	21				9	2	2	9	2	2
Kidnapping	4		3				1	1		1		
Robbery*	27	13	5				7	1	1	4	2	1
Aggravated Assault*	134	65	60				13	13	9	7	3	4
Simple Assault	329	151	140	1	1		88	52	54	42	21	18
1996 TOTAL	573	260	239	1	1	0	126	70	66	64	28	25
1995 TOTAL	557	251	241	1	9	1	150	91	97	87	38	39
CRIME AGAINST PROPERTY												
Burglary*	796	56	41	6			65	15	10	57	6	6
Larceny*	1,246	82	71	7			473	165	140	91	6	6
Motor Vehicle Theft*	233	34	28	3			31	9	2	18	3	2
Arson*	7	1	1				9	7	6	3	3	2
Forgery/Counterfeit	69	8	4	2			60	5	3	12		
Fraud	66	6	6	1			93	9	21	8	2	1
Embezzlement												
Stolen Property												
Vandalism	367	28	31	4			181	40	41	27	4	3
1996 TOTAL	2,784	215	182	23	0	0	912	250	223	216	24	20
1995 TOTAL	2,504	194	202	33	4	3	788	177	171	273	50	33
BEHAVIORAL CRIMES												
Weapon Laws	24	17	14		1		11	5	9	4	2	2
Prostitution												
Drug Laws	125	89	75		1		72	58	55	5	6	3
Gambling												
Crimes Against Family	9	1	1				1				1	
D.U.I.I	272	246	244	2	2	2	37	36	36	23	20	19
Liquor Laws	41	49	33				40	52	35	4	2	2
Disorderly Conduct	16	17	14		1		69	41	45	2	1	2
All Other	378	215	105	12	6	1	143	108	101	68	29	21
Curfew	8	3	8				13	12	13	2	2	2
Runaway Juveniles	130	3	92				31	20	14	6		2
1996 TOTAL	1,003	640	586	14	11	3	417	332	308	114	63	53
1995 TOTAL	951	532	618	17	20	11	416	328	353	128	55	70
GRAND TOTAL	4,360	1,115	1,007	38	12	3	1,455	652	597	394	115	98
* Index Total	2,473	261	216	16	0	0	606	211	168	181	23	21
Traffic Crime	432	329	432	1	1	1	44	27	44	21	10	21
Fish and Game Laws												
Marine Violations												

* No reports July-November 1996

Population 1996	Lane Co. - O.L.C.C.			Lane Co. - O.S.P.			Lane County Totals 305,800		
	Offenses	Arrests	Cleared	Offenses	Arrests	Cleared	Offenses	Arrests	Cleared
CRIME AGAINST PERSON									
Willful Murder*				2	2		11	17	6
Neg. Homicide							0	2	0
Forcible Rape*				13	7	6	125	38	54
Other Sex Crime				75	19	40	497	162	225
Kidnapping				2	5	2	48	10	29
Robbery*				6		1	411	245	171
Aggravated Assault*				34	19	20	734	404	390
Simple Assault				95	84	81	2,850	1,701	1,832
1996 TOTAL	0	0	0	227	136	150	4,676	2,579	2,707
1995 TOTAL	0	0	0	341	199	269	4,855	2,582	2,956
CRIME AGAINST PROPERTY									
Burglary*				46	9	8	3,947	458	370
Larceny*				125	29	27	14,847	3,729	3,146
Motor Vehicle Theft*				28	8	10	1,573	424	308
Arson*				26	28	26	192	69	68
Forgery/Counterfeit				14	7	8	1,698	317	521
Fraud				22	3	4	628	131	190
Embezzlement							9	2	3
Stolen Property				12	7	12	135	105	105
Vandalism				35	14	19	4,351	567	616
1996 TOTAL	0	0	0	308	105	114	27,380	5,802	5,327
1995 TOTAL	0	0	0	582	166	262	28,344	6,252	6,219
BEHAVIORAL CRIMES									
Weapon Laws				23	14	22	317	233	269
Prostitution							171	184	162
Drug Laws				153	169	147	2,490	2,537	2,182
Gambling							48	0	0
Crimes Against Family				30	25	29	413	72	87
D.U.I.				622	608	622	1,716	1,710	1,758
Liquor Laws	82	41	74	77	74	77	1,371	1,972	1,423
Disorderly Conduct	1		1	8	4	8	1,558	558	585
All Other	63	60	62	123	74	107	4,503	4,552	3,210
Curfew				1	1	1	678	442	694
Runaway Juveniles				9		5	563	122	553
1996 TOTAL	146	101	137	1,046	969	1,018	13,828	12,382	10,923
1995 TOTAL	229	197	229	1,520	1,020	1,154	12,333	10,357	9,587
GRAND TOTAL	146	101	137	1,581	1,210	1,282	45,884	20,763	18,957
* Index Total	0	0	0	280	102	98	21,840	5,384	4,513
Traffic Crime				286	200	286	2,017	1,318	2,017
Fish and Game Laws				537	508	537	537	508	537
Marine Violations				20	20	20	20	20	20

	Walport PD			Lincoln Co. - O.L.C.C.			Lincoln Co. - O.S.P.			Lincoln County Totals		
	Offenses	Arrests	Cleared	Offenses	Arrests	Cleared	Offenses	Arrests	Cleared	Offenses	Arrests	Cleared
Population	1,750									42,200		
1996												
CRIME AGAINST PERSON												
Willful Murder*										0	2	0
Neg. Homicide										0	0	0
Forcible Rape*							3	3	1	16	7	5
Other Sex Crime	4	2	4				1	1	2	72	10	18
Kidnapping	1		1							3	2	3
Robbery*										15	7	3
Aggravated Assault*	8	8	9				5	4	5	83	37	48
Simple Assault	26	18	24				5	4	4	407	294	316
1996 TOTAL	39	28	38	0	0	0	14	12	12	596	359	393
1995 TOTAL	26	24	24	0	0	0	29	15	17	722	466	453
CRIME AGAINST PROPERTY												
Burglary*	13						3			436	83	63
Larceny*	43	16	18				21	4	4	1,608	388	433
Motor Vehicle Theft*	4	3	2				2	1	1	110	36	35
Arson*							1	1	1	9	3	4
Forgery/Counterfeit	2		1				2			158	18	54
Fraud	37	1	4				1			138	15	18
Embezzlement	2		1							3	0	1
Stolen Property	1		1							18	10	13
Vandalism	29	1	1				3		1	833	78	126
1996 TOTAL	131	21	28	0	0	0	33	6	7	3,313	631	747
1995 TOTAL	182	35	42	0	0	0	70	6	8	3,770	807	901
BEHAVIORAL CRIMES												
Weapon Laws			2				3	2	2	119	26	33
Prostitution										0	0	0
Drug Laws	14	11	17				35	34	34	262	202	228
Gambling										1	0	1
Crimes Against Family							3	2	3	41	7	13
D.U.I.	34	33	35				126	124	126	679	653	689
Liquor Laws	12	14	12	8	5	8	30	37	30	350	543	323
Disorderly Conduct	15	4	8							335	140	186
All Other	20	15	19				14	11	17	903	725	601
Curfew							3	3	3	78	49	71
Runaway Juveniles	6	2	3				2		1	228	55	152
1996 TOTAL	101	79	96	8	5	8	216	213	216	2,996	2,400	2,297
1995 TOTAL	99	63	67	9	4	9	167	124	155	2,677	1,933	1,929
GRAND TOTAL	271	128	162	8	5	8	263	231	235	6,905	3,390	3,437
* Index Total	68	27	29	0	0	0	35	13	12	2,277	563	591
Traffic Crime	12	8	12				60	42	60	560	379	560
Fish and Game Laws							260	248	260	266	254	266
Marine Violations										15	13	15

Population 1996	Linn Co. - O.L.C.C.			Linn Co. - O.S.P.			Linn County Totals 100,000		
	Offenses	Arrests	Cleared	Offenses	Arrests	Cleared	Offenses	Arrests	Cleared
CRIME AGAINST PERSON									
Willful Murder*					1		2	4	3
Neg. Homicide							1	1	
Forcible Rape*				3	1		29	10	11
Other Sex Crime				27	4	7	286	69	103
Kidnapping							28	9	18
Robbery*							53	25	17
Aggravated Assault*				7	8	4	173	126	106
Simple Assault				11	7	8	1,073	684	830
1996 TOTAL				48	21	19	1,645	928	1,088
1995 TOTAL				64	29	38	1,773	980	1,177
CRIME AGAINST PROPERTY									
Burglary*				2			1,111	239	170
Larceny*				4	2	2	4,386	879	913
Motor Vehicle Theft*				1	1	1	413	145	131
Arson*				2	5	2	35	16	10
Forgery/Counterfeit				7	3	2	157	50	40
Fraud	2		2	2			175	17	61
Embezzlement							3		
Stolen Property							9	4	6
Vandalism				1	7		1,999	269	455
1996 TOTAL	2		2	19	18	7	8,288	1,619	1,786
1995 TOTAL	1		1	39	24	21	9,676	1,608	1,873
BEHAVIORAL CRIMES									
Weapon Laws				12	11	11	222	97	169
Prostitution								6	
Drug Laws				73	81	71	574	445	421
Gambling							1		1
Crimes Against Family				8	6	7	110	30	65
D.U.I.I				210	200	210	749	716	739
Liquor Laws	5		5	18	17	18	440	617	416
Disorderly Conduct				3	2	3	2,276	447	2,014
All Other				12	6	4	2,922	1,152	2,305
Curfew							519	385	519
Runaway Juveniles							865	645	726
1996 TOTAL	5		5	336	323	324	8,678	4,540	7,375
1995 TOTAL	8		8	350	319	343	8,638	4,037	6,289
GRAND TOTAL	7		7	403	362	350	18,611	7,087	10,249
* Index Total				19	18	9	6,202	1,444	1,361
Traffic Crime				128	82	128	1,025	697	1,025
Fish and Game Laws				137	120	137	145	127	145
Marine Violations				6	6	6	12	8	12

Population 1996	Malheur Co. - O.L.C.C.			Malheur Co. - O.S.P.			Malheur County Totals 28,700		
	Offenses	Arrests	Cleared	Offenses	Arrests	Cleared	Offenses	Arrests	Cleared
CRIME AGAINST PERSON									
Willful Murder*									
Neg. Homicide									
Forcible Rape*				3			4		1
Other Sex Crime				36	1	1	105	18	22
Kidnapping					1		1	1	
Robbery*							16	7	6
Aggravated Assault*				7	7	5	65	38	32
Simple Assault				70	16	20	406	211	230
1996 TOTAL				116	25	26	597	275	291
1995 TOTAL				61	22	28	667	332	309
CRIME AGAINST PROPERTY									
Burglary*				5	6	1	231	43	29
Larceny*				21			1,044	303	279
Motor Vehicle Theft*				6	3	2	73	37	34
Arson*							11	1	2
Forgery/Counterfeit				12	4	1	64	14	12
Fraud				8			73	22	29
Embezzlement									
Stolen Property					1		2	2	
Vandalism				5	3	4	615	71	74
1996 TOTAL				57	17	8	2,113	493	459
1995 TOTAL				31	11	10	2,150	489	440
BEHAVIORAL CRIMES									
Weapon Laws				2		1	27	17	20
Prostitution									
Drug Laws				7	8	7	82	69	62
Gambling									
Crimes Against Family				8	8	8	59	21	32
D.U.I.I				23	22	23	238	225	229
Liquor Laws	1	1	1	14	13	13	124	166	115
Disorderly Conduct				5			714	159	361
All Other	1		1	27	8	8	743	269	444
Curfew				1	1	1	69	52	62
Runaway Juveniles							149	84	111
1996 TOTAL	2	1	2	87	60	61	2,205	1,062	1,436
1995 TOTAL	2		1	83	72	73	1,886	1,081	1,012
GRAND TOTAL	2	1	2	260	102	95	4,915	1,830	2,186
* Index Total				42	16	8	1,444	429	383
Traffic Crime				21	20	21	285	214	285
Fish and Game Laws				175	155	175	175	155	175
Marine Violations				5	5	5	5	5	5

Population 1996	Turner PD 1,330			Aumsville PD 2,585			Aurora PD 675			Keizer PD 27,450		
	Offenses	Arrests	Cleared	Offenses	Arrests	Cleared	Offenses	Arrests	Cleared	Offenses	Arrests	Cleared
CRIME AGAINST PERSON												
Willful Murder*												
Neg. Homicide												
Forcible Rape*										4		1
Other Sex Crime	2						1	1		64	7	27
Kidnapping										1	1	1
Robbery*					1					21	7	8
Aggravated Assault*					4		1	1	1	18	5	9
Simple Assault	2	2		11	9		2	3	1	268	125	210
1996 TOTAL	4	2	0	11	14	0	4	5	2	376	145	256
1995 TOTAL	17	4	0	11	17	0	7	1	2	490	172	227
CRIME AGAINST PROPERTY												
Burglary*	5	3	1	16			10			243	31	31
Larceny*	21			53	5		30	1	2	1,154	110	187
Motor Vehicle Theft*	2			1			2	1		94	18	18
Arson*					1					10	9	7
Forgery/Counterfeit	1			4	1		3			77	7	9
Fraud				7	1		13		1	64	7	20
Embezzlement												
Stolen Property				1						2	1	
Vandalism	18			44			11			671	42	121
1996 TOTAL	47	3	1	126	8	0	69	2	3	2,315	225	393
1995 TOTAL	70	11	0	135	21	0	97	1	2	2,666	227	1,125
BEHAVIORAL CRIMES												
Weapon Laws							1	1		17	10	16
Prostitution										2		2
Drug Laws	1	2			3		8	11	1	93	73	71
Gambling												
Crimes Against Family	2	1					1			8	1	3
D.U.I.	8	8	8	9	9	9	33	32	33	135	115	135
Liquor Laws	4	1		1			3	5	3	77	40	79
Disorderly Conduct	14		1	1			6			73	17	69
All Other	18	8	1	102	1		18	4	1	770	217	697
Curfew				3	3	3	2	2	2	64	54	64
Runaway Juveniles	7	1		9	2					186	12	139
1996 TOTAL	54	21	10	125	18	12	72	55	40	1,425	539	1,275
1995 TOTAL	45	14	4	99	91	37	15	5	4	1,520	454	1,281
GRAND TOTAL	105	26	11	262	40	12	145	62	45	4,116	909	1,924
* Index Total	28	3	1	70	11	0	43	3	3	1,544	180	261
Traffic Crime	4	4	4	13	13	13	13	7	13	224	109	224
Fish and Game Laws												
Marine Violations												

Only reported 11 months 1994

Population 1996	Morrow Co. - O.L.C.C.			Morrow Co. - O.S.P.			Morrow County Totals 9,000		
	Offenses	Arrests	Cleared	Offenses	Arrests	Cleared	Offenses	Arrests	Cleared
CRIME AGAINST PERSON									
Willful Murder*							0	0	0
Neg. Homicide							0	0	0
Forcible Rape*				1			3	1	1
Other Sex Crime				3			27	3	4
Kidnapping				1	4	1	2	8	2
Robbery*				1		1	3	0	2
Aggravated Assault*							42	25	5
Simple Assault				3	3	3	84	33	39
1996 TOTAL	0	0	0	9	7	5	161	70	53
1995 TOTAL				7	4	6	135	73	40
CRIME AGAINST PROPERTY									
Burglary*				2			132	8	5
Larceny*				5			249	37	25
Motor Vehicle Theft*				3	1	1	29	10	7
Arson*							3	0	0
Forgery/Counterfeit							29	12	7
Fraud							78	3	6
Embezzlement							3	0	1
Stolen Property							3	5	1
Vandalism				4	5	2	225	23	16
1996 TOTAL	0	0	0	14	6	3	751	98	68
1995 TOTAL	0	0	0	19	5	5	644	101	65
BEHAVIORAL CRIMES									
Weapon Laws							11	5	6
Prostitution							0	0	0
Drug Laws							42	25	12
Gambling							0	0	0
Crimes Against Family				1	1	1	7	2	2
D.U.I.				8	7	8	49	47	48
Liquor Laws							14	14	10
Disorderly Conduct				1	2	1	25	14	14
All Other				3	1	3	153	93	50
Curfew							1	1	29
Runaway Juveniles							19	4	3
1996 TOTAL	0	0	0	13	11	13	321	205	174
1995 TOTAL	3	0	2	60	35	56	320	168	132
GRAND TOTAL	0	0	0	36	24	21	1,233	373	295
* Index Total	0	0	0	12	1	2	461	81	45
Traffic Crime				4	4	4	36	26	36
Fish and Game Laws				38	36	38	38	36	38
Marine Violations							0	0	0

Population 1996	Troutdale PD 12,750			Multnomah Co. - O.L.C.C.			Multnomah Co. - O.S.P.			Multnomah County Totals 636,000		
	Offenses	Arrests	Cleared	Offenses	Arrests	Cleared	Offenses	Arrests	Cleared	Offenses	Arrests	Cleared
CRIME AGAINST PERSON												
Willful Murder*										49	70	30
Neg. Homicide										1	0	1
Forcible Rape*	3		1				1		1	461	97	156
Other Sex Crime	14	3	5				37	9	17	1,339	242	486
Kidnapping	2		2				4			213	10	85
Robbery*	6	4	2				1			2,179	498	502
Aggravated Assault*	25	16	53				4	2	4	5,607	684	2,406
Simple Assault	85	53	82				14	5	8	6,326	4,532	2,915
1996 TOTAL	135	76	145	0	0	0	61	16	30	16,175	6,133	6,581
1995 TOTAL	162	89	142	0	0	0	98	29	51	18,194	6,925	7,320
CRIME AGAINST PROPERTY												
Burglary*	92	16	15				1			8,290	722	680
Larceny*	336	67	75				42	4	3	33,054	6,493	5,296
Motor Vehicle Theft*	39	5	40				6	8	5	7,619	1,051	791
Arson*	3	1	1				5	4	5	578	65	83
Forgery/Counterfeit	6	1	2				30	2		3,053	576	731
Fraud	36	4	5				17	1	1	2,523	206	565
Embezzlement	1		1							356	4	140
Stolen Property		1					1	2	1	160	93	126
Vandalism	190	31	42				4	4	3	9,297	951	1,075
1996 TOTAL	703	126	181	0	0	0	106	25	18	64,930	10,161	9,487
1995 TOTAL	884	143	186	0	0	0	64	25	14	69,473	11,070	10,056
BEHAVIORAL CRIMES												
Weapon Laws	5	7	9				10	8	9	804	671	750
Prostitution							1		1	599	634	575
Drug Laws	29	26	32				50	45	47	5,719	5,677	5,356
Gambling										15	13	11
Crimes Against Family	2						26	26	26	402	77	170
D.U.I.	65	62	71				524	503	524	3,873	3,519	3,838
Liquor Laws	197	200	232	168	84	155	31	36	31	2,184	2,231	2,081
Disorderly Conduct	33	10	11	3		3	4			3,404	384	1,214
All Other	148	85	154	13	5	11	39	15	24	7,505	3,320	4,448
Curfew	62	26	101							1,719	1,232	1,744
Runaway Juveniles	103	4	89				1	1	1	3,765	892	3,537
1996 TOTAL	644	420	699	184	89	169	686	634	663	29,989	18,650	23,724
1995 TOTAL	651	484	539	121	54	121	606	512	556	29,865	18,245	23,416
GRAND TOTAL	1,482	622	1,025	184	89	169	853	675	711	111,094	34,944	39,792
* Index Total	504	109	187	0	0	0	60	18	18	57,837	9,680	9,944
Traffic Crime	105	68	105				438	378	438	6,334	3,241	6,334
Fish and Game Laws							328	299	328	328	299	328
Marine Violations							15	15	15	87	84	87

	Salem PD (Polk County) 14,735			Polk Co. - O.L.C.C.			Polk Co. - O.S.P.			Polk County Totals 56,300		
	Offenses	Arrests	Cleared	Offenses	Arrests	Cleared	Offenses	Arrests	Cleared	Offenses	Arrests	Cleared
Population	1996											
CRIME AGAINST PERSON	1996											
Willful Murder*	1	4						1		2	5	1
Neg. Homicide								2		0	2	0
Forcible Rape*	7									22	2	7
Other Sex Crime	42	12					3			123	37	48
Kidnapping										3	1	1
Robbery*	9	3								18	10	3
Aggravated Assault*	9	5								47	22	28
Simple Assault	111	61					4	3	2	472	268	306
1996 TOTAL	179	85	0	0	0	0	7	6	2	687	347	394
1995 TOTAL	140	99	78	0	0	0	10	4	7	912	542	517
CRIME AGAINST PROPERTY	1996											
Burglary*	151	16								411	63	53
Larceny*	550	101					17	3	2	1,684	297	318
Motor Vehicle Theft*	64	19						1		158	63	40
Arson*	11	4					2	1	2	28	12	8
Forgery/Counterfeit	25	4					1			83	17	16
Fraud	20	2								144	29	51
Embezzlement	4									4	0	0
Stolen Property	3	7								17	24	12
Vandalism	299	12					2			1,263	124	252
1996 TOTAL	1,127	165	0	0	0	0	22	5	4	3,792	629	750
1995 TOTAL	1,301	179	224	0	0	0	10	2	2	3,993	666	933
BEHAVIORAL CRIMES	1996											
Weapon Laws	24	9					2	1	2	65	39	39
Prostitution	1									1	0	0
Drug Laws	28	18					12	14	12	231	182	186
Gambling										0	0	0
Crimes Against Family	7	1					4	2	2	46	21	28
D.U.I.I	27	27					55	55	55	364	339	337
Liquor Laws	45	34		5		5	3	3	3	297	339	244
Disorderly Conduct	44	9								143	74	80
All Other	231	73					5	2	3	2,793	737	1,531
Curfew	10	3								111	86	101
Runaway Juveniles	75	18								414	182	219
1996 TOTAL	492	192	0	5	0	5	81	77	77	4,465	1,999	2,765
1995 TOTAL	495	165	244	6	0	5	65	59	65	4,234	1,689	2,923
GRAND TOTAL	1,798	442	0	5	0	5	110	88	83	8,944	2,975	3,909
* Index Total	802	152	0	0	0	0	23	9	6	2,370	474	458
Traffic Crime							36	29	36	622	389	622
Fish and Game Laws							78	54	78	78	54	78
Marine Violations												

Population 1996	Sherman Co. Sheriff 1,900			Sherman Co. - O.L.C.C.			Sherman Co. - O.S.P.			Sherman County Totals 1,900		
	Offenses	Arrests	Cleared	Offenses	Arrests	Cleared	Offenses	Arrests	Cleared	Offenses	Arrests	Cleared
CRIME AGAINST PERSON												
Willful Murder*										0	0	0
Neg. Homicide										0	0	0
Forcible Rape*										0	0	0
Other Sex Crime	4	4	4				5	1	1	9	5	5
Kidnapping										0	0	0
Robbery*							1			1	0	0
Aggravated Assault*	1									1	0	0
Simple Assault	10	8	8				2	2	2	12	10	10
1996 TOTAL	15	12	12	0	0	0	8	3	3	23	15	15
1995 TOTAL	17	14	12	0	0	0	14	6	11	31	20	23
CRIME AGAINST PROPERTY												
Burglary*	14	3	2				1			15	3	2
Larceny*	41	6	4				4	2	1	45	8	5
Motor Vehicle Theft*	4									4	0	0
Arson*										0	0	0
Forgery/Counterfeit	1									1	0	0
Fraud	5	5	3							5	5	3
Embezzlement										0	0	0
Stolen Property										0	0	0
Vandalism	19	1	1				2			21	1	1
1996 TOTAL	84	15	10	0	0	0	7	2	1	91	17	11
1995 TOTAL	108	16	12	0	0	0	5	1	1	113	17	13
BEHAVIORAL CRIMES												
Weapon Laws	1	1	1				3	5	3	4	6	4
Prostitution										0	0	0
Drug Laws	6	11	6				12	12	12	18	23	18
Gambling										0	0	0
Crimes Against Family										0	0	0
D.U.I.I	3	3	3				13	12	13	16	15	16
Liquor Laws	2	2	1				2	3	2	4	5	3
Disorderly Conduct	2	3	2							2	3	2
All Other	26	18	19				4	2	3	30	20	22
Curfew										0	0	0
Runaway Juveniles										0	0	0
1996 TOTAL	40	38	32	0	0	0	34	34	33	74	72	65
1995 TOTAL	27	31	26	1	0	0	21	24	21	49	55	47
GRAND TOTAL	139	65	54	0	0	0	49	39	37	188	104	91
* Index Total	60	9	6	0	0	0	6	2	1	66	11	7
Traffic Crime	19	17	19				3	2	3	22	19	22
Fish and Game Laws							20	20	20	20	20	20
Marine Violations							5	5	5	5	5	5

Population 1996	Tillamook Co. Sheriff 16,380			Garibaldi PD 960			Rockaway Beach PD 1,195			Tillamook PD 4,275		
	Offenses	Arrests	Cleared	Offenses	Arrests	Cleared	Offenses	Arrests	Cleared	Offenses	Arrests	Cleared
CRIME AGAINST PERSON												
Willful Murder*												
Neg. Homicide												
Forcible Rape*	4	2	3									
Other Sex Crime	15	4	9	1	1	2	2	2	2	12	9	5
Kidnapping	2	2	3									
Robbery*	2	2	1	1			1	1	1			
Aggravated Assault*	23	14	17	2	2	2	2	3	2		1	
Simple Assault	104	56	64	7	7	7	15	12	13	55	53	49
1996 TOTAL	150	80	97	11	10	11	20	18	18	67	63	54
1995 TOTAL	140	81	79	16	15	11	31	34	25	85	71	70
CRIME AGAINST PROPERTY												
Burglary*	133	25	32	8		1	23	9	5	43	15	10
Larceny*	192	38	20	18	3	5	35	12	9	117	68	43
Motor Vehicle Theft*	27	12	6	2	1	3	2	2	2	2	5	2
Arson*	2	8					3			2		2
Forgery/Counterfeit	17	1	1	2		1	3	1	2	17	8	8
Fraud	14	14	3	2			2		1	19	6	6
Embezzlement												
Stolen Property	2	1	2								3	
Vandalism	127	18	19	14	5	5	63	15	36	64	26	18
1996 TOTAL	514	117	83	46	9	15	131	39	55	264	131	89
1995 TOTAL	580	101	70	61	8	14	126	53	48	320	148	88
BEHAVIORAL CRIMES												
Weapon Laws	17	7	13	2	1	1	5	4	5	3	3	2
Prostitution												
Drug Laws	43	45	42	5	4	5	14	30	14	12	25	12
Gambling												
Crimes Against Family	8	3	4	5	5	5	1			2	3	2
D.U.I.I	86	81	85	3	3	4	6	6	6	42	40	42
Liquor Laws	58	76	60	2	3	2	12	41	12	23	43	23
Disorderly Conduct	50	5	16	3	3	3	13	14	12	30	29	25
All Other	276	163	144	8	6	8	23	23	17	78	151	67
Curfew	3		3				7	5	7	26	22	26
Runaway Juveniles	52	12	36	2	4	2	3	3	2	25	39	23
1996 TOTAL	593	392	403	30	29	30	84	126	75	241	355	222
1995 TOTAL	537	327	323	28	31	27	93	111	87	285	346	253
GRAND TOTAL	1,257	589	583	87	48	56	235	183	148	572	549	365
* Index Total	383	101	79	31	6	11	66	27	19	164	89	57
Traffic Crime	59	25	59	2	2	2	6	6	6	22	11	22
Fish and Game Laws												
Marine Violations												

Missing November-December 1996

Population 1996	Nehalem PD 990			Tillamook Co. - O.L.C.C.			Tillamook Co. - O.S.P.			Tillamook County Totals 23,800		
	Offenses	Arrests	Cleared	Offenses	Arrests	Cleared	Offenses	Arrests	Cleared	Offenses	Arrests	Cleared
CRIME AGAINST PERSON												
Willful Murder*										0	0	0
Neg. Homicide										0	0	0
Forcible Rape*										4	2	3
Other Sex Crime							24	6	11	54	22	29
Kidnapping							2	2	1	4	4	4
Robbery*	1									5	3	2
Aggravated Assault*							1			28	20	21
Simple Assault	3	3	3				11	9	9	195	140	145
1996 TOTAL	4	3	3	0	0	0	38	17	21	290	191	204
1995 TOTAL	6	6	5	0	0	0	37	20	28	315	227	218
CRIME AGAINST PROPERTY												
Burglary*	8	1	1				13	4	2	228	54	51
Larceny*	7	1	1				10			379	122	78
Motor Vehicle Theft*	2						5	1	1	40	21	14
Arson*							1	1	1	8	9	3
Forgery/Counterfeit	1						4	1		44	11	12
Fraud	1		1							38	20	11
Embezzlement										0	0	0
Stolen Property							1			3	4	2
Vandalism	3	1	1				4	4	2	275	69	81
1996 TOTAL	22	3	4	0	0	0	38	11	6	1,015	310	252
1995 TOTAL	36	8	13	0	0	0	43	18	15	1,166	336	248
BEHAVIORAL CRIMES												
Weapon Laws	1	1	1				12	11	11	40	27	33
Prostitution										0	0	0
Drug Laws	1		1				43	48	43	118	152	117
Gambling										0	0	0
Crimes Against Family							5	5	5	21	16	16
D.U.I.I	14	14	14				66	66	66	217	210	217
Liquor Laws		10		1		1	81	94	80	177	267	178
Disorderly Conduct							2	1	2	98	52	58
All Other	1		1				20	16	18	406	359	255
Curfew										36	27	36
Runaway Juveniles							3	2	3	85	60	66
1996 TOTAL	17	25	17	1	0	1	232	243	228	1,198	1,170	976
1995 TOTAL	19	16	17	2	0	1	184	168	168	1,148	999	876
GRAND TOTAL	43	31	24	1	0	1	308	271	255	2,503	1,671	1,432
* Index Total	18	2	2	0	0	0	30	6	4	692	231	172
Traffic Crime							26	21	26	115	65	115
Fish and Game Laws							352	322	352	352	322	352
Marine Violations							3	3	3	3	3	3

Population 1996	Umatilla Co. Sheriff 24,755			Hermiston PD 11,050			Milton-Freewater PD 6,055		
	Offenses	Arrests	Cleared	Offenses	Arrests	Cleared	Offenses	Arrests	Cleared
CRIME AGAINST PERSON									
Willful Murder*	1	1	1						
Neg. Homicide									
Forcible Rape*	3			4	2	1			
Other Sex Crime	16	3	3	23	3	2	18	3	4
Kidnapping				1	1	1	1		1
Robbery*	2	1		3	4	2	2	3	2
Aggravated Assault*	8	4	4	9	7	9	3	1	2
Simple Assault	90	60	65	157	108	115	100	66	67
1996 TOTAL	120	69	73	197	125	130	124	73	76
1995 TOTAL	146	86	91	173	86	106	149	80	74
CRIME AGAINST PROPERTY									
Burglary*	176	4	9	134	17	20	90	5	10
Larceny*	165	20	33	487	197	146	313	49	43
Motor Vehicle Theft*	48	9	19	53	11	3	21	17	10
Arson*	8			3	2	1	2		1
Forgery/Counterfeit	13	3	7	22	6	6	20	3	4
Fraud	15	1	2	41	6	8	17	1	3
Embezzlement				2					
Stolen Property		1		2		1			
Vandalism	107	11	14	257	29	19	443	31	24
1996 TOTAL	532	49	84	1,001	268	204	906	106	95
1995 TOTAL	647	86	91	1,133	247	212	822	105	109
BEHAVIORAL CRIMES									
Weapon Laws	2		1	29	15	24	18	9	11
Prostitution				79					
Drug Laws	17	12	9		46	66	36	29	14
Gambling									
Crimes Against Family	7	3	2	15	4	9	14	4	2
D.U.I.I	36	34	36	82	79	82	62	61	69
Liquor Laws	34	26	33	66	75	66	75	55	53
Disorderly Conduct	13	7	5	47	50	44	423	52	91
All Other	123	59	58	198	139	150	859	134	173
Curfew				66	62	66	70	40	77
Runaway Juveniles	40	12	24	36	18	5	64	39	52
1996 TOTAL	272	153	168	618	488	512	1,621	423	542
1995 TOTAL	316	163	222	592	453	518	1,715	389	720
GRAND TOTAL	924	271	325	1,816	881	846	2,651	602	713
* Index Total	411	39	66	693	240	182	431	75	68
Traffic Crime	42	30	42	56	33	56	46	33	46
Fish and Game Laws	2	1	2						
Marine Violations	6	5	6						

Population 1996	Pendleton PD *			Umatilla PD			Athena PD		
	15,900			3,310			1,105		
	Offenses	Arrests	Cleared	Offenses	Arrests	Cleared	Offenses	Arrests	Cleared
CRIME AGAINST PERSON									
Willful Murder*	1	1							
Neg. Homicide									
Forcible Rape*	5	1						1	
Other Sex Crime	41	5	4	4	2	3			
Kidnapping	1								
Robbery*	9	3	3	2	2	1			
Aggravated Assault*	13	11	7	1	1	1			
Simple Assault	216	102	101	57	50	48			8
1996 TOTAL	286	123	115	64	55	53	0	9	0
1995 TOTAL	333	135	170	87	60	60	2	14	2
CRIME AGAINST PROPERTY									
Burglary*	163	30	22	38	18	4	5	2	
Larceny*	617	182	152	116	17	13	28	10	6
Motor Vehicle Theft*	56	26	17	17	3	2	1	1	
Arson*	6	4	3						
Forgery/Counterfeit	48	5	7	2			1	3	
Fraud	63	5	6	6		1	5	3	
Embezzlement	2		1	1					
Stolen Property	8								
Vandalism	244	47	31	79	7	6	5		
1996 TOTAL	1,207	299	239	259	45	26	45	19	6
1995 TOTAL	1,267	306	288	301	30	17	58	23	12
BEHAVIORAL CRIMES									
Weapon Laws	14	2	3	6	6	6			
Prostitution									
Drug Laws	61	46	46	22	16	15			
Gambling									
Crimes Against Family	11		3	1	1	1			
D.U.I.I	188	181	180	103	103	103	3	3	3
Liquor Laws	112	145	79	1	4	1		2	
Disorderly Conduct	59	40	41	19	22	18		1	
All Other	284	248	152	37	31	24		6	
Curfew	112	87	100	6	6	6			
Runaway Juveniles	143	86	91	19	1				
1996 TOTAL	984	835	695	214	190	174	3	12	3
1995 TOTAL	1,109	887	933	187	156	154	4	31	4
GRAND TOTAL	2,477	1,257	1,049	537	290	253	48	40	9
* Index Total	870	258	204	174	41	21	34	14	6
Traffic Crime	81	52	81	47	30	47	2	2	2
Fish and Game Laws									
Marine Violations									

* No reports received 1995

Population	Pilot Rock PD			Stanfield PD			Weston PD **		
	1,570			1,755			0		
1996	Offenses	Arrests	Cleared	Offenses	Arrests	Cleared	Offenses	Arrests	Cleared
CRIME AGAINST PERSON									
Willful Murder*									
Neg. Homicide									
Forcible Rape*									
Other Sex Crime	1	1	1	2					
Kidnapping									
Robbery*									
Aggravated Assault*				1	2				
Simple Assault	13	9	8	11	17	7			
1996 TOTAL	14	10	9	14	19	7	0	0	0
1995 TOTAL	22	18	16	40	31	32	0	0	0
CRIME AGAINST PROPERTY									
Burglary*	7	4	3	18	1				
Larceny*	19	13	9	53	5	2			
Motor Vehicle Theft*	1	1	1	4	3				
Arson*				2					
Forgery/Counterfeit				2					
Fraud	1			5					
Embezzlement									
Stolen Property		3							
Vandalism	2	3	1	39	6	2			
1996 TOTAL	30	24	14	123	15	4	0	0	0
1995 TOTAL	45	20	14	136	16	36	0	0	0
BEHAVIORAL CRIMES									
Weapon Laws									
Prostitution									
Drug Laws	4	3	3		2				
Gambling									
Crimes Against Family									
D.U.I.I	18	18	18	10	10	10			
Liquor Laws	7	15	5		13				
Disorderly Conduct	4	2	2	2	4				
All Other	20	17	12	4	18	1			
Curfew	8	8	10	3	1	3			
Runaway Juveniles	5	2	4	1	3	1			
1996 TOTAL	66	65	54	20	51	15	0	0	0
1995 TOTAL	47	48	40	58	46	48	0	0	0
GRAND TOTAL	110	99	77	157	85	26	0	0	0
* Index Total	27	18	13	78	11	2	0	0	0
Traffic Crime	6	4	6	16	11	16			
Fish and Game Laws									
Marine Violations									

Only reported 7 months 1995
No reports received 1996

Population 1996	Umatilla Tribal PD **			Umatilla Co. - O.L.C.C.			Umatilla Co. - O.S.P.			Umatilla County Totals 65,500		
	Offenses	Arrests	Cleared	Offenses	Arrests	Cleared	Offenses	Arrests	Cleared	Offenses	Arrests	Cleared
CRIME AGAINST PERSON												
Willful Murder*										2	2	1
Neg. Homicide										0	0	0
Forcible Rape*							7			19	4	1
Other Sex Crime	6		2				23	3	19	134	20	38
Kidnapping								1		3	2	2
Robbery*							3	5	2	21	18	10
Aggravated Assault*	2	2	1				18	11	15	55	39	39
Simple Assault	47	18	19				45	32	37	736	470	467
1996 TOTAL	55	20	22	0	0	0	96	52	73	970	555	558
1995 TOTAL	56	9	8	0	0	0	128	72	83	1,136	591	642
CRIME AGAINST PROPERTY												
Burglary*	9						25	4	5	665	85	73
Larceny*	41	2	4				38	18	18	1,877	513	426
Motor Vehicle Theft*	4	2	2				25	5	6	230	78	60
Arson*	2						3	1	1	26	7	6
Forgery/Counterfeit	3		1				6	2	3	117	22	28
Fraud							7	1	6	160	17	26
Embezzlement	1									6	0	1
Stolen Property								1		10	5	1
Vandalism	30	5	4				24	7	12	1,230	146	113
1996 TOTAL	90	9	11	0	0	0	128	39	51	4,321	873	734
1995 TOTAL	179	27	39	0	0	0	191	47	71	4,779	907	889
BEHAVIORAL CRIMES												
Weapon Laws							15	6	13	84	38	58
Prostitution										79	0	0
Drug Laws	5	2	1				20	18	19	165	174	173
Gambling										0	0	0
Crimes Against Family	7						15	16	15	70	28	32
D.U.I.I	24	20	24				184	177	184	710	686	709
Liquor Laws	19	15	13	5	4	1	16	17	16	335	371	267
Disorderly Conduct	11	4	4				4	2	4	582	184	209
All Other	47	18	15				33	25	28	1,605	695	613
Curfew										265	204	262
Runaway Juveniles	10		6				1			319	161	183
1996 TOTAL	123	59	63	5	4	1	288	261	279	4,214	2,541	2,506
1995 TOTAL	121	63	40	6	0	5	327	274	304	4,482	2,510	2,988
GRAND TOTAL	268	88	96	5	4	1	512	352	403	9,505	3,969	3,798
* Index Total	58	6	7	0	0	0	119	44	47	2,895	746	616
Traffic Crime	13	9	13				75	59	75	384	263	384
Fish and Game Laws							213	200	213	215	201	215
Marine Violations							4	4	4	10	9	10

** Reported seven months in 1996

Population 1996	Union Co. Sheriff 10,370			La Grande PD 12,415			Elgin PD 1,715			Union PD **		
	Offenses	Arrests	Cleared	Offenses	Arrests	Cleared	Offenses	Arrests	Cleared	Offenses	Arrests	Cleared
CRIME AGAINST PERSON												
Willful Murder*												
Neg. Homicide												
Forcible Rape*	1			2	1	1						
Other Sex Crime	11	6	7	9	4	2	7		2			
Kidnapping												
Robbery*	1			4	1	2						
Aggravated Assault*	9	14	6	13	17	8	3	1	1			
Simple Assault	28	28	25	86	92	69	26	20	23			
1996 TOTAL	50	48	38	114	115	82	36	21	26	0	0	0
1995 TOTAL	46	40	36	166	146	126	28	16	25	0	0	0
CRIME AGAINST PROPERTY												
Burglary*	36	14	6	77	30	19	12	1	3			
Larceny*	141	57	49	441	115	118	27	2	6			
Motor Vehicle Theft*	5	1	1	19	13	9	2	1	1			
Arson*				2	2	1	2	3	2			
Forgery/Counterfeit	4	4	6	21	12	10	2					
Fraud	35	4	8	45	25	18	6	1	3			
Embezzlement												
Stolen Property				8	4	5						
Vandalism	49	7	6	170	19	36	51	3	13			
1996 TOTAL	270	87	76	783	220	216	102	11	28	0	0	0
1995 TOTAL	219	66	57	769	242	238	74	19	27	0	0	0
BEHAVIORAL CRIMES												
Weapon Laws	1	1	1	8	11	6	2	1	2			
Prostitution												
Drug Laws	17	20	16	29	37	29	4	4	4			
Gambling												
Crimes Against Family	3	1	1	12	9	7	1		1			
D.U.I.	13	10	13	46	38	41	12	12	12			
Liquor Laws	7	10	7	80	140	74	10	11	10			
Disorderly Conduct	1	1	1	33	48	25	19	13	18			
All Other	59	57	48	157	186	118	44	8	21			
Curfew				8	7	7	7	7	7			
Runaway Juveniles	20	6	15	49	20	41	2	2	2			
1996 TOTAL	121	106	102	422	496	348	101	58	77	0	0	0
1995 TOTAL	130	128	107	447	543	418	84	38	59	0	0	0
GRAND TOTAL	441	241	216	1,319	831	646	239	90	131	0	0	0
* Index Total	193	86	62	558	179	158	46	8	13	0	0	0
Traffic Crime	14	10	14	50	31	50	6	4	6			
Fish and Game Laws												
Marine Violations												

** No police department as of 1/1/94

Population 1996	Wallowa Co. - O.S.P.			Wallowa County Totals 7,250		
	Offenses	Arrests	Cleared	Offenses	Arrests	Cleared
CRIME AGAINST PERSON						
Willful Murder*				0	0	0
Neg. Homicide				0	0	0
Forcible Rape*				0	0	0
Other Sex Crime	2	1	2	3	2	3
Kidnapping				0	0	0
Robbery*				2	2	2
Aggravated Assault*	2	1	2	5	4	5
Simple Assault	3	2	3	39	27	31
1996 TOTAL	7	4	7	49	35	41
1995 TOTAL	13	8	9	47	39	35
CRIME AGAINST PROPERTY						
Burglary*	1			47	17	11
Larceny*	2	1		90	26	17
Motor Vehicle Theft*				12	8	9
Arson*				2	1	1
Forgery/Counterfeit				1	1	1
Fraud				39	6	10
Embezzlement				0	0	0
Stolen Property				0	1	0
Vandalism	2	1		72	16	26
1996 TOTAL	5	2	0	263	76	75
1995 TOTAL	16	1	1	247	105	101
BEHAVIORAL CRIMES						
Weapon Laws				1	0	0
Prostitution				0	0	0
Drug Laws	1	1	1	7	7	7
Gambling				0	0	0
Crimes Against Family	4	3	3	6	3	3
D.U.I.I	7	7	7	22	20	22
Liquor Laws	10	11	10	54	43	54
Disorderly Conduct				27	22	19
All Other	2	3	1	74	56	52
Curfew				0	0	0
Runaway Juveniles				4	0	1
1996 TOTAL	24	25	22	195	151	158
1995 TOTAL	53	50	46	220	209	196
GRAND TOTAL	36	31	29	507	262	274
* Index Total	5	2	2	158	58	45
Traffic Crime	3	3	3	14	14	14
Fish and Game Laws	92	83	92	92	83	92
Marine Violations	2	2	2	2	2	2

Population 1996	Wasco Co. - O.S.P.			Wasco County Totals 22,500		
	Offenses	Arrests	Cleared	Offenses	Arrests	Cleared
CRIME AGAINST PERSON						
Willful Murder*				1	1	1
Neg. Homicide				1	1	1
Forcible Rape*				5	3	5
Other Sex Crime	5	1	3	40	15	32
Kidnapping	5	1	5	9	2	11
Robbery*	1		1	15	13	12
Aggravated Assault*	4	2	3	21	18	24
Simple Assault	2	6	2	217	140	231
1996 TOTAL	17	10	14	309	193	317
1995 TOTAL	10	6	8	304	201	246
CRIME AGAINST PROPERTY						
Burglary*	2		1	224	34	64
Larceny*	5			796	195	336
Motor Vehicle Theft*	5	4	3	62	27	49
Arson*	3	4	2	8	9	6
Forgery/Counterfeit				36	10	42
Fraud				75	22	48
Embezzlement				0	0	0
Stolen Property				0	0	1
Vandalism	4		1	381	57	104
1996 TOTAL	19	8	7	1,582	354	650
1995 TOTAL	50	15	15	2,215	480	529
BEHAVIORAL CRIMES						
Weapon Laws	10	7	7	33	27	36
Prostitution				0	0	0
Drug Laws	28	35	28	139	141	161
Gambling				0	0	0
Crimes Against Family	3	2	3	20	8	13
D.U.I.	84	82	84	266	257	308
Liquor Laws	16	20	16	138	207	157
Disorderly Conduct	2	3	3	119	93	132
All Other	8	10	8	303	169	336
Curfew				154	132	236
Runaway Juveniles	1	1	1	172	47	211
1996 TOTAL	152	160	150	1,344	1,081	1,590
1995 TOTAL	106	99	98	1,322	936	1,214
GRAND TOTAL	188	178	171	3,235	1,628	2,557
* Index Total	20	10	10	1,132	300	497
Traffic Crime	52	48	52	272	196	272
Fish and Game Laws	95	92	95	95	92	95
Marine Violations	29	29	29	29	29	29

Population 1996	Tigard PD 35,925			Gaston PD ** 620			Sherwood PD 6,600			Cornelius PD 7,475		
	Offenses	Arrests	Cleared	Offenses	Arrests	Cleared	Offenses	Arrests	Cleared	Offenses	Arrests	Cleared
CRIME AGAINST PERSON												
Willful Murder*	1	1	1							1		1
Neg. Homicide												
Forcible Rape*	6	1								3		
Other Sex Crime	70	6	9				8			22	7	11
Kidnapping	6	1	1							1		
Robbery*	55	12	17				2	1	1	4	3	1
Aggravated Assault*	35	18	20							31	22	18
Simple Assault	178	175	142	4	2	4	27	24	18	69	56	47
1996 TOTAL	351	214	190	4	2	4	37	25	19	131	88	78
1995 TOTAL	388	180	189	11	5	8	44	17	4	146	80	90
CRIME AGAINST PROPERTY												
Burglary*	376	29	32	8		2	48	13	5	49	19	12
Larceny*	2,409	1,125	915	15	2	1	162	18	15	315	155	141
Motor Vehicle Theft*	193	10	40	4			14	5	8	24	10	8
Arson*	16	4	7				1			1		
Forgery/Counterfeit	254	58	89				2	1	1	27	5	7
Fraud	184	61	94				12	2	1	16	1	4
Embezzlement	31		22							5	5	5
Stolen Property	17	11	14								1	
Vandalism	552	44	73	9	1	1	112	9	8	153	15	14
1996 TOTAL	4,032	1,342	1,286	36	3	4	351	48	38	590	211	191
1995 TOTAL	3,561	1,297	940	51	7	16	304	19	22	722	201	234
BEHAVIORAL CRIMES												
Weapon Laws	43	16	36				2	1	1	8	8	5
Prostitution	2	1	1									
Drug Laws	90	59	85	1		1	8	13	7	60	70	52
Gambling												
Crimes Against Family	18	8	7							2	1	
D.U.I.	86	76	86	7	7	7	46	45	46	62	54	60
Liquor Laws	39	42	37				10	49	10	37	46	33
Disorderly Conduct	173	12	91	1		1	3	4	3	27	27	22
All Other	255	59	135	4		2	81	33	16	88	52	49
Curfew	38	28	41				26	14	26	4	4	4
Runaway Juveniles	221	79	140				29	5	20	73	29	67
1996 TOTAL	965	380	659	13	7	11	205	164	129	361	291	292
1995 TOTAL	820	476	514	18	7	13	133	120	77	432	259	307
GRAND TOTAL	5,348	1,936	2,135	53	12	19	593	237	186	1,082	590	561
* Index Total	3,091	1,200	1,032	27	2	3	227	37	29	428	209	181
Traffic Crime	139	101	139	2	1	2	31	19	31	101	67	101
Fish and Game Laws												
Marine Violations												

** Missing December 1996

Population	North Plains PD **			King City PD			Tualatin PD		
	1,470			2,155			20,040		
1996	Offenses	Arrests	Cleared	Offenses	Arrests	Cleared	Offenses	Arrests	Cleared
CRIME AGAINST PERSON									
Willful Murder*							2	1	2
Neg. Homicide									
Forcible Rape*							8	1	1
Other Sex Crime	4	1	1				36	5	5
Kidnapping							2		
Robbery*				1			29	11	7
Aggravated Assault*	1				3	1	20	9	8
Simple Assault	6	2	2	3	2		112	83	76
1996 TOTAL	11	3	3	4	5	1	209	110	99
1995 TOTAL	12	11	10	1	1	0	183	110	111
CRIME AGAINST PROPERTY									
Burglary*	10	2	2	15			219	8	14
Larceny*	26	1	5	14	9		972	159	145
Motor Vehicle Theft*	4	4	2	1		1	105	18	14
Arson*							4	2	1
Forgery/Counterfeit	1			2			91	10	11
Fraud				4			10	3	1
Embezzlement									
Stolen Property							1	1	1
Vandalism	10			7			433	31	26
1996 TOTAL	51	7	9	43	9	1	1,835	232	213
1995 TOTAL	35	6	7	35	5	0	1,788	222	234
BEHAVIORAL CRIMES									
Weapon Laws	1		1		1		12	10	9
Prostitution									
Drug Laws	4	4	4		1		27	30	21
Gambling									
Crimes Against Family	1	1	1				4		
D.U.I.	25	25	25	9	9	9	65	63	65
Liquor Laws		2				1	69	119	69
Disorderly Conduct	6	3	5						
All Other	2		2	3	1		155	68	53
Curfew	3	3	3				33	25	33
Runaway Juveniles	3	2	1				105	22	89
1996 TOTAL	45	40	42	12	12	11	470	337	339
1995 TOTAL	58	46	49	7	4	5	592	426	442
GRAND TOTAL	107	50	54	59	26	13	2,514	679	651
* Index Total	41	7	9	31	12	2	1,359	209	192
Traffic Crime	21	14	21	9	9	9	48	33	48
Fish and Game Laws									
Marine Violations									

** Missing December 1996

Population 1996	Washington Co. - O.L.C.C.			Washington Co. - O.S.P.			Washington County Totals 376,500		
	Offenses	Arrests	Cleared	Offenses	Arrests	Cleared	Offenses	Arrests	Cleared *
CRIME AGAINST PERSON									
Willful Murder*							7	7	7
Neg. Homicide							0	0	0
Forcible Rape*							97	16	25
Other Sex Crime				4	1	1	508	95	149
Kidnapping							62	12	11
Robbery*							286	106	82
Aggravated Assault*				7	4	6	398	170	196
Simple Assault				4	4	3	1,798	1,204	1,087
1996 TOTAL	0	0	0	15	9	10	3,156	1,610	1,557
1995 TOTAL	0	0	0	27	15	21	3,410	1,974	1,740
CRIME AGAINST PROPERTY									
Burglary*				1			2,526	260	258
Larceny*				14	5	6	12,223	2,820	2,484
Motor Vehicle Theft*				3		1	1,339	180	231
Arson*				6	3	3	100	34	30
Forgery/Counterfeit				1			841	179	235
Fraud				3			620	125	215
Embezzlement							104	8	55
Stolen Property				1	1	1	45	31	21
Vandalism				7	4	4	5,087	421	553
1996 TOTAL	0	0	0	36	13	15	22,885	4,058	4,082
1995 TOTAL	0	0	0	53	15	17	22,622	4,839	3,893
BEHAVIORAL CRIMES									
Weapon Laws				4	1	1	279	150	178
Prostitution							9	8	4
Drug Laws				13	11	12	1,105	729	743
Gambling					13		2	13	1
Crimes Against Family				14	66	14	178	128	104
D.U.I.I				69	6	69	1,921	1,284	1,407
Liquor Laws	51	6	49	8	2	7	678	804	647
Disorderly Conduct	2		2	4	2	4	1,394	427	787
All Other	14	1	13	9		9	2,010	965	1,080
Curfew							1,121	670	820
Runaway Juveniles							1,506	288	1,319
1996 TOTAL	67	7	64	121	101	116	10,203	5,466	7,090
1995 TOTAL	12	1	12	226	193	204	11,080	6,395	6,551
GRAND TOTAL	67	7	64	172	123	141	36,244	11,134	12,729
* Index Total	0	0	0	31	12	16	16,976	3,593	3,313
Traffic Crime				189	170	189	2,141	1,434	2,141
Fish and Game Laws				55	51	55	55	51	55
Marine Violations				1	1	1	4	2	4

* Clearances for 1996 do not include data from Hillsboro Police Department

Population 1996	Wheeler Co. Sheriff 1,600			Wheeler Co. O.L.C.C.			Wheeler Co. O.S.P.			Wheeler County Totals 1,600		
	Offenses	Arrests	Cleared	Offenses	Arrests	Cleared	Offenses	Arrests	Cleared	Offenses	Arrests	Cleared
CRIME AGAINST PERSON												
Willful Murder*										0	0	0
Neg. Homicide										0	0	0
Forcible Rape*										0	0	0
Other Sex Crime	5						3	1	1	8	1	1
Kidnapping										0	0	0
Robbery*										0	0	0
Aggravated Assault*										0	0	0
Simple Assault	7	1								7	1	0
1996 TOTAL	12	1	0	0	0	0	3	1	1	15	2	1
1995 TOTAL	9	0	4	0	0	0	3	3	2	12	3	6
CRIME AGAINST PROPERTY												
Burglary*	27	1	1							27	1	1
Larceny*	18									18	0	0
Motor Vehicle Theft*										0	0	0
Arson*	1									1	0	0
Forgery/Counterfeit	1									1	0	0
Fraud	3									3	0	0
Embezzlement	1									1	0	0
Stolen Property										0	0	0
Vandalism	6		1							6	0	1
1996 TOTAL	57	1	2	0	0	0	0	0	0	57	1	2
1995 TOTAL	62	3	10	0	0	0	2	0	0	64	3	10
BEHAVIORAL CRIMES												
Weapon Laws										0	0	0
Prostitution										0	0	0
Drug Laws	2									2	0	0
Gambling										0	0	0
Crimes Against Family	1	1					1	1	1	2	2	1
D.U.I.I	2	2	2				4	4	4	6	6	6
Liquor Laws	5	1	1				4	4	4	9	5	5
Disorderly Conduct	2									2	0	0
All Other	46	2					5	3	2	51	5	2
Curfew										0	0	0
Runaway Juvenilles	4									4	0	0
1996 TOTAL	62	6	3	0	0	0	14	12	11	76	18	14
1995 TOTAL	38	16	19	9	0	9	5	2	3	52	18	31
GRAND TOTAL	131	8	5	0	0	0	17	13	12	148	21	17
* Index Total	46	1	1	0	0	0	0	0	0	46	1	1
Traffic Crime	2	2	2				2	2	2	4	4	4
Fish and Game Laws							23	21	23	23	21	23
Marine Violations										0	0	0

Population 1996	Yamhill Co. Sheriff 32,335			Amity PD ** 1,195			Carlton PD 1,470			Dundee PD 2,500		
	Offenses	Arrests	Cleared	Offenses	Arrests	Cleared	Offenses	Arrests	Cleared	Offenses	Arrests	Cleared
CRIME AGAINST PERSON												
Willful Murder*	1											
Neg. Homicide												
Forcible Rape*	11	1	7									
Other Sex Crime	62	23	26									
Kidnapping	4	2	2									
Robbery*	6	9	3					1				
Aggravated Assault*	147	10	113		5							
Simple Assault	89	125	62	8	21	3	8	5	5		4	
1996 TOTAL	320	170	213	8	26	3	9	5	5	0	4	0
1995 TOTAL	567	303	303	11	22	3	13	8	5	0	2	0
CRIME AGAINST PROPERTY												
Burglary*	250	50	45	8	6		5		1	5	2	
Larceny*	597	84	109	18	4		9	3	3	24		
Motor Vehicle Theft*	93	30	27	2		1	2	2	2	1		
Arson*	11	5	5									
Forgery/Counterfeit	40	12	19	1	1					1		
Fraud	43	8	21	3	2	1						
Embezzlement												
Stolen Property	3	7	1		1							
Vandalism	427	63	82	32	5	1	8	3	5	1		
1996 TOTAL	1,464	259	309	64	19	3	24	8	11	32	2	0
1995 TOTAL	1,659	299	446	48	14	1	8	2	1	23	4	0
BEHAVIORAL CRIMES												
Weapon Laws	25	10	21	1		1	3	4	1			
Prostitution	1											
Drug Laws	77	66	71		4		8	7	8		2	
Gambling		0			0			0			0	
Crimes Against Family	22	6	10				1					
D.U.I.	233	219	233	16	15	16	4	4	4	37	37	37
Liquor Laws	84	172	80	1	3	1	2	1	1		2	
Disorderly Conduct	48	30	26	5	4	1	1					
All Other	536	278	210	8	7		3	2	2			
Curfew	116	90	116	2	2	2						
Runaway Juveniles	140	8	42	4	3			1				
1996 TOTAL	1,282	879	809	37	38	21	22	19	16	37	41	37
1995 TOTAL	1,720	852	1,102	47	44	34	13	13	9	71	76	71
GRAND TOTAL	3,066	1,308	1,331	109	83	27	55	32	32	69	47	37
* Index Total	1,116	189	309	28	15	1	17	5	6	30	2	0
Traffic Crime	157	82	157	9	5	9	6	3	6	24	20	24
Fish and Game Laws												
Marine Violations	2	2	2									

** Missing December 1996

Population 1996	McMinnville PD 22,880			Newberg PD ** 16,160			Yamhill PD 960			Yamhill Co. - O.L.C.C.		
	Offenses	Arrests	Cleared	Offenses	Arrests	Cleared	Offenses	Arrests	Cleared	Offenses	Arrests	Cleared
CRIME AGAINST PERSON												
Willful Murder*	1	1	1									
Neg. Homicide												
Forcible Rape*	13	1	7	10	3	5						
Other Sex Crime	57	13	20	63	13	36	1	1	1			
Kidnapping	3	3	1	2	3	1						
Robbery*	14	3	8	11	2	2						
Aggravated Assault*	16	5	12	51	8	33						
Simple Assault	191	111	134	149	68	130	5	5	5			
1996 TOTAL	295	137	183	286	97	207	6	6	6	0	0	0
1995 TOTAL	408	232	213	279	131	151	7	8	7	0	0	0
CRIME AGAINST PROPERTY												
Burglary*	205	35	42	120	20	27	2	2	2			
Larceny*	1,135	291	286	743	122	441	14	3	3			
Motor Vehicle Theft*	106	33	47	74	16	31	4	4	3			
Arson*	16	9	8	9	5	4						
Forgery/Counterfeit	55	20	26	26	10	16						
Fraud	100	18	46	105	7	75						
Embezzlement				4		3						
Stolen Property	1	9		8	11	9						
Vandalism	568	61	100	471	42	315	4	4	2			
1996 TOTAL	2,186	476	555	1,560	233	921	24	13	10	0	0	0
1995 TOTAL	2,150	389	513	1,591	287	873	26	17	15	0	0	0
BEHAVIORAL CRIMES												
Weapon Laws	26	16	24	26	10	23						
Prostitution				2								
Drug Laws	81	54	77	98	66	88	10	12	10			
Gambling		0			0			0			0	
Crimes Against Family	76	6	60	33		20						
D.U.I.	113	100	113	96	84	96	5	3	5			
Liquor Laws	74	112	70	120	111	120	8	9	8	7		7
Disorderly Conduct	34	29	32	97	37	92	2	2	2			
All Other	607	464	503	830	236	792	4	4	4			
Curfew	113	86	113	113	84	113						
Runaway Juveniles	193	80	143	173	24	143	5	1	2			
1996 TOTAL	1,317	947	1,135	1,588	652	1,487	34	31	31	7	0	7
1995 TOTAL	1,495	871	1,276	1,748	603	1,474	25	23	24	4	1	4
GRAND TOTAL	3,798	1,560	1,873	3,434	982	2,615	64	50	47	7	0	7
* Index Total	1,506	378	411	1,018	176	543	20	9	8	0	0	0
Traffic Crime	107	73	107	122	67	122	7	4	7			
Fish and Game Laws												
Marine Violations												

** Missing June 1996

Population 1996	Yamhill Co. - O.S.P.			Yamhill County Totals 77,500		
	Offenses	Arrests	Cleared	Offenses	Arrests	Cleared
CRIME AGAINST PERSON						
Willful Murder*				2	1	1
Neg. Homicide				0	0	0
Forcible Rape*		1		34	6	19
Other Sex Crime	7	1	1	190	51	84
Kidnapping	1	1	1	10	9	5
Robbery*				32	14	13
Aggravated Assault*	3	3	3	217	31	161
Simple Assault	3	2	2	453	341	341
1996 TOTAL	14	8	7	938	453	624
1995 TOTAL	12	12	7	1,297	718	689
CRIME AGAINST PROPERTY						
Burglary*	2	2		597	117	117
Larceny*	4			2,544	507	842
Motor Vehicle Theft*	2			284	85	111
Arson*	2		1	38	19	18
Forgery/Counterfeit	5			128	43	61
Fraud	1			252	35	143
Embezzlement				4	0	3
Stolen Property	1	1	1	13	29	11
Vandalism	4	2	1	1,515	180	506
1996 TOTAL	21	5	3	5,375	1,015	1,812
1995 TOTAL	58	5	6	5,563	1,017	1,855
BEHAVIORAL CRIMES						
Weapon Laws	3	1	3	84	41	73
Prostitution				3	0	0
Drug Laws	9	8	9	283	219	263
Gambling		0		0	0	0
Crimes Against Family	8	6	6	140	18	96
D.U.I.I	27	27	27	531	489	531
Liquor Laws	3	1	2	299	411	289
Disorderly Conduct	1	1	1	188	103	154
All Other	3	2	3	1,991	993	1,514
Curfew				344	262	344
Runaway Juveniles				515	117	330
1996 TOTAL	54	46	51	4,378	2,653	3,594
1995 TOTAL	93	80	85	5,216	2,563	4,079
GRAND TOTAL	89	59	61	10,691	4,121	6,030
* Index Total	13	6	4	3,748	780	1,282
Traffic Crime	24	20	24	456	274	456
Fish and Game Laws	53	39	53	53	39	53
Marine Violations				2	2	2

SECTION 9

ABBREVIATED CRIME REPORTING DEFINITIONS

CRIMES AGAINST PERSONS

Crimes Against Persons include criminal offenses where the victim is present and the act is violent, threatening or has the potential of being physically harmful.

WILLFUL MURDER and NON-NEGLIGENT MANSLAUGHTER - The willful (non-negligent) killing of one human being by another.

NEGLIGENT HOMICIDE - The killing of another person through gross negligence.

Offenses - Exclude motor vehicle traffic deaths.

Arrests - Include persons arrested for motor vehicle traffic death.

FORCIBLE RAPE - The carnal knowledge of a female, forcibly and against her will.

OTHER SEX CRIMES - Covers offenses such as Statutory Rape, Molest, Indecent Exposure, Sodomy and Other offenses against common decency, moral and the like. (Does not include Forcible Rape, Prostitution and Commercialized Vice).

KIDNAPPING - The substantial interference with another person's liberty without consent or legally authority.

ROBBERY - The taking or attempting to take anything of value from the care, custody or control of a person or persons by force or threat of force or violence or by putting the victim in fear.

AGGRAVATED ASSAULT - An unlawful attack by one person upon another for the purpose of inflicting severe or aggravated bodily injury. Although actual injury is not a requirement, this type of assault usually is accompanied by the use of a weapon or by means likely to produce death or great bodily harm.

SIMPLE ASSAULT - Assaults which are limited to the use of physical force and result in little or no injury to the victim.

CRIMES AGAINST PROPERTY

Crimes Against Property include offenses that involve taking something of value by theft or deception or the destruction of property.

BURGLARY - The unlawful entry of a structure or dwelling with intent to commit a felony or a theft.

LARCENY - The unlawful taking, carrying, leading, or riding away of property from the possession or constructive possession of another.

MOTOR VEHICLE THEFT - The theft or attempted theft of a motor vehicle.

ARSON - Any willful or malicious burning or attempt to burn, with or without intent to defraud, a dwelling house, public building, motor vehicle, or aircraft, personal property or another, etc.

FORGERY - Forgery and counterfeiting are treated as allied offenses. In this classification are placed all offenses dealing with the making, altering, uttering or possessing, with intent to defraud, anything false in the semblance of that which is true.

FRAUD - Fraudulent conversion and obtaining money or property by false pretenses.

EMBEZZLEMENT - Misappropriation or misapplication of money or property entrusted to one's care, custody or control.

STOLEN PROPERTY OFFENSES - Included in this classification are all offenses of buying, receiving and possessing stolen property, as well as all attempts to commit any of these offenses.

VANDALISM - Consists of the willful or malicious destruction, injury, disfigurement or defacement of any public or private property.

BEHAVIORAL CRIMES

Behavioral Crimes include criminal offenses that violate laws relating to personal conduct, responsibility and public order. Although not necessarily violent, or property offenses in themselves, they may often contribute to other criminal acts.

WEAPONS REGULATION LAWS - Carrying possessing, etc.

PROSTITUTION - Included here are the sex offenses or a commercialized nature.

DRUG LAWS - Included are all violations of state and local laws, specifically those relating to the unlawful possession, sales, use, growing and manufacturing of illegal drugs.

GAMBLING - All offenses which relate to promoting, permitting, or engaging in gambling are included in this category.

CRIMES AGAINST FAMILY - Included here are offenses such as abandonment, neglect of children, custodial interference and non-support. (Physical abuse would be reported as an assault).

D. U. I. I. - Driving or operating any vehicle or common carrier while under the influence of liquor or drugs.

LIQUOR LAWS - With the exception of Driving Under the Influence all liquor law violations, state or local, are placed in this classification.

DISORDERLY CONDUCT - In this classification are placed all offenses which constitute a breach of the peace.

ALL OTHER OFFENSES - Except Traffic - Included is every other state or local offense, not listed elsewhere.

JUVENILE CURFEW VIOLATIONS - Local curfew or juvenile loitering ordinances where such laws exist.

RUNAWAY JUVENILES - Runaway juveniles when reported by their parents or guardians.

TRAFFIC CRIMES - Serious traffic offenses which are classified as a misdemeanor or felony as defined by the Oregon Motor Vehicle Code.

FISH and GAME - Sporting, personal use, commercial fishing and game violations.

MARINE VIOLATIONS -Marine boating violations.