

**SECTION 4**  
**STATEWIDE**  
**BEHAVIORAL CRIMES**  
**OFFENSE and ARREST PROFILE**



# OREGON CRIME CLOCK

## 1 Behavioral Crime every 3.5 minutes

**1 Weapon Law Violation  
every 1.7 hours**

**1 Prostitution Violation  
every 11.2 hours**

**1 Crime Against Family  
every 3.4 hours**

**1 Disorderly Conduct  
every 27.5 minutes**

**1 Drug Law Violation  
every 28.0 minutes**

**1 DUII Violation  
every 26.5 minutes**


**1 Runaway Juvenile  
every 34.4 minutes**

**1 Gambling Violation  
every 10.4 days**

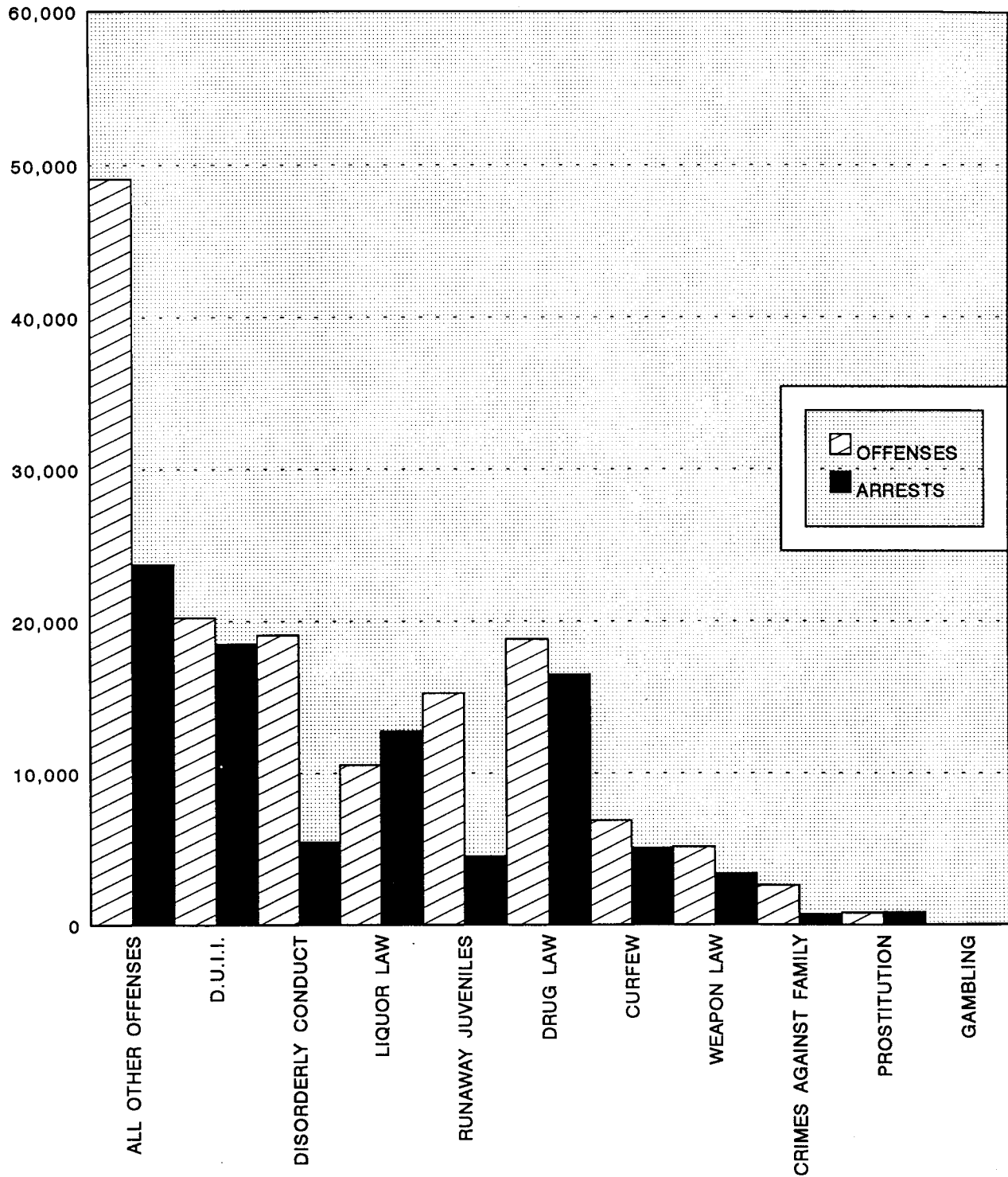
**1 Liquor Law Violation  
every 50.7 minutes**

**1 Curfew Violation  
every 1.3 hours**

**1 All Other (Except Traffic)  
every 10.7 minutes**



## STATEWIDE BEHAVIORAL CRIMES, 1995



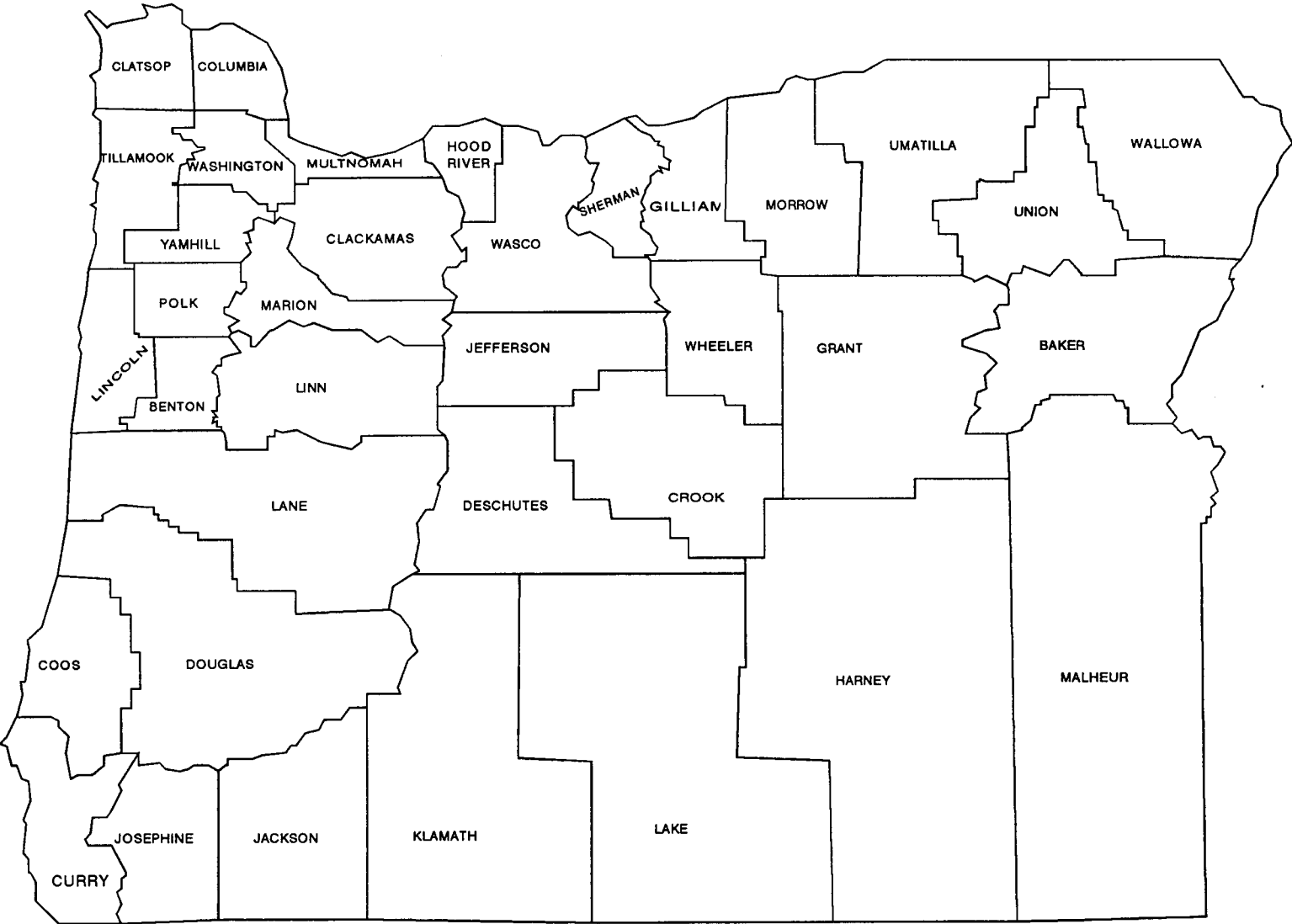
OFFENSES	49,079	20,241	19,095	10,534	15,260	18,831	6,869	5,139	2,605	780	35
ARRESTS	23,729	18,542	5,459	12,757	4,519	16,515	5,066	3,395	681	818	32

# STATEWIDE BEHAVIORAL CRIMES, 1995

CLASSIFICATION	1995 OFFENSES	PERSONS ARRESTED				PROPERTY	
		ADULT	JUVENILE	MALE *	FEMALE *	LOSS VALUE *	RECOVERED VALUE *
<b>WEAPON LAWS</b>							
Possess Illegally	1,330	799	214	921	63		
Carry Concealed	1,408	829	288	1,003	77		
Ex-Con in Possession	1,230	806	4	710	43		
Other	1,171	311	164	402	15		
<b>TOTAL</b>	<b>5,139</b>	<b>2,745</b>	<b>650</b>	<b>3,038</b>	<b>198</b>		NOT APPLICABLE
<b>PROSTITUTION</b>							
Engage In	498	554	5	376	178		
Promote	27	18	1	14	5		
Compel	16	4		4			
Other	239	231	5	42	194		
<b>TOTAL</b>	<b>780</b>	<b>807</b>	<b>11</b>	<b>436</b>	<b>377</b>		NOT APPLICABLE
<b>DRUG LAWS</b>							
Narcotics	5,198	4,890	204	4,107	954		
Marijuana	6,943	4,423	1,815	4,893	929		
Synthetic Narcotics	1,123	999	80	738	274		
Other Dangerous Drugs	5,567	4,078	226	3,054	1,163		
<b>TOTAL</b>	<b>18,831</b>	<b>14,390</b>	<b>2,125</b>	<b>12,792</b>	<b>3,320</b>		NOT APPLICABLE
<b>GAMBLING</b>							
Booking							
Numbers & Lottery	1	1		1			
Illegal Games	17	3		3			
Illegal Devices	6	6		4	1		
Illegal Payoff	1						
Other	10	13	9	20			
<b>TOTAL</b>	<b>35</b>	<b>23</b>	<b>9</b>	<b>28</b>	<b>1</b>		NOT APPLICABLE
<b>OFFENSES AGAINST FAMILY</b>							
Child Abandonment	93	7	2	3	6		
Child Neglect	1,587	503	8	173	292		
Non-Support	8	8		6	2		
Custodial Interference	530	57	1	27	28		
Other	387	94	1	40	29		
<b>TOTAL</b>	<b>2,605</b>	<b>669</b>	<b>12</b>	<b>249</b>	<b>357</b>		NOT APPLICABLE
<b>D. U. I. I.</b>							
Under .08	1,055	917	53	799	151		
.08 thru .14 Alcohol	5,010	4,864	78	3,928	750		
.15 thru .19 Alcohol	4,982	4,708	33	3,874	786		
.20 or Above Alcohol	3,195	2,997	9	2,442	519		
BA Refused	3,846	3,477	18	2,945	506		
BA Not Given	455	378	5	309	69		
Of Drugs	433	277	7	203	76		
Undetermined	1,265	914	11	608	121		
<b>TOTAL</b>	<b>20,241</b>	<b>18,330</b>	<b>212</b>	<b>15,108</b>	<b>2,978</b>		NOT APPLICABLE
<b>LIQUOR LAWS</b>							
Minor in Possession	6,220	5,092	4,384	6,980	2,166		
Illegal Make, Possess, Sell	45	52	1	43	10		
Illegal Establishment Operate	6	3		3			
Drinking in Public	2,004	1,931	5	1,744	191		
Furnishing	891	727	76	596	160		
Importing	6	2			2		
License Violation	126	21	1	17	5		
Minor on Premise	40	21	2	14	8		
Other	1,196	394	45	216	43		
<b>TOTAL</b>	<b>10,534</b>	<b>8,243</b>	<b>4,514</b>	<b>9,813</b>	<b>2,585</b>		NOT APPLICABLE
<b>DISORDERLY CONDUCT</b>							
	19,095	4,193	1,266	4,260	1,065		
<b>ALL OTHER</b>							
Trespass	15,373	6,413	2,341	7,088	1,530		
Escape your Custody	533	183	34	165	44		
Blackmail/Extortion	47	14	8	21	1	1,001	
Bomb Threat	386	5	7	11	1		
Other Criminal Threat	7,980	1,078	345	1,161	262		
Shoot in Prohib. Area	952	28	32	58	2		
Animal Ordinances	8,174	1,977	70	1,041	1,008		
Garbage/Littering	1,470	578	85	529	116		
Other	14,164	7,184	3,349	7,862	2,327		
<b>TOTAL</b>	<b>49,079</b>	<b>17,458</b>	<b>6,271</b>	<b>17,736</b>	<b>5,289</b>	1,001	
<b>CURFEW</b>							
	6,869		5,066	3,280	1,599		NOT APPLICABLE
<b>RUNAWAY</b>							
Male Juvenile	6,358		1,878	1,814			
Female Juvenile	8,902		2,841		2,565		
<b>TOTAL</b>	<b>15,260</b>		<b>4,519</b>	<b>1,814</b>	<b>2,565</b>		NOT APPLICABLE
<b>BEHAVIORAL CRIME</b>							
<b>TOTAL</b>	<b>148,468</b>	<b>66,858</b>	<b>24,855</b>	<b>68,350</b>	<b>20,334</b>	1,001	

\* Persons Arrested Male & Female and Property Loss & Recovered columns of this table do not include data from Douglas County Sheriff's Department or Hillsboro Police Department

# OREGON COUNTY MAP



**COUNTY FIVE YEAR PROFILE OF BEHAVIORAL CRIMES**

	1991	1992	1993	1994	1995
BAKER	451	523	532	496	562
BENTON	3,344	3,908	3,698	3,999	3,866
CLACKAMAS	6,956	7,284	7,391	7,828	8,459
CLATSOP	2,665	3,205	3,114	3,515	3,474
COLUMBIA	1,966	1,844	1,831	1,770	2,109
COOS	4,376	4,800	4,360	4,699	5,482
CROOK	913	817	869	899	1,072
CURRY	720	685	636	734	899
DESCHUTES	3,023	2,877	3,164	3,604	3,766
DOUGLAS	4,670	4,698	5,057	5,638	4,874
GILLIAM	47	31	43	57	56
GRANT	404	253	224	258	214
HARNEY	152	114	132	165	119
HOOD RIVER	730	737	734	685	772
JACKSON	7,591	8,274	9,450	8,396	5,459
JEFFERSON	1,108	949	781	955	1,191
JOSEPHINE	5,097	5,565	4,724	2,816	2,674
KLAMATH	1,822	1,490	1,537	1,809	2,097
LAKE	186	221	163	184	223
LANE	13,273	11,777	11,676	12,237	12,333
LINCOLN	2,508	2,466	2,541	2,824	2,677
LINN	8,844	7,808	8,527	7,169	8,638
MALHEUR	1,267	1,374	1,302	1,846	1,886
MARION	14,572	15,156	15,759	16,107	16,728
MORROW	310	198	223	214	320
MULTNOMAH	27,284	25,563	26,230	28,401	29,865
POLK	3,396	3,707	4,094	4,179	4,234
SHERMAN	78	54	75	50	49
TILLAMOOK	1,008	1,069	968	973	1,148
UMATILLA **	2,153	2,173	1,999	2,362	4,482
UNION	993	928	740	850	850
WALLOWA	182	172	233	206	220
WASCO	1,255	1,220	1,039	1,223	1,322
WASHINGTON	8,957	9,325	9,351	9,546	11,080
WHEELER	35	45	53	39	52
YAMHILL	5,097	5,215	5,030	5,465	5,216
<b>TOTAL</b>	<b>137,433</b>	<b>136,525</b>	<b>138,280</b>	<b>142,198</b>	<b>148,468</b>

\*\* Umatilla County - Pendleton Police Department submitted no reports for 1991, 1992, 1993 or 1994, but resumed reporting for 1995.

## STATEWIDE TEN YEAR OFFENSE, POPULATION and RATE PROFILE

YEAR	POPULATION	BEHAVIORAL CRIMES	RATE PER 10,000 POPULATION
1986	2,659,500	101,480	381.6
1987	2,690,000	106,802	397.0
1988	2,741,000	114,813	418.9
1989	2,791,000	133,826	479.5
1990	2,844,000	136,910	481.4
1991	2,930,000	137,433	469.1
1992	2,979,000	136,525	458.3
1993	3,038,000	138,280	455.2
1994	3,082,000	142,198	461.4
1995	3,132,000	148,468	474.0



**STATEWIDE DRUG LAW OFFENSES by TYPE OF DRUG and ACTIVITY - 1995**

TOTAL		Possess for Sale	Possess for Use	Furnish	Transpt/ Mfg/ Cultivate	Obtain Unlawful	Tamper w/Record	Other
12	Opium	3	9					
1,218	Heroin	523	658	13	8	2		14
9	Morphine	1	7				1	
3,019	Cocaine	1,041	1,912	23	10			33
24	Codeine	2	11		1		10	
836	Other Narcotic	113	251	10	5	9	25	423
5,118	<b>NARCOTIC TOTAL</b>	1,683	2,848	46	24	11	36	470
32	Hashish	6	24					2
1,823	Marij. Over Oz	535	815	42	393	1		37
4,869	Marij. Under Oz	548	4,012	72	163	2		72
6,724	<b>MARIJUANA TOTAL</b>	1,089	4,851	114	556	3	0	111
1,062	<b>SYNTHETIC TOTAL</b>	236	730	28	18	1	21	28
5,429	<b>OTHER DANGEROUS DRUG TOTAL</b>	1,429	3,492	144	131	27	47	159
18,333	<b>DRUG LAW OFFENSE TOTAL</b>	4,437	11,921	332	729	42	104	768

**STATEWIDE DRUG LAW ARRESTS by TYPE OF DRUG and ACTIVITY - 1995**

TOTAL		Possess for Sale	Possess for Use	Furnish	Transpt/ Mfg/ Cultivate	Obtain Unlawful	Tamper w/Record	Other
14	Opium	2	4		8			
1,241	Heroin	262	949	4	7	1		18
9	Morphine		8				1	
3,152	Cocaine	391	2,714	10	5			32
24	Codeine	2	14				8	
621	Other Narcotic	72	164	3	3	4	19	356
5,061	<b>NARCOTIC TOTAL</b>	729	3,853	17	23	5	28	406
35	Hashish	4	28		1			2
953	Marij. Over Oz	351	395	27	166	4		10
4,834	Marij. Under Oz	293	4,339	44	65	10		83
5,822	<b>MARIJUANA TOTAL</b>	648	4,762	71	232	14	0	95
1,012	<b>SYNTHETIC TOTAL</b>	255	699	22	11	1	12	12
4,217	<b>OTHER DANGEROUS DRUG TOTAL</b>	822	3,119	29	103	17	34	93
16,112	<b>DRUG LAW ARREST TOTAL</b>	2,454	12,433	139	369	37	74	606

These tables do not include data for the Douglas County Sheriff's Department or Hillsboro Police Department

## DRUG OFFENSES by COUNTY and TYPE - 1995

COUNTY	TOTAL	Other NARCOTIC			NARCOTIC TOTAL	Marij			MARIJ TOTAL	SYNTHETIC NARCOTIC	OTHER DANGER DRUGS
		Heroin	Cocaine	Narcotic		Over Oz	Under Oz	Hashish			
BAKER	57			27	27		16		16	2	12
BENTON	282	5	5	2	12	83	62	1	146	3	121
CLACKAMAS	902	7	14	451	472	42	256	1	299	23	108
CLATSOP	268	5	63	5	73	26	130	1	157	18	20
COLUMBIA	199	1	10	9	20	12	125		137	15	27
COOS	253	2		16	18	6	117		123	20	92
CROOK	115		3	3	6	6	34		40	2	67
CURRY	132	2			2	13	76		89	1	40
DESCHUTES	567	3	5	5	13	46	237	1	284	27	243
DOUGLAS **	412	2	5	9	16	9	208	1	218	108	70
GILLIAM	8				0	1	3		4		4
GRANT	12		1	2	3	1	5		6		3
HARNEY	13				0		7		7	3	3
HOOD RIVER	95	1	7	11	19	9	46		55	8	13
JACKSON	1,155	37	10	23	70	177	237		414	49	622
JEFFERSON	120		14		14	1	74		75		31
JOSEPHINE	691	28	19	3	50	48	241		289	9	343
KLAMATH	378	4	7	14	25	12	75		87	113	153
LAKE	18				0	2	11		13		5
LANE	2,078	264	154	20	438	151	715	8	874	63	703
LINCOLN	260	5	16	13	34	26	121	2	149	9	68
LINN	716	3	17	94	114	59	261	1	321	96	185
MALHEUR	104	1	16	5	22	8	42		50	2	30
MARION	1,545	136	175	23	334	289	203	1	493	49	669
MORROW	22				0	5	6		11	6	5
MULTNOMAH	5,689	697	2,379	33	3,109	341	769	10	1,120	268	1,192
POLK	291	1	11		12	140	37		177	1	101
SHERMAN	12		1		1	2	4		6	4	1
TILLAMOOK	111		4	1	5	11	68		79	10	17
UMATILLA	320		20	18	38	21	152	1	174	36	72
UNION	89			8	8	1	59		60	14	7
WALLOWA	19		1	2	3	3	9		12		4
WASCO	141	1	1	39	41	5	47		52	5	43
WASHINGTON **	870	8	57	38	103	95	359	1	455	92	220
WHEELER	3				0		1		1	1	1
YAMHILL	386	5	4	7	16	172	56	3	231	5	134
<b>TOTAL OFFENSES</b>	<b>18,333</b>	<b>1,218</b>	<b>3,019</b>	<b>881</b>	<b>5,118</b>	<b>1,823</b>	<b>4,869</b>	<b>32</b>	<b>6,724</b>	<b>1,062</b>	<b>5,429</b>

\*\* Douglas County - Does not include data from Douglas County Sheriff's Department

\*\* Washington County - Does not include data from Hillsboro Police Department

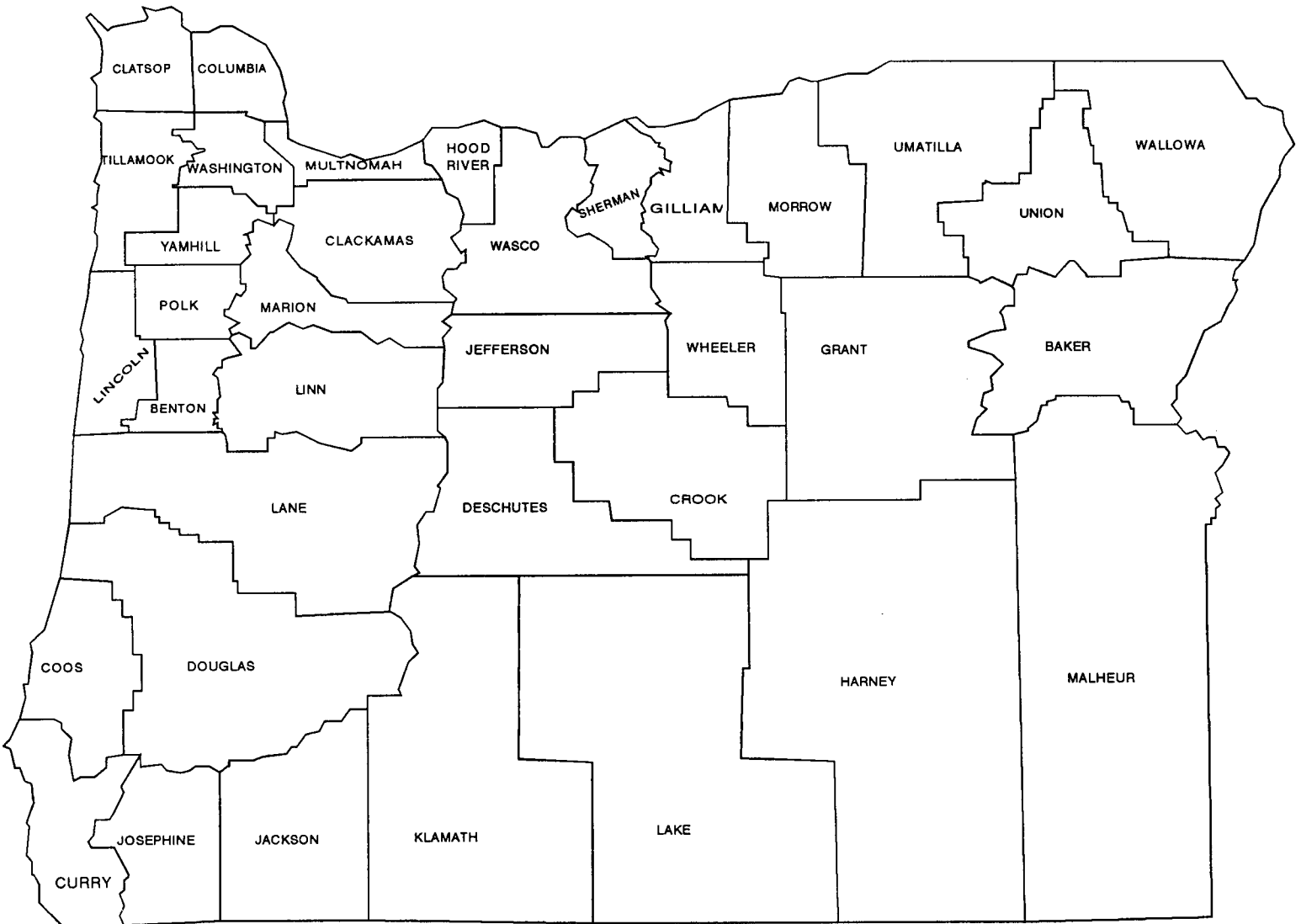
### DRUG ARRESTS by COUNTY and TYPE - 1995

COUNTY	TOTAL	Other NARCOTIC			NARCOTIC TOTAL	Marij	Marij	Hashish	MARIJ TOTAL	SYNTHETIC NARCOTIC	OTHER DANGER DRUGS
		Heroin	Cocaine	Narcotic		Over Oz	Under Oz				
BAKER	52	2	1	19	22		17		17		13
BENTON	194	1	2		3	21	88	1	110	1	80
CLACKAMAS	722	1	4	370	375	16	212	1	229	20	98
CLATSOP	299	3	93	2	98	29	132	1	162	23	16
COLUMBIA	178	1	5	6	12	7	125		132	14	20
COOS	434	5	2	25	32	15	168		183	54	165
CROOK	67		3	3	6	4	27		31		30
CURRY	127	2			2	14	78		92	7	26
DESCHUTES	532	1	2	6	9	43	233		276	29	218
DOUGLAS **	319	1	4	4	9	10	161	2	173	82	55
GILLIAM	8				0		2		2		6
GRANT	10		1	1	2		6		6		2
HARNEY	31			1	1	6	19		25	1	4
HOOD RIVER	93	1	3	7	11	10	54		64	6	12
JACKSON	914	36	8	21	65	105	208	1	314	40	495
JEFFERSON	126		31		31	3	65		68		27
JOSEPHINE	345	7	6	1	14	29	122		151	2	178
KLAMATH	335	2	6	9	17	10	53		63	121	134
LAKE	19				0	2	15		17		2
LANE	2050	279	195	22	496	112	695	9	816	63	675
LINCOLN	205	5	17	12	34	10	106	3	119	7	45
LINN	455	4	3	37	44	39	199		238	49	124
MALHEUR	67		7	3	10	3	37		40	3	14
MARION	1054	109	110	13	232	97	294	1	392	35	395
MORROW	16				0	5	3		8	6	2
MULTNOMAH	5672	766	2,560	31	3,357	242	768	13	1023	317	975
POLK	200		8		8	14	122		136	1	55
SHERMAN	15		1		1	4	5		9	4	1
TILLAMOOK	107		2		2	9	72		81	8	16
UMATILLA	225		10	6	16	13	110		123	21	65
UNION	112			10	10	3	74		77	15	10
WALLOWA	16		1		1	2	9		11	1	3
WASCO	136	3	1	29	33	4	49		53	3	47
WASHINGTON **	747	10	62	28	100	59	352	3	414	76	157
WHEELER	2				0				0	1	1
YAMHILL	228	2	4	2	8	13	154		167	2	51
<b>TOTAL OFFENSES</b>	<b>16112</b>	<b>1,241</b>	<b>3,152</b>	<b>668</b>	<b>5,061</b>	<b>953</b>	<b>4,834</b>	<b>35</b>	<b>5,822</b>	<b>1,012</b>	<b>4,217</b>

\*\* Douglas County - Does not include data from Douglas County Sheriff's Department

\*\* Washington County - Does not include data from Hillsboro Police Department

# OREGON COUNTY MAP



<b>DRUG OFFENSES by COUNTY 1991 through 1995</b>					
	<b>1991</b>	<b>1992</b>	<b>1993</b>	<b>1994</b>	<b>1995</b>
<b>BAKER</b>	23	40	69	42	57
<b>BENTON</b>	117	159	161	199	282
<b>CLACKAMAS</b>	466	450	542	794	902
<b>CLATSOP</b>	149	123	142	234	268
<b>COLUMBIA</b>	129	91	122	150	199
<b>COOS</b>	184	187	214	251	253
<b>CROOK</b>	54	16	37	69	115
<b>CURRY</b>	122	54	56	111	132
<b>DESCHUTES</b>	227	280	276	497	567
<b>DOUGLAS **</b>	491	558	658	955	412
<b>GILLIAM</b>	0	1	9	16	8
<b>GRANT</b>	10	16	8	43	12
<b>HARNEY</b>	2	7	10	47	13
<b>HOOD RIVER</b>	45	44	51	76	95
<b>JACKSON</b>	567	753	954	1,146	1,155
<b>JEFFERSON</b>	63	63	54	108	120
<b>JOSEPHINE</b>	493	546	641	540	691
<b>KLAMATH</b>	90	92	146	280	378
<b>LAKE</b>	15	8	29	16	18
<b>LANE</b>	1,189	1,084	1,283	2,019	2,078
<b>LINCOLN</b>	173	132	169	234	260
<b>LINN</b>	548	380	442	601	716
<b>MALHEUR</b>	45	84	50	105	104
<b>MARION</b>	868	948	927	1,209	1,504
<b>MORROW</b>	29	18	14	12	22
<b>MULTNOMAH</b>	4,363	4,177	4,555	4,825	5,689
<b>POLK</b>	234	158	194	214	332
<b>SHERMAN</b>	10	3	11	8	12
<b>TILLAMOOK</b>	128	70	79	69	111
<b>UMATILLA **</b>	101	75	80	131	320
<b>UNION</b>	36	49	31	69	89
<b>WALLOWA</b>	7	9	20	15	19
<b>WASCO</b>	64	56	77	114	141
<b>WASHINGTON **</b>	460	617	603	672	870
<b>WHEELER</b>	1	3		2	3
<b>YAMHILL</b>	247	266	317	353	386
<b>TOTAL</b>	<b>11,750</b>	<b>11,617</b>	<b>13,031</b>	<b>16,226</b>	<b>18,333</b>

\*\* Umatilla County - Pendleton Police Department submitted no reports for 1991, 1992, 1993 or 1994, but resumed reporting for 1995

\*\* Douglas County - Does not include data from Douglas County Sheriff's Department

\*\* Washington County - Does not include data from Hillsboro Police Department

<b>D. U. I. I. OFFENSES BY COUNTY FOR YEARS 1991 through 1995</b>					
<b>COUNTY</b>	<b>1991</b>	<b>1992</b>	<b>1993</b>	<b>1994</b>	<b>1995</b>
<b>Baker</b>	122	125	139	66	73
<b>Benton</b>	430	569	483	442	467
<b>Clackamas</b>	1,943	1,961	2,040	1,993	2,167
<b>Clatsop</b>	717	598	560	585	563
<b>Columbia</b>	581	483	538	497	490
<b>Coos</b>	1,083	958	642	630	491
<b>Crook</b>	159	236	119	159	108
<b>Curry</b>	306	323	266	251	287
<b>Deschutes</b>	1,036	930	831	795	667
<b>Douglas</b>	1,120	881	906	710	708
<b>Gilliam</b>	32	15	15	19	17
<b>Grant</b>	96	63	62	45	47
<b>Harney</b>	58	46	43	37	30
<b>Hood River</b>	419	397	376	320	261
<b>Jackson</b>	1,626	1,453	1,474	1,034	1,094
<b>Jefferson</b>	400	284	276	295	287
<b>Josephine</b>	685	612	665	448	379
<b>Klamath</b>	545	463	383	388	473
<b>Lake</b>	66	83	52	51	74
<b>Lane</b>	2,781	2,675	2,163	1,457	1,402
<b>Lincoln</b>	709	720	647	626	464
<b>Linn</b>	1,103	855	717	620	570
<b>Malheur</b>	363	331	340	314	265
<b>Marion</b>	2,898	2,357	2,042	1,625	1,587
<b>Morrow</b>	88	63	50	54	39
<b>Multomah</b>	4,554	3,724	3,349	3,203	3,450
<b>Polk</b>	458	467	392	266	336
<b>Sherman</b>	25	23	26	17	12
<b>Tillamook</b>	245	198	178	176	173
<b>Umatilla **</b>	804	751	605	465	678
<b>Union</b>	276	188	156	193	140
<b>Wallowa</b>	47	30	44	37	35
<b>Wasco</b>	343	277	201	153	160
<b>Washington</b>	2,308	1,997	1,744	1,527	1,648
<b>Wheeler</b>	7	8	7	1	4
<b>Yamhill</b>	675	765	575	596	595
<b>TOTAL</b>	<b>29,108</b>	<b>25,909</b>	<b>23,106</b>	<b>20,095</b>	<b>20,241</b>

\*\* Umatilla County - Pendleton Police Department submitted no reports for 1991, 1992, 1993 or 1994, but resumed reporting for 1995

**STATEWIDE D. U. I. I. OFFENSES DISTRIBUTED BY COUNTY and MAJOR POPULATION CENTER 1995**

	County Population	No. DUII Arrests	Rate per 10,000	St. Police Arrests	Sheriff Arrests	Major City	City Population	D. U. I. I. Arrests
BAKER	16,500	73	44.2	33	13	Baker City	9,730	27
BENTON	75,500	467	61.9	144	171	Corvallis	47,485	135
CLACKAMAS	308,600	2,167	70.2	290	1,185	Lake Oswego	33,145	128
CLATSOP	34,300	563	164.1	84	95	Astoria	10,100	192
COLUMBIA	39,700	490	123.4	89	40	St. Helens	8,080	123
COOS	62,100	491	79.1	110	73	Coos Bay	15,430	107
CROOK	15,700	108	68.8	2	43	Prineville	6,095	63
CURRY	22,200	287	129.3	104	146	Brookings	5,220	20
DESCHUTES	94,100	667	70.9	104	203	Bend	30,630	268
DOUGLAS	97,700	708	72.5	172	266	Roseburg	19,220	161
GILLIAM	1,750	17	97.1	2	15			
GRANT	7,950	47	59.1	18	8	John Day	1,900	18
HARNEY	7,050	30	42.6	6	4	Burns	2,890	10
HOOD RIVER	18,700	261	139.6	22	173	Hood River	4,940	66
JACKSON	164,400	1,094	66.5	187	204	Medford	55,090	324
JEFFERSON	16,100	287	178.3	59	143	Madras	4,675	85
JOSEPHINE	71,100	379	53.3	126	77	Grants Pass	19,660	176
KLAMATH	61,600	473	76.8	215	166	Klamath Falls	18,680	92
LAKE	7,550	74	98.0	18	23	Lakeview	2,645	33
LANE	301,900	1,402	46.4	616	209	Eugene	121,905	245
						Springfield	49,005	130
LINCOLN	41,800	464	111.0	58	91	Lincoln City	6,570	96
						Newport	9,495	178
LINN	98,100	570	58.1	199	113	Albany	36,205	143
MALHEUR	28,200	265	94.0	35	60	Ontario	9,980	128
MARION	258,000	1,587	61.5	372	261	Salem	104,030	544
MORROW	8,700	39	44.8	22	10			
MULTNOMAH	626,500	3,450	55.1	375	363	Gresham	77,240	490
						Portland	497,600	2,158
POLK	55,400	336	60.6	40	76	Dallas	10,850	85
SHERMAN	1,900	12	63.2	10	2			
TILLAMOOK	23,300	173	74.2	31	61	Tillamook	4,245	50
UMATILLA	65,200	678	104.0	184	42	Pendleton	15,930	206
UNION	24,400	140	57.4	59	15	La Grande	12,370	56
WALLOWA	7,250	35	48.3	21	10			
WASCO	22,600	160	70.8	44	43	The Dalles	11,355	73
WASHINGTON	370,000	1,648	44.5	141	515	Beaverton	61,720	273
						Hillsboro	46,160	336
						Tigard	35,000	80
WHEELER	1,550	4	25.8	1	3			
YAMHILL	74,600	595	79.8	64	182	McMinnville	22,140	117
<b>STATEWIDE TOTALS</b>	<b>3,132,000</b>	<b>20,241</b>	<b>64.6</b>	<b>4,057</b>	<b>5,104</b>	<b>MAJOR CITY TOTAL</b>	<b>1,427,415</b>	<b>7,416</b>

