

SECTION 2
STATEWIDE
CRIMES AGAINST PERSONS
OFFENSES AND ARRESTS

OREGON CRIME CLOCK

1 Crime Against Persons every 9.5 minutes

**1 Homicide
every 2.8 days**

**1 Neg.Homicide
every 4.6 weeks**

**1 Other Sex Crime
every 1.4 hours**


**1 Rape
every 6.7 hours**

**1 Kidnap
every 13.4 hours**

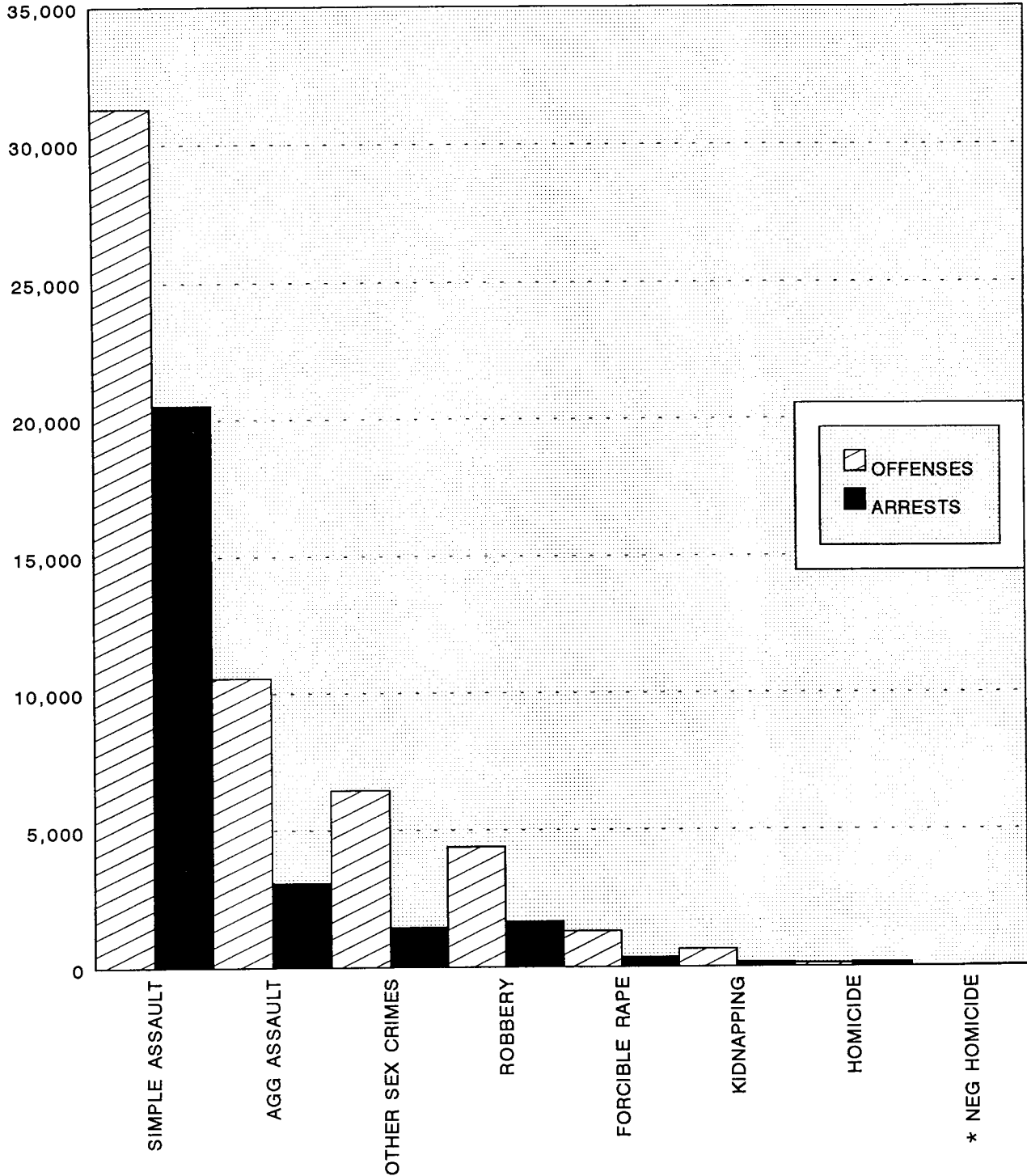
**1 Simple Assault
every 16.8 minutes**

**1 Aggravated Assault
every 49.7 minutes**

**1 Robbery
every 2.0 hours**



STATEWIDE CRIMES AGAINST PERSONS, 1995



| | | | | | | | | |
|----------|--------|--------|-------|-------|-------|-----|-----|----|
| OFFENSES | 31,293 | 10,568 | 6,463 | 4,400 | 1,312 | 652 | 129 | 13 |
| ARRESTS | 20,525 | 3,088 | 1,458 | 1,663 | 351 | 160 | 174 | 29 |

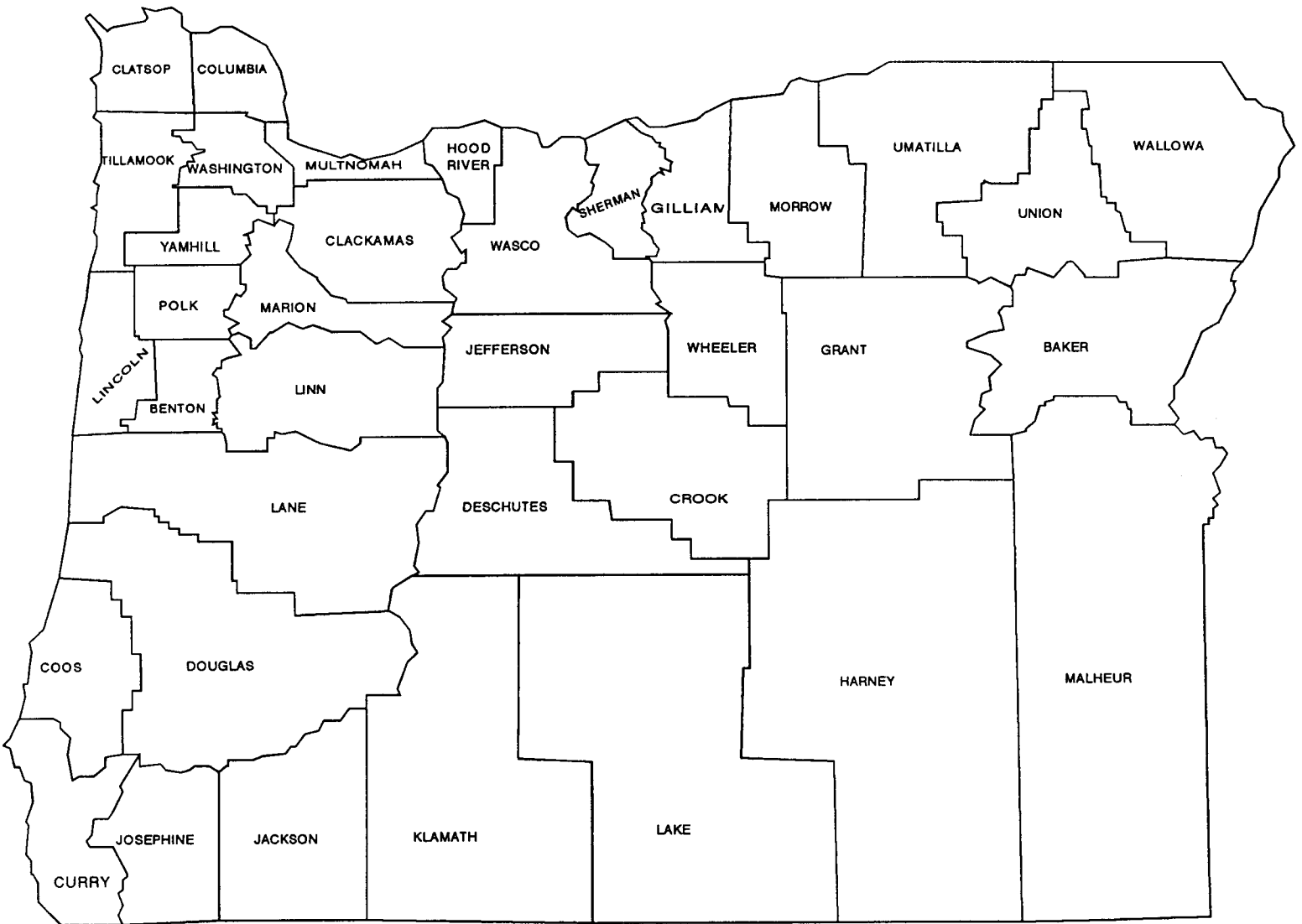
* Negligent Homicide Arrests include 17 traffic related arrests

STATEWIDE CRIMES AGAINST PERSONS, 1995

| CLASSIFICATION | 1995 OFFENSES | PERSONS ARRESTED | | | | PROPERTY | |
|-------------------------------|------------------|------------------|--------------|---------------|--------------|------------------|---------------------|
| | | ADULT | JUVENILE | MALE* | FEMALE* | LOSS VALUE* | RECOVERED VALUE* |
| Willful Murder | 113 | 123 | 23 | 125 | 19 | | |
| Aggravated Murder | 16 | 25 | 3 | 24 | 3 | | |
| MURDER TOTAL | 129 | 148 | 26 | 149 | 22 | NOT APPLICABLE | |
| Negligent Homicide | 13 | 12 | | 9 | 3 | NOT APPLICABLE | |
| Traffic Death Arrests | | 16 | 1 | 14 | 1 | NOT APPLICABLE | |
| Forcible Rape | 1,118 | | | | | | |
| Attempt Force Rape | 194 | | | | | | |
| RAPE TOTAL | 1,312 | 289 | 62 | 340 | 3 | NOT APPLICABLE | |
| SEX CRIMES | | | | | | | |
| Non-Force Rape | 466 | 108 | 25 | 118 | 7 | | |
| Cont. to Sex Delqncy | 211 | 68 | 4 | 65 | 3 | | |
| Physical Molest | 3,200 | 505 | 169 | 641 | 18 | | |
| Obscene Phone Call | 197 | 8 | | 8 | | | |
| Incest | 80 | 4 | 5 | 6 | 2 | | |
| Exposer | 818 | 268 | 8 | 258 | 18 | | |
| Forcible Sodomy | 631 | 57 | 46 | 98 | 2 | | |
| Non-Force Sodomy | 175 | 31 | 17 | 40 | 2 | | |
| Other Sex Crimes | 685 | 100 | 35 | 117 | 4 | | |
| SEX CRIME TOTAL | 6,463 | 1,149 | 309 | 1,351 | 56 | NOT APPLICABLE | |
| KIDNAPPING | | | | | | | |
| For Add Crime Purpose | 593 | | | | | | |
| Hostage/Shield | 56 | | | | | | |
| For Ransom | 3 | | | | | | |
| KIDNAPPING TOTAL | 652 | 141 | 19 | 139 | 12 | NOT APPLICABLE | |
| ROBBERY | | | | | | | |
| Highway | 1,638 | | | | | 297,502 | 25,247 |
| Business | 1,161 | | | | | 591,138 | 39,788 |
| Service Station | 100 | | | | | 21,411 | 878 |
| Convenience Store | 337 | | | | | 34,945 | 1,490 |
| Residence | 363 | | | | | 539,776 | 99,776 |
| Bank | 214 | | | | | 293,327 | 44,882 |
| Other Robbery | 587 | | | | | 107,418 | 21,250 |
| ROBBERY TOTAL | 4,400 | 1,215 | 448 | 1,398 | 210 | 1,885,517 | 233,311 |
| Aggravated Assault | 10,291 | 2,198 | 757 | 2,372 | 481 | | |
| Attempted Murder | 277 | 114 | 19 | 123 | 6 | | |
| AGG. ASSAULT TOTAL | 10,568 | 2,312 | 776 | 2,495 | 487 | NOT APPLICABLE | |
| SIMPLE ASSAULT | 31,293 | 17,306 | 3,219 | 15,764 | 4,061 | NOT APPLICABLE | |
| CRIMES AGAINST PERSONS | | | | | | | |
| TOTAL | 54,830 | 22,588 | 4,860 | 21,659 | 4,855 | 1,885,517 | 233,311 |

* Persons Arrested Male & Female and Property Loss & Recovered columns of this table do not include data from Douglas County Sheriff's Department or Hillsboro Police Department

OREGON COUNTY MAP



| COUNTY FIVE YEAR PROFILE OF CRIMES AGAINST PERSONS | | | | | |
|--|---------------|---------------|---------------|---------------|---------------|
| | 1991 | 1992 | 1993 | 1994 | 1995 |
| BAKER | 290 | 292 | 314 | 353 | 346 |
| BENTON | 694 | 750 | 756 | 905 | 831 |
| CLACKAMAS | 2,992 | 3,243 | 3,396 | 3,257 | 3,745 |
| CLATSOP | 500 | 600 | 625 | 448 | 514 |
| COLUMBIA | 397 | 419 | 482 | 464 | 404 |
| COOS | 1,273 | 1,207 | 1,174 | 1,131 | 1,207 |
| CROOK | 147 | 140 | 195 | 182 | 203 |
| CURRY | 220 | 269 | 255 | 281 | 311 |
| DESCHUTES | 890 | 1,068 | 1,100 | 1,260 | 1,306 |
| DOUGLAS | 1,009 | 1,509 | 1,632 | 1,645 | 1,510 |
| GILLIAM | 13 | 10 | 6 | 11 | 21 |
| GRANT | 92 | 109 | 117 | 104 | 105 |
| HARNEY | 40 | 44 | 46 | 53 | 75 |
| HOOD RIVER | 191 | 186 | 183 | 185 | 230 |
| JACKSON | 2,039 | 2,058 | 2,341 | 2,491 | 2,474 |
| JEFFERSON | 190 | 203 | 240 | 291 | 296 |
| JOSEPHINE | 859 | 919 | 1,038 | 945 | 920 |
| KLAMATH | 923 | 763 | 1,091 | 1,070 | 1,135 |
| LAKE | 49 | 61 | 59 | 57 | 65 |
| LANE | 3,881 | 3,918 | 4,168 | 4,529 | 4,855 |
| LINCOLN | 677 | 727 | 677 | 733 | 722 |
| LINN | 1,858 | 1,738 | 1,848 | 1,809 | 1,773 |
| MALHEUR | 526 | 552 | 586 | 743 | 667 |
| MARION | 4,381 | 4,550 | 4,811 | 5,453 | 5,044 |
| MORROW | 151 | 139 | 148 | 181 | 135 |
| MULTNOMAH | 18,021 | 18,169 | 18,270 | 18,531 | 18,194 |
| POLK | 872 | 807 | 970 | 996 | 912 |
| SHERMAN | 14 | 19 | 20 | 33 | 31 |
| TILLAMOOK | 230 | 273 | 255 | 293 | 315 |
| UMATILLA ** | 761 | 788 | 927 | 796 | 1,136 |
| UNION | 294 | 316 | 309 | 239 | 278 |
| WALLOWA | 43 | 53 | 144 | 59 | 47 |
| WASCO | 351 | 345 | 418 | 374 | 304 |
| WASHINGTON | 3,208 | 3,586 | 3,325 | 3,481 | 3,410 |
| WHEELER | 3 | 20 | 12 | 22 | 12 |
| YAMHILL | 1,167 | 1,078 | 1,179 | 1,251 | 1,297 |
| TOTAL | 49,246 | 50,928 | 53,117 | 54,656 | 54,830 |

** Umatilla County - Pendleton Police Department submitted no reports for 1991, 1992, 1993 or 1994, but resumed reporting for 1995.

STATEWIDE TEN YEAR OFFENSE, POPULATION and RATE PROFILE

| YEAR | POPULATION | CRIMES AGAINST PERSONS | RATE PER 10,000 POPULATION |
|-------------|-------------------|-------------------------------|-----------------------------------|
| 1986 | 2,659,500 | 46,745 | 175.8 |
| 1987 | 2,690,000 | 44,660 | 166.0 |
| 1988 | 2,741,000 | 45,286 | 165.2 |
| 1989 | 2,791,000 | 46,786 | 167.6 |
| 1990 | 2,844,000 | 48,840 | 171.7 |
| 1991 | 2,930,000 | 49,246 | 168.1 |
| 1992 | 2,979,000 | 50,928 | 171.0 |
| 1993 | 3,038,000 | 53,117 | 174.8 |
| 1994 | 3,082,000 | 54,656 | 177.3 |
| 1995 | 3,132,000 | 54,830 | 175.1 |

STATEWIDE FIVE YEAR OFFENSES by FORCE ELEMENT

| OFFENSES by FORCE ELEMENT, 1991 THROUGH 1995 | | | | | | | | | | |
|--|------|-----------------|-------------------|-----------------|-------------------|------------------|-----------------|-------------------|------------------|--------------------|
| Classification | Year | WEAPON TOTAL | KNIFE/ CUTTING | OTHER WEAPON | PHYSICAL FORCE | FIREARM TOTAL | Firearm by Type | | | |
| | | | | | | | Hand Gun | Rifle/ Shotgun | Other Firearm | Unknown Firearm |
| Murder | 91 | 129 | 34 | 32 | 8 | 55 | 42 | 10 | 0 | 3 |
| | 92 | 137 | 19 | 43 | 15 | 60 | 36 | 19 | 0 | 5 |
| | 93 | 141 | 30 | 27 | 9 | 75 | 57 | 14 | 0 | 4 |
| | 94 | 148 | 30 | 15 | 7 | 96 | 67 | 21 | 0 | 8 |
| | 95 | 126 | 20 | 26 | 7 | 73 | 60 | 13 | 0 | 0 |
| Negligent Homicide * | 91 | 6 | 0 | 1 | 0 | 5 | 2 | 3 | 0 | 0 |
| | 92 | 11 | 0 | 1 | 0 | 10 | 3 | 7 | 0 | 0 |
| | 93 | 5 | 0 | 1 | 0 | 4 | 2 | 2 | 0 | 0 |
| | 93 | 16 | 0 | 7 | 1 | 8 | 3 | 5 | 0 | 0 |
| | 95 | 12 | | 7 | 1 | 4 | 2 | 2 | | |
| Forcible Rape | 91 | 1,552 | 98 | 42 | 1,371 | 41 | 31 | 7 | 2 | 1 |
| | 92 | 1,566 | 111 | 49 | 1,345 | 61 | 44 | 3 | 3 | 11 |
| | 93 | 1,544 | 74 | 51 | 1,374 | 45 | 37 | 4 | 0 | 4 |
| | 94 | 1,348 | 76 | 37 | 1,177 | 58 | 43 | 3 | 1 | 11 |
| | 95 | 1,272 | 57 | 42 | 1,121 | 52 | 43 | 1 | 3 | 5 |
| Robbery | 91 | 4,404 | 581 | 360 | 2,197 | 1,266 | 913 | 51 | 33 | 269 |
| | 92 | 4,518 | 599 | 374 | 2,123 | 1,422 | 970 | 88 | 38 | 326 |
| | 93 | 3,945 | 458 | 354 | 1,883 | 1,250 | 894 | 64 | 23 | 269 |
| | 94 | 4,272 | 449 | 380 | 1,920 | 1,523 | 1,059 | 81 | 32 | 351 |
| | 95 | 4,302 | 466 | 361 | 2,168 | 1,307 | 906 | 56 | 59 | 286 |
| Aggravated Assault | 91 | 8,671 | 1,603 | 2,865 | 2,400 | 1,803 | 980 | 380 | 245 | 198 |
| | 92 | 8,917 | 1,548 | 2,920 | 2,421 | 2,028 | 1,050 | 377 | 290 | 311 |
| | 93 | 9,579 | 1,554 | 3,249 | 2,501 | 2,275 | 1,228 | 370 | 286 | 391 |
| | 94 | 10,445 | 1,742 | 3,456 | 2,631 | 2,616 | 1,455 | 508 | 254 | 399 |
| | 95 | 10,430 | 1,736 | 3,468 | 2,919 | 2,307 | 1,348 | 343 | 232 | 384 |
| TOTALS | 91 | 14,762 | 2,316 | 3,300 | 5,976 | 3,170 | 1,968 | 451 | 280 | 471 |
| | 92 | 15,149 | 2,277 | 3,387 | 5,904 | 3,581 | 2,103 | 494 | 331 | 653 |
| | 93 | 15,214 | 2,116 | 3,682 | 5,767 | 3,649 | 2,218 | 454 | 309 | 668 |
| | 94 | 16,229 | 2,297 | 3,895 | 5,736 | 4,301 | 2,627 | 618 | 287 | 769 |
| | 95 | 16,142 | 2,279 | 3,904 | 6,216 | 3,743 | 2,359 | 415 | 294 | 675 |

* Negligent Homicide offenses does not include vehicular deaths.

1995 Data in this table does not include Douglas County Sheriff's Department or Hillsboro Police Department

STATEWIDE HOMICIDE VICTIMS by SEX, RACE and WEAPON

| YEAR | TOTAL | SEX | | RACE | | | | | | WEAPON | | | | | | | |
|------|-------|------|--------|-------|-------|--------|-------|-------|-----|----------|-------|----------|---------|-------|-----------|----------------|--------------|
| | | MALE | FEMALE | WHITE | BLACK | INDIAN | HISP. | ASIAN | UNK | HAND-GUN | RIFLE | SHOT-GUN | GUN-UNK | KNIFE | BLUNT OBJ | PHYSICAL FORCE | OTHER WEAPON |
| 1986 | 175 | 111 | 64 | 141 | 9 | 6 | 18 | | 1 | 61 | 18 | 7 | 2 | 35 | 16 | 20 | 16 |
| 1987 | 154 | 99 | 55 | 115 | 13 | 6 | 15 | 5 | | 37 | 16 | 8 | 1 | 41 | 17 | 12 | 22 |
| 1988 | 140 | 88 | 52 | 110 | 19 | 1 | 7 | 3 | | 48 | 11 | 7 | 3 | 27 | 10 | 10 | 24 |
| 1989 | 128 | 74 | 54 | 101 | 12 | 3 | 9 | 3 | | 38 | 13 | 13 | 1 | 23 | 16 | 4 | 20 |
| 1990 | 110 | 76 | 34 | 83 | 13 | 3 | 7 | 4 | | 39 | 10 | 6 | | 13 | 12 | 3 | 27 |
| 1991 | 129 | 80 | 49 | 89 | 23 | 3 | 12 | 2 | | 42 | 5 | 5 | 3 | 34 | 11 | 8 | 21 |
| 1992 | 137 | 80 | 57 | 108 | 12 | 2 | 12 | 3 | | 36 | 14 | 5 | 5 | 19 | 15 | 15 | 28 |
| 1993 | 141 | 96 | 45 | 98 | 19 | 2 | 13 | 8 | 1 | 57 | 7 | 7 | 4 | 30 | 9 | 9 | 18 |
| 1994 | 148 | 95 | 53 | 110 | 23 | 1 | 13 | | 1 | 67 | 13 | 8 | 8 | 30 | 7 | 7 | 8 |
| 1995 | 129 | 86 | 43 | 85 | 21 | 3 | 18 | 2 | | 60 | 7 | 6 | | 21 | 14 | 7 | 14 |

OTHER WEAPONS INCLUDE:

Arson, Asphyxiation, Drowning, Poison, Strangle, etc. and Unknown

ASIAN INCLUDES:

Chinese, Japanese, Vietnamese and Asian or Pacific Islander

STATEWIDE NEGLIGENT HOMICIDE by TYPE

NEGLIGENT HOMICIDE - Killing through gross negligence. Limited to "non-traffic" type of circumstances only.

| | 1986 | 1987 | 1988 | 1989 | 1990 | 1991 | 1992 | 1993 | 1994 | 1995 |
|--|----------|----------|----------|----------|----------|----------|-----------|----------|-----------|-----------|
| Victim shot while hunting | | 3 | 1 | | 2 | | 6 | | | 1 |
| Gun cleaning death other than self inflicted | | | | 1 | 1 | | | | | |
| Children playing with gun | 1 | 2 | 1 | 2 | 1 | 2 | 1 | 2 | 1 | 2 |
| Other negligent handling of a gun | 2 | 1 | 4 | 5 | | 2 | 2 | 2 | 7 | 2 |
| All other manslaughter by negligence | 2 | 3 | 1 | 1 | | 2 | 2 | 1 | 8 | 8 |
| NEGLIGENT HOMICIDE TOTAL | 5 | 9 | 7 | 9 | 4 | 6 | 11 | 5 | 16 | 13 |

| HOMICIDES - STATE OF OREGON by COUNTY | | | | | | | | | | |
|---------------------------------------|------|------|------|------|------|------|------|------|------|------|
| | 1986 | 1987 | 1988 | 1989 | 1990 | 1991 | 1992 | 1993 | 1994 | 1995 |
| BAKER | 1 | | 1 | | | | 1 | | | |
| BENTON | 1 | 1 | | 3 | 2 | | 1 | 1 | 3 | 2 |
| CLACKAMAS | 12 | 16 | 11 | 9 | 5 | 10 | 7 | 11 | 9 | 5 |
| CLATSOP | 2 | 1 | 3 | 1 | | 3 | | 2 | | 1 |
| COLUMBIA | | 1 | 4 | 1 | 1 | 1 | 5 | 1 | | 1 |
| COOS | 3 | 4 | 5 | 1 | 3 | 7 | 2 | 1 | 4 | 1 |
| CROOK | 1 | | | | | 1 | 1 | | 1 | |
| CURRY | 1 | 2 | | | | 2 | 1 | | 2 | |
| DESCHUTES | 8 | 4 | 3 | 2 | 4 | | 4 | 1 | 2 | 2 |
| DOUGLAS | 4 | 2 | 3 | 3 | 4 | 10 | 2 | 6 | 4 | 3 |
| GILLIAM | | | | | | | | | | |
| GRANT | 1 | | | 2 | 1 | | 3 | 1 | | |
| HARNEY | 2 | | | | | | | | | |
| HOOD RIVER | 2 | | | | | | | 1 | 2 | |
| JACKSON | 6 | 3 | 6 | 5 | 5 | 2 | 5 | 4 | 6 | 9 |
| JEFFERSON | | | | 1 | | | 2 | 1 | | |
| JOSEPHINE | 6 | 2 | 9 | 2 | 4 | 4 | 4 | 4 | 3 | 7 |
| KLAMATH | 8 | 7 | 2 | 8 | 3 | 2 | 3 | 5 | 4 | 3 |
| LAKE | 1 | | | | | | 1 | 1 | | |
| LANE | 16 | 9 | 12 | 11 | 5 | 4 | 10 | 6 | 5 | 12 |
| LINCOLN | | | 4 | 1 | 1 | | 2 | 2 | 1 | 5 |
| LINN | 2 | 3 | 2 | 5 | 2 | | 2 | 2 | 5 | 3 |
| MALHEUR | 1 | | | 1 | 1 | 1 | 2 | | | |
| MARION | 17 | 10 | 10 | 5 | 9 | 9 | 19 | 14 | 15 | 15 |
| MORROW | | | | 2 | | | | | | 1 |
| MULTNOMAH | 53 | 72 | 53 | 48 | 42 | 56 | 46 | 61 | 60 | 47 |
| POLK | 2 | 3 | 1 | 4 | 3 | | 1 | 1 | 3 | 3 |
| SHERMAN | | | | 1 | | | | | | |
| TILLAMOOK | 4 | 3 | | 3 | | | | 1 | | |
| UMATILLA ** | 5 | 2 | 3 | 2 | 5 | | 2 | 1 | 3 | 2 |
| UNION | 2 | 1 | 1 | 1 | 1 | 1 | | 3 | 2 | 1 |
| WALLOWA | | | | | | | | | | |
| WASCO | | 3 | | 1 | | 7 | | | 1 | |
| WASHINGTON | 12 | 4 | 3 | 4 | 7 | 7 | 8 | 9 | 11 | 6 |
| WHEELER | | | | | | | | | 1 | |
| YAMHILL | 2 | 1 | 4 | 1 | 2 | 2 | 3 | 1 | 1 | |
| TOTAL | 175 | 154 | 140 | 128 | 110 | 129 | 137 | 141 | 148 | 129 |

| OTHER SEX CRIMES by TYPE and VICTIM 1994 & 1995 | | | | | | | | |
|---|----------------------|------|------------------------|-------|-------------------------|-------|---------------------------|-------|
| TYPE | VICTIM ADULT MALE | | VICTIM ADULT FEMALE | | VICTIM JUVENILE MALE | | VICTIM JUVENILE FEMALE | |
| | 1994 | 1995 | 1994 | 1995 | 1994 | 1995 | 1994 | 1995 |
| Non-Force Rape | 5 | 3 | 51 | 48 | 31 | 28 | 408 | 372 |
| Contrib. to Sex Delinq. | 2 | 4 | 4 | 9 | 62 | 32 | 167 | 161 |
| Physical Molest | 42 | 55 | 493 | 367 | 573 | 552 | 2,453 | 2,198 |
| Obscene Phone Call | 18 | 22 | 239 | 154 | 5 | 5 | 28 | 17 |
| Incest | 3 | 4 | 4 | 11 | 20 | 14 | 94 | 50 |
| Indecent Exposure | 184 | 159 | 432 | 403 | 41 | 33 | 222 | 223 |
| Forcible Sodomy | 31 | 29 | 125 | 141 | 237 | 217 | 312 | 239 |
| Non-Force Sodomy | 11 | 5 | 9 | 9 | 66 | 47 | 86 | 103 |
| Other Sex Crimes | 46 | 34 | 171 | 153 | 116 | 101 | 347 | 332 |
| TOTAL | 342 | 315 | 1,528 | 1,295 | 1,151 | 1,029 | 4,117 | 3,695 |

1995 Data in this table does not include Douglas County Sheriff's Department or Hillsboro Police Department