

**STATE OF OREGON**  
**REPORT OF**  
**CRIMINAL OFFENSES and ARRESTS**  
**1995**

This report was prepared from information provided through the Oregon Uniform Crime Reporting program by Oregon Law Enforcement Agencies for 1995.

Notes regarding missing data:

Typically, some tables in the report will contain footnotes regarding data which was not reported or not available for various reasons. The 1995 report includes several footnotes for two agencies which are normally complete in all respects. These are the Douglas County Sheriff's Department in Douglas County and the Hillsboro Police Department in Washington County. Both of these agencies made changes to their automated information systems in anticipation of being able to report using new published State standards and formats. LEDS was unable to implement the new central reporting system as planned and, therefore, was unable to accept data from Douglas County and Hillsboro in the new format. These two agencies then implemented extra procedures to provide summary level arrest and offense data from their systems for this annual report. Data for some of the more detailed tables could not be effectively included and, where appropriate, these tables have been footnoted.

Additional information relating to this report or the Oregon Uniform Crime Reporting program may be obtained by contacting:

Law Enforcement Data System  
400 Public Service Building  
Salem, Oregon 97310  
(503) 378-3057

August 1996

# TABLE OF CONTENTS

	Page
<b>INTRODUCTION</b> .....	vii
<b>SECTION - 1 STATEWIDE SUMMARY</b> .....	1-1
Summary .....	1-3
1995 Criminal Offenses by Population Center .....	1-5
Chart - Total Reported Offenses - January through December 1995 .....	1-6
Reported Offenses .....	1-7
Map - Oregon County Map .....	1-8
County Five Year Profile of Total Crimes .....	1-9
Chart - Total Reported Arrests - January through December 1995 .....	1-10
Reported Arrests .....	1-11
Index Crime Offenses .....	1-12
Chart - Total Reported Index Crime Offenses .....	1-12
Index Crime Arrests.....	1-13
Chart - Total reported Index Crime Arrests .....	1-13
Map - Oregon County Map.....	1-14
County Five Year Profile of Index Crime .....	1-15
Statewide Offenses by Month, 1995 .....	1-16
Statewide Offenses by Day of Week , 1995 .....	1-17
Statewide Offenses by Type of Location, 1995 .....	1-18
Statewide Offenses by Time of Occurrence, 1995 .....	1-19

Report of Criminal Offenses Motivated by Prejudice  
January through December 1995 ..... 1-21

    Oregon Bias Crime Statistics Summary  
    January through December 1995 ..... 1-23

    Chart - Bias Crime Total by Month January through December 1995  
    Compared to January through December 1994 ..... 1-24

    Chart - Bias Crime by Type of Prejudice January through December 1995  
    Compared to January through December 1994 ..... 1-24

    Reported Incidents by Month ..... 1-25

    Reported Incidents by Type of Crime ..... 1-25

    Reported Incidents by Type of Prejudice ..... 1-25

    Number and Description of Victims ..... 1-27

    Number and Description of Offenders ..... 1-27

    Chart - Crimes Motivated by Prejudice by County  
    January through December 1994 and 1995 ..... 1-28

    Reported Incidents by County of Occurrence ..... 1-29

Domestic Disturbance Reporting January through December 1995 ..... 1-31

    Domestic Disturbance Reporting Summary  
    January through December 1995 ..... 1-33

    Oregon Domestic Disturbance Reported Incidents by County and Type . 1-34

**SECTION - 2 STATEWIDE CRIMES AGAINST PERSONS****OFFENSE and ARREST PROFILE .....2-1**

Oregon Crime Clock .....2-3

Chart - Statewide Crimes Against Persons, 1995 .....2-4

Statewide Crimes Against Persons, 1995  
Offenses, Arrests and Property Loss by Crime .....2-5

Map - Oregon County Map .....2-6

County Five Year Profile of Crimes Against Persons .....2-7

Statewide Ten Year Offense, Population and Rate Profile .....2-8

Statewide Five Year Offenses by Force Element .....2-9

Statewide Homicide Victims by Sex, Race and Weapon .....2-10

Statewide Negligent Homicide by Type .....2-10

Homicides - State of Oregon by County .....2-11

Other Sex Crimes by Type and Victim 1994 &amp; 1995 .....2-12

**SECTION - 3 STATEWIDE CRIMES AGAINST PROPERTY****OFFENSE and ARREST PROFILE .....3-1**

Oregon Crime Clock.....3-3

Chart - Statewide Crimes Against Property, 1995 .....3-4

Statewide Crimes Against Property, 1995  
Offense, Arrests and Property Loss by Crime .....3-5

County Five Year Profile of Crimes Against Property .....3-6

Statewide Ten Year Offense, Population and Rate Profile .....3-7

**SECTION - 4 STATEWIDE BEHAVIORAL CRIMES****OFFENSE and ARREST PROFILE ..... 4-1**

Oregon Crime Clock ..... 4-3

Chart - Statewide Behavioral Crimes, 1995 ..... 4-4

Statewide Behavioral Crimes, 1995  
Offenses, Arrests and Property Loss by Crime ..... 4-5

Map - Oregon County Map ..... 4-6

County Five Year Profile of Behavioral Crimes ..... 4-7

Statewide Ten Year Offense, Population and Rate Profile ..... 4-8

Statewide Drug Law Offenses by Type of Drug and Activity, 1995 ..... 4-9

Statewide Drug Law Arrests by Type of Drug and Activity, 1995 ..... 4-9

Drug Offenses by County and Type, 1995 ..... 4-10

Drug Arrests by County and Type, 1995 ..... 4-11

Map - Oregon County Map ..... 4-12

Drug Offenses by County 1991 through 1995 ..... 4-13

D. U. I. I. Offenses by County 1991 through 1995 ..... 4-14

D. U. I. I. Offenses Distributed by County and Major Population Center, 1995 ... 4-15

**SECTION - 5 STATEWIDE REGULATORY OFFENSES****TRAFFIC CRIME, FISH & GAME, and MARINE VIOLATIONS ..... 5-1**

Statewide Offense and Arrest Summary ..... 5-3

Map - Oregon County Map ..... 5-4

Traffic Crime Offenses by County, 1995 ..... 5-5

Fish &amp; Game Offenses by County, 1995 ..... 5-6

Marine Violations Offenses by County, 1995 ..... 5-7

	<b>Page</b>
<b>SECTION - 6 STATEWIDE ARREST INFORMATION</b> .....	6-1
Number of Arrests by Age - State of Oregon, 1995 .....	6-3
Number of Male Arrests by Age - State of Oregon, 1995 .....	6-4
Number of Female Arrests by Age - State of Oregon, 1995 .....	6-5
Number of Arrests by Race - State of Oregon, 1995 .....	6-7
Map - Oregon County Map .....	6-8
State of Oregon Arrests by Race & County, 1995 .....	6-9
Total Arrests for Crimes Against Persons by Race & County, 1995 .....	6-10
Total Arrests for Crimes Against Property by Race & County, 1995 .....	6-11
Total Arrests for Behavioral Crimes by Race & County, 1995 .....	6-12
 <b>SECTION - 7 STATEWIDE LAW ENFORCEMENT EMPLOYEES and OFFICER ASSAULTED INFORMATION</b> .....	 7-1
Law Enforcement Employees - Statewide, 1995 .....	7-3
Law Enforcement Employees - History .....	7-3
Law Enforcement Employees by Department with Officer Assault, 1995 .....	7-4
Statewide Officer Assault, 1995 .....	7-15
 <b>SECTION - 8 AGENCY SUMMARY and DETAIL TABLES</b> .....	 8-1
 <b>SECTION - 9 ABBREVIATED CRIME REPORTING DEFINITIONS</b> .....	 9-1
Crimes Against Persons .....	9-3
Crimes Against Property .....	9-4
Behavioral Crimes .....	9-5



## INTRODUCTION

The Oregon Uniform Crime Reporting (OUCR) program presents information in offense and arrest groupings of **Crimes Against Persons**, **Crimes Against Property** and **Behavioral Crimes**.

The offense groups are described below.

**Crimes Against Persons:** Criminal offenses where the victim is present and the act is violent, threatening or has the potential of being physically harmful.

Willful Murder	Kidnapping
Negligent Homicide	Robbery
Rape	Aggravated Assault
Other Sex Crimes	Simple Assault

**Crimes Against Property:** Criminal offenses that involve taking something of value by theft or deception or the destruction of property.

Burglary	Fraud
Larceny	Embezzlement
Motor Vehicle Theft	Stolen Property (Buy, Sell, Possess)
Arson	Vandalism
Forgery/Counterfeit	

**Behavioral Crimes:** Crimes that represent society's prohibitions on engaging in certain types of activity such as criminal offenses that violate laws relating to personal conduct, responsibility and public order. Although not necessarily violent or property offenses in themselves, they may often contribute to other criminal acts.

Weapons Regulation Laws	Liquor Laws
Prostitution	Disorderly Conduct
Drug Laws	All Other Offenses (Except Traffic)
Gambling	Curfew
Offenses Against Family	Runaway Juveniles
D. U. I. I.	

**Traffic Crime, Fish & Game, and Marine Violations:** These three areas will be shown separately and are not included in crime totals listed above.





**SECTION 1**  
**STATEWIDE SUMMARY**

This section presents an overview of Statewide Statistics  
relating to criminal Offenses and Arrests for 1995



## **SUMMARY**

### **CRIME IN OREGON**

Crime in Oregon increased 4.8% in 1995 when compared to 1994. Crime increased in 26 of the 36 counties in Oregon

Crime in the five major populated counties is depicted in this summary as a visual overview of crime in Oregon. The counties of Clackamas, Lane, Marion, Multnomah and Washington represent 59.5% of the State's population. These 5 counties reported 60.3% of the total crime in Oregon and 64.3% of the total Crimes Against Persons.

### **OREGON POPULATION**

Population estimates for Oregon are provided by the Center of Population Research and Census, Portland State University. Total Oregon population for 1995 Statistics is 3,132,000.

### **CRIMES AGAINST PERSONS**

Crimes Against Persons increased 0.3% from 1994 to 1995.

#### **INCREASES REPORTED:**

Robbery, Aggravated Assault and Simple Assault all reported increases.

#### **DECREASES REPORTED:**

Willful Homicide, Negligent Homicide, Rape, Other Sex Crimes, and Kidnapping all reported decreases.

There were 6 fewer Bank Robberies reported in 1995 compared to 1994.

### **CRIMES AGAINST PROPERTY**

Crimes Against Property increased 5.9% from 1994 to 1995.

#### **INCREASES REPORTED:**

Burglary, Larceny, Motor Vehicle Theft, Arson, Forgery/Counterfeiting, Fraud, Embezzlement, and Stolen Property Offenses (Possession, buy, sell) and Vandalism all reported increases.

## **BEHAVIORAL CRIMES**

Behavioral Crimes increased 4.4% from 1994 to 1995.

### **INCREASES REPORTED:**

Weapons Offenses, Prostitution, Drug Laws, Gambling, Offenses Against Family, DUII, "All Other", and Curfew, all reported increases.

### **DECREASES REPORTED:**

Liquor Laws, Disorderly Conduct, and Runaway all reported decreases.

## **INDEX CRIME RATE**

The Index Crime Rate for 1995 was 666.5 crimes per 10,000 population. This is a 4.7% increase from the rate of 636.4 for 1994. These rates are based on estimated population of 3,132,000 for 1995 and 3,082,000 for 1994.

## **ARRESTS IN OREGON**

Arrests = 163,925 (This excludes arrests for Traffic Crime, Fish & Game, or Marine)

The total number of arrests increased 6.4%

Arrests of Males increased 4.8%

Arrests of Females increased 10.4%

Arrests of Adults (persons 18 years and older) increased 7.4%

Arrests of Juveniles (persons 17 years and younger) increased 3.8%

The increase in arrests of juveniles is reflected in all categories of crime and most geographical areas of the state.

The increase in arrests of adults is reflected in all categories of crime.

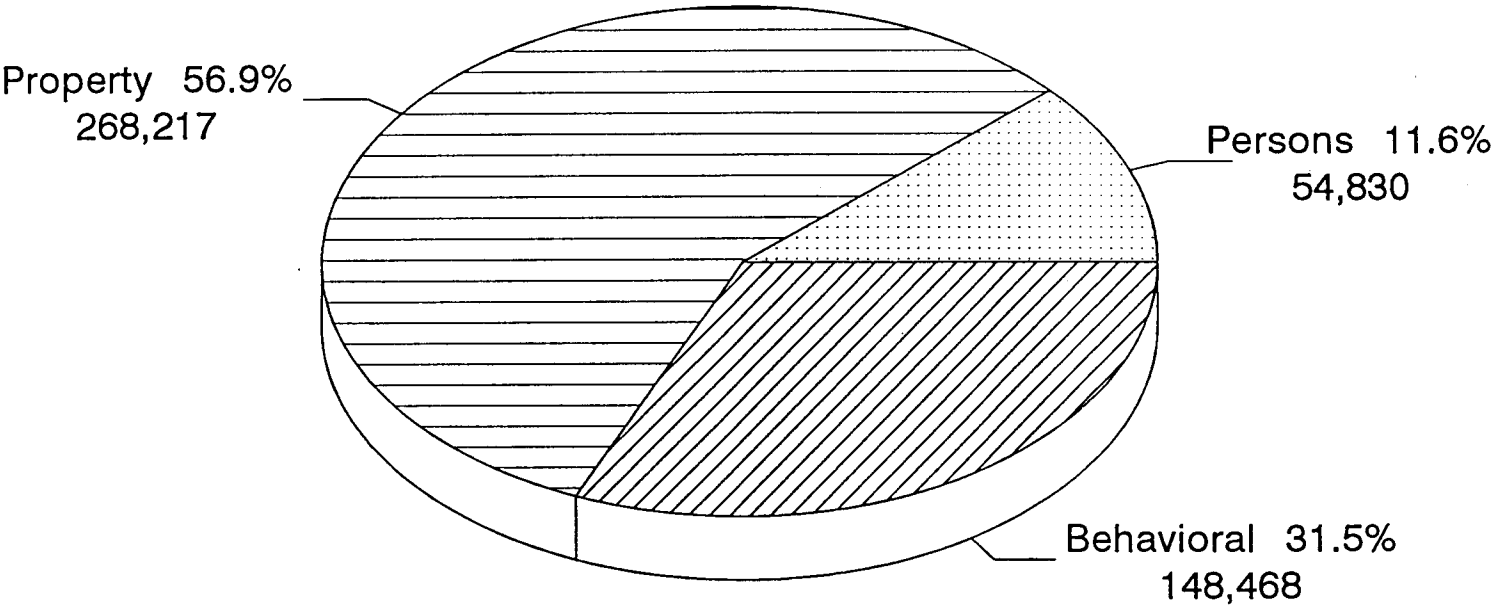
## **1995 CRIMINAL OFFENSES by POPULATION CENTER**

The cities of Portland, Salem and Eugene, combined have 23.4% of the Oregon population and reported 38.0% of the Crimes Against Persons, 34.5% of the Crimes Against Property, 25.3% of Behavioral Crimes and 32.0% of the Crime Total.

Multnomah, Clackamas, Washington, Marion and Lane Counties contain 59.5% of the State's population and reported 60.3% of the Crime Total.

**TOTAL REPORTED OFFENSES**  
**January through December 1995**

---



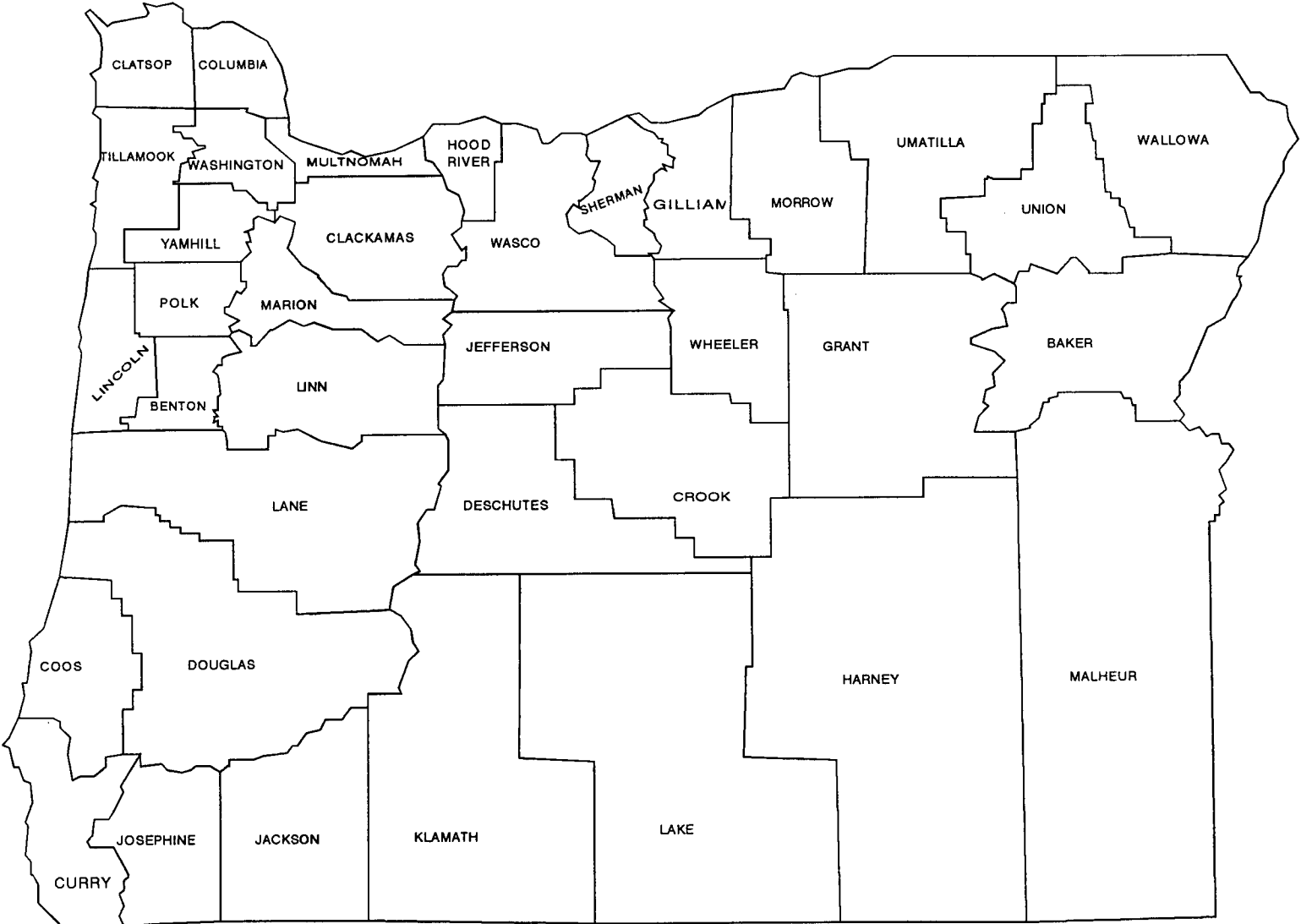
Total Offenses = 471,515

<b>REPORTED OFFENSES</b>					
	<b>1994</b>	<b>1995</b>	<b>PERCENT CHANGE</b>	<b>RATE PER 10,000</b>	
				<b>1994</b>	<b>1995</b>
<b>CRIMES AGAINST PERSONS</b>					
Willful Murder *	148	129	-12.8%	0.5	0.4
Negligent Homicide (1)	16	13	-18.8%	0.1	0.0
Forcible Rape *	1,348	1,312	-2.7%	4.4	4.2
Other Sex Offenses	7,138	6,463	-9.5%	23.2	20.6
Kidnapping	678	652	-3.8%	2.2	2.1
Robbery *	4,272	4,400	3.0%	13.9	14.0
Aggravated Assault *	10,445	10,568	1.2%	33.9	33.7
Simple Assault	30,611	31,293	2.2%	99.3	99.9
<b>TOTAL</b>	<b>54,656</b>	<b>54,830</b>	<b>0.3%</b>	<b>177.3</b>	<b>175.1</b>
<b>CRIMES AGAINST PROPERTY</b>					
Burglary *	33,914	34,739	2.4%	110.0	110.9
Larceny *	122,059	133,202	9.1%	396.0	425.3
Motor Vehicle Theft *	22,247	22,642	1.8%	72.2	72.3
Arson *	1,705	1,767	3.6%	5.5	5.6
Forgery/Counterfeiting	10,147	11,634	14.7%	32.9	37.1
Fraud	11,363	11,683	2.8%	36.9	37.3
Embezzlement	514	558	8.6%	1.7	1.8
Stolen Property	631	821	30.1%	2.0	2.6
Vandalism	50,589	51,171	1.2%	164.1	163.4
<b>TOTAL</b>	<b>253,169</b>	<b>268,217</b>	<b>5.9%</b>	<b>821.4</b>	<b>856.4</b>
<b>BEHAVIORAL CRIMES</b>					
Weapon Laws	4,756	5,139	8.1%	15.4	16.4
Prostitution	706	780	10.5%	2.3	2.5
Drug Laws	16,226	18,831	16.1%	52.6	60.1
Gambling	23	35	52.2%	0.1	0.1
Crimes Against Family	2,114	2,605	23.2%	6.9	8.3
D.U.I.I.	20,095	20,241	0.7%	65.2	64.6
Liquor Laws	11,009	10,534	-4.3%	35.7	33.6
Disorderly Conduct	20,326	19,095	-6.1%	66.0	61.0
All Other (Except Traffic)	44,785	49,079	9.6%	145.3	156.7
Curfew	6,478	6,869	6.0%	21.0	21.9
Runaway Juveniles	15,680	15,260	-2.7%	50.9	48.7
<b>TOTAL</b>	<b>142,198</b>	<b>148,468</b>	<b>4.4%</b>	<b>461.4</b>	<b>474.0</b>
<b>GRAND TOTAL</b>	<b>450,023</b>	<b>471,515</b>	<b>4.8%</b>	<b>1460.2</b>	<b>1505.5</b>
* Index Total	196,138	208,759	6.4%	636.4	666.5
Traffic Crime	25,347	26,623	5.0%	82.2	85.0
Fish & Game Violations	7,284	5,716	-21.5%	23.6	18.3
Marine Violations	1,036	722	-30.3%	3.4	2.3

(1) Negligent Homicide offenses do not include vehicular deaths



# OREGON COUNTY MAP



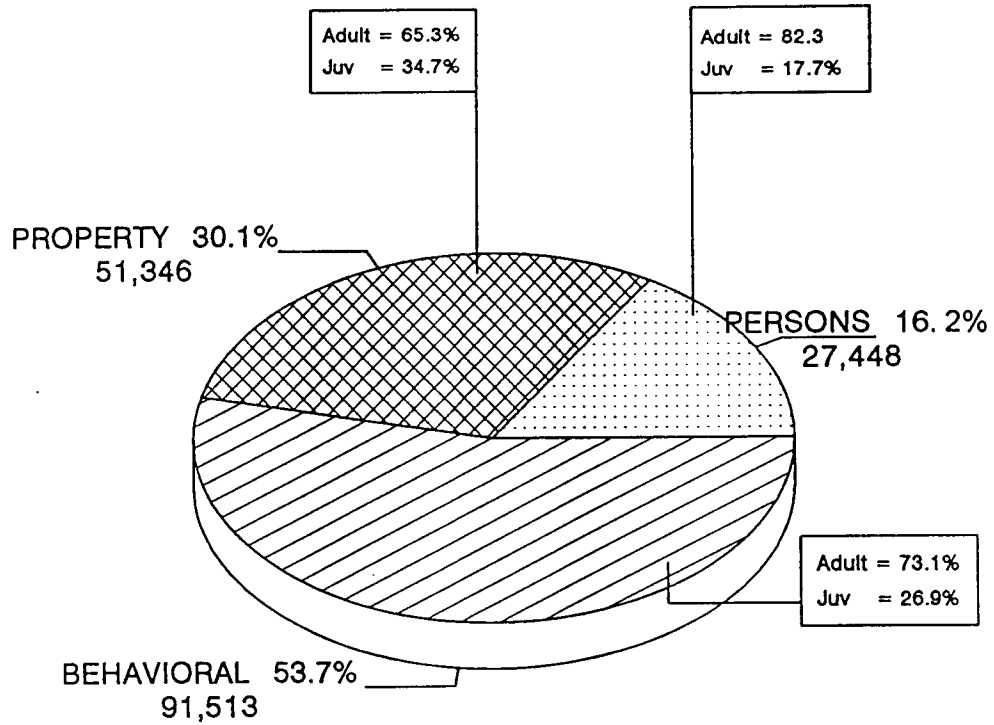
<b>COUNTY FIVE YEAR PROFILE OF TOTAL CRIMES</b>					
	<b>1991</b>	<b>1992</b>	<b>1993</b>	<b>1994</b>	<b>1995</b>
<b>BAKER</b>	2,419	2,184	2,200	2,513	2,584
<b>BENTON</b>	8,382	9,431	9,116	10,518	9,883
<b>CLACKAMAS</b>	27,157	29,597	29,544	30,868	33,079
<b>CLATSOP</b>	5,481	6,192	6,340	6,470	6,781
<b>COLUMBIA</b>	4,038	4,015	4,166	3,795	4,350
<b>COOS</b>	10,285	11,048	10,705	11,014	12,370
<b>CROOK</b>	1,917	1,796	1,960	2,025	2,373
<b>CURRY</b>	2,131	2,192	1,937	1,976	2,230
<b>DESCHUTES</b>	10,435	10,052	10,454	12,063	13,836
<b>DOUGLAS</b>	11,419	12,141	13,026	14,752	13,466
<b>GILLIAM</b>	114	93	82	112	124
<b>GRANT</b>	803	673	693	720	708
<b>HARNEY</b>	463	- 432	514	518	572
<b>HOOD RIVER</b>	1,904	1,937	1,703	1,767	1,947
<b>JACKSON</b>	19,979	21,634	24,398	24,897	22,835
<b>JEFFERSON</b>	1,909	1,912	1,786	2,105	2,664
<b>JOSEPHINE</b>	10,570	11,458	10,421	8,515	8,481
<b>KLAMATH</b>	6,105	4,504	4,990	5,781	6,928
<b>LAKE</b>	429	462	445	460	522
<b>LANE</b>	38,752	36,101	36,595	42,471	45,532
<b>LINCOLN</b>	6,591	6,755	6,529	7,455	7,169
<b>LINN</b>	18,015	17,102	18,552	18,400	20,087
<b>MALHEUR</b>	3,486	3,478	3,775	4,745	4,703
<b>MARION</b>	39,605	42,371	43,388	49,041	51,394
<b>MORROW</b>	923	753	897	1,044	1,099
<b>MULTNOMAH</b>	110,244	109,681	109,092	114,855	117,532
<b>POLK</b>	7,304	7,677	8,234	9,630	9,139
<b>SHERMAN</b>	138	120	169	156	193
<b>TILLAMOOK</b>	2,127	2,380	2,118	2,482	2,629
<b>UMATILLA **</b>	5,799	6,232	5,844	6,155	10,397
<b>UNION</b>	2,749	2,473	2,090	2,190	2,237
<b>WALLOWA</b>	454	510	638	458	514
<b>WASCO</b>	3,429	3,339	3,143	3,906	3,841
<b>WASHINGTON</b>	29,502	31,441	31,511	33,932	37,112
<b>WHEELER</b>	73	110	109	115	128
<b>YAMHILL</b>	10,518	10,887	10,666	12,119	12,076
<b>TOTAL</b>	<b>405,649</b>	<b>413,163</b>	<b>417,830</b>	<b>450,023</b>	<b>471,515</b>

\*\* Umatilla County - Pendleton Police Department submitted no reports for 1991, 1992, 1993 or 1994, but resumed reporting for 1995.

# TOTAL REPORTED ARRESTS

## January through December 1995

---



Total Arrests = 170,307

## REPORTED ARRESTS

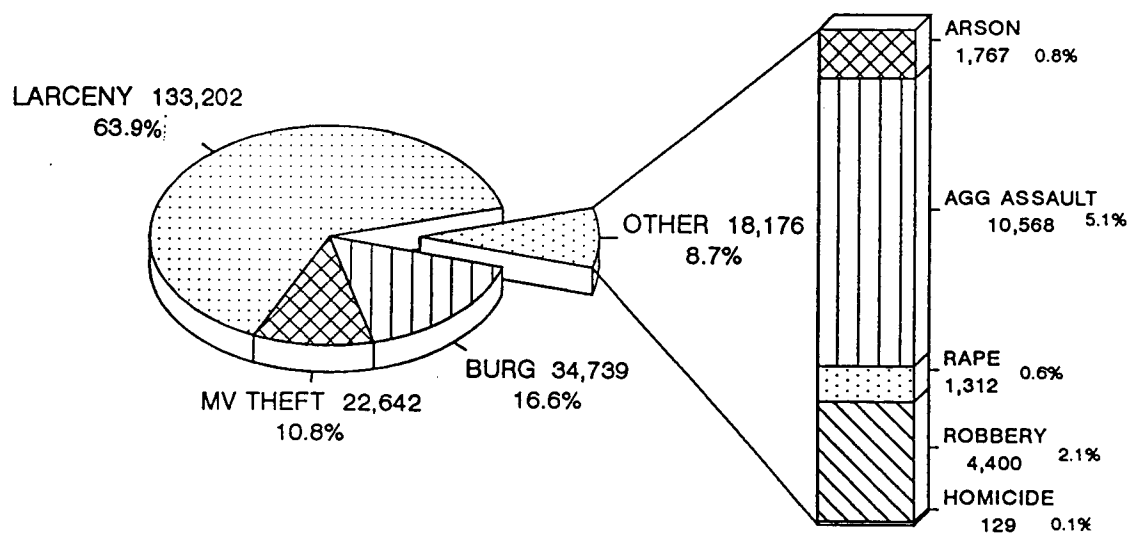
	1994			1995			TOTAL PERCENT CHANGE
	ADULT	JUVENILE	TOTAL	ADULT	JUVENILE	TOTAL	
<b>CRIMES AGAINST PERSONS</b>							
Willful Murder *	169	35	204	148	26	174	-14.7%
Negligent Homicide (1)	24	1	25	28	1	29	16.0%
Forcible Rape *	335	50	385	289	62	351	-8.8%
Other Sex Offenses	1,206	362	1,568	1,149	309	1,458	-7.0%
Kidnapping	85	10	95	141	19	160	68.4%
Robbery *	1,058	421	1,479	1,215	448	1,663	12.4%
Aggravated Assault *	2,188	753	2,941	2,312	776	3,088	5.0%
Simple Assault	17,651	3,456	21,107	17,306	3,219	20,525	-2.8%
<b>TOTAL</b>	<b>22,716</b>	<b>5,088</b>	<b>27,804</b>	<b>22,588</b>	<b>4,860</b>	<b>27,448</b>	<b>-1.3%</b>
<b>CRIMES AGAINST PROPERTY</b>							
Burglary *	2,558	1,973	4,531	2,747	1,907	4,654	2.7%
Larceny *	17,961	10,560	28,521	19,723	10,738	30,461	6.8%
Motor Vehicle Theft *	2,759	1,560	4,319	3,309	1,466	4,775	10.6%
Arson *	146	410	556	238	333	571	2.7%
Forgery/Counterfeiting	1,910	227	2,137	2,447	208	2,655	24.2%
Fraud	1,318	123	1,441	1,540	154	1,694	17.6%
Embezzlement	63	1	64	122	3	125	95.3%
Stolen Property	464	224	688	531	195	726	5.5%
Vandalism	2,790	3,313	6,103	2,847	2,838	5,685	-6.8%
<b>TOTAL</b>	<b>29,969</b>	<b>18,391</b>	<b>48,360</b>	<b>33,504</b>	<b>17,842</b>	<b>51,346</b>	<b>6.2%</b>
<b>BEHAVIORAL CRIMES</b>							
Weapon Laws	2,534	715	3,249	2,745	650	3,395	4.5%
Prostitution	758	13	771	807	11	818	6.1%
Drug Laws	12,418	1,662	14,080	14,390	2,125	16,515	17.3%
Gambling	29	5	34	23	9	32	-5.9%
Crimes Against Family	332	7	339	669	12	681	100.9%
D.U.I.I.	18,492	191	18,683	18,330	212	18,542	-0.8%
Liquor Laws	8,862	3,927	12,789	8,243	4,514	12,757	-0.3%
Disorderly Conduct	3,927	1,133	5,060	4,193	1,266	5,459	7.9%
All Other (Except Traffic)	14,450	5,129	19,579	17,458	6,271	23,729	21.2%
Curfew		4,838	4,838		5,066	5,066	4.7%
Runaway Juveniles		4,532	4,532		4,519	4,519	-0.3%
<b>TOTAL</b>	<b>61,802</b>	<b>22,152</b>	<b>83,954</b>	<b>66,858</b>	<b>24,655</b>	<b>91,513</b>	<b>9.0%</b>
<b>GRAND TOTAL</b>	<b>114,487</b>	<b>45,631</b>	<b>160,118</b>	<b>122,950</b>	<b>47,357</b>	<b>170,307</b>	<b>6.4%</b>
* Index Total	27,174	15,762	42,936	29,981	15,756	45,737	6.5%
Traffic Crime	15,602	682	16,284	16,362	638	17,000	4.4%
Fish & Game Violations	6,379	259	6,638	5,062	244	5,306	-20.1%
Marine Violations	927	32	959	645	28	673	-29.8%

(1) Negligent Homicide arrests include both vehicular and non-vehicular circumstances.

## INDEX CRIME OFFENSES

INDEX			PERCENT CHANGE	RATE PER 10,000	
	1994	1995		1994	1995
Willful Murder	148	129	-12.8%	0.5	0.4
Forcible Rape	1,348	1,312	-2.7%	4.3	4.2
Robbery	4,272	4,400	3.0%	13.6	14.0
Aggravated Assault	10,445	10,568	1.2%	33.3	33.7
Total Violent Index	<u>16,213</u>	<u>16,409</u>	1.2%	<u>51.8</u>	<u>52.4</u>
Burglary	33,914	34,739	2.4%	108.3	110.9
Larceny	122,059	133,202	9.1%	389.7	425.3
Motor Vehicle Theft	22,247	22,642	1.8%	71.0	72.3
Arson	1,705	1,767	3.6%	5.4	5.6
Total Property Index	<u>179,925</u>	<u>192,350</u>	6.9%	<u>574.5</u>	<u>614.1</u>
<b>INDEX TOTAL</b>	<b>196,138</b>	<b>208,759</b>	<b>6.4%</b>	<b>626.2</b>	<b>666.5</b>

### TOTAL REPORTED INDEX CRIME OFFENSES January through December 1995




Total Index Crime = 208,759

# INDEX CRIME ARRESTS

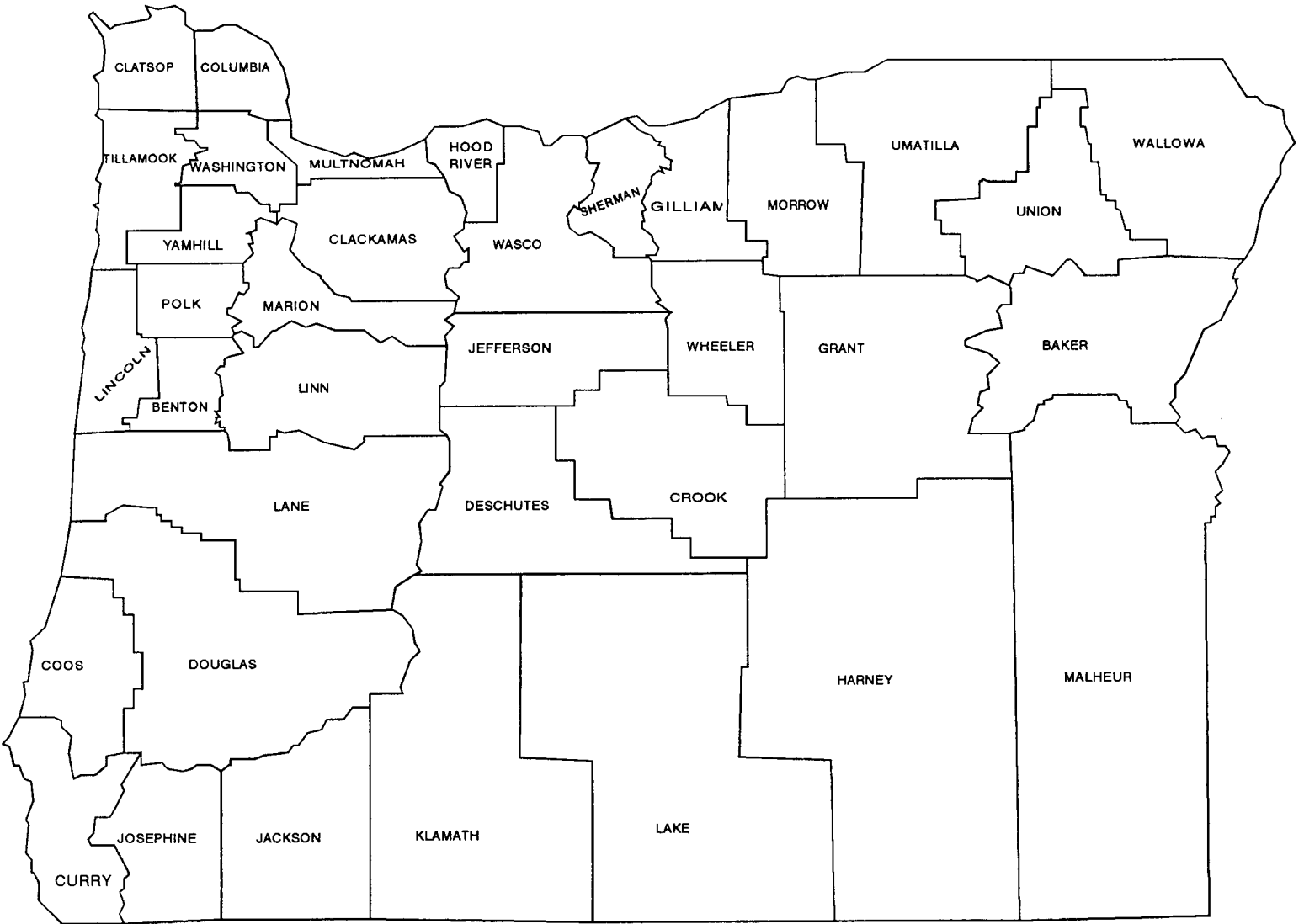
INDEX	1994			1995			PERCENT CHANGE
	ADULT	JUVENILE	TOTAL	ADULT	JUVENILE	TOTAL	
Willful Murder	169	35	204	148	26	174	-14.7%
Forcible Rape	335	50	385	289	62	351	-8.8%
Robbery	1,058	421	1,479	1,215	448	1,663	12.4%
Aggravated Assault	2,188	753	2,941	2,312	776	3,088	5.0%
<b>Total Violent Index</b>	<b>3,750</b>	<b>1,259</b>	<b>5,009</b>	<b>3,964</b>	<b>1,312</b>	<b>5,276</b>	<b>5.3%</b>
Burglary	2,558	1,973	4,531	2,747	1,907	4,654	2.7%
Larceny	17,961	10,560	28,521	19,723	10,738	30,461	6.8%
Motor Vehicle Theft	2,759	1,560	4,319	3,309	1,466	4,775	10.6%
Arson	146	410	556	238	333	571	2.7%
<b>Total Property Index</b>	<b>23,424</b>	<b>14,503</b>	<b>37,927</b>	<b>26,017</b>	<b>14,444</b>	<b>40,461</b>	<b>6.7%</b>
<b>INDEX TOTAL</b>	<b>27,174</b>	<b>15,762</b>	<b>42,936</b>	<b>29,981</b>	<b>15,756</b>	<b>45,737</b>	<b>6.5%</b>

## TOTAL REPORTED INDEX CRIME ARRESTS January through December 1995



Total Index Arrests = 45,737

# OREGON COUNTY MAP



COUNTY FIVE YEAR PROFILE OF INDEX CRIMES					
	1991	1992	1993	1994	1995
BAKER	719	717	752	801	945
BENTON	2,992	3,232	3,156	3,930	3,868
CLACKAMAS	12,909	14,074	14,096	15,165	16,183
CLATSOP	1,471	1,609	1,742	1,675	1,895
COLUMBIA	1,079	1,060	1,175	1,048	1,162
COOS	2,855	2,889	3,250	3,442	3,821
CROOK	543	488	483	630	769
CURRY	774	817	669	558	680
DESCHUTES	4,685	4,442	4,329	4,954	6,020
DOUGLAS	3,779	3,730	3,815	4,724	4,747
GILLIAM	38	30	26	37	31
GRANT	243	232	250	261	230
HARNEY	181	148	236	181	219
HOOD RIVER	721	754	603	676	685
JACKSON	7,319	7,940	9,111	9,975	10,748
JEFFERSON	411	527	525	569	832
JOSEPHINE	2,944	3,429	3,357	3,562	3,825
KLAMATH	2,552	1,723	1,954	2,440	3,160
LAKE	138	129	162	151	180
LANE	16,417	15,847	16,550	20,428	22,418
LINCOLN	2,313	2,368	2,208	2,696	2,601
LINN	5,321	5,576	5,984	7,080	7,297
MALHEUR	1,227	1,131	1,233	1,647	1,517
MARION	15,636	16,445	16,425	19,242	21,549
MORROW	285	286	318	408	363
MULTNOMAH	59,423	60,680	60,353	63,071	63,355
POLK	2,061	2,026	1,990	2,763	2,559
SHERMAN	29	35	53	44	70
TILLAMOOK	659	782	691	879	820
UMATILLA **	2,044	2,310	2,114	2,009	3,021
UNION	870	767	690	788	752
WALLOWA	148	198	180	136	149
WASCO	1,305	1,239	1,176	1,662	1,469
WASHINGTON	13,005	13,720	13,740	15,023	17,051
WHEELER	31	32	26	46	54
YAMHILL	2,723	3,026	2,834	3,437	3,714
<b>TOTAL</b>	<b>169,850</b>	<b>174,438</b>	<b>176,256</b>	<b>196,138</b>	<b>208,759</b>

\*\* Umatilla County - Pendleton Police Department submitted no reports for 1991, 1992, 1993 or 1994, but resumed reporting for 1995.



OUCR ACTUAL OFFENSE VOLUME BY MONTH

CLASSIFICATION OF OFFENSES	JAN	FEB	MAR	APR	MAY	JUN	JUL	AUG	SEP	OCT	NOV	DEC	PRIOR UNF	TOTAL ACTUAL
PART 1 & PART 2														
01. HOMICIDE														111
1. WILLFUL MURDER	9	6	7	9	7	10	2	7	18	9	12	15		16
2. AGGRAVATED MURDER	2				2		1		1	1		9		12
3. NEGL. NON TRAFFIC	4	1	3		2					1	1			
4. TRAFFIC DEATH ARRESTS														
TOTAL	15	7	10	9	11	10	3	7	19	11	13	24		139
02. RAPE (FORCIBLE)													21	1099
1. FORCIBLE	88	81	89	76	105	102	101	115	100	92	91	59	5	199
2. ATTEMPT RAPE-FORCE	12	14	16	19	23	18	17	9	22	18	18	13	26	1298
TOTAL	100	95	105	95	128	120	118	124	122	110	109	72		
03. ROBBERY													3	1606
1. HIGHWAY	137	122	121	103	122	123	141	150	170	149	136	132	1	1135
2. BUSINESS	114	87	105	88	85	91	81	81	92	98	118	95		94
3. SERVICE STATION	7	6	7	8	2	1	3	8	10	9	17	16		332
4. CONVENIENCE STORE	37	43	22	27	13	21	28	27	30	29	33	22		360
5. RESIDENCE	35	35	29	32	34	28	29	26	32	31	19	30		213
6. BANK	14	13	18	14	20	20	23	14	23	18	23	13	6	572
9. OTHER	48	47	44	44	28	50	44	46	59	65	56	41	10	4312
TOTAL	392	353	346	316	304	334	349	352	416	399	402	349		
04. AGGRAVATED ASSAULT													21	10179
1. AGGRAVATED	827	749	800	800	976	857	957	967	946	887	724	689		272
3. ATTEMPTED MURDER	30	18	14	19	25	24	27	34	21	26	17	17	21	10451
TOTAL	857	767	814	819	1001	881	984	1001	967	913	741	706		
05. BURGLARY													33	20802
1. RESIDENCE	1801	1509	1719	1549	1798	1765	1902	1988	1843	1695	1664	1569	5	7590
2. BUSINESS	703	685	786	543	502	626	725	592	579	624	589	636	4	5424
3. OTHER STRUCTURE	590	471	532	512	518	439	467	442	358	390	357	348	42	33816
TOTAL	3094	2665	3037	2604	2818	2830	3094	3022	2780	2709	2610	2553		
06. LARCENY														208
1. PICKPOCKET	15	20	21	12	12	22	12	18	19	14	18	25		321
2. PURSES/NATCH	27	33	30	21	20	26	29	19	31	26	30	29		22721
3. SHOPLIFT	1789	1662	1937	1820	1772	1920	1794	1879	1858	2050	2013	2227	17	34499
4. FROM MOTOR VEHICLES	3203	2633	2836	2620	2692	2673	2779	3085	2863	3003	3137	2975	2	14157
5. MOTOR VEH. PART/ACC.	1318	1064	1124	1068	1057	1108	1240	1350	1043	1174	1366	1245	11	10929
6. BICYCLES	661	651	716	811	955	1152	1340	1475	1151	988	649	380	16	8961
7. FROM PUBLIC BUILDING	858	773	904	796	811	697	619	649	670	756	664	764		533
8. FROM COIN-OP MACHINE	68	42	33	34	27	29	54	27	78	49	43	49	76	38653
9. ALL OTHERS	3257	3070	3353	3104	3432	3477	3522	3561	3243	3049	2696	2889	1231	30982
TOTAL	11196	9948	10954	10286	10778	11104	11389	12063	10956	11109	10616	10583		
07. MOTOR VEHICLE THEFT													45	14525
1. AUTOMOBILES	1557	1253	1479	1279	1145	1084	1274	1179	1073	1150	1056	996	26	6447
2. TRUCKS AND BUSES	624	528	576	588	529	518	498	550	522	490	531	493	3	1010
3. MOTORCYCLES	82	65	67	72	104	92	109	123	91	71	78	56		36
4. SNOWMOBILES	3	7	3	1	2	3	1	2	3	2	4	5		247
9. OTHER VEHICLES	30	22	26	17	25	28	21	26	15	9	13	15	74	22265
TOTAL	2296	1875	2151	1957	1805	1725	1903	1880	1704	1722	1682	1565	46	28626
08. SIMPLE ASSAULT	2456	2332	2298	2438	2691	2570	2824	2579	2462	2150	1953	1873	1	1732
09. ARSON	110	98	123	105	214	158	200	194	200	139	99	92	5	11349
10. FORGERY/COUNTERFEIT	966	1025	1244	953	1044	878	884	1023	926	891	701	814	10	11523
11. FRAUD	1086	1013	1141	921	1074	839	922	1064	1007	843	849	764		557
12. EMBEZZLEMENT	48	36	41	39	40	56	46	37	48	52	60	54	3	788
13. STOLEN PROPERTY	70	79	69	59	68	75	66	46	56	89	63	48	15	49627
14. VANDALISM	4495	3993	4403	3780	3968	3932	4196	4381	3797	4247	4414	4021	6	4967
15. WEAPON LAWS	436	381	409	417	489	412	464	409	411	434	374	331	2	776
16. PROSTITUTION	29	45	105	55	65	81	46	92	97	57	82	22	109	6441
17. SEX CRIMES	544	448	523	609	671	523	662	634	510	492	483	342	6	18339
18. DRUG LAWS	1529	1387	1522	1718	1977	1687	1631	1475	1511	1421	1246	1235		33
19. GAMBLING	2			4	3	9	8	2	1	3		1	23	2583
20. OFF AGAINST FAMILY	205	211	236	239	279	274	234	198	218	189	144	156		19639
21. DRIVING UNDER INFLU	1508	1361	1505	1506	1452	1449	1608	1589	1856	1941	1735	2129		9985
22. LIQUOR LAWS	622	622	699	762	932	913	1029	1079	1040	889	697	701	21	18938
24. DISORDERLY CONDUCT	1633	1537	1654	1468	1699	1723	1819	1763	1615	1531	1251	1245	4	622
25. KIDNAPPING	58	55	52	43	50	64	53	51	60	57	44	35	44	47901
26. ALL OTHER	3759	3514	3828	3766	3926	3989	4459	4381	4772	4342	3685	3480		6586
28. CURFEW	351	409	478	376	508	670	820	1161	550	434	357	472	1	14888
29. RUNAWAY	1467	1349	1424	1259	1399	1115	1123	1095	1311	1348	1146	852		

STATEWIDE OFFENSES by MONTH, 1995  
(Includes offenses which were later unfounded)

Does not include data from Douglas County Sheriffs Department or Hillsboro Police Department

OFFENSE SUMMARY BY DAY OF WEEK

CLASSIFICATION OF ACTIVITY	OFFENSE COUNT	SUNDAY	MONDAY	TUESDAY	WEDNESDAY	THURSDAY	FRIDAY	SATURDAY	UNKNOWN
PART 1 & PART 2									
01. HOMICIDE									
1. WILLFUL MURDER	120	17	16	20	9	10	20	23	5
2. AGGRAVATED MURDER	16	1	1	3	2	3	2	4	
3. NEGL. NON TRAFFIC	12	3	1		1			2	
TOTAL	148	21	18	23	12	13	22	29	5
02. RAPE (FORCIBLE)									
1. FORCIBLE	1136	177	104	123	127	131	134	180	160
2. ATTEMPT RAPE-FORCE	203	28	16	25	33	25	23	32	21
TOTAL	1339	205	120	148	160	156	157	212	181
03. ROBBERY									
1. HIGHWAY	1614	253	226	223	219	216	237	236	4
2. BUSINESS	1140	160	161	145	171	161	167	174	1
3. SERVICE STATION	94	12	16	16	15	9	13	13	
4. CONVENIENCE STORE	332	55	48	43	55	36	38	56	1
5. RESIDENCE	369	52	37	69	47	59	46	53	6
6. BANK	213		54	29	41	37	45	7	
9. OTHER	584	69	74	81	73	92	92	100	3
TOTAL	4346	601	616	606	621	610	638	639	15
04. AGGRAVATED ASSAULT									
1. AGGRAVATED	10293	1670	1362	1327	1285	1361	1463	1745	80
3. ATTEMPTED MURDER	276	57	23	32	36	26	62	39	1
TOTAL	10569	1727	1385	1359	1321	1387	1525	1784	81
05. BURGLARY									
1. RESIDENCE	21126	2315	2714	2664	2717	2752	2833	2417	2714
2. BUSINESS	7640	947	993	968	937	925	972	1002	896
3. OTHER STRUCTURE	5448	684	650	546	601	576	629	599	1163
TOTAL	34214	3946	4357	4178	4255	4253	4434	4018	4773
06. LARCENY									
1. PICKPOCKET	211	25	22	26	18	26	53	40	1
2. PURSES/NATCH	326	36	47	50	54	44	51	44	
3. SHOPLIFT	22773	2891	2926	3048	3225	3369	3553	3633	128
4. FROM MOTOR VEHICLES	34649	4534	4677	4437	4369	4366	4687	4666	2913
5. MOTOR VEH. PART/ACC.	14195	1690	1811	1820	1861	1759	1847	1792	1615
6. BICYCLES	11015	1288	1501	1563	1537	1508	1563	1357	698
7. FROM PUBLIC BUILDING	9038	883	1190	1216	1309	1197	1367	982	894
8. FROM COIN-OP MACHINE	533	63	72	78	77	58	77	63	45
9. ALL OTHERS	39363	3749	4937	4764	4909	4851	5250	4631	6272
TOTAL	132103	15159	17183	17002	17359	17178	18448	17208	12566
07. MOTOR VEHICLE THEFT									
1. AUTOMOBILES	15028	1903	1903	1934	1977	1917	2088	2065	1241
2. TRUCKS AND BUSES	6620	749	817	810	844	804	934	841	821
3. MOTORCYCLES	1024	128	116	134	115	116	102	130	183
4. SNOWMOBILES	37	5	6		2	2	2	4	16
9. OTHER VEHICLES	249	21	28	35	25	28	15	24	73
TOTAL	22958	2806	2870	2913	2963	2867	3141	3064	2334
08. SIMPLE ASSAULT									
09. ARSON	1747	241	230	238	236	270	234	259	39
10. FORGERY/COUNTERFEIT	11378	1060	1594	1660	1749	1704	1714	1197	700
11. FRAUD	11635	1086	1592	1695	1577	1536	1603	1468	1078
12. EMBEZZLEMENT	557	56	69	54	64	45	67	56	146
13. STOLEN PROPERTY	792	68	95	126	124	121	140	82	36
14. VANDALISM	49941	6622	6235	6158	6006	5962	6985	7376	4597
15. WEAPON LAWS	4997	711	631	632	690	753	813	715	52
16. PROSTITUTION	778	81	63	83	144	112	160	133	2
17. SEX CRIMES	6751	759	694	684	769	756	760	668	1661
18. DRUG LAWS	18399	2158	2306	2482	2678	2843	2978	2542	412
19. GAMBLING	33	5	4	4	3	6	5	6	
20. OFF AGAINST FAMILY	2876	331	369	383	427	448	468	320	130
21. DRIVING UNDER INFLU	19639	4062	1862	1814	1839	2199	3037	4825	1
22. LIQUOR LAWS	10049	1695	849	851	969	1130	2068	2404	83
24. DISORDERLY CONDUCT	19453	2811	2530	2536	2498	2511	2880	3091	596
25. KIDNAPPING	648	102	81	91	74	80	97	102	21
26. ALL OTHER	49008	6124	6563	6931	7241	6959	7436	6597	1157
28. CURFEW	6586	1194	717	681	825	846	898	1425	
29. RUNAWAY	14996	1859	2114	2214	2158	2020	2411	1834	386

STATEWIDE OFFENSES BY DAY OF WEEK, 1995  
(Includes offenses which were later unfounded)

Does not include data from Douglas County Sheriffs Department or Hillsboro Police Department

OFFENSES BY PREMISE TYPE

STATEWIDE OFFENSES by TYPE OF LOCATION, 1995  
(Includes offenses which were later unfounded)

	01 HOM	02-17 SEX	03 ROBB	04-08 ASLT	05 BURG	06 LARC	07 MVT	09 ARSON	10-11-12 F/F/E	14 VAND	18 DRUGS	22-24 LQ/DC	OTHER	TOTAL	
10 SINGLE FAMILY RESID.	33	3824	228	14317	15795	13066	1649	262	1147	7706	2256	7132	20628	88043	
11 APT/PLEX/CONDOMINIUM	12	1206	150	6593	4283	4464	659	95	301	2112	684	2857	5302	28718	
12 CLUB/DORMITORY		60	19	407	327	375	95	12	15	196	16	106	617	2245	
13 CABIN		3		11	133	19	3	1		13		7	12	202	
14 HOTEL/MOTEL	2	111	55	386	284	974	80	11	412	308	264	229	475	3591	
20 PUBLIC SAFETY FACIL.		40	2	320	30	184	11	8	57	213	397	127	1047	2436	
21 GOVT.OFFICE/SERVICE		37	1	100	178	417	19	18	118	342	99	92	1212	2633	
22 PUB. SCHOOL/COLLEGE		256	40	1426	625	3133	85	191	53	2203	722	877	1979	11590	
23 AUDITORIUM		5		42	34	138	2	2	7	53	7	62	73	425	
24 AIRPORT/DEPOT		2	7	19	20	291	14		27	46	20	28	108	582	
25 CHURCH		23	1	23	381	280	10	25	5	398	3	38	158	1345	
26 PVT. SCHOOL/COLLEGE		22	3	92	87	306	10	5	6	165	47	56	199	998	
27 HOSPITAL	1	13	3	75	16	412	28	4	18	61	28	59	199	917	
30 RESTAURANT	2	54	164	372	806	1768	60	25	1157	747	77	405	744	6381	
31 THEATER		5	3	10	17	82	14		3	47	2	11	18	212	
32 B ALLEY/RINK/ARCADE		6	8	53	25	220	12		70	66	7	41	68	576	
33 NIGHT CLUB/TAVERN	3	16	59	979	197	844	61	10	384	262	130	795	672	4412	
34 FINANCIAL		2	208	20	90	358	15	1	2090	186	41	44	127	3182	
35 SERVICES	1	22	125	179	448	1533	96	17	1735	440	51	129	325	5101	
36 MEDICAL/DENTAL		14	2	23	288	267	8	2	57	165	9	34	91	960	
37 PHARMACY/DRUGSTORE		3	11	8	22	457	7	1	129	32	110	7	38	825	
38 GROCERY		26	371	266	208	9662	132	8	4216	284	216	361	1072	16822	
39 CONVENIENCE STORE		21	372	215	187	2917	33	3	572	275	56	316	601	5568	
40 DEPARTMENT/VARIETY		39	278	156	242	9559	100	4	1797	269	265	132	912	13753	
41 APPAREL		7	27	19	90	837			354	60	16	14	56	1480	
42 JEWELRY/CAMERA			5		43	113	1			58	18	1	5	16	260
43 FURNITURE/APPLIANCE		1	1	6	66	100	1	3	113	71	2	2	21	387	
44 HARDWARE/SPORT.GOODS			10	8	145	449	8		230	85	3	4	182	1124	
45 MOTOR VEHICLE SALES		14	15	93	375	3315	732	11	393	1731	81	67	237	7064	
46 MARINE		2		3	16	53	2		7	8		2	11	104	
47 CONSTRUCTION		2	2	16	266	401	19	3	57	132	7	9	41	955	
48 LIQUOR/BEVERAGE		1	5	2	29	57	3		44	14	4	13	11	183	
49 OTHER BUSINESS	3	120	141	428	3222	6290	316	52	2367	2802	142	740	1923	18546	
50 FACTORY/WAREHOUSE		4	23	53	634	1417	88	6	131	210	18	14	127	2725	
51 OTH.RESIDENCE BLDGS.		19	1	45	2137	663	150	17	6	260	14	29	117	3458	
52 OTHER FARM BLDGS.		6	2	9	447	180	49	7	3	84	6	1	49	843	
53 DOCK/PIER/WHARF		2		10	22	105	9			25	4	7	28	212	
59 OTHER BUILDINGS		13	5	32	897	401	25	34	46	420	21	25	115	2034	
60 STREET/ALLEY/SIDEWLK	24	540	1281	6484	98	19443	7190	213	446	9952	4336	5356	9831	65194	
61 FREEWAY		12	3	195	1	65	66	32	23	61	257	103	296	1114	
62 OTHER ROAD	2	59	26	452	15	542	223	91	41	733	1033	699	1692	5608	
63 BRIDGE/VIADUCT/TUNNL	1	8	9	19	1	21	8	4	3	58	21	33	93	279	
64 PARKING LOT/DRIVEWAY	6	188	365	2409	137	28531	8872	168	219	9916	925	1670	3135	56541	
70 GOLF COURSE			1	8	28	89	11	3	11	52		5	22	230	
71 PARK/CAMPGRND/BEACH	2	246	100	626	48	1009	68	66	28	1211	344	783	916	5447	
72 WATER/SHORELINE	3	42	13	68	5	263	7	3	6	69	78	147	254	958	
73 CEMETERY		5	3	3	12	27		1		56	5	8	20	140	
74 YARDS/RELATED AREA	3	135	19	927	48	8005	306	87	42	2985	133	539	4171	17400	
75 DEV. FARMLAND/PASTURE	1	11		30	16	274	35	15	1	174	16	23	428	1024	
76 LOGGING SITE		1		1		73	5		1	26	6	2	16	131	
77 WOODS/FOREST/MTS.	10	27	2	46	16	317	18	29	1	92	103	49	430	1140	
79 OTHER AREA	3	298	62	643	223	3355	1019	78	328	1204	311	755	2305	10584	
UNKNOWN	36	517	115	1043	454	3982	524	119	4235	844	5005	4453	77478	98805	
TOTAL	148	8090	4346	39770	34214	32103	22958	1747	23570	49942	18399	29502	40698	5487	

Does not include data from Douglas County Sheriffs Department or Hillsboro Police Department

OFFENSE SUMMARY BY TIME OF OCCURRENCE

CLASSIFICATION OF ACTIVITY	OFFENSE COUNT	MID	2 AM	4 AM	6 AM	8 AM	10 AM	12 N	2 PM	4 PM	6 PM	8 PM	10 PM	DAY	NIGHT	UNKNOWN
		TO 2 AM	TO 4 AM	TO 6 AM	TO 8 AM	TO 10AM	TO 12 N	TO 2 PM	TO 4 PM	TO 6 PM	TO 8 PM	TO 10PM	TO 12MID			
PART 1 & PART 2																
01. HOMICIDE																
1.WILLFUL MURDER	120	17	10	8	3	1	3	7	6	6	10	17	10	30	77	13
2.AGGRAVATED MURDER	16	4		2				1	3		1		3	4	12	
3.NEGL. NON TRAFFIC	12			1				1		1	2		1	2	4	6
TOTAL	148	21	10	11	3	1	3	9	9	7	13	17	14	36	93	19
02. RAPE (FORCIBLE)																
1.FORCIBLE	1136	104	76	46	18	36	38	45	52	45	40	59	56	272	520	344
2.ATTEMPT RAPE-FORCE	203	20	24	6	2	2	7	11	11	11	13	16	21	52	115	36
TOTAL	1339	124	100	52	20	38	45	56	63	56	53	75	77	324	635	380
03. ROBBERY																
1.HIGHWAY	1614	187	102	50	29	28	55	71	127	166	187	249	231	509	1074	31
2.BUSINESS	1140	57	37	12	23	38	49	126	129	159	171	147	99	569	558	13
3.SERVICE STATION	94	7	20	7	1	2	1	2		7	10	17	14	15	79	
4.CONVENIENCE STORE	332	51	50	41	6	8	5	11	8	14	27	42	49	56	273	3
5.RESIDENCE	369	36	37	15	12	9	20	12	28	26	40	29	41	122	228	19
6.BANK	213					6	48	43	52	46	2	1		209	3	1
9.OTHER	584	48	38	14	16	14	28	33	61	65	63	73	68	230	338	16
TOTAL	4346	386	284	139	87	105	206	298	405	483	500	558	502	1710	2553	83
04. AGGRAVATED ASSAULT																
1.AGGRAVATED	10293	987	705	226	170	309	510	656	830	1062	1160	1314	1381	3824	6170	299
3.ATTEMPTED MURDER	276	41	16	9	11	7	6	11	18	9	27	36	56	66	200	10
TOTAL	10569	1028	721	235	181	316	516	667	848	1071	1187	1350	1437	3890	6370	309
05. BURGLARY																
1.RESIDENCE	21126	650	405	274	319	638	699	812	849	883	728	733	620	7984	5562	7580
2.BUSINESS	7640	491	475	391	249	277	148	136	144	236	181	192	307	1347	3686	2607
3.OTHER STRUCTURE	5448	209	91	57	90	187	175	178	138	203	129	147	104	1268	1475	2705
TOTAL	34214	1350	971	722	658	1102	1022	1126	1131	1322	1038	1072	1031	10599	10723	12892
06. LARCENY																
1.PICKPOCKET	211	20	13	1	2	4	14	20	21	25	17	15	17	111	90	10
2.PURSES/NATCH	326	14	4	3	10	13	14	35	49	52	46	41	20	179	133	14
3.SHOPLIFT	22773	688	440	162	155	513	1614	3144	4318	4381	3149	1903	924	14843	7570	360
4.FROM MOTOR VEHICLES	34649	1226	745	520	790	1194	1186	1239	1245	1364	1283	1197	1103	9996	13352	11301
5.MOTOR VEH. PART/ACC.	14195	538	346	187	199	336	283	327	313	386	408	381	404	3192	6686	4317
6.BICYCLES	11015	387	135	86	133	355	400	564	753	896	689	584	384	4007	3374	3634
7.FROM PUBLIC BUILDING	9038	251	89	49	75	264	458	557	625	527	394	311	227	4339	2277	2422
8.FROM COIN-OP MACHINE	533	27	10	9	12	25	29	20	28	30	20	19	24	170	206	157
9.ALL OTHERS	39363	1567	441	302	569	1868	2278	2492	2773	2515	1881	1488	1047	15784	9521	14058
TOTAL	132103	4718	2223	1319	1945	4572	6276	8398	10125	10176	7887	5939	4150	52621	43209	36273
07. MOTOR VEHICLE THEFT																
1.AUTOMOBILES	15028	528	389	240	305	406	418	485	489	547	460	501	527	4538	7039	3451
2.TRUCKS AND BUSES	6620	170	114	102	130	190	158	179	191	215	174	172	184	1940	2684	1996
3.MOTORCYCLES	1024	39	22	19	21	32	24	36	32	25	27	34	35	254	334	436
4.SNOWMOBILES	37							4			1			7	10	20
9.OTHER VEHICLES	249	10		1	7	15	9	10	4	10	7	4	2	77	40	132
TOTAL	22958	747	525	362	463	643	609	714	716	797	669	711	748	6816	10107	6035
08. SIMPLE ASSAULT																
29201	2503	1599	599	518	1116	1653	2070	2581	2979	3346	3730	3420	11687	16385	1129	
09. ARSON																
1747	161	142	83	53	74	91	112	111	124	128	143	177	614	973	160	
10. FORGERY/COUNTERFEIT																
11378	476	66	30	114	448	861	1251	1177	1146	709	588	314	5513	2313	3552	
11. FRAUD																
11635	622	145	104	130	608	808	1087	1027	967	822	490	324	5353	2658	3624	
12. EMBEZZLEMENT																
557	42	2	1	11	21	17	26	29	32	36	27	22	164	168	225	
13. STOLEN PROPERTY																
792	33	34	25	16	55	64	87	99	94	60	46	44	444	252	96	
14. VANDALISM																
49941	3152	1697	787	1119	2398	2281	2217	2418	2883	2749	3124	3341	15458	22048	12435	
15. WEAPON LAWS																
4997	568	411	138	93	249	402	448	465	466	411	479	580	2184	2684	129	
16. PROSTITUTION																
778	64	36	16	3	8	21	43	64	102	96	153	164	242	530	6	
17. SEX CRIMES																
6751	300	139	83	84	341	374	388	453	449	315	327	267	2312	1705	2734	
18. DRUG LAWS																
18399	2104	1543	618	436	957	1520	1636	1794	1654	1698	1890	1926	8145	9941	313	
19. GAMBLING																
33	2			1	4		5	7	1	6	4	2	18	14	1	
20. OFF AGAINST FAMILY																
2876	99	34	19	43	202	275	296	376	451	306	227	143	1714	893	269	
21. DRIVING UNDER INFLU																
19639	4898	3878	501	138	244	383	395	544	887	1651	2443	3662	2591	17034	14	
22. LIQUOR LAWS																
10049	1870	949	181	71	168	293	436	581	728	908	1416	2071	2318	7604	127	
24. DISORDERLY CONDUCT																
19453	1755	1035	296	291	811	1184	1433	1785	1910	2175	2488	2423	7809	10548	1096	
25. KIDNAPPING																
648	43	36	16	20	22	28	37	52	65	49	62	63	258	327	63	
26. ALL OTHER																
49008	3367	1731	874	1281	3554	4333	4705	5110	5252	4752	4685	4142	25460	20726	2822	
28. CURFEW																
6586	3411	2039	388	22	18	50	75	20	8	11	7	527	193	6383	10	
29. RUNAWAY																
14996	597	192	132	739	1096	1012	1200	1604	1755	1855	1615	1277	7847	6039	1110	

STATEWIDE OFFENSES by TIME OF OCCURRENCE, 1995  
(Includes offenses which were later unfounded)

Does not include data from Douglas County Sheriffs Department or Hillsboro Police Department



**REPORT OF CRIMINAL OFFENSES**  
**MOTIVATED BY PREJUDICE**  
**JANUARY through DECEMBER, 1995**



## **OREGON BIAS CRIME STATISTICS SUMMARY**

### **January through December 1995**

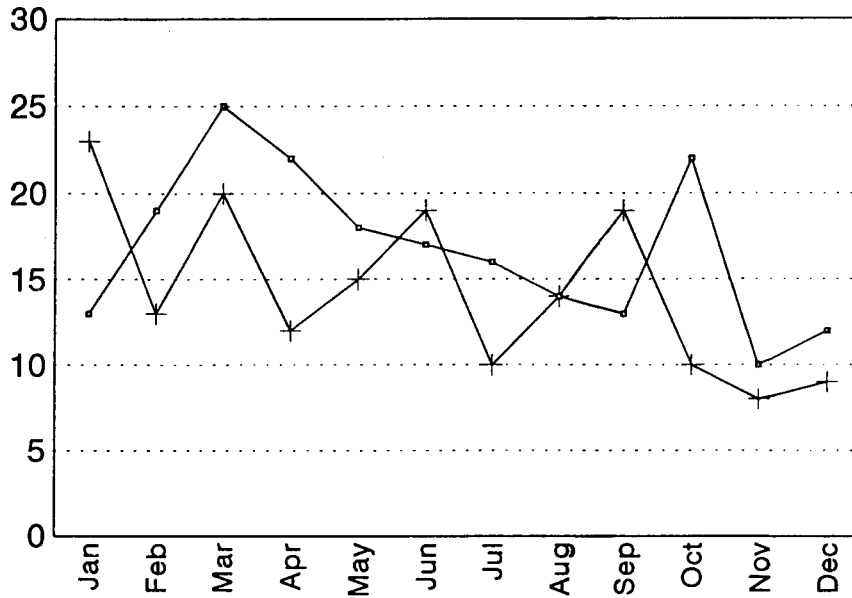
The 1989 Oregon Legislature passed Senate Bill 606, amending ORS 181.550, requiring law enforcement agencies to report crimes motivated by prejudice to the State Executive Department, Law Enforcement Data System (LEDS). Law Enforcement agencies report these Bias Crime incidents by sending a copy of the police report to LEDS. The 1994 legislature passed Senate Bill 1044 which moved the Law Enforcement Data System from the Executive Department to the Department of Oregon State Police. This transfer included the Uniform Crime Reporting and Bias Crime Reporting Programs.

The number of bias crimes reported for 1995 decreased 14.4% from the number reported for 1994.



# Bias Crime

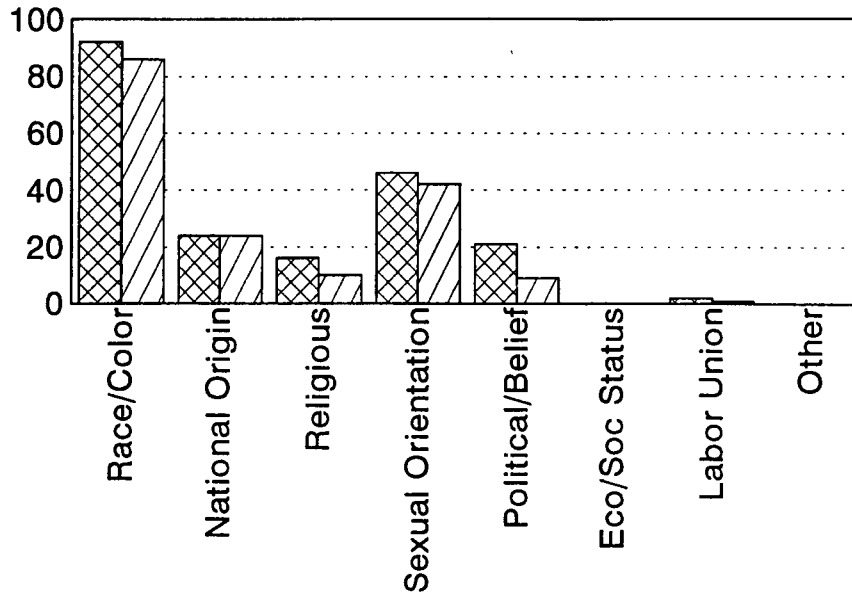
Totals By Month Jan-Dec 1994 Compared to Jan-Dec 1995



1994	13	19	25	22	18	17	16	14	13	22	10	12
1995	23	13	20	12	15	19	10	14	19	10	8	9

## By Type of Prejudice

Jan-Dec 1994 Compared to Jan-Dec 1995



1994	92	24	16	46	21	0	2	0
1995	86	24	10	42	9	0	1	0

<b>A. Reported incidents by month:</b>	<b>January through December</b>	<b>January through December</b>
	<b>1994</b>	<b>1995</b>
January	13	23
February	19	13
March	25	20
April	22	12
May	18	15
June	17	19
July	16	10
August	14	14
September	13	19
October	22	10
November	10	8
December	12	9

<b>TOTAL</b>	<b>201</b>	<b>172</b>
--------------	------------	------------

**B. Reported incidents by type of crime:**

Aggravated Assault	35	37
Burglary-Larceny	4	1
Forcible Rape		
Intimidation	91	76
Motor Vehicle Theft		
Murder		
Robbery	7	1
Simple Assault	24	25
Vandalism	35	30
Other	5	2

<b>TOTAL</b>	<b>201</b>	<b>172</b>
--------------	------------	------------

**C. Reported incidents by type of prejudice:**

Race/Color	92	86
National Origin	24	24
Religious	16	10
Sexual Orientation	46	42
Political/Beliefs	21	9
Labor Union	2	1
Economic/Social Status		
Handicap		

<b>TOTAL</b>	<b>201</b>	<b>172</b>
--------------	------------	------------



D. Number and description of victims:	January through December 1994	January through December 1995
	Asian Male	8
Asian Female		2
Black Male	40	43
Black Female	16	22
Hispanic Male	16	18
Hispanic Female	3	6
Indian Male	4	4
Indian Female	5	
White Male	89	56
White Female	54	25

---

<b>VICTIM TOTAL</b>	235	187
---------------------	-----	-----

Male Victim Total	157	132
Female Victim Total	78	55

**E. Number and description of offenders:**

Asian Male		3
Asian Female		
Black Male	45	20
Black Female	8	4
Hispanic Male	19	19
Hispanic Female		
Indian Male		
Indian Female	1	
White Male	138	141
White Female	25	8

---

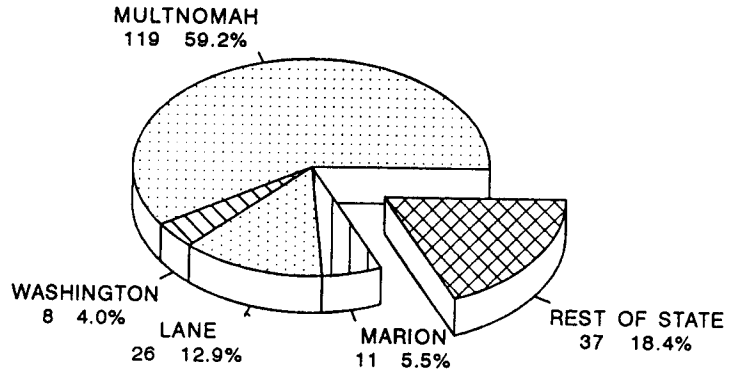
<b>OFFENDER TOTAL</b>	236	192
-----------------------	-----	-----

Male Offender Total	202	183
Female Offender Total	34	12

# CRIMES MOTIVATED BY PREJUDICE by County Jan-Dec 1994-1995

---

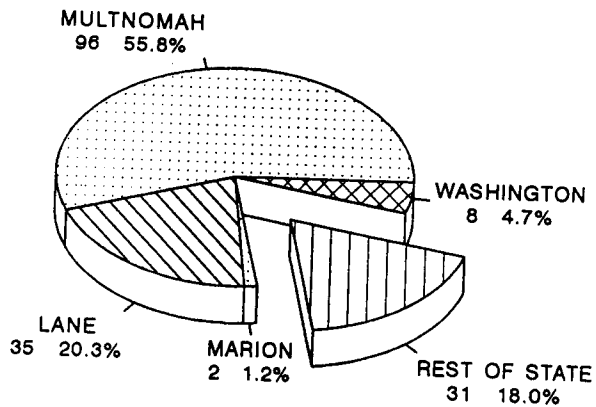
1994



1994 Total = 201

---

1995



1995 Total = 172

F. Reported incidents by county of occurrence

COUNTY	January through December 1994	January through December 1995	January through September 1995					
			Race	National Origin	Sexual Orientation	Religion	Other	
Baker								
Benton	4	3	2	1				
Clackamas	4	8	1	4	1	1	1	1
Clatsop	1	1		1				
Columbia		1			1			
Coos	6							
Crook								
Curry	1							
Deschutes	1	3	1	1	1			
Douglas	6	6	4	1		1		
Gilliam								
Grant								
Harney								
Hood River								
Jackson	7	5	4	1				
Jefferson	2							
Josephine	1							
Klamath								
Lake								
Lane	26	35	23	3	6	3		
Lincoln		1		1				
Linn		1			1			
Malheur	1							
Marion	11	2	2					
Morrow								
Multnomah	119	96	43	8	31	5	9	
Polk	1	1			1			
Sherman								
Tillamook	1							
Umatilla								
Union								
Wallowa								
Wasco		1		1				
Washington	8	8	6	2				
Wheeler								
Yamhill	1							
<b>TOTAL</b>	<b>201</b>	<b>172</b>	<b>86</b>	<b>24</b>	<b>42</b>	<b>10</b>	<b>10</b>	



**DOMESTIC DISTURBANCE REPORTING**

**JANUARY through DECEMBER 1995**





## **DOMESTIC DISTURBANCE REPORTING SUMMARY OCTOBER through DECEMBER 1995**

ORS 181.550 directs all Oregon law enforcement agencies to report all statistics regarding incidents arising out of Domestic Disturbances under ORS 133.055 (2) and 133.310 (3) to the Department of State Police. An interim program of manual reporting has been implemented on a quarterly basis beginning with the last quarter of 1994.

The county summary on the following pages represents the results of reports from 161 agencies, covering 96.8% of Oregon's population.

**OREGON DOMESTIC DISTURBANCE REPORTING**

January through December 1995

COUNTY		CRIME TOTAL	CRIME TYPE THAT OCCURRED IN THE CONTEXT OF DOMESTIC INCIDENT										Domestic Restraining Order Violations	Non-Criminal Domestic Disturbance	
			Homicide	Rape	Agg. Assault	Burglary	Simple Assault	Vandalism	Other Sex Crimes	Disorderly Conduct	Trespass	Criminal Threat			All Other
BAKER	Incidents	104			1		74	3	1	22	1		2	7	73
	Arrests	72			1		64	3		2			2	4	
BENTON	Incidents	686		1	15	27	105	36	1	3	23		475	98	395
	Arrests	578		1	17	15	59	9	3	3	22		449	43	
CLACKAMAS	Incidents	1,453	2	2	694	20	350	25	20	19	21	252	48	96	1,157
	Arrests	409			76		276	6		5	14	16	16	39	
CLATSOP	Incidents	266			10	2	160	17		61	9	1	6	75	348
	Arrests	182			10	2	131	9		26	3		1	21	
COLUMBIA	Incidents	399			8	6	182	1	1	167		30	4	71	162
	Arrests	226			6		152	2		48		16	2	34	
COOS	Incidents	649			18	4	396	3	1	128	25	40	34	130	572
	Arrests	504			17	4	365		1	50	3	32	32	93	
CROOK	Incidents	104			4		81			14	2	3		26	6
	Arrests	98			4		78			11	2	3		19	
CURRY	Incidents	93			2		87			4				44	
	Arrests	93			2		87			4				24	
DESCHUTES	Incidents	561			11	1	421	19		64	11	23	11	300	596
	Arrests	437			7	1	364	8		34	6	11	6	77	
DOUGLAS	Incidents	401		5	42	2	244		2	79		20	7	504	355
	Arrests	365			47	2	237		1	55		14	9	115	
GILLIAM	Incidents	5					4					1			11
	Arrests	5					4					1			
GRANT	Incidents	35			20	1	9	1		1	1	1	1	5	16
	Arrests	33			20	1	8	1		1	1		1	4	
HARNEY	Incidents	58					45			13				2	26
	Arrests	28					24			4				2	
HOOD RIVER	Incidents	115				3	104	1		6			1	20	33
	Arrests	84					80			3			1	9	
JACKSON	Incidents	705	1	2	264	3	311	5		50	6	29	34	81	2,106
	Arrests	518		1	227	2	234	3		14	4	6	27	42	
JEFFERSON	Incidents	217			24	1	117	4		66	2		3	58	62
	Arrests	192			21	1	103	2		60	2		3	40	
JOSEPHINE	Incidents	105			9		82	1					13	56	105
	Arrests	89			8		73						8	10	
KLAMATH	Incidents	961			1		906			33		21		102	26
	Arrests	477			1		456			20				52	
LAKE	Incidents	22			7	1	9			4		1		20	7
	Arrests	22			7	1	9			4		1		19	

**OREGON DOMESTIC DISTURBANCE REPORTING**

January through December 1995

COUNTY		CRIME TOTAL	CRIME TYPE THAT OCCURRED IN THE CONTEXT OF DOMESTIC INCIDENT										Domestic Restraining Order Violations	Non-Criminal Domestic Disturbance	
			Homicide	Rape	Agg. Assault	Burglary	Simple Assault	Vandalism	Other Sex Crimes	Disorderly Conduct	Trespass	Criminal Threat			All Other
LANE	Incidents	953			14	1	847	1		54	1	31	4	840	40
	Arrests	942			15		836	1		54	1	27	8	349	
LINCOLN	Incidents	264			5	2	156	4		39	33	7	18	103	540
	Arrests	252		1	5		141	3		50	28	8	16	48	
LINN	Incidents	501			33	3	426			31	1		7	256	1,064
	Arrests	311			31	3	258			16	1		2	75	
MALHEUR	Incidents	224			3		116	12		51	11	30	1	19	15
	Arrests	152			2		81	6		36	9	17	1	3	
MARION	Incidents	1,292		1	30	54	364	37	11	17	26		752	563	4,498
	Arrests	1,032			22	10	330	32	2	19	26		591	221	
MORROW	Incidents	39			16		23							6	40
	Arrests	25			10		15							4	
MULTNOMAH	Incidents	7,132	2	39	1,753	119	3,385	188	20	733	528	11	354	245	306
	Arrests	3,724		18	1,112	32	2,045	37	12	146	163	7	152	81	
POLK	Incidents	677		2	6	38	86	44	9	9	14		469	66	495
	Arrests	569			7		86	21	1	17	19		418	24	
SHERMAN	Incidents	11					11							1	
	Arrests	10					10								
TILLAMOOK	Incidents	93			4		70	2		16			1	29	93
	Arrests	93			4		73			15			1	16	
UMATILLA	Incidents	411		1	7	1	331	2		57	9	2	1	85	474
	Arrests	303			5	1	250	2		37	7		1	46	
UNION	Incidents	152			7		126			6	2	9	2	35	232
	Arrests	140			5		116			7	2	8	2	25	
WALLOWA	Incidents	28			1		22			5				3	13
	Arrests	24			2		18			4				2	
WASCO	Incidents	100					84			13	1		2	22	151
	Arrests	82					66			14	1		1	18	
WASHINGTON	Incidents	952		1	46	3	787	6		36	14	23	36	397	1,416
	Arrests	808		1	39		696	6		18	5	12	31	147	
WHEELER	Incidents	5					3				1		1		1
	Arrests	1					1								
YAMHILL	Incidents	1,641		5	20	91	124	147	21	9	45	3	1,176	139	686
	Arrests	1,120			11	29	117	50	1	24	68	2	818	48	
<b>TOTAL Incidents</b>		<b>21,414</b>	<b>5</b>	<b>59</b>	<b>3,075</b>	<b>383</b>	<b>10,648</b>	<b>559</b>	<b>87</b>	<b>1,810</b>	<b>787</b>	<b>538</b>	<b>3,463</b>	<b>4,504</b>	<b>16,120</b>
<b>Arrests</b>		<b>14,000</b>	<b>0</b>	<b>22</b>	<b>1,741</b>	<b>104</b>	<b>7,943</b>	<b>201</b>	<b>21</b>	<b>801</b>	<b>387</b>	<b>181</b>	<b>2,599</b>	<b>1,754</b>	



**SECTION 2**  
**STATEWIDE**  
**CRIMES AGAINST PERSONS**  
**OFFENSES AND ARRESTS**



# OREGON CRIME CLOCK

**1 Crime Against Persons every 9.5 minutes**

**1 Homicide  
every 2.8 days**

**1 Neg.Homicide  
every 4.6 weeks**

**1 Other Sex Crime  
every 1.4 hours**


**1 Rape  
every 6.7 hours**

**1 Kidnap  
every 13.4 hours**

**1 Simple Assault  
every 16.8 minutes**

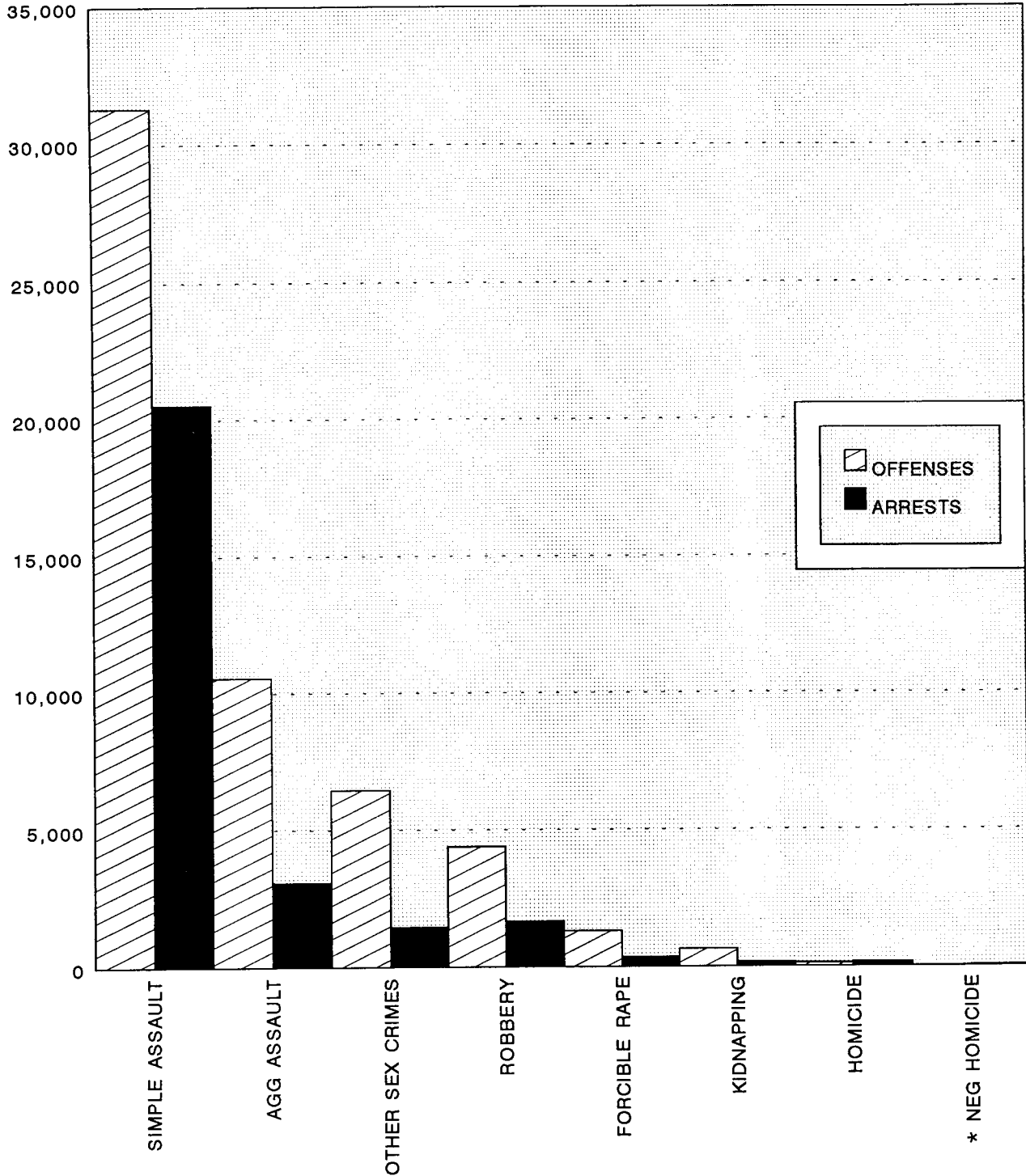
**1 Aggravated Assault  
every 49.7 minutes**

**1 Robbery  
every 2.0 hours**





## STATEWIDE CRIMES AGAINST PERSONS, 1995



OFFENSES	31,293	10,568	6,463	4,400	1,312	652	129	13
ARRESTS	20,525	3,088	1,458	1,663	351	160	174	29

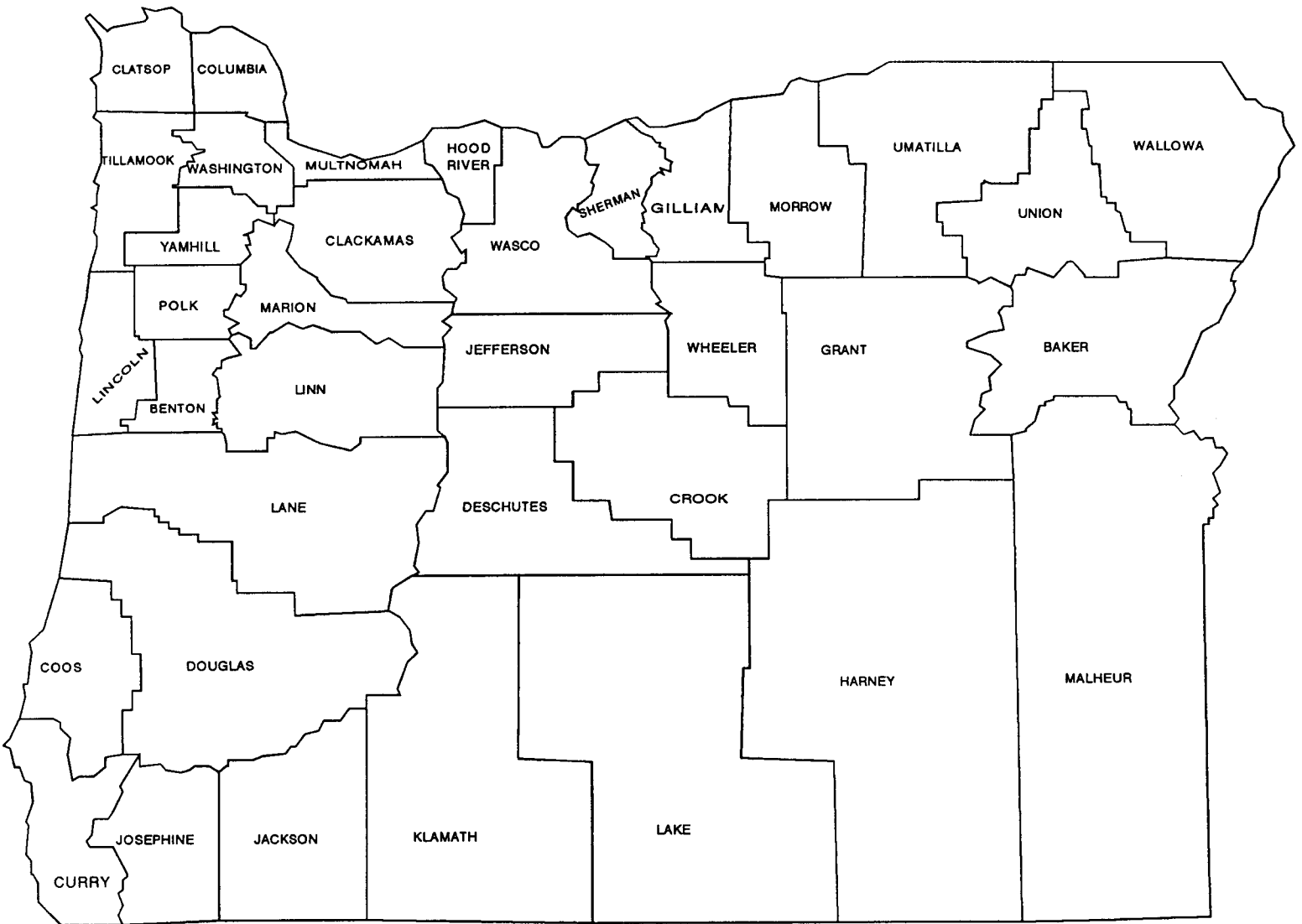
\* Negligent Homicide Arrests include 17 traffic related arrests

## STATEWIDE CRIMES AGAINST PERSONS, 1995

CLASSIFICATION	1995 OFFENSES	PERSONS ARRESTED				PROPERTY	
		ADULT	JUVENILE	MALE*	FEMALE*	LOSS VALUE*	RECOVERED VALUE*
Willful Murder	113	123	23	125	19		
Aggravated Murder	16	25	3	24	3		
<b>MURDER TOTAL</b>	<b>129</b>	<b>148</b>	<b>26</b>	<b>149</b>	<b>22</b>	NOT APPLICABLE	
Negligent Homicide	13	12		9	3	NOT APPLICABLE	
Traffic Death Arrests		16	1	14	1	NOT APPLICABLE	
Forcible Rape	1,118						
Attempt Force Rape	194						
<b>RAPE TOTAL</b>	<b>1,312</b>	<b>289</b>	<b>62</b>	<b>340</b>	<b>3</b>	NOT APPLICABLE	
<b>SEX CRIMES</b>							
Non-Force Rape	466	108	25	118	7		
Cont. to Sex Delqncy	211	68	4	65	3		
Physical Molest	3,200	505	169	641	18		
Obscene Phone Call	197	8		8			
Incest	80	4	5	6	2		
Exposer	818	268	8	258	18		
Forcible Sodomy	631	57	46	98	2		
Non-Force Sodomy	175	31	17	40	2		
Other Sex Crimes	685	100	35	117	4		
<b>SEX CRIME TOTAL</b>	<b>6,463</b>	<b>1,149</b>	<b>309</b>	<b>1,351</b>	<b>56</b>	NOT APPLICABLE	
<b>KIDNAPPING</b>							
For Add Crime Purpose	593						
Hostage/Shield	56						
For Ransom	3						
<b>KIDNAPPING TOTAL</b>	<b>652</b>	<b>141</b>	<b>19</b>	<b>139</b>	<b>12</b>	NOT APPLICABLE	
<b>ROBBERY</b>							
Highway	1,638					297,502	25,247
Business	1,161					591,138	39,788
Service Station	100					21,411	878
Convenience Store	337					34,945	1,490
Residence	363					539,776	99,776
Bank	214					293,327	44,882
Other Robbery	587					107,418	21,250
<b>ROBBERY TOTAL</b>	<b>4,400</b>	<b>1,215</b>	<b>448</b>	<b>1,398</b>	<b>210</b>	<b>1,885,517</b>	<b>233,311</b>
Aggravated Assault	10,291	2,198	757	2,372	481		
Attempted Murder	277	114	19	123	6		
<b>AGG. ASSAULT TOTAL</b>	<b>10,568</b>	<b>2,312</b>	<b>776</b>	<b>2,495</b>	<b>487</b>	NOT APPLICABLE	
<b>SIMPLE ASSAULT</b>	<b>31,293</b>	<b>17,306</b>	<b>3,219</b>	<b>15,764</b>	<b>4,061</b>	NOT APPLICABLE	
<b>CRIMES AGAINST PERSONS</b>							
<b>TOTAL</b>	<b>54,830</b>	<b>22,588</b>	<b>4,860</b>	<b>21,659</b>	<b>4,855</b>	<b>1,885,517</b>	<b>233,311</b>

\* Persons Arrested Male & Female and Property Loss & Recovered columns of this table do not include data from Douglas County Sheriff's Department or Hillsboro Police Department

# OREGON COUNTY MAP



COUNTY FIVE YEAR PROFILE OF CRIMES AGAINST PERSONS					
	1991	1992	1993	1994	1995
BAKER	290	292	314	353	346
BENTON	694	750	756	905	831
CLACKAMAS	2,992	3,243	3,396	3,257	3,745
CLATSOP	500	600	625	448	514
COLUMBIA	397	419	482	464	404
COOS	1,273	1,207	1,174	1,131	1,207
CROOK	147	140	195	182	203
CURRY	220	269	255	281	311
DESCHUTES	890	1,068	1,100	1,260	1,306
DOUGLAS	1,009	1,509	1,632	1,645	1,510
GILLIAM	13	10	6	11	21
GRANT	92	109	117	104	105
HARNEY	40	44	46	53	75
HOOD RIVER	191	186	183	185	230
JACKSON	2,039	2,058	2,341	2,491	2,474
JEFFERSON	190	203	240	291	296
JOSEPHINE	859	919	1,038	945	920
KLAMATH	923	763	1,091	1,070	1,135
LAKE	49	61	59	57	65
LANE	3,881	3,918	4,168	4,529	4,855
LINCOLN	677	727	677	733	722
LINN	1,858	1,738	1,848	1,809	1,773
MALHEUR	526	552	586	743	667
MARION	4,381	4,550	4,811	5,453	5,044
MORROW	151	139	148	181	135
MULTNOMAH	18,021	18,169	18,270	18,531	18,194
POLK	872	807	970	996	912
SHERMAN	14	19	20	33	31
TILLAMOOK	230	273	255	293	315
UMATILLA **	761	788	927	796	1,136
UNION	294	316	309	239	278
WALLOWA	43	53	144	59	47
WASCO	351	345	418	374	304
WASHINGTON	3,208	3,586	3,325	3,481	3,410
WHEELER	3	20	12	22	12
YAMHILL	1,167	1,078	1,179	1,251	1,297
<b>TOTAL</b>	<b>49,246</b>	<b>50,928</b>	<b>53,117</b>	<b>54,656</b>	<b>54,830</b>

\*\* Umatilla County - Pendleton Police Department submitted no reports for 1991, 1992, 1993 or 1994, but resumed reporting for 1995.

## STATEWIDE TEN YEAR OFFENSE, POPULATION and RATE PROFILE

<b>YEAR</b>	<b>POPULATION</b>	<b>CRIMES AGAINST PERSONS</b>	<b>RATE PER 10,000 POPULATION</b>
<b>1986</b>	2,659,500	46,745	175.8
<b>1987</b>	2,690,000	44,660	166.0
<b>1988</b>	2,741,000	45,286	165.2
<b>1989</b>	2,791,000	46,786	167.6
<b>1990</b>	2,844,000	48,840	171.7
<b>1991</b>	2,930,000	49,246	168.1
<b>1992</b>	2,979,000	50,928	171.0
<b>1993</b>	3,038,000	53,117	174.8
<b>1994</b>	3,082,000	54,656	177.3
<b>1995</b>	3,132,000	54,830	175.1

## STATEWIDE FIVE YEAR OFFENSES by FORCE ELEMENT

OFFENSES by FORCE ELEMENT, 1991 THROUGH 1995										
Classification	Year	WEAPON TOTAL	KNIFE/ CUTTING	OTHER WEAPON	PHYSICAL FORCE	FIREARM TOTAL	Firearm by Type			
							Hand Gun	Rifle/ Shotgun	Other Firearm	Unknown Firearm
<b>Murder</b>	91	129	34	32	8	55	42	10	0	3
	92	137	19	43	15	60	36	19	0	5
	93	141	30	27	9	75	57	14	0	4
	94	148	30	15	7	96	67	21	0	8
	95	126	20	26	7	73	60	13	0	0
<b>Negligent Homicide *</b>	91	6	0	1	0	5	2	3	0	0
	92	11	0	1	0	10	3	7	0	0
	93	5	0	1	0	4	2	2	0	0
	93	16	0	7	1	8	3	5	0	0
	95	12		7	1	4	2	2		
<b>Forcible Rape</b>	91	1,552	98	42	1,371	41	31	7	2	1
	92	1,566	111	49	1,345	61	44	3	3	11
	93	1,544	74	51	1,374	45	37	4	0	4
	94	1,348	76	37	1,177	58	43	3	1	11
	95	1,272	57	42	1,121	52	43	1	3	5
<b>Robbery</b>	91	4,404	581	360	2,197	1,266	913	51	33	269
	92	4,518	599	374	2,123	1,422	970	88	38	326
	93	3,945	458	354	1,883	1,250	894	64	23	269
	94	4,272	449	380	1,920	1,523	1,059	81	32	351
	95	4,302	466	361	2,168	1,307	906	56	59	286
<b>Aggravated Assault</b>	91	8,671	1,603	2,865	2,400	1,803	980	380	245	198
	92	8,917	1,548	2,920	2,421	2,028	1,050	377	290	311
	93	9,579	1,554	3,249	2,501	2,275	1,228	370	286	391
	94	10,445	1,742	3,456	2,631	2,616	1,455	508	254	399
	95	10,430	1,736	3,468	2,919	2,307	1,348	343	232	384
<b>TOTALS</b>	91	14,762	2,316	3,300	5,976	3,170	1,968	451	280	471
	92	15,149	2,277	3,387	5,904	3,581	2,103	494	331	653
	93	15,214	2,116	3,682	5,767	3,649	2,218	454	309	668
	94	16,229	2,297	3,895	5,736	4,301	2,627	618	287	769
	95	16,142	2,279	3,904	6,216	3,743	2,359	415	294	675

\* Negligent Homicide offenses does not include vehicular deaths.

1995 Data in this table does not include Douglas County Sheriff's Department or Hillsboro Police Department

## STATEWIDE HOMICIDE VICTIMS by SEX, RACE and WEAPON

YEAR	TOTAL	SEX		RACE						WEAPON							
		MALE	FEMALE	WHITE	BLACK	INDIAN	HISP.	ASIAN	UNK	HAND-GUN	RIFLE	SHOT-GUN	GUN-UNK	KNIFE	BLUNT OBJ	PHYSICAL FORCE	OTHER WEAPON
1986	175	111	64	141	9	6	18		1	61	18	7	2	35	16	20	16
1987	154	99	55	115	13	6	15	5		37	16	8	1	41	17	12	22
1988	140	88	52	110	19	1	7	3		48	11	7	3	27	10	10	24
1989	128	74	54	101	12	3	9	3		38	13	13	1	23	16	4	20
1990	110	76	34	83	13	3	7	4		39	10	6		13	12	3	27
1991	129	80	49	89	23	3	12	2		42	5	5	3	34	11	8	21
1992	137	80	57	108	12	2	12	3		36	14	5	5	19	15	15	28
1993	141	96	45	98	19	2	13	8	1	57	7	7	4	30	9	9	18
1994	148	95	53	110	23	1	13		1	67	13	8	8	30	7	7	8
1995	129	86	43	85	21	3	18	2		60	7	6		21	14	7	14

**OTHER WEAPONS INCLUDE:**

Arson, Asphyxiation, Drowning, Poison, Strangle, etc. and Unknown

**ASIAN INCLUDES:**

Chinese, Japanese, Vietnamese and Asian or Pacific Islander

## STATEWIDE NEGLIGENT HOMICIDE by TYPE

**NEGLIGENT HOMICIDE** - Killing through gross negligence. Limited to "non-traffic" type of circumstances only.

	1986	1987	1988	1989	1990	1991	1992	1993	1994	1995
Victim shot while hunting		3	1		2		6			1
Gun cleaning death other than self inflicted				1	1					
Children playing with gun	1	2	1	2	1	2	1	2	1	2
Other negligent handling of a gun	2	1	4	5		2	2	2	7	2
All other manslaughter by negligence	2	3	1	1		2	2	1	8	8
<b>NEGLIGENT HOMICIDE TOTAL</b>	<b>5</b>	<b>9</b>	<b>7</b>	<b>9</b>	<b>4</b>	<b>6</b>	<b>11</b>	<b>5</b>	<b>16</b>	<b>13</b>

HOMICIDES - STATE OF OREGON by COUNTY										
	1986	1987	1988	1989	1990	1991	1992	1993	1994	1995
BAKER	1		1				1			
BENTON	1	1		3	2		1	1	3	2
CLACKAMAS	12	16	11	9	5	10	7	11	9	5
CLATSOP	2	1	3	1		3		2		1
COLUMBIA		1	4	1	1	1	5	1		1
COOS	3	4	5	1	3	7	2	1	4	1
CROOK	1					1	1		1	
CURRY	1	2				2	1		2	
DESCHUTES	8	4	3	2	4		4	1	2	2
DOUGLAS	4	2	3	3	4	10	2	6	4	3
GILLIAM										
GRANT	1			2	1		3	1		
HARNEY	2									
HOOD RIVER	2							1	2	
JACKSON	6	3	6	5	5	2	5	4	6	9
JEFFERSON				1			2	1		
JOSEPHINE	6	2	9	2	4	4	4	4	3	7
KLAMATH	8	7	2	8	3	2	3	5	4	3
LAKE	1						1	1		
LANE	16	9	12	11	5	4	10	6	5	12
LINCOLN			4	1	1		2	2	1	5
LINN	2	3	2	5	2		2	2	5	3
MALHEUR	1			1	1	1	2			
MARION	17	10	10	5	9	9	19	14	15	15
MORROW				2						1
MULTNOMAH	53	72	53	48	42	56	46	61	60	47
POLK	2	3	1	4	3		1	1	3	3
SHERMAN				1						
TILLAMOOK	4	3		3				1		
UMATILLA **	5	2	3	2	5		2	1	3	2
UNION	2	1	1	1	1	1		3	2	1
WALLOWA										
WASCO		3		1		7			1	
WASHINGTON	12	4	3	4	7	7	8	9	11	6
WHEELER									1	
YAMHILL	2	1	4	1	2	2	3	1	1	
TOTAL	175	154	140	128	110	129	137	141	148	129



OTHER SEX CRIMES by TYPE and VICTIM 1994 & 1995								
TYPE	VICTIM ADULT MALE		VICTIM ADULT FEMALE		VICTIM JUVENILE MALE		VICTIM JUVENILE FEMALE	
	1994	1995	1994	1995	1994	1995	1994	1995
Non-Force Rape	5	3	51	48	31	28	408	372
Contrib. to Sex Delinq.	2	4	4	9	62	32	167	161
Physical Molest	42	55	493	367	573	552	2,453	2,198
Obscene Phone Call	18	22	239	154	5	5	28	17
Incest	3	4	4	11	20	14	94	50
Indecent Exposure	184	159	432	403	41	33	222	223
Forcible Sodomy	31	29	125	141	237	217	312	239
Non-Force Sodomy	11	5	9	9	66	47	86	103
Other Sex Crimes	46	34	171	153	116	101	347	332
TOTAL	342	315	1,528	1,295	1,151	1,029	4,117	3,695

1995 Data in this table does not include Douglas County Sheriff's Department or Hillsboro Police Department

**SECTION 3**  
**STATEWIDE**  
**CRIMES AGAINST PROPERTY**  
**OFFENSE and ARREST PROFILE**



# OREGON CRIME CLOCK

1 Crime Against Property every 2.0 minutes

**1 Burglary**  
every 15.1 minutes


**1 Larceny**  
every 3.9 minutes

**1 Motor Vehicle Theft**  
every 23.2 minutes

**1 Arson**  
every 5.0 hours

**1 Vandalism**  
every 10.2 minutes

**1 Fraud**  
every 45.0 minutes

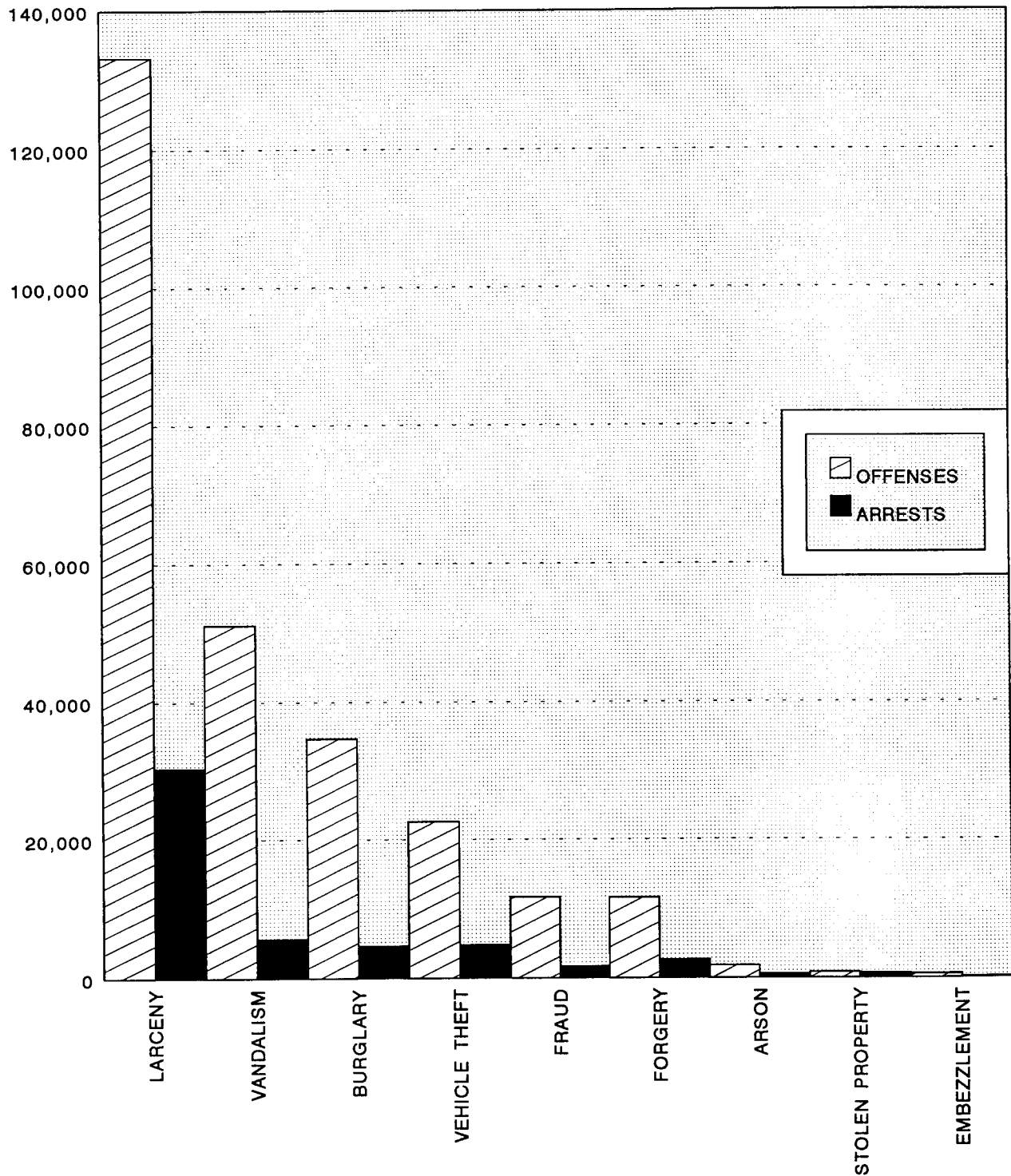


**1 Embezzlement**  
every 15.7 hours

**1 Stolen Property**  
every 10.7 hours

**1 Forgery/Counterfiting**  
every 45.2 minutes

## STATEWIDE CRIMES AGAINST PROPERTY, 1995



OFFENSES	133,202	51,171	34,739	22,642	11,683	11,634	1,767	821	558
ARRESTS	30,461	5,685	4,654	4,775	1,694	2,655	571	726	125

## STATEWIDE CRIMES AGAINST PROPERTY 1995

CLASSIFICATION	1995 OFFENSES	PERSONS ARRESTED				PROPERTY	
		ADULT	JUVENILE	MALE *	FEMALE *	LOSS VALUE *	RECOVERED VALUE *
<b>BURGLARY</b>							
Residence	21,319					25,512,590	1,172,019
Business	7,856					8,935,323	731,675
Other Structure	5,564					6,926,739	743,819
<b>BURGLARY TOTAL</b>	<b>34,739</b>	<b>2,747</b>	<b>1,907</b>	<b>3,946</b>	<b>516</b>	<b>41,374,652</b>	<b>2,647,513</b>
<b>LARCENY</b>							
Pickpocket	208					42,901	1,969
Purse-snatch	341					67,496	14,451
Shoplift	23,169					2,013,696	1,447,582
From Motor Vehicles	35,075					20,048,478	1,729,501
Motor Vehicle Parts/Acc.	14,242					6,612,344	194,287
Bicycles	11,065					3,793,318	411,961
From Public Building	9,023					6,359,933	426,318
From Coin-op Machine	538					88,303	1,531
All Other Larceny	39,541					28,820,779	4,620,526
<b>LARCENY TOTAL</b>	<b>133,202</b>	<b>19,723</b>	<b>10,738</b>	<b>19,766</b>	<b>9,857</b>	<b>67,847,248</b>	<b>8,848,126</b>
<b>MOTOR VEHICLE THEFT</b>							
Automobiles	14,702					57,268,278	37,136,057
Trucks/Busess/Vans	6,532					40,502,615	24,130,823
Motorcycles/Mopeds	1,014					2,141,351	687,448
Snowmobiles	38					95,200	35,750
Other Vehicles	356					1,216,247	598,143
<b>MTR VEH THEFT TOTAL</b>	<b>22,642</b>	<b>3,309</b>	<b>1,466</b>	<b>3,706</b>	<b>878</b>	<b>101,223,691</b>	<b>62,588,221</b>
<b>ARSON</b>							
Residence	329					2,992,816	2,800
Other Buildings	389					7,944,813	50,100
Vehicles	258					404,196	10,500
Other Arson	791					2,223,958	4,402
<b>ARSON TOTAL</b>	<b>1,767</b>	<b>238</b>	<b>333</b>	<b>450</b>	<b>107</b>	<b>13,565,783</b>	<b>67,802</b>
<b>FORGERY/COUNTERFEIT</b>							
Check	9,560					2,957,731	178,109
Credit Card	596					309,304	37,710
Currency	339					8,118	1,033
Securities	197					18,182	4,130
All Other	942					78,561	8,075
<b>FORG/CTERFT TOTAL</b>	<b>11,634</b>	<b>2,447</b>	<b>208</b>	<b>1,561</b>	<b>981</b>	<b>3,371,896</b>	<b>229,057</b>
<b>FRAUD</b>							
No Account Check	168					49,702	1,427
Account Closed Check	2,007					274,406	33,523
NSF Check	2,246					762,187	44,429
Credit Cards	1,705					844,607	60,362
By Deception	2,245					2,811,612	310,557
Of Services	2,541					253,081	23,125
Other	771					232,740	8,391
<b>FRAUD TOTAL</b>	<b>11,683</b>	<b>1,540</b>	<b>154</b>	<b>985</b>	<b>617</b>	<b>5,228,335</b>	<b>481,814</b>
<b>EMBEZZLEMENT</b>	<b>558</b>	<b>122</b>	<b>3</b>	<b>48</b>	<b>75</b>	<b>2,957,355</b>	<b>142,746</b>
<b>STOLEN PROPERTY</b>	<b>821</b>	<b>531</b>	<b>195</b>	<b>543</b>	<b>146</b>	<b>NOT APPLICABLE</b>	
<b>VANDALISM</b>							
Residence	8,386					1,608,338	9,506
Non-Residence	10,407					2,555,766	15,002
Vehicle	21,253					6,390,515	29,922
Venerated Objects	57					21,992	
Police Cars	135					36,173	171
Other	10,933					2,488,054	6,882
<b>VANDALISM TOTAL</b>	<b>51,171</b>	<b>2,847</b>	<b>2,838</b>	<b>4,598</b>	<b>729</b>	<b>13,100,838</b>	<b>61,483</b>
<b>CRIMES AGAINST PROPERTY</b>							
<b>TOTAL</b>	<b>268,217</b>	<b>33,504</b>	<b>17,842</b>	<b>35,603</b>	<b>13,906</b>	<b>248,669,798</b>	<b>75,066,762</b>

\* Persons Arrested Male & Female and Property Loss & Recovered columns of this table do not include data from the Douglas County Sheriff's Department or the Hillsboro Police Department

<b>COUNTY FIVE YEAR PROFILE OF CRIMES AGAINST PROPERTY</b>					
	<b>1991</b>	<b>1992</b>	<b>1993</b>	<b>1994</b>	<b>1995</b>
<b>BAKER</b>	1,678	1,369	1,354	1,664	1,676
<b>BENTON</b>	4,344	4,773	4,662	5,614	5,186
<b>CLACKAMAS</b>	17,209	19,070	18,757	19,783	20,875
<b>CLATSOP</b>	2,316	2,387	2,601	2,507	2,793
<b>COLUMBIA</b>	1,675	1,752	1,853	1,561	1,837
<b>COOS</b>	4,637	5,041	5,171	5,184	5,681
<b>CROOK</b>	857	839	896	944	1,098
<b>CURRY</b>	1,191	1,238	1,046	961	1,020
<b>DESCHUTES</b>	6,522	6,107	6,190	7,199	8,764
<b>DOUGLAS</b>	5,740	5,934	6,337	7,469	7,082
<b>GILLIAM</b>	54	52	33	44	47
<b>GRANT</b>	307	311	352	358	389
<b>HARNEY</b>	271	274	336	300	378
<b>HOOD RIVER</b>	983	1,014	786	897	945
<b>JACKSON</b>	10,349	11,302	12,607	14,010	14,902
<b>JEFFERSON</b>	611	760	765	859	1,177
<b>JOSEPHINE</b>	4,614	4,974	4,659	4,754	4,887
<b>KLAMATH</b>	3,360	2,251	2,362	2,902	3,696
<b>LAKE</b>	194	180	223	219	234
<b>LANE</b>	21,598	20,406	20,751	25,705	28,344
<b>LINCOLN</b>	3,406	3,562	3,311	3,898	3,770
<b>LINN</b>	7,313	7,556	8,177	9,422	9,676
<b>MALHEUR</b>	1,693	1,552	1,887	2,156	2,150
<b>MARION</b>	20,653	22,665	22,818	27,481	29,622
<b>MORROW</b>	462	416	526	649	644
<b>MULTNOMAH</b>	64,937	65,949	64,592	67,923	69,473
<b>POLK</b>	3,036	3,163	3,170	4,455	3,993
<b>SHERMAN</b>	46	47	74	73	113
<b>TILLAMOOK</b>	889	1,038	895	1,216	1,166
<b>UMATILLA **</b>	2,885	3,271	2,918	2,997	4,779
<b>UNION</b>	1,462	1,229	1,041	1,101	1,109
<b>WALLOWA</b>	229	285	261	193	247
<b>WASCO</b>	1,823	1,774	1,686	2,309	2,215
<b>WASHINGTON</b>	17,337	18,530	18,835	20,905	22,622
<b>WHEELER</b>	35	45	44	54	64
<b>YAMHILL</b>	4,254	4,594	4,457	5,403	5,563
<b>TOTAL</b>	<b>218,970</b>	<b>225,710</b>	<b>226,433</b>	<b>253,169</b>	<b>268,217</b>

\*\* Umatilla County - Pendleton Police Department submitted no reports for 1991, 1992, 1993 or 1994, but resumed reporting for 1995.

## STATEWIDE TEN YEAR OFFENSE, POPULATION and RATE PROFILE

<b>YEAR</b>	<b>POPULATION</b>	<b>CRIMES AGAINST PROPERTY</b>	<b>RATE PER 10,000 POPULATION</b>
<b>1986</b>	2,659,500	232,278	873.4
<b>1987</b>	2,690,000	231,594	860.9
<b>1988</b>	2,741,000	240,715	878.2
<b>1989</b>	2,791,000	220,067	788.5
<b>1990</b>	2,844,000	208,453	733.0
<b>1991</b>	2,930,000	218,970	747.3
<b>1992</b>	2,979,000	225,710	757.7
<b>1993</b>	3,038,000	226,433	745.3
<b>1994</b>	3,082,000	253,169	821.4
<b>1995</b>	3,132,000	268,217	856.4





**SECTION 4**  
**STATEWIDE**  
**BEHAVIORAL CRIMES**  
**OFFENSE and ARREST PROFILE**



# OREGON CRIME CLOCK

## 1 Behavioral Crime every 3.5 minutes

**1 Weapon Law Violation  
every 1.7 hours**

**1 Prostitution Violation  
every 11.2 hours**

**1 Crime Against Family  
every 3.4 hours**

**1 Disorderly Conduct  
every 27.5 minutes**

**1 Drug Law Violation  
every 28.0 minutes**

**1 DUII Violation  
every 26.5 minutes**


**1 Runaway Juvenile  
every 34.4 minutes**

**1 Gambling Violation  
every 10.4 days**

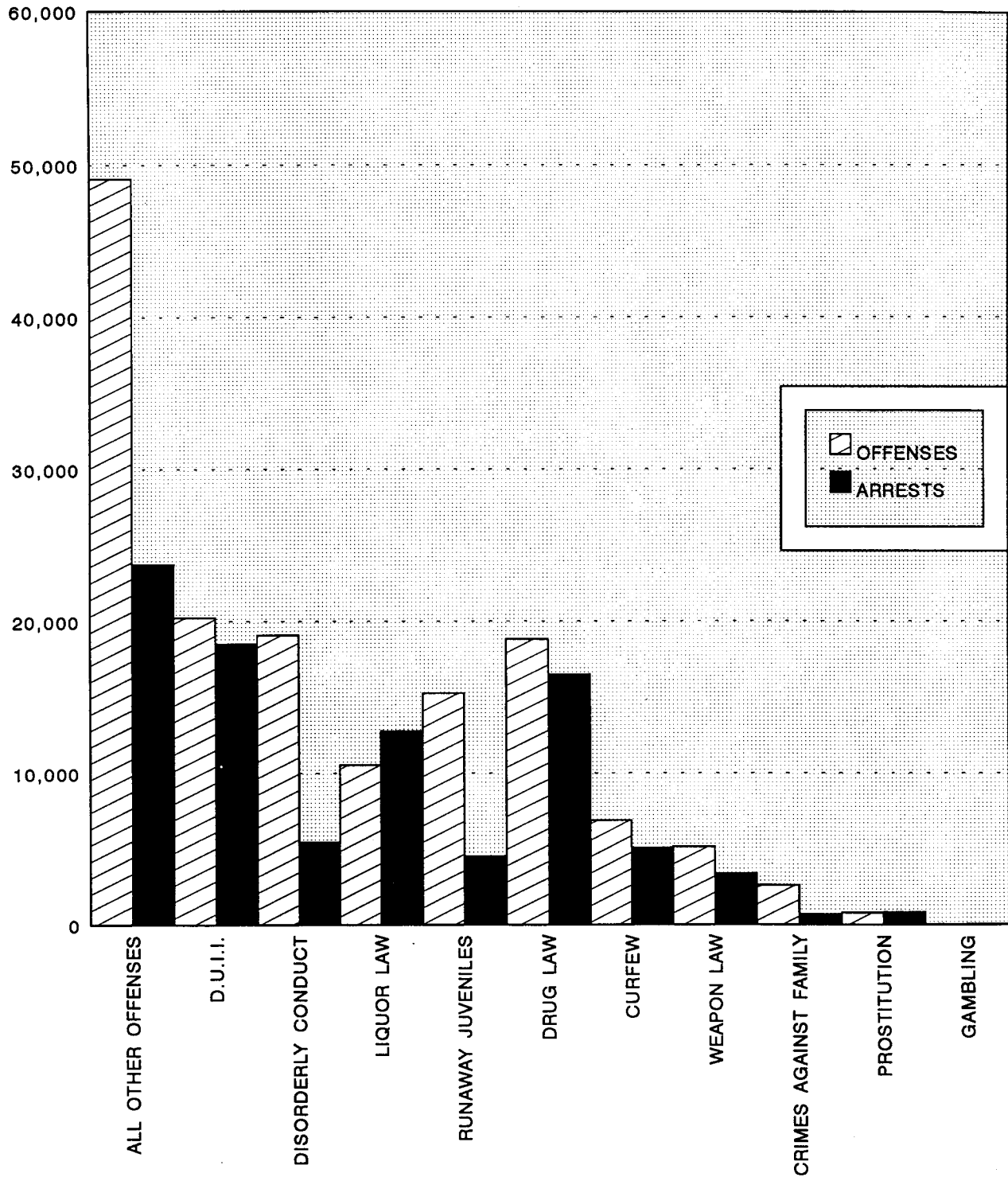
**1 Liquor Law Violation  
every 50.7 minutes**

**1 Curfew Violation  
every 1.3 hours**

**1 All Other (Except Traffic)  
every 10.7 minutes**



## STATEWIDE BEHAVIORAL CRIMES, 1995



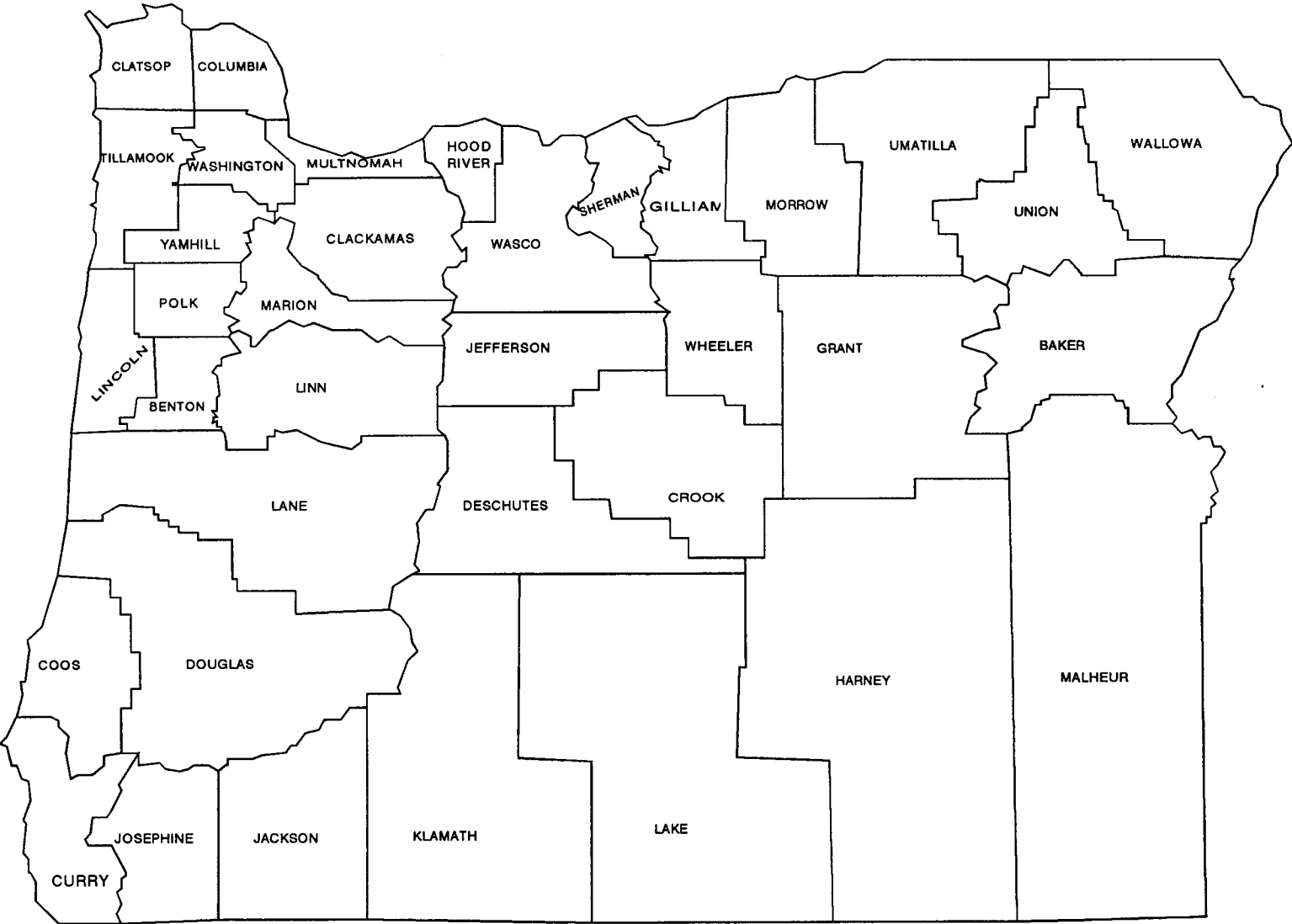
OFFENSES	49,079	20,241	19,095	10,534	15,260	18,831	6,869	5,139	2,605	780	35
ARRESTS	23,729	18,542	5,459	12,757	4,519	16,515	5,066	3,395	681	818	32

# STATEWIDE BEHAVIORAL CRIMES, 1995

CLASSIFICATION	1995 OFFENSES	PERSONS ARRESTED				PROPERTY	
		ADULT	JUVENILE	MALE *	FEMALE *	LOSS VALUE *	RECOVERED VALUE *
<b>WEAPON LAWS</b>							
Possess Illegally	1,330	799	214	921	63		
Carry Concealed	1,408	829	288	1,003	77		
Ex-Con in Possession	1,230	806	4	710	43		
Other	1,171	311	164	402	15		
<b>TOTAL</b>	<b>5,139</b>	<b>2,745</b>	<b>650</b>	<b>3,038</b>	<b>198</b>		NOT APPLICABLE
<b>PROSTITUTION</b>							
Engage In	498	554	5	376	178		
Promote	27	18	1	14	5		
Compel	16	4		4			
Other	239	231	5	42	194		
<b>TOTAL</b>	<b>780</b>	<b>807</b>	<b>11</b>	<b>436</b>	<b>377</b>		NOT APPLICABLE
<b>DRUG LAWS</b>							
Narcotics	5,198	4,890	204	4,107	954		
Marijuana	6,943	4,423	1,815	4,893	929		
Synthetic Narcotics	1,123	999	80	738	274		
Other Dangerous Drugs	5,567	4,078	226	3,054	1,163		
<b>TOTAL</b>	<b>18,831</b>	<b>14,390</b>	<b>2,125</b>	<b>12,792</b>	<b>3,320</b>		NOT APPLICABLE
<b>GAMBLING</b>							
Booking							
Numbers & Lottery	1	1		1			
Illegal Games	17	3		3			
Illegal Devices	6	6		4	1		
Illegal Payoff	1						
Other	10	13	9	20			
<b>TOTAL</b>	<b>35</b>	<b>23</b>	<b>9</b>	<b>28</b>	<b>1</b>		NOT APPLICABLE
<b>OFFENSES AGAINST FAMILY</b>							
Child Abandonment	93	7	2	3	6		
Child Neglect	1,587	503	8	173	292		
Non-Support	8	8		6	2		
Custodial Interference	530	57	1	27	28		
Other	387	94	1	40	29		
<b>TOTAL</b>	<b>2,605</b>	<b>669</b>	<b>12</b>	<b>249</b>	<b>357</b>		NOT APPLICABLE
<b>D. U. I. I.</b>							
Under .08	1,055	917	53	799	151		
.08 thru .14 Alcohol	5,010	4,864	78	3,928	750		
.15 thru .19 Alcohol	4,982	4,708	33	3,874	786		
.20 or Above Alcohol	3,195	2,997	9	2,442	519		
BA Refused	3,846	3,477	18	2,945	506		
BA Not Given	455	378	5	309	69		
Of Drugs	433	277	7	203	76		
Undetermined	1,265	914	11	608	121		
<b>TOTAL</b>	<b>20,241</b>	<b>18,330</b>	<b>212</b>	<b>15,108</b>	<b>2,978</b>		NOT APPLICABLE
<b>LIQUOR LAWS</b>							
Minor in Possession	6,220	5,092	4,384	6,980	2,166		
Illegal Make, Possess, Sell	45	52	1	43	10		
Illegal Establishment Operate	6	3		3			
Drinking in Public	2,004	1,931	5	1,744	191		
Furnishing	891	727	76	596	160		
Importing	6	2			2		
License Violation	126	21	1	17	5		
Minor on Premise	40	21	2	14	8		
Other	1,196	394	45	216	43		
<b>TOTAL</b>	<b>10,534</b>	<b>8,243</b>	<b>4,514</b>	<b>9,813</b>	<b>2,585</b>		NOT APPLICABLE
<b>DISORDERLY CONDUCT</b>							
	19,095	4,193	1,266	4,260	1,065		
<b>ALL OTHER</b>							
Trespass	15,373	6,413	2,341	7,088	1,530		
Escape your Custody	533	183	34	165	44		
Blackmail/Extortion	47	14	8	21	1	1,001	
Bomb Threat	386	5	7	11	1		
Other Criminal Threat	7,980	1,078	345	1,161	262		
Shoot in Prohib. Area	952	28	32	58	2		
Animal Ordinances	8,174	1,977	70	1,041	1,008		
Garbage/Littering	1,470	578	85	529	116		
Other	14,164	7,184	3,349	7,862	2,327		
<b>TOTAL</b>	<b>49,079</b>	<b>17,458</b>	<b>6,271</b>	<b>17,736</b>	<b>5,289</b>	<b>1,001</b>	
<b>CURFEW</b>							
	6,869		5,066	3,280	1,599		NOT APPLICABLE
<b>RUNAWAY</b>							
Male Juvenile	6,358		1,878	1,814			
Female Juvenile	8,902		2,841		2,565		
<b>TOTAL</b>	<b>15,260</b>		<b>4,519</b>	<b>1,814</b>	<b>2,565</b>		NOT APPLICABLE
<b>BEHAVIORAL CRIME</b>							
<b>TOTAL</b>	<b>148,468</b>	<b>66,858</b>	<b>24,855</b>	<b>68,350</b>	<b>20,334</b>	<b>1,001</b>	

\* Persons Arrested Male & Female and Property Loss & Recovered columns of this table do not include data from Douglas County Sheriff's Department or Hillsboro Police Department

# OREGON COUNTY MAP



**COUNTY FIVE YEAR PROFILE OF BEHAVIORAL CRIMES**

	1991	1992	1993	1994	1995
BAKER	451	523	532	496	562
BENTON	3,344	3,908	3,698	3,999	3,866
CLACKAMAS	6,956	7,284	7,391	7,828	8,459
CLATSOP	2,665	3,205	3,114	3,515	3,474
COLUMBIA	1,966	1,844	1,831	1,770	2,109
COOS	4,376	4,800	4,360	4,699	5,482
CROOK	913	817	869	899	1,072
CURRY	720	685	636	734	899
DESCHUTES	3,023	2,877	3,164	3,604	3,766
DOUGLAS	4,670	4,698	5,057	5,638	4,874
GILLIAM	47	31	43	57	56
GRANT	404	253	224	258	214
HARNEY	152	114	132	165	119
HOOD RIVER	730	737	734	685	772
JACKSON	7,591	8,274	9,450	8,396	5,459
JEFFERSON	1,108	949	781	955	1,191
JOSEPHINE	5,097	5,565	4,724	2,816	2,674
KLAMATH	1,822	1,490	1,537	1,809	2,097
LAKE	186	221	163	184	223
LANE	13,273	11,777	11,676	12,237	12,333
LINCOLN	2,508	2,466	2,541	2,824	2,677
LINN	8,844	7,808	8,527	7,169	8,638
MALHEUR	1,267	1,374	1,302	1,846	1,886
MARION	14,572	15,156	15,759	16,107	16,728
MORROW	310	198	223	214	320
MULTNOMAH	27,284	25,563	26,230	28,401	29,865
POLK	3,396	3,707	4,094	4,179	4,234
SHERMAN	78	54	75	50	49
TILLAMOOK	1,008	1,069	968	973	1,148
UMATILLA **	2,153	2,173	1,999	2,362	4,482
UNION	993	928	740	850	850
WALLOWA	182	172	233	206	220
WASCO	1,255	1,220	1,039	1,223	1,322
WASHINGTON	8,957	9,325	9,351	9,546	11,080
WHEELER	35	45	53	39	52
YAMHILL	5,097	5,215	5,030	5,465	5,216
<b>TOTAL</b>	<b>137,433</b>	<b>136,525</b>	<b>138,280</b>	<b>142,198</b>	<b>148,468</b>

\*\* Umatilla County - Pendleton Police Department submitted no reports for 1991, 1992, 1993 or 1994, but resumed reporting for 1995.



## STATEWIDE TEN YEAR OFFENSE, POPULATION and RATE PROFILE

YEAR	POPULATION	BEHAVIORAL CRIMES	RATE PER 10,000 POPULATION
1986	2,659,500	101,480	381.6
1987	2,690,000	106,802	397.0
1988	2,741,000	114,813	418.9
1989	2,791,000	133,826	479.5
1990	2,844,000	136,910	481.4
1991	2,930,000	137,433	469.1
1992	2,979,000	136,525	458.3
1993	3,038,000	138,280	455.2
1994	3,082,000	142,198	461.4
1995	3,132,000	148,468	474.0

**STATEWIDE DRUG LAW OFFENSES by TYPE OF DRUG and ACTIVITY - 1995**

TOTAL		Possess for Sale	Possess for Use	Furnish	Transpt/ Mfg/ Cultivate	Obtain Unlawful	Tamper w/Record	Other
12	Opium	3	9					
1,218	Heroin	523	658	13	8	2		14
9	Morphine	1	7				1	
3,019	Cocaine	1,041	1,912	23	10			33
24	Codeine	2	11		1		10	
836	Other Narcotic	113	251	10	5	9	25	423
5,118	<b>NARCOTIC TOTAL</b>	1,683	2,848	46	24	11	36	470
32	Hashish	6	24					2
1,823	Marij. Over Oz	535	815	42	393	1		37
4,869	Marij. Under Oz	548	4,012	72	163	2		72
6,724	<b>MARIJUANA TOTAL</b>	1,089	4,851	114	556	3	0	111
1,062	<b>SYNTHETIC TOTAL</b>	236	730	28	18	1	21	28
5,429	<b>OTHER DANGEROUS DRUG TOTAL</b>	1,429	3,492	144	131	27	47	159
18,333	<b>DRUG LAW OFFENSE TOTAL</b>	4,437	11,921	332	729	42	104	768

**STATEWIDE DRUG LAW ARRESTS by TYPE OF DRUG and ACTIVITY - 1995**

TOTAL		Possess for Sale	Possess for Use	Furnish	Transpt/ Mfg/ Cultivate	Obtain Unlawful	Tamper w/Record	Other
14	Opium	2	4		8			
1,241	Heroin	262	949	4	7	1		18
9	Morphine		8				1	
3,152	Cocaine	391	2,714	10	5			32
24	Codeine	2	14				8	
621	Other Narcotic	72	164	3	3	4	19	356
5,061	<b>NARCOTIC TOTAL</b>	729	3,853	17	23	5	28	406
35	Hashish	4	28		1			2
953	Marij. Over Oz	351	395	27	166	4		10
4,834	Marij. Under Oz	293	4,339	44	65	10		83
5,822	<b>MARIJUANA TOTAL</b>	648	4,762	71	232	14	0	95
1,012	<b>SYNTHETIC TOTAL</b>	255	699	22	11	1	12	12
4,217	<b>OTHER DANGEROUS DRUG TOTAL</b>	822	3,119	29	103	17	34	93
16,112	<b>DRUG LAW ARREST TOTAL</b>	2,454	12,433	139	369	37	74	606

These tables do not include data for the Douglas County Sheriff's Department or Hillsboro Police Department

## DRUG OFFENSES by COUNTY and TYPE - 1995

COUNTY	TOTAL	Other NARCOTIC			NARCOTIC TOTAL	Marij			MARIJ TOTAL	SYNTHETIC NARCOTIC	OTHER DANGER DRUGS
		Heroin	Cocaine	Narcotic		Over Oz	Under Oz	Hashish			
BAKER	57			27	27		16		16	2	12
BENTON	282	5	5	2	12	83	62	1	146	3	121
CLACKAMAS	902	7	14	451	472	42	256	1	299	23	108
CLATSOP	268	5	63	5	73	26	130	1	157	18	20
COLUMBIA	199	1	10	9	20	12	125		137	15	27
COOS	253	2		16	18	6	117		123	20	92
CROOK	115		3	3	6	6	34		40	2	67
CURRY	132	2			2	13	76		89	1	40
DESCHUTES	567	3	5	5	13	46	237	1	284	27	243
DOUGLAS **	412	2	5	9	16	9	208	1	218	108	70
GILLIAM	8				0	1	3		4		4
GRANT	12		1	2	3	1	5		6		3
HARNEY	13				0		7		7	3	3
HOOD RIVER	95	1	7	11	19	9	46		55	8	13
JACKSON	1,155	37	10	23	70	177	237		414	49	622
JEFFERSON	120		14		14	1	74		75		31
JOSEPHINE	691	28	19	3	50	48	241		289	9	343
KLAMATH	378	4	7	14	25	12	75		87	113	153
LAKE	18				0	2	11		13		5
LANE	2,078	264	154	20	438	151	715	8	874	63	703
LINCOLN	260	5	16	13	34	26	121	2	149	9	68
LINN	716	3	17	94	114	59	261	1	321	96	185
MALHEUR	104	1	16	5	22	8	42		50	2	30
MARION	1,545	136	175	23	334	289	203	1	493	49	669
MORROW	22				0	5	6		11	6	5
MULTNOMAH	5,689	697	2,379	33	3,109	341	769	10	1,120	268	1,192
POLK	291	1	11		12	140	37		177	1	101
SHERMAN	12		1		1	2	4		6	4	1
TILLAMOOK	111		4	1	5	11	68		79	10	17
UMATILLA	320		20	18	38	21	152	1	174	36	72
UNION	89			8	8	1	59		60	14	7
WALLOWA	19		1	2	3	3	9		12		4
WASCO	141	1	1	39	41	5	47		52	5	43
WASHINGTON **	870	8	57	38	103	95	359	1	455	92	220
WHEELER	3				0		1		1	1	1
YAMHILL	386	5	4	7	16	172	56	3	231	5	134
<b>TOTAL OFFENSES</b>	<b>18,333</b>	<b>1,218</b>	<b>3,019</b>	<b>881</b>	<b>5,118</b>	<b>1,823</b>	<b>4,869</b>	<b>32</b>	<b>6,724</b>	<b>1,062</b>	<b>5,429</b>

\*\* Douglas County - Does not include data from Douglas County Sheriff's Department

\*\* Washington County - Does not include data from Hillsboro Police Department

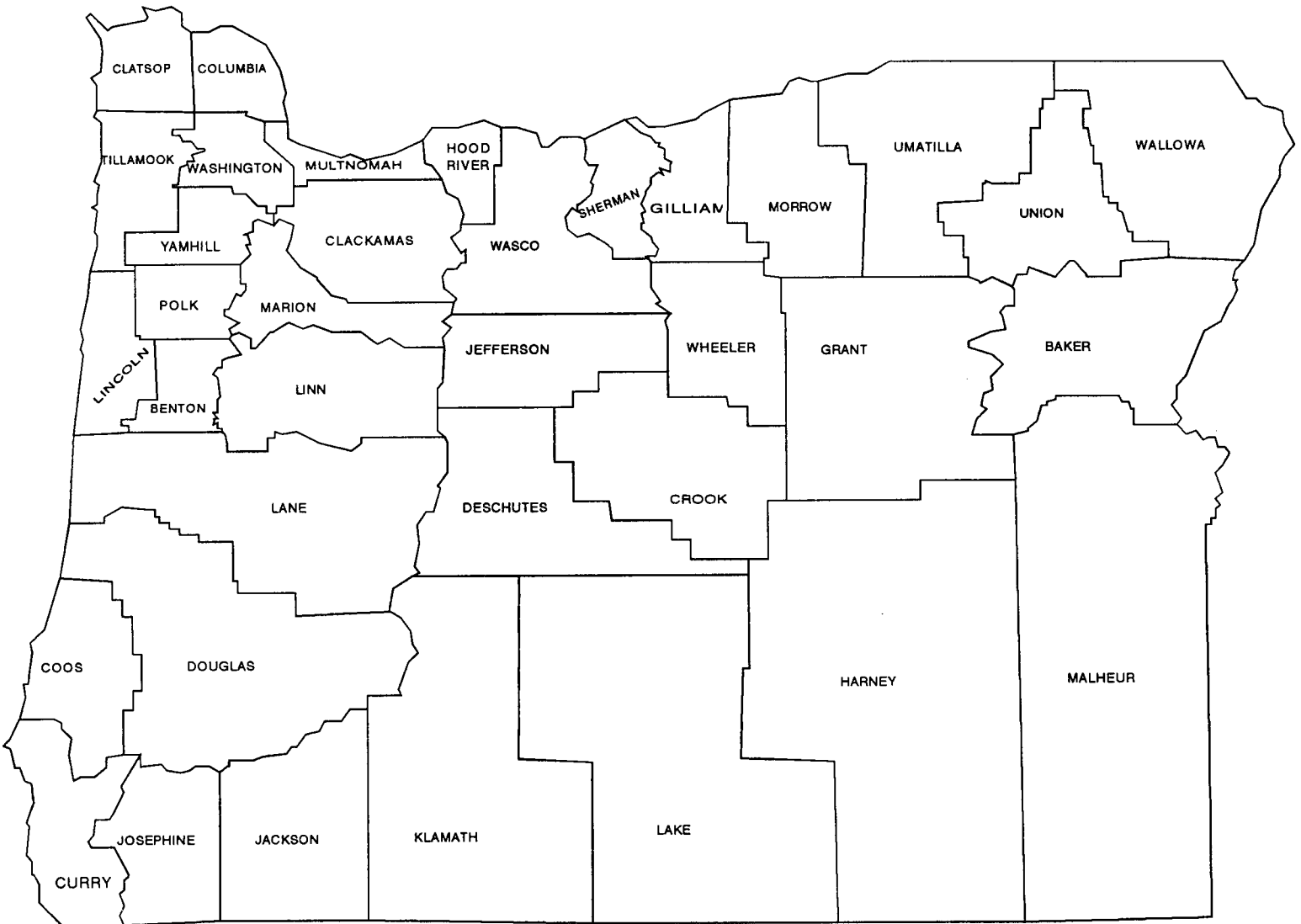
## DRUG ARRESTS by COUNTY and TYPE - 1995

COUNTY	TOTAL	Other NARCOTIC			NARCOTIC TOTAL	Marij	Marij	Hashish	MARIJ TOTAL	SYNTHETIC NARCOTIC	OTHER DANGER DRUGS
		Heroin	Cocaine	Narcotic		Over Oz	Under Oz				
BAKER	52	2	1	19	22		17		17		13
BENTON	194	1	2		3	21	88	1	110	1	80
CLACKAMAS	722	1	4	370	375	16	212	1	229	20	98
CLATSOP	299	3	93	2	98	29	132	1	162	23	16
COLUMBIA	178	1	5	6	12	7	125		132	14	20
COOS	434	5	2	25	32	15	168		183	54	165
CROOK	67		3	3	6	4	27		31		30
CURRY	127	2			2	14	78		92	7	26
DESCHUTES	532	1	2	6	9	43	233		276	29	218
DOUGLAS **	319	1	4	4	9	10	161	2	173	82	55
GILLIAM	8				0		2		2		6
GRANT	10		1	1	2		6		6		2
HARNEY	31			1	1	6	19		25	1	4
HOOD RIVER	93	1	3	7	11	10	54		64	6	12
JACKSON	914	36	8	21	65	105	208	1	314	40	495
JEFFERSON	126		31		31	3	65		68		27
JOSEPHINE	345	7	6	1	14	29	122		151	2	178
KLAMATH	335	2	6	9	17	10	53		63	121	134
LAKE	19				0	2	15		17		2
LANE	2050	279	195	22	496	112	695	9	816	63	675
LINCOLN	205	5	17	12	34	10	106	3	119	7	45
LINN	455	4	3	37	44	39	199		238	49	124
MALHEUR	67		7	3	10	3	37		40	3	14
MARION	1054	109	110	13	232	97	294	1	392	35	395
MORROW	16				0	5	3		8	6	2
MULTNOMAH	5672	766	2,560	31	3,357	242	768	13	1023	317	975
POLK	200		8		8	14	122		136	1	55
SHERMAN	15		1		1	4	5		9	4	1
TILLAMOOK	107		2		2	9	72		81	8	16
UMATILLA	225		10	6	16	13	110		123	21	65
UNION	112			10	10	3	74		77	15	10
WALLOWA	16		1		1	2	9		11	1	3
WASCO	136	3	1	29	33	4	49		53	3	47
WASHINGTON **	747	10	62	28	100	59	352	3	414	76	157
WHEELER	2				0				0	1	1
YAMHILL	228	2	4	2	8	13	154		167	2	51
<b>TOTAL OFFENSES</b>	<b>16112</b>	<b>1,241</b>	<b>3,152</b>	<b>668</b>	<b>5,061</b>	<b>953</b>	<b>4,834</b>	<b>35</b>	<b>5,822</b>	<b>1,012</b>	<b>4,217</b>

\*\* Douglas County - Does not include data from Douglas County Sheriff's Department

\*\* Washington County - Does not include data from Hillsboro Police Department

# OREGON COUNTY MAP



<b>DRUG OFFENSES by COUNTY 1991 through 1995</b>					
	<b>1991</b>	<b>1992</b>	<b>1993</b>	<b>1994</b>	<b>1995</b>
BAKER	23	40	69	42	57
BENTON	117	159	161	199	282
CLACKAMAS	466	450	542	794	902
CLATSOP	149	123	142	234	268
COLUMBIA	129	91	122	150	199
COOS	184	187	214	251	253
CROOK	54	16	37	69	115
CURRY	122	54	56	111	132
DESCHUTES	227	280	276	497	567
DOUGLAS **	491	558	658	955	412
GILLIAM	0	1	9	16	8
GRANT	10	16	8	43	12
HARNEY	2	7	10	47	13
HOOD RIVER	45	44	51	76	95
JACKSON	567	753	954	1,146	1,155
JEFFERSON	63	63	54	108	120
JOSEPHINE	493	546	641	540	691
KLAMATH	90	92	146	280	378
LAKE	15	8	29	16	18
LANE	1,189	1,084	1,283	2,019	2,078
LINCOLN	173	132	169	234	260
LINN	548	380	442	601	716
MALHEUR	45	84	50	105	104
MARION	868	948	927	1,209	1,504
MORROW	29	18	14	12	22
MULTNOMAH	4,363	4,177	4,555	4,825	5,689
POLK	234	158	194	214	332
SHERMAN	10	3	11	8	12
TILLAMOOK	128	70	79	69	111
UMATILLA **	101	75	80	131	320
UNION	36	49	31	69	89
WALLOWA	7	9	20	15	19
WASCO	64	56	77	114	141
WASHINGTON **	460	617	603	672	870
WHEELER	1	3		2	3
YAMHILL	247	266	317	353	386
<b>TOTAL</b>	<b>11,750</b>	<b>11,617</b>	<b>13,031</b>	<b>16,226</b>	<b>18,333</b>

\*\* Umatilla County - Pendleton Police Department submitted no reports for 1991, 1992, 1993 or 1994, but resumed reporting for 1995

\*\* Douglas County - Does not include data from Douglas County Sheriff's Department

\*\* Washington County - Does not include data from Hillsboro Police Department

<b>D. U. I. I. OFFENSES BY COUNTY FOR YEARS 1991 through 1995</b>					
<b>COUNTY</b>	<b>1991</b>	<b>1992</b>	<b>1993</b>	<b>1994</b>	<b>1995</b>
<b>Baker</b>	122	125	139	66	73
<b>Benton</b>	430	569	483	442	467
<b>Clackamas</b>	1,943	1,961	2,040	1,993	2,167
<b>Clatsop</b>	717	598	560	585	563
<b>Columbia</b>	581	483	538	497	490
<b>Coos</b>	1,083	958	642	630	491
<b>Crook</b>	159	236	119	159	108
<b>Curry</b>	306	323	266	251	287
<b>Deschutes</b>	1,036	930	831	795	667
<b>Douglas</b>	1,120	881	906	710	708
<b>Gilliam</b>	32	15	15	19	17
<b>Grant</b>	96	63	62	45	47
<b>Harney</b>	58	46	43	37	30
<b>Hood River</b>	419	397	376	320	261
<b>Jackson</b>	1,626	1,453	1,474	1,034	1,094
<b>Jefferson</b>	400	284	276	295	287
<b>Josephine</b>	685	612	665	448	379
<b>Klamath</b>	545	463	383	388	473
<b>Lake</b>	66	83	52	51	74
<b>Lane</b>	2,781	2,675	2,163	1,457	1,402
<b>Lincoln</b>	709	720	647	626	464
<b>Linn</b>	1,103	855	717	620	570
<b>Malheur</b>	363	331	340	314	265
<b>Marion</b>	2,898	2,357	2,042	1,625	1,587
<b>Morrow</b>	88	63	50	54	39
<b>Multomah</b>	4,554	3,724	3,349	3,203	3,450
<b>Polk</b>	458	467	392	266	336
<b>Sherman</b>	25	23	26	17	12
<b>Tillamook</b>	245	198	178	176	173
<b>Umatilla **</b>	804	751	605	465	678
<b>Union</b>	276	188	156	193	140
<b>Wallowa</b>	47	30	44	37	35
<b>Wasco</b>	343	277	201	153	160
<b>Washington</b>	2,308	1,997	1,744	1,527	1,648
<b>Wheeler</b>	7	8	7	1	4
<b>Yamhill</b>	675	765	575	596	595
<b>TOTAL</b>	<b>29,108</b>	<b>25,909</b>	<b>23,106</b>	<b>20,095</b>	<b>20,241</b>

\*\* Umatilla County - Pendleton Police Department submitted no reports for 1991, 1992, 1993 or 1994, but resumed reporting for 1995

**STATEWIDE D. U. I. I. OFFENSES DISTRIBUTED BY COUNTY and MAJOR POPULATION CENTER 1995**

	County Population	No. DUII Arrests	Rate per 10,000	St. Police Arrests	Sheriff Arrests	Major City	City Population	D. U. I. I. Arrests
BAKER	16,500	73	44.2	33	13	Baker City	9,730	27
BENTON	75,500	467	61.9	144	171	Corvallis	47,485	135
CLACKAMAS	308,600	2,167	70.2	290	1,185	Lake Oswego	33,145	128
CLATSOP	34,300	563	164.1	84	95	Astoria	10,100	192
COLUMBIA	39,700	490	123.4	89	40	St. Helens	8,080	123
COOS	62,100	491	79.1	110	73	Coos Bay	15,430	107
CROOK	15,700	108	68.8	2	43	Prineville	6,095	63
CURRY	22,200	287	129.3	104	146	Brookings	5,220	20
DESCHUTES	94,100	667	70.9	104	203	Bend	30,630	268
DOUGLAS	97,700	708	72.5	172	266	Roseburg	19,220	161
GILLIAM	1,750	17	97.1	2	15			
GRANT	7,950	47	59.1	18	8	John Day	1,900	18
HARNEY	7,050	30	42.6	6	4	Burns	2,890	10
HOOD RIVER	18,700	261	139.6	22	173	Hood River	4,940	66
JACKSON	164,400	1,094	66.5	187	204	Medford	55,090	324
JEFFERSON	16,100	287	178.3	59	143	Madras	4,675	85
JOSEPHINE	71,100	379	53.3	126	77	Grants Pass	19,660	176
KLAMATH	61,600	473	76.8	215	166	Klamath Falls	18,680	92
LAKE	7,550	74	98.0	18	23	Lakeview	2,645	33
LANE	301,900	1,402	46.4	616	209	Eugene	121,905	245
						Springfield	49,005	130
LINCOLN	41,800	464	111.0	58	91	Lincoln City	6,570	96
						Newport	9,495	178
LINN	98,100	570	58.1	199	113	Albany	36,205	143
MALHEUR	28,200	265	94.0	35	60	Ontario	9,980	128
MARION	258,000	1,587	61.5	372	261	Salem	104,030	544
MORROW	8,700	39	44.8	22	10			
MULTNOMAH	626,500	3,450	55.1	375	363	Gresham	77,240	490
						Portland	497,600	2,158
POLK	55,400	336	60.6	40	76	Dallas	10,850	85
SHERMAN	1,900	12	63.2	10	2			
TILLAMOOK	23,300	173	74.2	31	61	Tillamook	4,245	50
UMATILLA	65,200	678	104.0	184	42	Pendleton	15,930	206
UNION	24,400	140	57.4	59	15	La Grande	12,370	56
WALLOWA	7,250	35	48.3	21	10			
WASCO	22,600	160	70.8	44	43	The Dalles	11,355	73
WASHINGTON	370,000	1,648	44.5	141	515	Beaverton	61,720	273
						Hillsboro	46,160	336
						Tigard	35,000	80
WHEELER	1,550	4	25.8	1	3			
YAMHILL	74,600	595	79.8	64	182	McMinnville	22,140	117
<b>STATEWIDE TOTALS</b>	<b>3,132,000</b>	<b>20,241</b>	<b>64.6</b>	<b>4,057</b>	<b>5,104</b>	<b>MAJOR CITY TOTAL</b>	<b>1,427,415</b>	<b>7,416</b>





**SECTION 5**  
**STATEWIDE**  
**REGULATORY OFFENSES**  
**TRAFFIC CRIME, FISH & GAME, and MARINE VIOLATIONS**

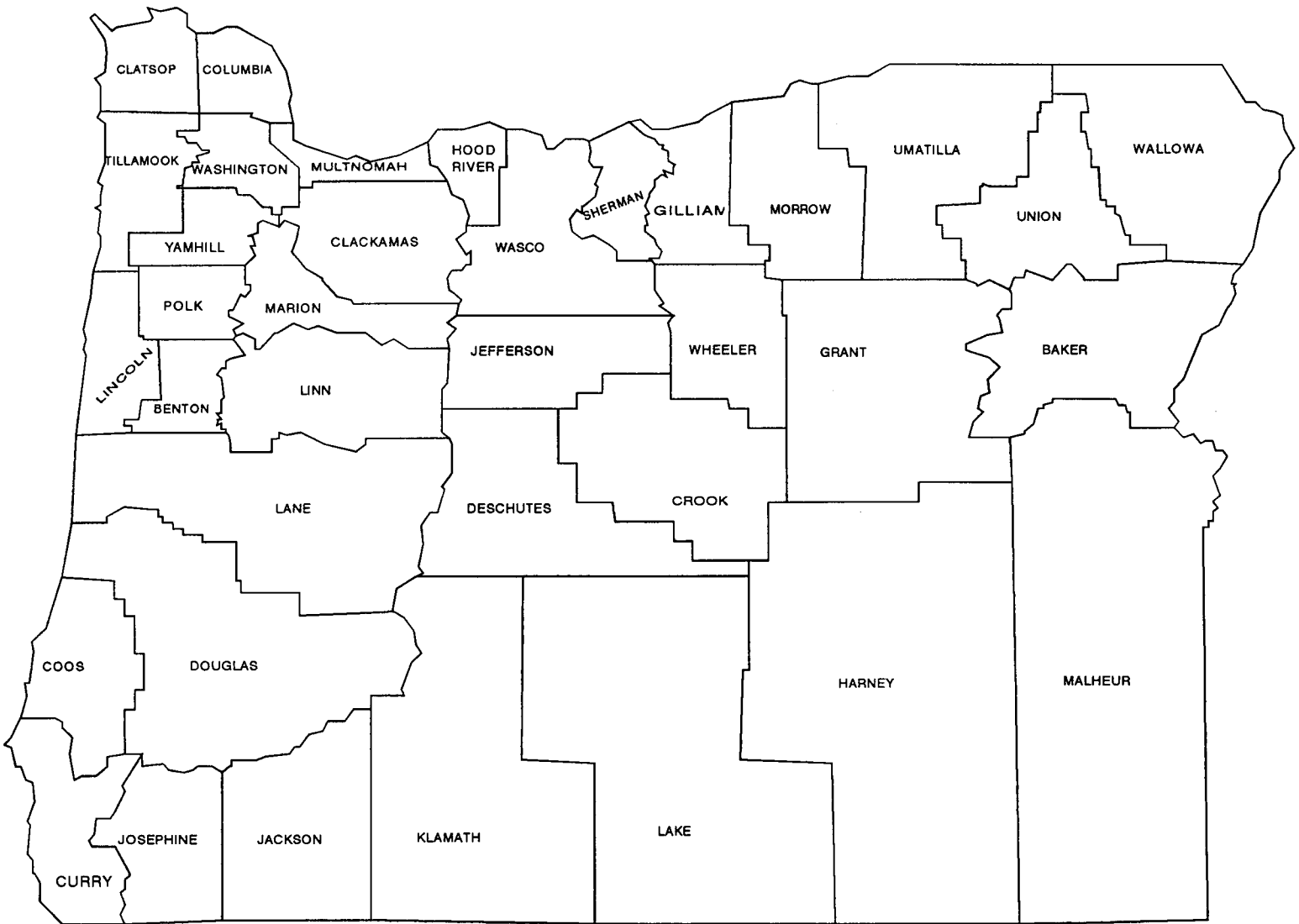


# STATEWIDE TRAFFIC CRIME, FISH & GAME, and MARINE VIOLATIONS

CLASSIFICATION	1995 OFFENSES	PERSONS ARRESTED			
		ADULT	JUVENILE	MALE*	FEMALE*
<b>TRAFFIC CRIME</b>					
Hit & Run-Misdemeanor	2,512	1,394	146	1,210	292
Hit & Run-Felony	323	161	10	147	22
Reckless Driving	2,908	995	155	975	137
Eluding	1,932	559	50	540	40
Drive/W Suspend-Misdemeanor	6,097	4,162	71	3,500	669
Drive/W Suspend-Felony	8,295	5,984	30	5,382	466
Fail to Display Drive License	4,556	3,107	176	2,689	556
<b>TRAFFIC CRIME TOTAL</b>	<b>26,623</b>	<b>16,362</b>	<b>638</b>	<b>14,443</b>	<b>2,182</b>
<b>FISH and GAME</b>					
Sport Fishing	3,350	3,076	148	3,005	218
Commercial Fishing	196	159	1	158	2
Personal Use	405	384	7	349	42
Game	1,765	1,443	88	1,463	59
<b>FISH and GAME TOTAL</b>	<b>5,716</b>	<b>5,062</b>	<b>244</b>	<b>4,975</b>	<b>321</b>
<b>MARINE VIOLATIONS</b>					
License Violation	141	130		125	5
Insuff Life Preserve	280	253	21	252	22
Muffling	5	5		5	
Other Equip. Violation	19	16		15	1
Operate Without Lights	11	7	1	8	
Reckless Operation	20	17	2	18	
Speeding	100	95	3	92	6
Operate While Intoxicated	91	81		73	8
Other	55	41	1	41	1
<b>MARINE TOTAL</b>	<b>722</b>	<b>645</b>	<b>28</b>	<b>629</b>	<b>43</b>

\* Persons Arrested Male & Female columns do not include data from Douglas County Sheriff's Department or Hillsboro Police Department

# OREGON COUNTY MAP



## TRAFFIC CRIME OFFENSES by COUNTY, 1995

COUNTY	1995 TOTAL	Hit & Run	Hit & Run	Reckless	Eluding	Drive w/	Drive w/	Failure to
		Misd.	Felony	Driving		Susp-Misd.	Susp-Felony	
BAKER	84	10	2	24	9	20	10	9
BENTON	393	42	3	40	28	122	120	38
CLACKAMAS	2,557	157	16	203	200	369	1285	327
CLATSOP	472	25	3	44	35	86	117	162
COLUMBIA	401	30	3	25	29	252	49	13
COOS	636	32	4	82	38	102	158	220
CROOK	102	14		8	7	25	41	7
CURRY	186	18	1	28	21	21	45	52
DESCHUTES	635	83	12	108	59	119	250	4
DOUGLAS **	631	35	10	62	42	85	214	183
GILLIAM	35	1				2	13	19
GRANT	29	2	2	7	2	5	11	
HARNEY	11	2		1	1	1	6	
HOOD RIVER	219	26		58	15	22	45	53
JACKSON	1,090	84	32	132	77	348	389	28
JEFFERSON	285	19	2	49	16	34	163	2
JOSEPHINE	409	44	5	53	50	43	156	58
KLAMATH	589	23	4	47	47	245	168	55
LAKE	39	4	1	2	2	10	20	
LANE	2,326	207	30	282	176	323	850	458
LINCOLN	461	58	2	57	35	144	118	47
LINN	833	61	5	117	66	123	238	223
MALHEUR	393	34	4	26	18	112	77	122
MARION	2,588	272	17	222	186	642	591	658
MORROW	49	8		11	8	13	9	
MULTNOMAH	6,464	656	102	706	511	1909	1712	868
POLK	569	48	1	43	18	128	86	245
SHERMAN	11			3			4	4
TILLAMOOK	193	20	3	24	13	30	98	5
UMATILLA	516	72	6	57	35	155	154	37
UNION	173	20	3	37	10	46	42	15
WALLOWA	26	3		5	5	5	7	1
WASCO	229	23	2	23	12	33	58	78
WASHINGTON **	2,068	231	44	182	95	369	673	474
WHEELER	4				1	2	1	
YAMHILL	487	86	1	92	31	82	143	52
<b>TOTAL</b>	<b>26,193</b>	<b>2,450</b>	<b>320</b>	<b>2,860</b>	<b>1,898</b>	<b>6,027</b>	<b>8,121</b>	<b>4,517</b>

\*\* Douglas County - Does not include data from Douglas County Sheriffs Department

\*\* Washington County - Does not include data from Hillsboro Police Department

<b>FISH &amp; GAME OFFENSES by COUNTY, 1995</b>					
<b>COUNTY</b>	<b>1995 TOTAL</b>	<b>Sport Fishing</b>	<b>Commercial Fishing</b>	<b>Personal Use</b>	<b>Game</b>
BAKER	108	64			44
BENTON	57	26		3	28
CLACKAMAS	284	241			43
CLATSOP	413	244	33	21	115
COLUMBIA	110	54		2	54
COOS	259	114	19	51	75
CROOK	84	48			36
CURRY	174	118	34	13	9
DESCHUTES	207	138		4	65
DOUGLAS **	273	204	3	5	61
GILLIAM	41	6	2		33
GRANT	58	13			45
HARNEY	41	6			35
HOOD RIVER	127	92	1		34
JACKSON	288	136		91	61
JEFFERSON	105	72		7	26
JOSEPHINE	78	53			25
KLAMATH	80	34			46
LAKE	37	15			22
LANE	635	437	7	12	179
LINCOLN	246	113	77	34	22
LINN	181	102	2	5	72
MALHEUR	137	69			68
MARION	159	119		11	29
MORROW	86	18			68
MULTNOMAH	317	283	3		31
POLK	33	8			25
SHERMAN	28	26			2
TILLAMOOK	446	246	12	146	42
UMATILLA	181	80			101
UNION	99	16			83
WALLOWA	106	43			63
WASCO	141	87	3		51
WASHINGTON **	40	16			24
WHEELER	25	2			23
YAMHILL	25	6			19
<b>TOTAL</b>	<b>5,709</b>	<b>3,349</b>	<b>196</b>	<b>405</b>	<b>1,759</b>

\*\* Douglas County - Does not include data from Douglas County Sheriff s Department

\*\* Washington County - Does not include data from Hillsboro Police Department

MARINE VIOLATION OFFENSES by COUNTY, 1995										
COUNTY	1995 TOTAL	License Violations	Insf. Life Preserver	Muffling	Other Equip Violation	Operate w/o Lights	Reckless Operation	Speeding	Operate W/ Intoxicated	Other
BAKER	0									
BENTON	0									
CLACKAMAS	6	1	5							
CLATSOP	15	7	3		1		3			1
COLUMBIA	87	17	25		1	4	1	23	3	13
COOS	20	11	4		1	1			2	1
CROOK	3						1		2	
CURRY	3		2			1				
DESCHUTES	130	18	71		4	1		31		5
DOUGLAS **	2		1					1		
GILLIAM	0									
GRANT	0									
HARNEY	0									
HOOD RIVER	9		8							1
JACKSON	255	42	103	5	10		3	43	34	15
JEFFERSON	7		3			1		1		2
JOSEPHINE	0									
KLAMATH	2						1		1	
LAKE	2	1	1							
LANE	21	3	18							
LINCOLN	53	28	17						6	2
LINN	17	3	10		1		1			2
MALHEUR	3	1	1				1			
MARION	14	1	3				1	1	5	3
MORROW	1					1				
MULTNOMAH	65	5	4		1	2	7		37	9
POLK	0									
SHERMAN	0									
TILLAMOOK	1	1								
UMATILLA	1		1							
UNION	0									
WALLOWA	2	2								
WASCO	1								1	
WASHINGTON **	0									
WHEELER	0									
YAMHILL	0									
<b>TOTAL</b>	<b>720</b>	<b>141</b>	<b>280</b>	<b>5</b>	<b>19</b>	<b>11</b>	<b>19</b>	<b>100</b>	<b>91</b>	<b>54</b>

\*\* Douglas County - Does not include data from Douglas County Sheriff s Department  
 \*\* Washington County - Does not include data from Hillsboro Police Department





**SECTION 6**  
**STATEWIDE**  
**ARREST INFORMATION**

This section provides statewide information on the number of persons arrested for each offense.

The state tables provide information by the age, sex and race of persons arrested.



NUMBER OF ARRESTS BY AGE - STATE OF OREGON , 1995

TOTAL ARRESTS	ADULT ARRESTS	JUVENILE ARRESTS		Under 10	10 to 12	13 to 14	15	16	17	18	19	20	21	22	23	24	25 to 29	30 to 34	35 to 39	40 to 44	45 to 49	50 to 54	55 to 59	60 to 64	65 and Over	
<b>CRIMES AGAINST PERSONS</b>																										
171	146	25	Wilful Murder *			2	4	10	9	11	13	17	7	5	6	6	24	16	11	13	10	4	1	1	1	
27	26	1	Neg. Homicide (1)	1						2				1		4	6	4	6	1	1			1		
343	281	62	Forcible Rape *		6	27	11	15	3	14	23	9	17	11	11	10	50	42	41	26	15	6	3	1	2	
1,407	1,113	294	Other Sex Crime	7	42	123	47	37	38	50	41	43	24	33	26	36	147	213	177	118	78	45	26	21	35	
151	133	18	Kidnapping			2	7	3	6	5	6	1	2	9	4	4	26	26	19	17	11	3				
1,608	1,170	438	Robbery *	1	36	108	79	108	108	90	92	64	45	49	54	37	217	207	159	91	47	14	3	1		
2,982	2,218	764	Aggravated Assault *	9	90	188	129	167	181	131	134	100	95	83	88	83	387	351	327	214	108	56	29	9	23	
19,825	16,675	3,150	Simple Assault	67	406	982	586	545	564	531	557	520	570	562	621	649	3,316	3,369	2,741	1,637	809	401	163	102	127	
26,514	21,762	4,752	<b>TOTAL</b>	85	580	1,432	863	883	909	834	866	754	760	753	810	829	4,173	4,228	3,481	2,117	1,079	529	225	136	188	
<b>CRIMES AGAINST PROPERTY</b>																										
4,462	2,635	1,827	Burglary *	68	228	570	360	319	282	254	195	151	133	93	108	132	499	454	334	165	75	26	9	2	5	
29,623	19,085	10,538	Larceny *	213	1,520	3,308	1,901	1,820	1,776	1,491	1,326	945	803	739	688	695	3,109	2,937	2,630	1,812	939	398	229	122	222	
4,584	3,173	1,411	Motor Vehicle Theft *	2	40	363	332	360	314	334	212	200	172	147	152	156	690	536	318	170	53	23	6	2	2	
557	227	330	Arson *	58	76	101	47	24	24	18	13	17	13	8	7	8	33	26	23	25	17	6	7	3	3	
2,542	2,347	195	Forgery/Counterfeit		4	23	39	43	86	101	140	117	138	112	116	107	501	459	288	167	70	15	13	3		
1,602	1,455	147	Fraud		8	20	26	38	55	68	87	74	62	46	65	60	277	266	223	133	44	26	13	7	4	
123	119	4	Embezzlement					4	11	15	4	2	9	9	6	24	14	11	5	5	4					
689	503	186	Stolen Property	1	19	45	35	38	48	44	44	23	34	25	20	23	85	79	71	37	8	3	4	1	2	
5,327	2,673	2,654	Vandalism	127	392	811	429	446	449	317	278	155	158	107	119	106	423	403	266	185	90	28	17	8	13	
49,509	32,217	17,292	<b>TOTAL</b>	469	2,287	5,241	3,169	3,088	3,038	2,638	2,310	1,686	1,515	1,286	1,284	1,293	5,641	5,174	4,164	2,699	1,301	529	298	148	251	
<b>BEHAVIORAL CRIMES</b>																										
3,234	2,600	634	Weapon Laws	4	32	148	140	147	163	186	157	166	126	101	120	135	497	427	330	177	97	35	28	9	9	
813	800	13	Prostitution			2	1		10	34	34	28	30	41	38	39	144	153	108	66	38	18	12	7	10	
16,113	14,015	2,098	Drug Laws	4	47	469	449	539	590	678	674	640	592	587	575	596	2,738	2,798	2,135	1,195	556	157	60	17	17	
29	20	9	Gambling			2	1	2	4	1	1	1	1			1	6	3	2		3	1				
606	594	12	Crimes Against Family		1	1	6	2	2	11	20	23	15	23	20	26	118	112	98	44	35	15	16	8	10	
18,084	17,864	220	D.U.I.	3		5	8	48	156	268	365	418	602	594	569	624	2,938	3,146	2,876	2,185	1,460	823	434	262	300	
12,198	7,787	4,411	Liquor Laws	5	82	650	786	1,235	1,653	1,838	1,848	1,335	292	176	135	104	362	400	424	344	268	121	77	48	15	
5,325	4,083	1,242	Disorderly Conduct	26	125	345	255	235	256	213	212	169	244	233	193	183	702	645	554	331	218	92	37	19	38	
23,025	16,819	6,206	All Other	66	374	1,473	1,427	1,420	1,446	969	913	780	709	620	584	599	2,613	2,790	2,451	1,694	994	488	252	133	230	
4,879	0	4,879	Curfew	10	202	1,259	1,147	1,203	1,058																	
4,379	0	4,379	Runaway Juveniles	25	302	1,746	1,109	774	423																	
88,685	64,582	24,103	<b>TOTAL</b>	143	1,165	6,100	5,329	5,605	5,761	4,198	4,224	3,560	2,611	2,375	2,235	2,306	10,118	10,474	8,978	6,036	3,669	1,750	916	503	629	
164,708	118,561	46,147	<b>GRAND TOTAL</b>	697	4,032	12,773	9,361	9,576	9,708	7,670	7,400	6,000	4,886	4,414	4,329	4,428	19,932	19,876	16,623	10,852	6,049	2,808	1,439	787	1,068	
44,330	28,935	15,395	* Index Total	351	1,996	4,667	2,863	2,821	2,697	2,343	2,008	1,503	1,285	1,135	1,114	1,127	5,009	4,569	3,843	2,516	1,264	533	287	141	258	
16,625	15,971	654	Traffic Crimes	1	4	36	80	194	339	594	680	620	694	720	735	722	3,425	3,284	2,084	1,248	603	242	125	64	131	
5,296	5,053	243	Fish & Game Violations		2	17	24	76	124	159	142	158	183	164	168	169	823	811	691	587	355	193	139	122	189	
672	644	28	Marine Violations			1	5	8	14	10	10	15	19	15	21	22	76	112	113	76	72	29	20	17	17	

6-3

(1) Negligent Homicide Arrests include Traffic Death Arrests  
Does not include arrest data from Douglas County Sheriffs Department or Hillsboro Police Department

NUMBER OF MALE ARRESTS BY AGE - STATE OF OREGON, 1995

TOTAL ARRESTS	ADULT ARRESTS	JUVENILE ARRESTS		Under 10	10 to 12	13 to 14	15	16	17	18	19	20	21	22	23	24	25 to 29	30 to 34	35 to 39	40 to 44	45 to 49	50 to 54	55 to 59	60 to 64	65 and Over	
<b>CRIMES AGAINST PERSONS</b>																										
149	125	24	Willful Murder *			2	3	10	9	9	13	15	7	5	5	6	21	14	7	10	7	3	1	1	1	
23	22	1	Neg. Homicide (1)	1						2				1		4	5	3	5	1	1					
340	279	61	Forcible Rape *		6	26	11	15	3	14	23	9	17	11	11	10	49	41	41	26	15	6	3	1	2	
1,351	1,077	274	Other Sex Crime	6	37	115	45	34	37	47	39	43	24	32	25	35	140	207	167	116	76	45	26	20	35	
139	124	15	Kidnapping			2	5	3	5	5	6	1	2	7	4	4	24	24	18	16	10	3				
1,398	1,023	375	Robbery *	1	32	87	66	89	100	86	84	58	41	44	48	29	193	164	140	80	40	12	3	1		
2,495	1,887	608	Aggravated Assault *	8	69	134	98	136	163	123	120	90	86	67	79	74	311	294	276	171	95	49	22	9	21	
15,764	13,458	2,306	Simple Assault	60	329	666	409	403	439	405	443	420	448	441	506	526	2,665	2,663	2,205	1,369	682	347	135	94	109	
21,659	17,995	3,664	<b>TOTAL</b>	76	473	1,032	637	690	756	691	728	636	625	608	678	688	3,408	3,410	2,859	1,789	926	465	190	126	168	
<b>CRIMES AGAINST PROPERTY</b>																										
3,946	2,327	1,619	Burglary *	61	199	495	314	290	260	229	181	143	119	83	97	123	432	389	287	140	71	21	7	2	3	
19,766	12,866	6,900	Larceny *	170	1,011	2,021	1,207	1,242	1,249	1,091	969	670	553	508	491	495	2,073	1,887	1,723	1,205	629	235	144	82	111	
3,706	2,614	1,092	Motor Vehicle Theft *	2	22	253	259	287	269	305	183	168	143	125	118	120	556	419	266	139	41	22	6	1	2	
450	165	285	Arson *	52	63	88	41	21	22	12	8	9	11	8	6	7	22	20	18	17	13	4	5	3	2	
1,561	1,452	109	Forgery/Counterfeit			12	19	23	55	68	95	80	78	75	80	68	304	258	170	105	48	11	9	3		
985	895	90	Fraud		4	11	14	24	37	34	52	46	45	27	41	39	172	154	144	83	25	15	11	3	4	
48	45	3	Embezzlement						3	5	7	2		3	4	1	10	4	3	4	2					
543	395	148	Stolen Property	1	15	30	29	34	39	40	40	16	30	19	18	18	62	58	55	27	4	3	3		2	
4,598	2,286	2,312	Vandalism	120	349	667	373	413	390	261	241	138	142	97	106	97	349	333	219	154	74	24	13	6	12	
35,603	23,045	12,558	<b>TOTAL</b>	406	1,663	3,575	2,256	2,334	2,324	2,065	1,776	1,272	1,121	945	961	968	3,980	3,522	2,885	1,874	907	335	198	100	136	
<b>BEHAVIORAL CRIMES</b>																										
3,036	2,428	608	Weapon Laws	4	31	137	134	144	158	177	154	161	122	93	105	130	459	396	295	165	94	33	27	9	8	
436	433	3	Prostitution			1			2	7	11	10	14	15	21	20	71	75	60	51	32	18	11	7	10	
12,793	11,096	1,697	Drug Laws	4	35	359	347	449	503	583	566	551	495	490	470	484	2,169	2,095	1,599	923	468	126	47	15	15	
28	19	9	Gambling			2	1	2	4	1	1	1	1	1	1	6	3	2	2	2	1					
249	243	6	Crimes Against Family		1	1	3		1	10	3	7	5	9	5	9	50	42	50	20	16	4	3	6	4	
15,106	14,917	189	D.U.I.	3		4	6	41	135	229	319	372	540	523	506	544	2,493	2,521	2,320	1,769	1,212	702	370	229	268	
9,613	6,555	3,058	Liquor Laws	4	44	350	479	876	1,305	1,474	1,521	1,135	245	150	115	97	323	342	361	291	258	114	73	43	13	
4,260	3,331	929	Disorderly Conduct	23	102	231	180	187	206	171	172	128	212	200	171	154	586	499	448	263	179	80	28	14	26	
17,736	13,188	4,548	All Other	50	292	1,010	994	1,077	1,125	786	745	632	602	509	475	477	2,025	2,095	1,881	1,324	785	370	205	102	175	
3,280	0	3,280	Curfew	6	131	762	758	849	774																	
1,814	0	1,814	Runaway Juveniles	19	140	629	449	354	223																	
68,351	52,210	16,141	<b>TOTAL</b>	113	776	3,486	3,351	3,979	4,436	3,438	3,492	2,997	2,236	1,989	1,869	1,915	8,182	8,068	7,016	4,806	3,046	1,448	764	425	519	
125,613	93,250	32,363	<b>GRAND TOTAL</b>	595	2,912	8,093	6,244	7,003	7,516	6,194	5,996	4,905	3,982	3,542	3,508	3,571	15,570	15,000	12,760	8,469	4,879	2,248	1,152	651	823	
32,250	21,286	10,964	<b>* Index Total</b>	294	1,402	3,104	1,999	2,090	2,075	1,869	1,581	1,162	977	851	855	864	3,657	3,228	2,758	1,788	911	352	191	100	142	
14,444	13,911	533	Traffic Crimes	1	3	25	60	160	284	516	588	546	599	647	658	636	3,008	2,807	1,783	1,097	536	211	115	58	106	
4,975	4,739	236	Fish & Game Violations		2	17	23	73	121	151	130	149	169	152	161	157	785	759	644	545	331	182	132	114	178	
629	603	26	Marine Violations			1	5	6	14	9	10	14	18	13	17	20	70	104	107	71	70	28	20	17	15	

(1) Negligent Homicide Arrests include Traffic Death Arrests

Does not include arrest data from Douglas County Sheriffs Department or Hillsboro Police Department

NUMBER OF FEMALE ARRESTS BY AGE - STATE OF OREGON, 1995

TOTAL ARRESTS	ADULT ARRESTS	JUVENILE ARRESTS		Under 10	10 to 12	13 to 14	15	16	17	18	19	20	21	22	23	24	25 to 29	30 to 34	35 to 39	40 to 44	45 to 49	50 to 54	55 to 59	60 to 64	65 and Over	
<b>CRIMES AGAINST PERSONS</b>																										
22	21	1	Willful Murder *				1			2		2			1		3	2	4	3	3	1				
4	4	0	Neg. Homicide (1)														1	1	1						1	
3	2	1	Forcible Rape *														1	1								
56	36	20	Other Sex Crime	1	5	8	2	4		3	2		1		1	1	7	6	10	2	2				1	
12	9	3	Kidnapping				2		1					2			2	2	1	1	1					1
210	147	63	Robbery *		5	21	14	15	8	5	7	6	4	5	6	8	25	42	19	11	7	2				
487	331	156	Aggravated Assault *	1	22	55	30	28	20	9	14	10	9	16	9	10	75	57	52	42	12	7	7			2
4,061	3,217	844	Simple Assault	7	80	323	172	147	115	127	114	103	129	114	115	122	651	711	530	267	126	54	28	8		18
<b>4,855</b>	<b>3,767</b>	<b>1,088</b>	<b>TOTAL</b>	<b>9</b>	<b>112</b>	<b>408</b>	<b>221</b>	<b>194</b>	<b>144</b>	<b>146</b>	<b>137</b>	<b>121</b>	<b>143</b>	<b>137</b>	<b>132</b>	<b>141</b>	<b>785</b>	<b>822</b>	<b>617</b>	<b>326</b>	<b>151</b>	<b>64</b>	<b>35</b>	<b>10</b>	<b>20</b>	
<b>CRIMES AGAINST PROPERTY</b>																										
516	308	208	Burglary *	7	29	76	45	31	20	26	13	8	15	9	11	9	67	65	47	25	4	5	2			2
9,857	6,219	3,638	Larceny *	43	524	1,300	691	577	503	416	355	272	253	224	196	201	1,044	1,047	902	601	310	162	85	40		111
878	559	319	Motor Vehicle Theft *		18	115	70	74	42	33	28	29	31	21	37	32	134	117	52	31	12	1			1	
107	62	45	Arson *	6	13	16	6	2	2	6	5	8	2		1	1	11	6	5	8	4	2	2			1
981	895	86	Forgery/Counterfeit		4	11	21	20	30	36	43	36	60	39	39	34	198	200	118	62	22	4	4			
617	560	57	Fraud		4	10	12	14	17	35	36	27	16	20	29	17	106	109	79	50	19	12	1	4		
75	74	1	Embezzlement						1	6	8	2	2	8	3	6	13	10	8	1	3	4				
146	108	38	Stolen Property		5	16	4	5	8	5	3	7	4	6	2	5	23	21	16	10	4		1	1		
729	387	342	Vandalism	7	44	148	51	33	59	37	36	17	18	8	13	9	74	70	48	30	16	4	4	2		1
<b>13,906</b>	<b>9,172</b>	<b>4,734</b>	<b>TOTAL</b>	<b>63</b>	<b>641</b>	<b>1,692</b>	<b>900</b>	<b>756</b>	<b>682</b>	<b>600</b>	<b>527</b>	<b>406</b>	<b>401</b>	<b>335</b>	<b>331</b>	<b>314</b>	<b>1,670</b>	<b>1,645</b>	<b>1,275</b>	<b>818</b>	<b>394</b>	<b>194</b>	<b>99</b>	<b>48</b>	<b>115</b>	
<b>BEHAVIORAL CRIMES</b>																										
198	172	26	Weapon Laws		1	11	6	3	5	9	3	5	4	8	15	6	37	31	35	12	3	2	1			1
377	367	10	Prostitution				1	1	8	28	24	16	16	26	17	19	73	79	47	15	6					
3,320	2,919	401	Drug Laws		12	113	106	85	85	98	112	85	96	100	102	117	565	701	536	271	88	32	12	2		2
1	1	0	Gambling																							
357	351	6	Crimes Against Family				3	2	1	3	15	16	10	14	17	15	68	71	47	26	17	11	13	2		6
2,978	2,947	31	D.U.I.I.			1	2	8	20	39	47	47	62	70	63	80	449	626	553	417	245	123	61	34		31
2,585	1,232	1,353	Liquor Laws	1	39	311	313	357	332	374	329	194	41	26	20	7	39	58	83	53	10	7	4	5		2
1,065	752	313	Disorderly Conduct	3	23	116	77	48	46	42	42	39	35	32	21	29	116	146	105	68	40	12	8	5		12
5,289	3,631	1,658	All Other	16	87	474	435	337	309	187	168	151	104	109	109	122	596	692	573	360	210	117	48	30		55
1,599	0	1,599	Curfew	4	75	508	391	352	269																	
2,565	0	2,565	Runaway Juveniles	6	173	1,134	655	413	184																	
<b>20,334</b>	<b>12,372</b>	<b>7,962</b>	<b>TOTAL</b>	<b>30</b>	<b>410</b>	<b>2,669</b>	<b>1,989</b>	<b>1,605</b>	<b>1,259</b>	<b>780</b>	<b>740</b>	<b>553</b>	<b>368</b>	<b>385</b>	<b>364</b>	<b>395</b>	<b>1,943</b>	<b>2,404</b>	<b>1,959</b>	<b>1,222</b>	<b>620</b>	<b>304</b>	<b>148</b>	<b>78</b>	<b>109</b>	
<b>39,095</b>	<b>25,311</b>	<b>13,784</b>	<b>GRAND TOTAL</b>	<b>102</b>	<b>1,163</b>	<b>4,769</b>	<b>3,110</b>	<b>2,555</b>	<b>2,085</b>	<b>1,526</b>	<b>1,404</b>	<b>1,080</b>	<b>912</b>	<b>857</b>	<b>827</b>	<b>850</b>	<b>4,378</b>	<b>4,871</b>	<b>3,851</b>	<b>2,366</b>	<b>1,165</b>	<b>562</b>	<b>282</b>	<b>136</b>	<b>244</b>	
<b>12,080</b>	<b>7,649</b>	<b>4,431</b>	<b>* Index Total</b>	<b>57</b>	<b>611</b>	<b>1,584</b>	<b>857</b>	<b>727</b>	<b>595</b>	<b>497</b>	<b>422</b>	<b>335</b>	<b>314</b>	<b>275</b>	<b>261</b>	<b>261</b>	<b>1,360</b>	<b>1,337</b>	<b>1,081</b>	<b>721</b>	<b>352</b>	<b>180</b>	<b>96</b>	<b>41</b>	<b>116</b>	
2,181	2,060	121	Traffic Crimes		1	11	21	33	55	81	92	74	96	71	79	86	416	476	299	154	64	31	10	6		25
321	314	7	Fish & Game Violations				1	3	3	8	12	9	16	10	8	11	38	52	47	42	24	11	7	8		11
43	41	2	Marine Violations					2		1		1	1	2	4	2	6	9	5	5	2	1				2

(1) Negligent Homicide Arrests Include Traffic Death Arrests  
Does not include arrest data from Douglas County Sheriffs Department or Hillsboro Police Department



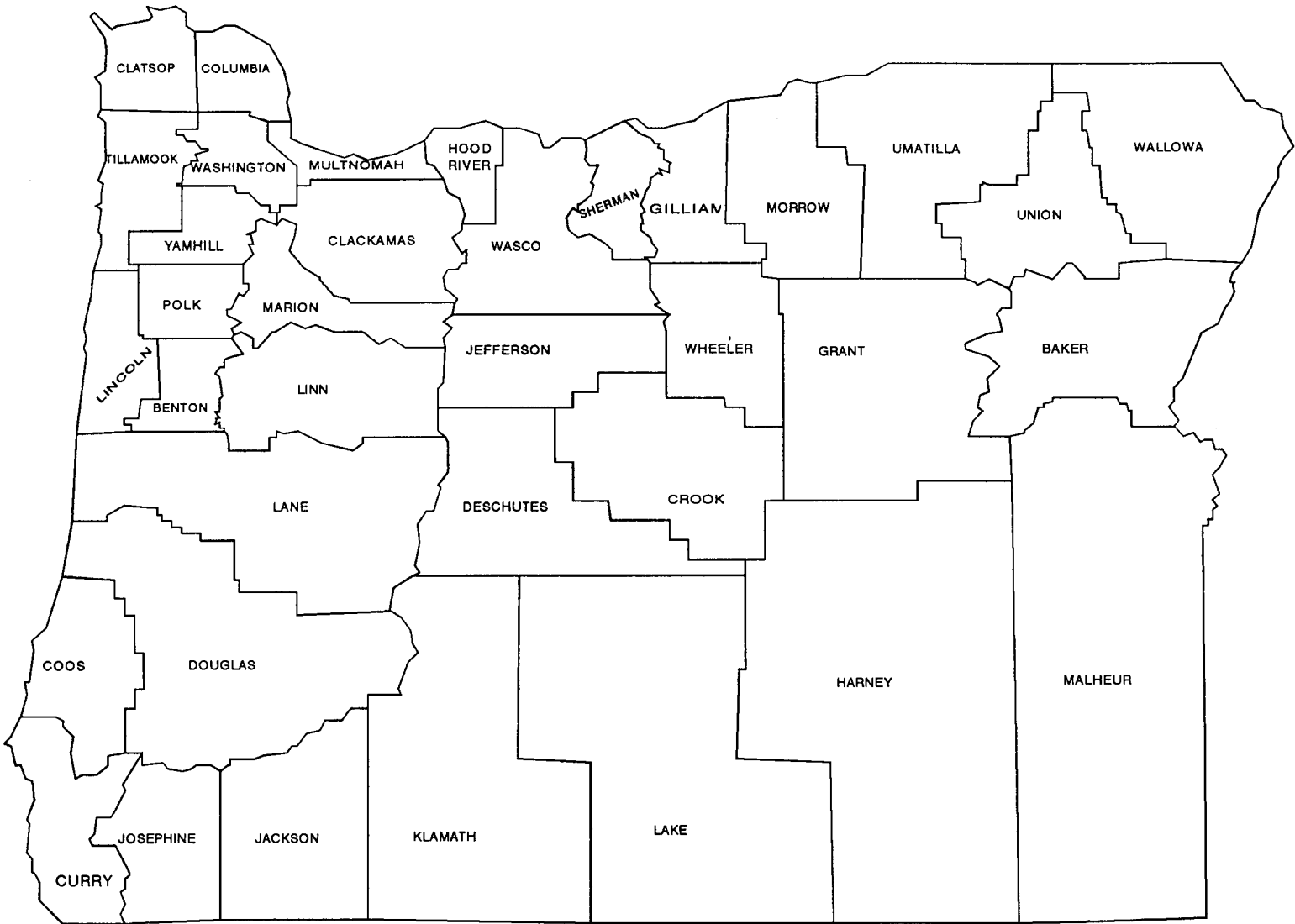
**NUMBER OF ARRESTS BY RACE - STATE OF OREGON, 1995**

TOTAL ARRESTS	ADULT ARRESTS	JUVENILE ARRESTS		WHITE			BLACK			INDIAN			HISPANIC			INDO-CHINESE			OTHER ASIA		
				Adult	Juven	Total	Adult	Juven	Total	Adult	Juven	Total	Adult	Juven	Total	Adult	Juven	Total	Adult	Juven	Total
<b>CRIME AGAINST PERSON</b>																					
171	146	25	Willful Murder *	89	11	100	33	6	39	2	2	21	6	27	1	1	2		1	1	
27	26	1	Neg. Homicide(1)	24	1	25			0			2		2			0			0	
343	281	62	Forcible Rape *	183	50	233	41	5	46	5	5	49	6	55	1	1		2	1	3	
1,407	1,113	294	Other Sex Crime	899	258	1,157	49	12	61	15	1	16	133	21	154	1	1	16	2	18	
151	133	18	Kidnapping	109	9	118	5	2	7	2		2	16	7	23			1		1	
1,608	1,170	438	Robbery *	832	289	1,121	199	79	278	22	9	31	103	54	157	5	2	9	5	14	
2,982	2,218	764	Aggravated Assault *	1,708	561	2,269	201	91	292	42	13	55	224	59	283	20	11	23	29	52	
19,825	16,675	3,150	Simple Assault	13,385	2,616	16,001	1,306	183	1,489	309	55	364	1,445	265	1,710	40	5	190	26	216	
<b>26,514</b>	<b>21,762</b>	<b>4,752</b>	<b>TOTAL</b>	<b>17,229</b>	<b>3,795</b>	<b>21,024</b>	<b>1,834</b>	<b>378</b>	<b>2,212</b>	<b>397</b>	<b>78</b>	<b>475</b>	<b>1,993</b>	<b>418</b>	<b>2,411</b>	<b>68</b>	<b>19</b>	<b>241</b>	<b>64</b>	<b>305</b>	
<b>CRIME AGAINST PROPERTY</b>																					
4,462	2,635	1,827	Burglary *	2,293	1,657	3,950	153	57	210	41	18	59	133	77	210	5	4	10	14	24	
29,623	19,085	10,538	Larceny *	15,063	8,833	23,896	1,563	525	2,088	241	168	409	1,879	765	2,644	70	41	269	206	475	
4,584	3,173	1,411	Motor Vehicle Theft *	2,777	1,098	3,875	165	162	327	40	14	54	162	83	245	5	14	24	40	64	
557	227	330	Arson *	215	301	516	2	9	11	1	2	3	9	14	23				4	4	
2,542	2,347	195	Forgery/Counterfeit	1,902	168	2,070	160	9	169	15	3	18	241	11	252	3	3	26	4	30	
1,602	1,455	147	Fraud	1,286	125	1,411	76	13	89	15	2	17	61	6	67	6	6	11	1	12	
123	119	4	Embezzlement	112	4	116	1		1	1		1	4		4			1		1	
689	503	186	Stolen Property	435	147	582	22	12	34	9		9	30	22	52	2	1	5	4	9	
5,327	2,673	2,654	Vandalism	2,310	2,319	4,629	99	76	175	48	28	76	168	195	363	13	5	35	31	66	
<b>49,509</b>	<b>32,217</b>	<b>17,292</b>	<b>TOTAL</b>	<b>26,393</b>	<b>14,652</b>	<b>41,045</b>	<b>2,241</b>	<b>863</b>	<b>3,104</b>	<b>411</b>	<b>235</b>	<b>646</b>	<b>2,687</b>	<b>1,173</b>	<b>3,860</b>	<b>104</b>	<b>65</b>	<b>381</b>	<b>304</b>	<b>685</b>	
<b>BEHAVIORAL CRIMES</b>																					
3,234	2,600	634	Weapon Laws	2,000	454	2,454	258	75	333	58	13	71	242	68	310	13	5	29	19	48	
813	800	13	Prostitution	556	11	567	94		94	16		16	102	2	104	14		18		18	
16,113	14,015	2,098	Drug Laws	10,296	1,786	12,082	1,483	123	1,606	169	29	198	2,005	143	2,148	12	2	50	15	65	
29	20	9	Gambling	9	1	10	11	8	19			0			0					0	
606	594	12	Crimes Against Family	520	11	531	16	1	17	5		5	32		32			21		21	
18,084	17,864	220	D.U.I.I.	15,356	182	15,538	295	1	296	241	5	246	1,865	32	1,897	15		92		92	
12,198	7,787	4,411	Liquor Laws	6,423	3,959	10,382	331	90	421	264	73	337	702	259	961	4	5	63	25	88	
5,325	4,083	1,242	Disorderly Conduct	3,461	996	4,457	136	55	191	94	19	113	361	157	518	3	7	28	8	36	
23,025	16,819	6,206	All Other	13,810	5,458	19,268	910	190	1,100	263	59	322	1,708	430	2,138	18	6	110	63	173	
4,879		4,879	Curfew		4,026	4,026			220			43	43		453		38		99	99	
4,379		4,379	Runaway Juveniles		3,764	3,764			209			68	68		278		15		45	45	
<b>88,685</b>	<b>64,582</b>	<b>24,103</b>	<b>TOTAL</b>	<b>52,431</b>	<b>20,648</b>	<b>73,079</b>	<b>3,534</b>	<b>972</b>	<b>4,506</b>	<b>1,110</b>	<b>309</b>	<b>1,419</b>	<b>7,017</b>	<b>1,822</b>	<b>8,839</b>	<b>79</b>	<b>78</b>	<b>411</b>	<b>274</b>	<b>685</b>	
<b>164,708</b>	<b>118,561</b>	<b>46,147</b>	<b>GRAND TOTAL</b>	<b>96,053</b>	<b>39,095</b>	<b>135,148</b>	<b>7,609</b>	<b>2,213</b>	<b>9,822</b>	<b>1,918</b>	<b>622</b>	<b>2,540</b>	<b>11,697</b>	<b>3,413</b>	<b>15,110</b>	<b>251</b>	<b>162</b>	<b>1,033</b>	<b>642</b>	<b>1,675</b>	
<b>44,330</b>	<b>28,935</b>	<b>15,395</b>	<b>Index Total</b>	<b>23,160</b>	<b>12,800</b>	<b>35,960</b>	<b>2,357</b>	<b>934</b>	<b>3,291</b>	<b>394</b>	<b>224</b>	<b>618</b>	<b>2,580</b>	<b>1,064</b>	<b>3,644</b>	<b>107</b>	<b>73</b>	<b>337</b>	<b>300</b>	<b>637</b>	
16,625	15,971	654	Traffic Crime	13,004	494	13,498	845	43	888	171	5	176	1,828	102	1,930	44	1	79	9	88	
5,296	5,053	243	Fish & Game	5,050	243	5,293			0	1		1	1		1			1		1	
672	644	28	Marine	635	28	663			0			0	6		6			3		3	

(1) Negligent Homicide Arrests Include Traffic Death Arrests  
Does not include arrest data from Douglas County Sheriffs Department or Hillsboro Police Department.



# OREGON COUNTY MAP



**STATE OF OREGON ARRESTS BY RACE & COUNTY 1995**

ARREST TOTAL COUNTY	WHITE	BLACK	INDIAN	HISPANIC	INDO - CHINESE	OTHER - ASIAN	
985 BAKER	944	3	11	26		1	
2,688 BENTON	2,445	97	12	106	3	25	
10,535 CLACKAMAS	9,366	301	86	658	3	121	
3,231 CLATSOP	3,035	30	7	143		16	
2,472 COLUMBIA	2,433	11	3	16		9	
4,423 COOS	4,294	5	26	87		11	
1,061 CROOK	1,039			22			
1,144 CURRY	1,096	8	5	32		3	
5,774 DESCHUTES	5,595	36	35	94	1	13	
4,448 DOUGLAS **	4,376	20	7	41		4	
68 GILLIAM	61	1	1	5			
259 GRANT	256	2		1			
242 HARNEY	217		24	1			
1,053 HOOD RIVER	762	3	8	278		2	
10,418 JACKSON	9,399	179	68	722		50	
1,544 JEFFERSON	891	10	275	366		2	
2,875 JOSEPHINE	2,740	36	4	93		2	
2,960 KLAMATH	2,364	43	293	249		11	
342 LAKE	330		4	8			
19,191 LANE	17,097	563	189	1,184		158	
3,206 LINCOLN	3,121	15	57	8		5	
6,625 LINN	6,299	70	22	212	2	20	
1,902 MALHEUR	1,142	9	6	732		13	
13,704 MARION	9,814	350	275	3,077	43	145	
343 MORROW	261		3	79			
36,293 MULTNOMAH	23,453	7,494	681	3,642	323	700	
2,897 POLK	2,318	33	53	470	3	20	
92 SHERMAN	84	1	1	6			
1,562 TILLAMOOK	1,525	13	1	22		1	
4,007 UMATILLA	2,977	22	256	738	2	12	
1,432 UNION	1,370	22	5	28		7	
353 WALLOWA	350			2		1	
1,617 WASCO	1,377	3	46	167		24	
10,840 WASHINGTON **	8,908	419	57	1,145	30	281	
24 WHEELER	22		1	1			
4,098 YAMHILL	3,387	23	18	649	3	18	
<b>164,708</b>	<b>STATE TOTAL</b>	<b>135,148</b>	<b>9,822</b>	<b>2,540</b>	<b>15,110</b>	<b>413</b>	<b>1,675</b>

\*\* Douglas County - Does not include data from Douglas County Sheriff's Department

\*\* Washington County - Does not include data from Hillsboro Police Department

**ARRESTS FOR CRIMES AGAINST PERSONS BY RACE & COUNTY, 1995**

ARREST	WHITE	BLACK	INDIAN	HISPANIC	INDO - CHINESE	OTHER - ASIAN
TOTAL COUNTY						
190 BAKER	178	1	4	7		
420 BENTON	361	29	3	20		7
1,848 CLACKAMAS	1,662	49	23	96		18
333 CLATSOP	305	5		21		2
289 COLUMBIA	284	1	1	1		2
776 COOS	742	1	7	24		2
124 CROOK	122			2		
209 CURRY	204	3	1	1		
889 DESCHUTES	848	15	7	16		3
519 DOUGLAS **	507	3	1	6		2
12 GILLIAM	12					
62 GRANT	59	2		1		
38 HARNEY	31		7			
153 HOOD RIVER	108	2	1	42		
1,419 JACKSON	1,268	33	2	107		9
226 JEFFERSON	131	3	22	69		1
381 JOSEPHINE	357	9	2	13		
537 KLAMATH	395	8	80	53		1
48 LAKE	46		1	1		
2,582 LANE	2,271	122	21	139		29
466 LINCOLN	442	6	13	4		1
980 LINN	917	13	4	45		1
332 MALHEUR	183	1	1	147		
2,467 MARION	1,767	90	54	517	5	34
73 MORROW	41		1	31		
6,934 MULTNOMAH	4,295	1,722	138	561	79	139
541 POLK	468	2	17	53		1
20 SHERMAN	17			3		
227 TILLAMOOK	218	4	1	4		
591 UMATILLA	438	4	29	117		3
229 UNION	217	4	3	4		1
39 WALLOWA	38					1
201 WASCO	153		14	27		7
1,638 WASHINGTON **	1,346	77	11	164	1	39
3 WHEELER	3					
718 YAMHILL	590	3	6	115	2	2
<b>26,514</b>	<b>STATE TOTAL</b>	<b>21,024</b>	<b>2,212</b>	<b>475</b>	<b>2,411</b>	<b>305</b>

\*\* Douglas County - Does not include data from Douglas County Sheriff's Department

\*\* Washington County - Does not include data from Hillsboro Police Department

**ARRESTS FOR CRIMES AGAINST PROPERTY BY RACE & COUNTY, 1995**

ARREST	WHITE	BLACK	INDIAN	HISPANIC	INDO - CHINESE	OTHER - ASIAN
TOTAL COUNTY						
325 BAKER	308	1	6	10		
760 BENTON	692	31	1	27	1	8
3,615 CLACKAMAS	3,101	174	29	237		74
621 CLATSOP	588	10		19		4
459 COLUMBIA	454	1	2	1		1
1,053 COOS	1,017		7	25		4
226 CROOK	223			3		
234 CURRY	218	2		14		
1,922 DESCHUTES	1,861	8	9	35	1	8
1,319 DOUGLAS **	1,295	9	3	11		1
13 GILLIAM	8	1	1	3		
36 GRANT	36					
66 HARNEY	62		3	1		
262 HOOD RIVER	186		1	74		1
3,441 JACKSON	3,148	56	16	202		19
315 JEFFERSON	194	1	68	52		
772 JOSEPHINE	742	6		24		
956 KLAMATH	767	13	82	89		5
76 LAKE	75			1		
6,250 LANE	5,707	175	51	259		58
807 LINCOLN	795	4	7			1
1,608 LINN	1,545	18	3	34		8
489 MALHEUR	302	4	2	177		4
4,750 MARION	3,562	135	96	880	24	53
102 MORROW	78		2	22		
11,084 MULTNOMAH	7,578	2,200	158	768	116	264
668 POLK	513	15	14	116	1	9
17 SHERMAN	16			1		
336 TILLAMOOK	329	5		2		
906 UMATILLA	688	4	47	163	1	3
348 UNION	335	7	1	5		
105 WALLOWA	103			2		
480 WASCO	427	1	6	39		7
4,068 WASHINGTON **	3,229	217	26	425	24	147
3 WHEELER	3					
1,017 YAMHILL	860	6	5	139	1	6
<b>49,509 STATE TOTAL</b>	<b>41,045</b>	<b>3,104</b>	<b>646</b>	<b>3,860</b>	<b>169</b>	<b>685</b>

\*\* Douglas County - Does not include data from Douglas County Sheriff's Department

\*\* Washington County - Does not include data from Hillsboro Police Department

**ARRESTS FOR BEHAVIORAL CRIMES BY RACE & COUNTY, 1995**

ARREST	WHITE	BLACK	INDIAN	HISPANIC	INDO - CHINESE	OTHER - ASIAN	
TOTAL COUNTY							
470 BAKER	458	1	1	9		1	
1,508 BENTON	1,392	37	8	59	2	10	
5,072 CLACKAMAS	4,603	78	34	325	3	29	
2,277 CLATSOP	2,142	15	7	103		10	
1,724 COLUMBIA	1,695	9		14		6	
2,594 COOS	2,535	4	12	38		5	
711 CROOK	694			17			
701 CURRY	674	3	4	17		3	
2,963 DESCHUTES	2,886	13	19	43		2	
2,610 DOUGLAS **	2,574	8	3	24		1	
43 GILLIAM	41			2			
161 GRANT	161						
138 HARNEY	124		14				
638 HOOD RIVER	468	1	6	162		1	
5,558 JACKSON	4,983	90	50	413		22	
1,003 JEFFERSON	566	6	185	245		1	
1,722 JOSEPHINE	1,641	21	2	56		2	
1,467 KLAMATH	1,202	22	131	107		5	
218 LAKE	209		3	6			
10,359 LANE	9,119	266	117	786		71	
1,933 LINCOLN	1,884	5	37	4		3	
4,037 LINN	3,837	39	15	133	2	11	
1,081 MALHEUR	657	4	3	408		9	
6,487 MARION	4,485	125	125	1,680	14	58	
168 MORROW	142			26			
18,275 MULTNOMAH	11,580	3,572	385	2,313	128	297	
1,688 POLK	1,337	16	22	301	2	10	
55 SHERMAN	51	1	1	2			
999 TILLAMOOK	978	4		16		1	
2,510 UMATILLA	1,851	14	180	458	1	6	
855 UNION	818	11	1	19		6	
209 WALLOWA	209						
936 WASCO	797	2	26	101		10	
5,134 WASHINGTON **	4,333	125	20	556	5	95	
18 WHEELER	16		1	1			
2,363 YAMHILL	1,937	14	7	395		10	
<b>88,685</b>	<b>STATE TOTAL</b>	<b>73,079</b>	<b>4,506</b>	<b>1,419</b>	<b>8,839</b>	<b>157</b>	<b>685</b>

\*\* Douglas County - Does not include data from Douglas County Sheriff's Department

\*\* Washington County - Does not include data from Hillsboro Police Department

**SECTION 7**  
**STATEWIDE**  
**LAW ENFORCEMENT EMPLOYEES**  
**and**  
**OFFICER ASSAULTED INFORMATION**



## LAW ENFORCEMENT EMPLOYEES - STATEWIDE - 1995

The number of officers is the number of full time Law Enforcement Officers who are certified, certifiable or in process of being certified by the Oregon Board on Public Safety Standards and Training.

The number of support staff includes full time, non-officer staff such as records, communications and clerical employees.

	Officers	Support Staff	Total Employees
Male	4,779	365	5,144
Female	439	1,419	1,858
<b>Total</b>	<b>5,218</b>	<b>1,784</b>	<b>7,002</b>

Officers per 1,000 population = 1.7

Total Employees per 1,000 population = 2.2

Sheriffs Departments	1,205	411	1,616
Oregon State Police	782	263	1,045
Police Departments	3,187	1,099	4,286
OLCC Enforcement	44	11	55
<b>Total</b>	<b>5,218</b>	<b>1,784</b>	<b>7,002</b>

When compared to 1994, the above numbers represent changes as follows:

2.6% increase in the number of law enforcement officers statewide

12.6% increase in the number of support employees

5.0% increase in the total number of law enforcement employees

## LAW ENFORCEMENT EMPLOYEES - HISTORY

	Officer	Support Staff	Total Employees
1986	4,249	1,385	5,634
1987	4,303	1,378	5,681
1988	4,426	1,477	5,803
1989	4,606	1,413	6,019
1990	4,705	1,514	6,219
1991	4,712	1,485	6,197
1992	4,727	1,522	6,249
1993	4,834	1,585	6,419
1994	5,084	1,584	6,668
1995	5,218	1,784	7,002



LAW ENFORCEMENT EMPLOYEES BY DEPARTMENT WITH OFFICER ASSAULTS - 1995

DEPARTMENT	POPULATION	LAW ENFORCE OFFICERS	SUPPORT STAFF	TOTAL STAFF	TOTAL OFFICERS ASSAULT	ASSAULT WITH INJURY	ASSAULT WITHOUT INJURY
OSP-BAKER		20	4	24	1		1
BAKER CO. SO.	6,770	7	1	8			
BAKER CITY PD	9,730	12	4	16			
O.L.C.C. BAKER		1		1			
	16,500	40	9	49	1		1
OSP-BENTON		14		14	2	1	1
BENTON CO. SO.	24,700	29	7	36			
CORVALLIS PD.	47,485	52	31	83	3	2	1
PHILOMATH PD.	3,315	8	1	9			
O.L.C.C. BENTON							
	75,500	103	39	142	5	3	2
OSP-CLACKAMAS		40	12	52	3	2	1
CLACKMAS CO. SO.	186,030	184	35	219	10		10
CANBY PD.	10,855	16	6	22	3	1	2
GLADSTONE PD.	11,475	12	5	17			
LAKE OSWEGO PD.	33,145	42	23	65	9	5	4
MILWAUKIE PD.	20,015	30	12	42	1	1	
MOLALLA PD.	4,045	9	2	11	3	1	2
OREGON CITY PD.	18,980	28	4	32	3	3	
SANDY PD.	4,685	9	1	10	4	1	3
WEST LINN PD.	19,370	22	5	27	9		9
O.L.C.C. CLACKAMAS							
	308,600	392	105	497	45	14	31
OSP-CLATSOP		15	2	17	3		3
CLATSOP CO. SO.	12,070	13	4	17	2	1	1
ASTORIA PD.	10,100	15	7	22			
CANNON BEACH PD.	1,365	8	1	9	2		2
GEARHART PD.	1,170	2		2			
SEASIDE PD.	5,750	18	7	25	4	1	3
WARRENTON PD	3,845	7	1	8	1		1
O.L.C.C. CLATSOP		1		1			
	34,300	79	22	101	12	2	10

LAW ENFORCEMENT EMPLOYEES BY DEPARTMENT WITH OFFICER ASSAULTS - 1995

DEPARTMENT	POPULATION	LAW ENFORCE OFFICERS	SUPPORT STAFF	TOTAL STAFF	TOTAL OFFICERS ASSAULT	ASSAULT WITH INJURY	ASSAULT WITHOUT INJURY
OSP-COLUMBIA		10		10	1		1
COLUMBIA CO. SO.	20,675	13	2	15			
CLATSKANIE PD.	1,885	6	1	7			
COLUMBIA CITY	1,385	1		1			
RAINIER PD.	1,720	6	1	7			
SCAPPOOSE PD.	3,845	9	2	11			
ST. HELENS PD.	8,080	18	3	21			
VERNONIA PD.	2,110	5	1	6			
O.L.C.C. COLUMBIA							
	39,700	68	10	78	1		1
OSP-COOS		25	4	29	4		4
COOS CO. SO.	26,555	32	7	39	7	5	2
BANDON PD.	2,610	6	1	7			
COOS BAY PD.	15,430	30	13	43	1	1	
COQUILLE PD.	4,230	8	2	10	2		2
MYRTLE POINT PD.	2,740	7	1	8	3	2	1
NORTH BEND PD.	9,855	17	7	24	2		2
POWERS PD.	680	2		2			
O.L.C.C. COOS		1		1			
	62,100	128	35	163	19	8	11
OSP-CROOK		3		3			
CROOK CO. SO.	9,605	10	3	13	1	1	
PRINEVILLE PD.	6,095	10	7	17	3	3	
O.L.C.C. CROOK							
	15,700	23	10	33	4	4	
OSP-CURRY		9		9	3	1	2
CURRY CO. SO.	14,900	15	8	23			
BROOKINGS PD.	5,220	13	6	19	1		1
GOLD BEACH PD	2,080	6	1	7			
O.L.C.C. CURRY							
	22,200	43	15	58	4	1	3

LAW ENFORCEMENT EMPLOYEES BY DEPARTMENT WITH OFFICER ASSAULTS - 1995

DEPARTMENT	POPULATION	LAW ENFORCE OFFICERS	SUPPORT STAFF	TOTAL STAFF	TOTAL OFFICERS ASSAULT	ASSAULT WITH INJURY	ASSAULT WITHOUT INJURY
OSP-DESCHUTES		38	24	62	5	1	4
DESCHUTES CO. SO.	52,110	55	12	67	4	3	1
BEND PD.	30,630	47	15	62	11	8	3
REDMOND PD.	10,585	21	5	26	7	1	6
SISTERS PD.	775	6	1	7			
O.L.C.C. DESCHUTES		3		3			
	94,100	170	57	227	27	13	14
OSP-DOUGLAS		29	3	32	2	1	1
DOUGLAS CO. SO.	59,555	71	19	90			
MYRTLE CREEK PD.	3,290	8	5	13	1	1	
OAKLAND PD.	870	2		2			
REEDSPORT PD.	4,860	12	5	17			
ROSEBURG PD.	19,220	36	4	40	10	3	7
SUTHERLIN PD.	5,830	12	2	14	2		2
WINSTON PD.	4,075	7	4	11	1		1
O.L.C.C. DOUGLAS		1		1			
	97,700	178	42	220	16	5	11
OSP-GILLIAM		4		4	1		1
GILLIAM CO. SO.	1,750	3	1	4			
O.L.C.C. GILLIAM							
	1,750	7	1	8	1		1
OSP-GRANT		5		5			
GRANT CO. SO.	4,880	4	1	5			
JOHN DAY PD.	1,900	4	5	9			
PRAIRIE CITY PD.	1,170	2		2			
O.L.C.C. GRANT							
	7,950	15	6	21			

LAW ENFORCEMENT EMPLOYEES BY DEPARTMENT WITH OFFICER ASSAULTS - 1995

DEPARTMENT	POPULATION	LAW ENFORCE OFFICERS	SUPPORT STAFF	TOTAL STAFF	TOTAL OFFICERS ASSAULT	ASSAULT WITH INJURY	ASSAULT WITHOUT INJURY
OSP-HARNEY		6		6			
HARNEY CO. SO.	2,715	4	1	5			
BURNS PD.	2,890	5	5	10			
HINES PD.	1,445	2		2			
O.L.C.C. HARNEY							
	7,050	17	6	23			
OSP-HOOD RIVER		4		4			
HOOD RIVER CO. SO.	13,760	14	2	16	5	1	4
HOOD RIVER PD.	4,940	11	3	14	3	1	2
O.L.C.C. HOOD RIVER							
	18,700	29	5	34	8	2	6
OSP-JACKSON		40	30	70	4	1	3
JACKSON CO. SO.	62,590	47	20	67			
ASHLAND PD.	17,985	25	11	36			
BUTTE FALLS PD.	410	1		1			
CENTRAL POINT PD.	9,620	16	6	22	3	2	1
EAGLE POINT PD.	3,415	5	1	6			
GOLD HILL PD.	1,235	1		1			
JACKSONVILLE PD.	2,010	4		4			
MEDFORD PD.	55,090	83	34	117	4	2	2
PHOENIX PD.	3,615	7	1	8			
ROGUE RIVER PD.	1,950	4		4			
SHADY COVE PD.	1,950	4	1	5	8	3	5
TALENT PD.	4,530	8	1	9			
O.L.C.C. JACKSON		3	1	4			
	164,400	248	106	354	19	8	11

LAW ENFORCEMENT EMPLOYEES BY DEPARTMENT WITH OFFICER ASSAULTS - 1995

DEPARTMENT	POPULATION	LAW ENFORCE OFFICERS	SUPPORT STAFF	TOTAL STAFF	TOTAL OFFICERS ASSAULT	ASSAULT WITH INJURY	ASSAULT WITHOUT INJURY
OSP-JEFFERSON		6		6	1		1
JEFFERSON CO. SO.	10,710	10	7	17	3	1	2
CULVER PD.	715	1		1			
MADRAS PD.	4,675	9	1	10	4		4
O.L.C.C. JEFFERSON							
	16,100	26	8	34	8	1	7
OSP-JOSEPHINE		10		10	6		6
JOSEPHINE CO. SO.	51,440	27	14	41	2	2	
GRANTS PASS PD	19,660	26	12	38	18	12	6
O.L.C.C. JOSEPHINE							
	71,100	63	26	89	26	14	12
OSP-KLAMATH		38	3	41	6	1	5
KLAMATH CO. SO.	42,920	24	7	31	5	1	4
KLAMATH FALLS PD.	18,680	32	2	34	17	10	7
O.L.C.C. KLAMATH		1		1			
	61,600	95	12	107	28	12	16
OSP-LAKE		5		5			
LAKE CO. SO.	4,905	5		5	1		1
LAKEVIEW PD.	2,645	5		5			
O.L.C.C. LAKE							
	7,550	15		15	1		1

LAW ENFORCEMENT EMPLOYEES BY DEPARTMENT WITH OFFICER ASSAULTS - 1995

DEPARTMENT	POPULATION	LAW ENFORCE OFFICERS	SUPPORT STAFF	TOTAL STAFF	TOTAL OFFICERS ASSAULT	ASSAULT WITH INJURY	ASSAULT WITHOUT INJURY
OSP-LANE		64	8	72	15		15
LANE CO. SO.	103,630	65	43	108	11	7	4
COBURG PD.	770	2		2			
COTTAGE GROVE PD.	7,745	15	8	23			
CRESWELL PD.	2,610	2		2	1		1
EUGENE PD.	121,905	164	159	323	19	11	8
FLORENCE PD.	6,185	13	8	21	2	1	1
JUNCTION CITY PD.	4,090	9	4	13			
OAKRIDGE PD.	3,175	7	5	12	1	1	
SPRINGFIELD PD.	49,005	61	26	87	16	10	6
VENETA PD.	2,785	6		6			
O.L.C.C. LANE		3	1	4			
	301,900	411	262	673	65	30	35
OSP-LINCOLN		19	1	20			
LINCOLN CO. SO.	20,630	24	6	30	4	3	1
LINCOLN CITY PD	6,570	20	8	28			
NEWPORT PD.	9,495	23	4	27	6	4	2
TOLEDO PD.	3,400	8	5	13	1	1	
WALPORT PD.	1,705	3	1	4	1		1
O.L.C.C. LINCOLN		1		1			
	41,800	98	25	123	12	8	4
OSP-LINN		22	2	24	2	1	1
LINN CO. SO.	42,765	54	22	76	3	3	
ALBANY PD	36,205	49	18	67	3	2	1
LEBANON PD	11,780	22	8	30			
SWEET HOME PD	7,350	14	5	19	2		2
O.L.C.C. LINN							
	98,100	161	55	216	10	6	4
OSP-MALHEUR		19	3	22	4	4	
MALHEUR CO. SO.	13,840	11	6	17	1	1	
NYSSA PD	2,885	8	1	9	2	1	1
ONTARIO PD	9,980	20	9	29			
VALE PD	1,495	4		4			
O.L.C.C. MALHEUR							
	28,200	62	19	81	7	6	1

LAW ENFORCEMENT EMPLOYEES BY DEPARTMENT WITH OFFICER ASSAULTS - 1995

DEPARTMENT	POPULATION	LAW ENFORCE OFFICERS	SUPPORT STAFF	TOTAL STAFF	TOTAL OFFICERS ASSAULT	ASSAULT WITH INJURY	ASSAULT WITHOUT INJURY
OSP-MARION *		153	142	295	13	1	12
MARION CO. SO.	85,625	70	25	95	5	3	2
AUMSVILLE PD	2,285	2	1	3			
AURORA PD	650	1	1	2			
GERVAIS PD	995	1		1			
HUBBARD PD	2,045	5	1	6			
JEFFERSON PD	2,020						
KEIZER PD	26,320	29	6	35	3	2	1
MT. ANGEL PD	3,010	6	1	7			
SALEM PD/MARION	104,030	155	93	248	9	5	4
SILVERTON PD	6,405	11	2	13	1	1	
STAYTON PD	7,820	11	2	13			
TURNER PD	1,320	1		1			
WOODBURN PD	15,475	25	4	29	2	1	1
O.L.C.C. MARION		4	1	5			
	258,000	474	279	753	33	13	20
OSP-MORROW		1		1	2		2
MORROW CO.SO.	4,670	11	8	19			
BOARDMAN PD	2,550	4		4			
HEPPNER PD	1,480	3		3			
O.L.C.C. MORROW							
	8,700	19	8	27	2		2
OSP-MULTNOMAH		55	16	71	12	4	8
MULTNOMAH CO. SO.	40,210	115	49	164	2		2
GRESHAM PD	77,240	90	38	128	26	9	17
PORTLAND AIRPORT		30	9	39			
PORTLAND PD	497,600	996	264	1,260	166	81	85
TROUTDALE PD.	11,450	13	3	16	2	1	1
O.L.C.C. MULTNOMAH		24	7	31			
	626,500	1,323	386	1,709	208	95	113

\* OSP-Marion includes Oregon State Police Headquarters in Salem

LAW ENFORCEMENT EMPLOYEES BY DEPARTMENT WITH OFFICER ASSAULTS - 1995

DEPARTMENT	POPULATION	LAW ENFORCE OFFICERS	SUPPORT STAFF	TOTAL STAFF	TOTAL OFFICERS ASSAULT	ASSAULT WITH INJURY	ASSAULT WITHOUT INJURY
OSP-POLK		2	2	4	1		1
POLK CO. SO.	18,125	22	6	28	4	4	
DALLAS PD	10,850	17	1	18			
INDEPENDENCE PD	4,875	10	1	11	2	1	1
MONMOUTH PD	7,225	10	2	12			
SALEM PD/POLK	14,325	6		6			
O.L.C.C. POLK							
	55,400	67	12	79	7	5	2
OSP-SHERMAN							
SHERMAN CO. SO.	1,900	4	1	5			
O.L.C.C. SHERMAN							
	1,900	4	1	5			
OSP-TILLAMOOK		14	1	15	3	1	2
TILLAMOOK CO. SO.	15,995	20	2	22	3		3
GARIBALDI PD.	950	3		3	1		1
NEHALEM BAY PD	950	2		2			
ROCKAWAY BEACH PD	1,160	3		3	1		1
TILLAMOOK PD	4,245	9	1	10			
O.L.C.C. TILLAMOOK							
	23,300	51	4	55	8	1	7
OSP-UMATILLA		42	3	45	2		2
UMATILLA CO. SO.	24,375	15	15	30			
ATHENA PD.	1,080	1		1			
HERMISTON PD.	10,665	19	7	26			
MILTON FREEWATER	5,985	8	4	12			
PENDLETON PD.	15,930	21	8	29	1		1
PILOT ROCK PD.	1,560	4	1	5	1		1
STANFIELD PD.	1,700	3		3	2	2	
UMATILLA PD	3,250	7	1	8	2		2
UMATILLA TRIBAL		10	5	15			
WESTON PD.	655	1		1			
O.L.C.C. UMATILLA		1	1	2			
	65,200	132	45	177	8	2	6



LAW ENFORCEMENT EMPLOYEES BY DEPARTMENT WITH OFFICER ASSAULTS - 1995

DEPARTMENT	POPULATION	LAW ENFORCE OFFICERS	SUPPORT STAFF	TOTAL STAFF	TOTAL OFFICERS ASSAULT	ASSAULT WITH INJURY	ASSAULT WITHOUT INJURY
OSP-UNION		14		14	1		1
UNION CO. SO.	10,350	7	1	8			
ELGIN PD.	1,680	3		3			
LA GRANDE PD.	12,370	17	15	32			
O.L.C.C. UNION							
	24,400	41	16	57	1		1
OSP-WALLOWA		6		6	1		1
WALLOWA CO. SO.	5,240	5	5	10			
ENTERPRISE PD.	2,010	4		4			
O.L.C.C. WALLOWA							
	7,250	15	5	20	1		1
OSP-WASCO		19	1	20	1		1
WASCO CO. SO.	11,245	19	8	27			
THE DALLES PD.	11,355	19	2	21	2	2	
O.L.C.C. WASCO							
	22,600	57	11	68	3	2	1
OSP-WASHINGTON		15	2	17			
WASHINGTON CO. SO.	177,035	152	58	210	12	3	9
BEAVERTON PD.	61,720	91	20	111	5	5	
CORNELIUS PD.	7,220	14	2	16	4		4
FOREST GROVE PD.	14,755	22	6	28	8	3	5
GASTON PD.	625	1		1	1		1
HILLSBORO PD.	46,160	59	17	76			
KING CITY PD.	2,170	3		3			
NORTH PLAINS PD.	1,245	3	1	4			
SHERWOOD PD.	5,320	8	2	10			
TIGARD PD.	35,000	47	11	58	3		3
TUALATIN PD.	18,750	27	3	30			
O.L.C.C. WASHINGTON							
	370,000	442	122	564	33	11	22

LAW ENFORCEMENT EMPLOYEES BY DEPARTMENT WITH OFFICER ASSAULTS - 1995

DEPARTMENT	POPULATION	LAW ENFORCE OFFICERS	SUPPORT STAFF	TOTAL STAFF	TOTAL OFFICERS ASSAULT	ASSAULT WITH INJURY	ASSAULT WITHOUT INJURY
OSP-WHEELER		2		2			
WHEELER CO. SO.	1,550	2		2			
O.L.C.C. WHEELER							
	1,550	4		4			
OSP-YAMHILL		14	1	15	3		3
YAMHILL CO. SO.	31,345	42	5	47	4	3	1
AMITY PD.	1,190	2		2			
CARLTON PD.	1,400	2		2			
DUNDEE PD.	2,300	6		6			
MCMINNVILLE PD.	22,140	27	7	34			
NEWBERG PD.	15,285	22	8	30			
YAMHILL PD.	940	2		2			
O.L.C.C. YAMHILL							
	74,600	117	21	138	7	3	4



# STATEWIDE OFFICER ASSAULT 1995

## LAW ENFORCEMENT OFFICERS ASSAULTED SUPPLEMENTARY REPORT

TYPE OF ACTIVITY	TOTAL	FIREARM	KNIFE	OTHER	HANDS	TWO	ONE MAN	DETECT OR		OTHER		POLICE	
	ASSLTS WEAPON (A)		OTHER INSTR (C)	DANGR WEAPON (D)	FIST FEET (E)	MAN VEH (F)	VEHICLE ALONE (G)	ASST. (H)	SPEC ALONE (I)	ASSIGN ASST. (J)	ALONE (K)	AST. (L)	ASSAULTS CLEARED (M)
1. RESPONDING TO DISTURBANCE CALLS	188	5	4	18	161	32	55	87		1		13	182
2. BURGLARIES IN PROGRESS/PURSUING	11		1		10	2	5	2				2	10
3. ROBBERIES IN PROGRESS/PURSUING	4	1			3		2	2					4
4. ATTEMPTING OTHER ARRESTS	122	3		15	104	36	12	60	1	3	2	8	113
5. CIVIL DISORDER (RIOT, MASS DISOB)	3		1	1	1	1				1		1	2
6. HANDLING, TRANSPORTING PRISONERS	66			8	58	13	10	26		3	1	13	63
7. INVESTIGATING SUSPICIOUS PER/CIR	44	1	1	9	33	9	13	18	1		1	2	40
8. AMBUSH - NO WARNING													
9. MENTALLY DERANGED	8			2	6	3		5					6
10. TRAFFIC PURSUITS AND STOPS	132	5	1	26	100	36	48	46			1	1	125
11. ALL OTHER	54	5	1	7	41	8	10	13		6	3	14	43
12. TOTAL 1-11	632	20	9	86	517	140	155	259	2	14	8	54	588
13. NUMBER WITH PERSONAL INJURY	271	3	4	36	228								
14. NUMBER WITHOUT PERSONAL INJURY	361	17	5	50	289								
	12.01	2.01	4.01	6.01	8.01	10.01	12.01	2.01	4.01	6.01	8.01	10.01	
	AM TO	AM TO	AM TO	AM TO	AM TO	AM TO	PM TO	PM TO	PM TO	PM TO	PM TO	PM TO	
	2.00	4.00	6.00	8.00	10.00	12.00	2.00	4.00	6.00	8.00	10.00	12.00	
15. TIME OF ASSAULTS	87	65	31	12	21	37	32	36	61	64	77	109	

```

I-----I
I  NUMBER OF LAW ENFORCEMENT OFFICERS  I BY FELONIOUS ACT          0  I
I  KILLED IN THE LINE OF DUTY.         I BY ACCIDENT OR NEGLIGENCE 0  I
I-----I
    
```

This table does not include data from the Douglas county Sheriff's Department or the Hillsboro Police Department.



**SECTION 8**  
**AGENCY SUMMARY**  
**and**  
**DETAIL TABLES**

This section provides a detailed report by crime category of the annual crime report information for each department within each county in Oregon, including Traffic Crime, Fish & Game Laws, and Marine Violations.

**SPECIAL NOTES:**

When counting arrests, only those arrests which are made for an agency's own cases are counted for OUCR purposes. The number of arrests shown in this report will not necessarily agree with the statistics within a department which may show all arrest activity.

Index Crime is summarized at the bottom of the page. The individual crimes that make up the National Crime Index are each identified with an asterisk.

If necessary, Part II Crime totals may be easily determined by subtracting the Index Crime Total from the Grand Total located on the line above. The result of this subtraction equals total Part II Crimes.



Population 1995	STATE OF OREGON 3,132,000			OREGON STATE POLICE			O. L. C. C.		
	Offenses	Arrests	Cleared *	Offenses	Arrests	Cleared	Offenses	Arrests	Cleared
<b>CRIME AGAINST PERSON</b>									
Willful Murder*	129	174	82	6	12	3			
Neg. Homicide	13	29	10	1	1	2			
Forcible Rape*	1,312	351	495	109	42	65			
Other Sex Crime	6,463	1,458	2,689	689	149	433			
Kidnapping	652	160	289	24	11	14			
Robbery*	4,400	1,663	1,503	27	9	15			
Aggravated Assault*	10,568	3,088	5,265	426	243	323			
Simple Assault	31,293	20,525	18,330	814	524	627			
1995 TOTAL	54,830	27,448	28,663	2,096	991	1,482			
1994 TOTAL	54,656	27,804	31,304	2,749	1,137	1,973			
<b>CRIME AGAINST PROPERTY</b>									
Burglary*	34,739	4,654	4,129	433	106	123			
Larceny*	133,202	30,461	28,830	1,208	263	299			
Motor Vehicle Theft*	22,642	4,775	3,804	347	106	114			
Arson*	1,767	571	578	271	156	173			
Forgery/Counterfeit	11,634	2,655	3,944	377	69	229			
Fraud	11,683	1,694	4,186	431	42	242	3		3
Embezzlement	558	125	295						
Stolen Property	821	726	636	51	36	47			
Vandalism	51,171	5,685	8,140	408	137	219			
1995 TOTAL	268,217	51,346	54,542	3,526	915	1,446	3		3
1994 TOTAL	253,169	48,360	55,291	3,907	988	1,452			
<b>BEHAVIORAL CRIMES</b>									
Weapon Laws	5,139	3,395	4,273	475	287	402			
Prostitution	780	818	713	6	3	4			
Drug Laws	18,831	16,515	16,339	1,507	1,311	1,483			
Gambling	35	32	19	6	6	5			
Crimes Against Family	2,605	681	1,262	358	218	321			
D.U.I.	20,241	18,542	19,637	4,083	3,914	4,083			
Liquor Laws	10,534	12,757	9,036	668	691	662	398	195	381
Disorderly Conduct	19,095	5,459	9,749	163	69	121	12		12
All Other	49,079	23,729	27,572	1,688	598	921	173	151	173
Curfew	6,869	5,066	6,583	27	24	27			
Runaway Juveniles	15,260	4,519	10,296	53	14	38			
1995 TOTAL	148,468	91,513	105,479	9,034	7,135	8,067	583	346	566
1994 TOTAL	142,198	83,954	104,184	8,032	6,382	7,200	655	345	654
<b>GRAND TOTAL</b>	<b>471,515</b>	<b>170,307</b>	<b>188,684</b>	<b>14,656</b>	<b>9,041</b>	<b>10,995</b>	<b>586</b>	<b>346</b>	<b>569</b>
* Index Total	208,759	45,737	44,686	2,827	937	1,115			
Traffic Crime	26,173	16,608	16,608	4,422	3,693	3,693			
Fish and Game Laws	5,703	5,290	5,290	5,557	5,157	5,157			
Marine Violations	719	671	671	117	112	112			

\* State of Oregon Clearances for 1995 do not include data from the Douglas County Sheriff's Department or the Hillsboro Police Department





Population 1995	Baker Co. - O.S.P.			Baker County Totals 16,500		
	Offenses	Arrests	Cleared	Offenses	Arrests	Cleared
<b>CRIME AGAINST PERSON</b>						
Willful Murder*						
Neg. Homicide						
Forcible Rape*	2			2		
Other Sex Crime	13	1	2	66	11	27
Kidnapping				2		1
Robbery*	1			11	8	7
Aggravated Assault*	5	3	3	49	18	44
Simple Assault	15	9	9	216	153	182
1995 TOTAL	36	13	14	346	190	261
1994 TOTAL	51	11	44	353	175	253
<b>CRIME AGAINST PROPERTY</b>						
Burglary*	9	3	3	190	31	29
Larceny*	8	3	1	629	157	185
Motor Vehicle Theft*	4	1	1	51	24	32
Arson*	1	1	1	13	5	8
Forgery/Counterfeit				33	8	22
Fraud	7	4	4	406	50	332
Embezzlement						
Stolen Property	2	4	2	2	4	2
Vandalism	3		2	352	46	82
1995 TOTAL	34	16	14	1,676	325	692
1994 TOTAL	42	19	20	1,664	350	792
<b>BEHAVIORAL CRIMES</b>						
Weapon Laws	8	5	6	34	17	28
Prostitution				1	1	1
Drug Laws	6	7	6	57	52	54
Gambling						
Crimes Against Family	4	1	1	12	7	10
D.U.I.I	33	32	33	73	72	73
Liquor Laws	12	12	12	30	69	29
Disorderly Conduct	1	1	1	61	44	58
All Other	18	6	10	240	116	142
Curfew				44	38	44
Runaway Juveniles				10	54	9
1995 TOTAL	82	64	69	562	470	448
1994 TOTAL	57	48	49	496	495	372
<b>GRAND TOTAL</b>	<b>152</b>	<b>93</b>	<b>97</b>	<b>2,584</b>	<b>985</b>	<b>1,401</b>
* Index Total	30	11	9	945	243	305
Traffic Crime	32	25	32	84	54	84
Fish and Game Laws	108	102	108	108	102	108
Marine Violations						





Population 1995	Clackamas Co. Sheriff 186,030			Canby PD 10,855			Gladstone PD 11,475			Lake Oswego PD 33,145		
	Offenses	Arrests	Cleared	Offenses	Arrests	Cleared	Offenses	Arrests	Cleared	Offenses	Arrests	Cleared
<b>CRIME AGAINST PERSON</b>												
Willful Murder*	3	18	6		1							
Neg. Homicide			1									
Forcible Rape*	59	9	40	1			3	1	2		1	
Other Sex Crime	293	53	249	25	4	2	16	3	3	38	14	28
Kidnapping	27		19	1	1	1	3		2	1		
Robbery*	152	54	88	5	3	1	13	4	7	12	11	4
Aggravated Assault*	160	57	116	1			11	3	8	30	15	20
Simple Assault	1,394	842	1,179	86	61	57	80	56	60	113	68	83
1995 TOTAL	2,088	1,033	1,698	119	70	61	126	67	82	194	109	135
1994 TOTAL	1,874	984	1,493	106	67	71	89	42	45	170	106	115
<b>CRIME AGAINST PROPERTY</b>												
Burglary*	1,838	101	226	59	8	3	113	17	21	210	22	19
Larceny*	6,252	1,696	2,076	293	69	69	396	49	65	657	72	118
Motor Vehicle Theft*	1,647	197	177	24	11	6	97	12	6	58	16	21
Arson*	32	4	12	8	4	3	10	5	5	10	2	1
Forgery/Counterfeit	422	75	263	16	6	4	46	2	3	50	10	13
Fraud	316	36	149	8		2	12	3	9	79	18	65
Embezzlement										12		2
Stolen Property	37	7	25		1			2		6	8	6
Vandalism	2,066	92	345	124	15	13	197	12	27	261	31	29
1995 TOTAL	12,610	2,208	3,273	532	114	100	871	102	136	1,343	179	274
1994 TOTAL	12,054	2,059	3,289	635	133	162	878	123	149	1,314	176	292
<b>BEHAVIORAL CRIMES</b>												
Weapon Laws	148	106	144	16	9	13	6	6	4	4	3	4
Prostitution			3									
Drug Laws	408	345	418	56	81	51	19	7	12	53	44	42
Gambling												
Crimes Against Family	53	7	42	1			2	1		1	1	1
D.U.I.I	1,185	967	1,185	56	51	56	50	47	50	128	124	128
Liquor Laws	460	316	459	20	37	20	3	23		101	233	99
Disorderly Conduct	82	44	82	39	16	10	10	6	5	48	23	34
All Other	1,236	236	1,047	55	40	30	81	30	50	253	36	202
Curfew	1		1	10	7	10	18	12	18	55	36	55
Runaway Juveniles	714	35		65	12	45	40	13		62	24	58
1995 TOTAL	4,287	2,059	3,378	318	253	235	229	145	139	705	524	623
1994 TOTAL	3,956	1,999	3,101	406	324	318	162	80	116	715	464	658
<b>GRAND TOTAL</b>	<b>18,985</b>	<b>5,300</b>	<b>8,349</b>	<b>969</b>	<b>437</b>	<b>396</b>	<b>1,226</b>	<b>314</b>	<b>357</b>	<b>2,242</b>	<b>812</b>	<b>1,032</b>
* Index Total	10,143	2,136	2,741	391	96	82	643	91	114	977	139	183
Traffic Crime	1,348	722	1,348	89	61	89	75	46	75	98	61	98
Fish and Game Laws												
Marine Violations												

Only reported 9 months 1995



	West Linn PD			Clackamas Co. - O.L.C.C.			Clackamas Co. - O.S.P.			Clackamas County Totals		
	Offenses	Arrests	Cleared	Offenses	Arrests	Cleared	Offenses	Arrests	Cleared	Offenses	Arrests	Cleared
Population 1995	19,370									308,600		
CRIME AGAINST PERSON												
Willful Murder*							1	2	1	5	23	8
Neg. Homicide										1		1
Forcible Rape*	4	2	1				7	1		88	16	49
Other Sex Crime	15	2	4				29	1	3	608	100	399
Kidnapping										42	2	25
Robbery*	1						1			250	107	134
Aggravated Assault*	66	27	51				19	9	11	403	159	293
Simple Assault	53	46	45				13	8	7	2,348	1,450	1,904
1995 TOTAL	139	77	101				70	21	22	3,745	1,857	2,813
1994 TOTAL	137	88	107				91	30	50	3,257	1,742	2,452
CRIME AGAINST PROPERTY												
Burglary*	83	20	19				13	2	6	2,860	242	410
Larceny*	334	38	46				32	6	7	10,116	2,454	2,984
Motor Vehicle Theft*	27	20	9				21	6	5	2,325	369	306
Arson*	5	4	4				35	14	18	136	41	51
Forgery/Counterfeit	33	3	8				9	1	5	807	127	365
Fraud	9	7	5				3	2	1	577	81	269
Embezzlement										16	1	4
Stolen Property	6	6	5				2	2	2	71	35	49
Vandalism	188	25	28				27	9	11	3,967	288	604
1995 TOTAL	685	123	124				142	42	55	20,875	3,638	5,042
1994 TOTAL	595	137	107				128	34	38	19,783	3,378	4,966
BEHAVIORAL CRIMES												
Weapon Laws	11	6	11				30	16	25	285	188	263
Prostitution										2	3	
Drug Laws	68	46	62				64	63	63	902	722	844
Gambling										1		
Crimes Against Family	6	3	5				12	10	10	95	28	70
D.U.I.I	163	153	163				290	274	290	2,162	1,880	2,162
Liquor Laws	79	162	79	16	9	16	14	14	13	893	1,003	880
Disorderly Conduct	45	30	45	4		4	4		3	290	174	236
All Other	152	147	132				29	7	25	2,433	804	1,893
Curfew	17	6	17							237	129	235
Runaway Juveniles	59	11	56				3	1	3	1,159	175	285
1995 TOTAL	600	564	570	20	9	20	446	385	432	8,459	5,106	6,868
1994 TOTAL	534	545	503	31	11	31	476	390	459	7,828	4,899	6,422
GRAND TOTAL	1,424	764	795	20	9	20	658	448	509	33,079	10,601	14,723
* Index Total	520	111	130				129	40	48	16,183	3,411	4,235
Traffic Crime	113	81	113				411	370	411	2,573	1,614	2,573
Fish and Game Laws							284	263	284	284	263	284
Marine Violations							6	5	6	6	5	6

Population 1995	Clatsop Co. Sheriff 12,070			Astoria PD 10,100			Gearhart PD 1,170		
	Offenses	Arrests	Cleared	Offenses	Arrests	Cleared	Offenses	Arrests	Cleared
<b>CRIME AGAINST PERSON</b>									
Willful Murder*				1	1	1			
Neg. Homicide				4	1				
Forcible Rape*				16	8	8			
Other Sex Crime	19	6	6						
Kidnapping	1				1				
Robbery*	5	5	2	5	2	3			
Aggravated Assault*	10	8	9	22	13	12			
Simple Assault	62	47	43	132	83	85	6	5	5
1995 TOTAL	97	66	60	180	109	109	6	5	5
1994 TOTAL	83	50	58	186	119	117	5	2	3
<b>CRIME AGAINST PROPERTY</b>									
Burglary*	75	7	8	144	33	32	12	3	3
Larceny*	135	21	13	434	90	125	30	6	4
Motor Vehicle Theft*	28	4	6	33	20	9	6	3	1
Arson*	4	1	1	5					
Forgery/Counterfeit	12	2	2	37	4	15			
Fraud	9		1	58	4	30	2		1
Embezzlement				1		1			
Stolen Property				2	4	1			
Vandalism	121	25	45	249	25	50	10	1	2
1995 TOTAL	384	60	76	963	180	263	60	13	11
1994 TOTAL	334	57	62	934	184	223	41	8	5
<b>BEHAVIORAL CRIMES</b>									
Weapon Laws	13	9	10	9	10	8			
Prostitution				1	1				
Drug Laws	59	67	50	62	85	53			
Gambling									
Crimes Against Family	4	1	2	9	1	4			
D.U.I.	95	90	95	192	188	192	1	1	1
Liquor Laws	65	136	64	45	45	30	8	7	8
Disorderly Conduct	5	6	5	688	70	154	1		1
All Other	131	80	67	611	98	164	9	11	8
Curfew				26	20	26			
Runaway Juveniles	52	6	49	47	16	30		3	
1995 TOTAL	424	395	342	1,690	534	661	19	22	18
1994 TOTAL	387	350	301	2,018	662	830	13	15	13
<b>GRAND TOTAL</b>	<b>905</b>	<b>521</b>	<b>478</b>	<b>2,833</b>	<b>823</b>	<b>1,033</b>	<b>85</b>	<b>40</b>	<b>34</b>
* Index Total	257	46	39	648	160	182	48	12	8
Traffic Crime	105	76	105	56	23	56	6	5	6
Fish and Game Laws	2	2	2						
Marine Violations	7	5	7						



Population 1995	Seaside PD 5,750			Warrenton PD 3,845			Cannon Beach PD 1,365		
	Offenses	Arrests	Cleared	Offenses	Arrests	Cleared	Offenses	Arrests	Cleared
<b>CRIME AGAINST PERSON</b>									
Willful Murder*			1		1				
Neg. Homicide									
Forcible Rape*	6		1						
Other Sex Crime	18	1	4	4	1	1			
Kidnapping	3	4	2	1	1	1			
Robbery*	9	3	6	3		1			
Aggravated Assault*	26	13	15	4	3	4			
Simple Assault	94	74	79	23	25	19	10	9	10
1995 TOTAL	156	95	107	35	31	26	10	9	10
1994 TOTAL	129	73	86	19	7	7	2	1	2
<b>CRIME AGAINST PROPERTY</b>									
Burglary*	125	26	30	28	7	5	18	3	4
Larceny*	468	105	121	118	93	83	46	7	6
Motor Vehicle Theft*	24	15	15	8	4	4	2	6	1
Arson*	12	4	5	1	1	1			
Forgery/Counterfeit	44	8	12	12	7	6	4	2	3
Fraud	39	10	16	9	7	3	10	3	5
Embezzlement	2	1	1	1					
Stolen Property	7	8	7						
Vandalism	275	33	27	20	5	7	12		
1995 TOTAL	996	210	234	197	124	109	92	21	19
1994 TOTAL	922	163	226	79	17	19	151	34	42
<b>BEHAVIORAL CRIMES</b>									
Weapon Laws	17	12	17	1	3	1	1	3	1
Prostitution									
Drug Laws	82	92	77	14	12	10	29	26	29
Gambling									
Crimes Against Family	11	4	7	9	4	3			
D.U.I.	71	67	71	80	79	80	40	40	40
Liquor Laws	145	233	141	36	49	29	38	76	37
Disorderly Conduct	124	67	82	27	23	19			
All Other	188	167	136	34	31	29	8	4	6
Curfew	23	15	23	27	26	27	6	5	6
Runaway Juveniles	32	6	20	18	2	6	6	3	5
1995 TOTAL	693	663	574	246	229	204	128	157	124
1994 TOTAL	720	593	587	46	39	31	99	143	94
<b>GRAND TOTAL</b>	<b>1,845</b>	<b>968</b>	<b>915</b>	<b>478</b>	<b>384</b>	<b>339</b>	<b>230</b>	<b>187</b>	<b>153</b>
<b>* Index Total</b>	<b>670</b>	<b>166</b>	<b>670</b>	<b>162</b>	<b>109</b>	<b>98</b>	<b>66</b>	<b>16</b>	<b>11</b>
Traffic Crime	195	149	195	20	13	20	17	13	17
Fish and Game Laws									
Marine Violations									

Only reported 3 months 1994

Population 1995	Clatsop Co. - O.L.C.C.			Clatsop Co. - O.S.P.			Clatsop County Totals 34,300		
	Offenses	Arrests	Cleared	Offenses	Arrests	Cleared	Offenses	Arrests	Cleared
<b>CRIME AGAINST PERSON</b>									
Willful Murder*					4		1	5	1
Neg. Homicide				2	2	1	12	4	2
Forcible Rape*				7		1	64	16	20
Other Sex Crime				2		1	7	6	4
Kidnapping							22	10	12
Robbery*				3	4	3	65	41	43
Aggravated Assault*				16	8	12	343	251	253
Simple Assault									
1995 TOTAL				30	18	18	514	333	335
1994 TOTAL				24	14	14	448	266	287
<b>CRIME AGAINST PROPERTY</b>									
Burglary*				5	1	1	407	80	83
Larceny*				29	5	14	1,260	327	366
Motor Vehicle Theft*				2	1		103	53	36
Arson*				3	2	2	25	8	9
Forgery/Counterfeit				47	1	47	156	24	85
Fraud				5	1	1	132	25	57
Embezzlement							4	1	2
Stolen Property				1	2	1	10	14	9
Vandalism				9		3	696	89	134
1995 TOTAL				101	13	69	2,793	621	781
1994 TOTAL				46	10	14	2,507	473	591
<b>BEHAVIORAL CRIMES</b>									
Weapon Laws				23	17	19	64	54	56
Prostitution							1	1	
Drug Laws				22	18	21	268	300	240
Gambling					1			1	
Crimes Against Family				6	6	6	39	16	22
D.U.I.				84	83	84	563	548	563
Liquor Laws	18	18	18	87	94	87	442	658	414
Disorderly Conduct				4	3	3	849	169	264
All Other	4	2	4	25	35	24	1,010	428	438
Curfew							82	66	82
Runaway Juveniles				1			156	36	110
1995 TOTAL	22	20	22	252	257	244	3,474	2,277	2,189
1994 TOTAL	53	46	53	179	171	171	3,515	2,019	2,080
<b>GRAND TOTAL</b>	<b>22</b>	<b>20</b>	<b>22</b>	<b>383</b>	<b>288</b>	<b>331</b>	<b>6,781</b>	<b>3,231</b>	<b>3,305</b>
* Index Total				44	19	21	1,895	528	1,029
Traffic Crime				73	61	73	472	340	472
Fish and Game Laws				411	383	411	413	385	413
Marine Violations				8	7	8	15	12	15

Population 1995	Columbia Co. Sheriff 20,675			Clatskanie PD 1,885			Rainier PD 1,720		
	Offenses	Arrests	Cleared	Offenses	Arrests	Cleared	Offenses	Arrests	Cleared
<b>CRIME AGAINST PERSON</b>									
Willful Murder*	1		1						
Neg. Homicide									
Forcible Rape*				1					
Other Sex Crime	33	1	1	2	1	1	1	2	1
Kidnapping									
Robbery*	2	2	1				2	1	1
Aggravated Assault*	13	9	8						
Simple Assault	105	72	70	29	27	25	6	2	6
1995 TOTAL	154	84	81	32	28	26	9	5	8
1994 TOTAL	169	86	84	21	17	18	6	1	2
<b>CRIME AGAINST PROPERTY</b>									
Burglary*	108	12	10	10	6	4	15	8	4
Larceny*	206	7	7	37	23	16	42	9	14
Motor Vehicle Theft*	53	4	3	2	2	1	5	4	1
Arson*	1								
Forgery/Counterfeit	5						3	4	1
Fraud	6			1			8	1	6
Embezzlement									
Stolen Property								1	
Vandalism	125	6	8	17	3	9	22	2	8
1995 TOTAL	504	29	28	67	34	30	95	29	34
1994 TOTAL	437	54	48	83	55	40	79	16	15
<b>BEHAVIORAL CRIMES</b>									
Weapon Laws				5	3	5	1	1	1
Prostitution									
Drug Laws	11	8	7	8	7	8	26	18	26
Gambling									
Crimes Against Family	13		4						
D.U.I.	40	38	40	61	61	61	84	84	84
Liquor Laws	20	59	19	4	33	4	7	6	7
Disorderly Conduct	184	27	51	24	27	24	30	31	27
All Other	152	81	42	8	8	7	12	13	5
Curfew				6	4	6			
Runaway Juveniles	41	16	11	1	1	1	8	2	2
1995 TOTAL	461	229	174	117	144	116	168	155	152
1994 TOTAL	426	185	167	124	153	119	165	167	151
<b>GRAND TOTAL</b>	<b>1,119</b>	<b>342</b>	<b>283</b>	<b>216</b>	<b>206</b>	<b>172</b>	<b>272</b>	<b>189</b>	<b>194</b>
* Index Total	384	34	30	50	31	21	64	22	20
Traffic Crime	21	8	21	15	7	15	38	20	38
Fish and Game Laws	4	4	4				2		2
Marine Violations	86	80	86						



Population 1995	Columbia City PD 1,385			Columbia Co. - O.L.C.C.			Columbia Co. - O.S.P.			Columbia Co. County Totals 39,700		
	Offenses	Arrests	Cleared	Offenses	Arrests	Cleared	Offenses	Arrests	Cleared	Offenses	Arrests	Cleared
<b>CRIME AGAINST PERSON</b>												
Willful Murder*										1		1
Neg. Homicide								1			1	
Forcible Rape*							3	3		5	4	1
Other Sex Crime	1						1		1	61	8	9
Kidnapping										1	1	1
Robbery*										10	7	5
Aggravated Assault*	1		1				9	1	5	30	17	20
Simple Assault							15	11	10	296	251	235
1995 TOTAL	2		1				28	16	16	404	289	272
1994 TOTAL							40	20	32	464	301	318
<b>CRIME AGAINST PROPERTY</b>												
Burglary*	4	1	2				1		1	239	60	40
Larceny*	11		2				7	3	3	764	229	227
Motor Vehicle Theft*	1		1				2	1		102	33	23
Arson*	1		1				3	1	1	11	11	6
Forgery/Counterfeit										89	16	42
Fraud										194	35	140
Embezzlement												
Stolen Property							2		1	2	1	1
Vandalism	9	4	6				7	2	4	436	74	131
1995 TOTAL	26	5	12				22	7	10	1,837	459	610
1994 TOTAL							23	7	9	1,561	462	559
<b>BEHAVIORAL CRIMES</b>												
Weapon Laws	1	1	1				13	3	7	38	26	32
Prostitution												
Drug Laws	1	2	1				39	39	32	199	178	182
Gambling												
Crimes Against Family							4	2	3	25	2	10
D.U.I.I	7	8	7				102	100	89	503	494	490
Liquor Laws	3	2		3	3	3	41	40	32	179	277	162
Disorderly Conduct	4		1				4	1	2	315	147	168
All Other	13	4	5				51	3	8	569	427	334
Curfew										147	112	147
Runaway Juveniles	5	5	3							134	63	62
1995 TOTAL	34	22	18	3	3	3	254	188	173	2,109	1,726	1,587
1994 TOTAL				1		1	216	140	158	1,770	1,524	1,331
<b>GRAND TOTAL</b>	<b>62</b>	<b>27</b>	<b>31</b>	<b>3</b>	<b>3</b>	<b>3</b>	<b>304</b>	<b>211</b>	<b>199</b>	<b>4,350</b>	<b>2,474</b>	<b>2,469</b>
<b>* Index Total</b>							<b>25</b>	<b>9</b>	<b>10</b>	<b>1,144</b>	<b>360</b>	<b>316</b>
Traffic Crime	6	4	6				167	150	167	385	281	385
Fish and Game Laws							98	83	98	104	87	104
Marine Violations										86	80	86

Not a reporting agency in 1994



Population 1995	Myrtle Point PD 2,740			North Bend PD 9,855			Powers PD 680		
	Offenses	Arrests	Cleared	Offenses	Arrests	Cleared	Offenses	Arrests	Cleared
<b>CRIME AGAINST PERSON</b>									
Willful Murder*									
Neg. Homicide									
Forcible Rape*									
Other Sex Crime	2	1	1	20	3	5			
Kidnapping									
Robbery*				2	1	1			
Aggravated Assault*	6	6	6						
Simple Assault	46	49	45	184	118	137	5	4	3
1995 TOTAL	54	56	52	206	122	143	5	4	3
1994 TOTAL	42	41	39	201	130	137	16	17	13
<b>CRIME AGAINST PROPERTY</b>									
Burglary*	14	5	3	94	13	9			
Larceny*	73	20	19	498	111	137	5	1	1
Motor Vehicle Theft*	3	8	1	29	8	7			
Arson*	2	2	2	2					
Forgery/Counterfeit	8	2	2	47	9	12			
Fraud	3			31	5	15	1		
Embezzlement									
Stolen Property				2	2	1			
Vandalism	24	6	4	422	36	77	1	1	1
1995 TOTAL	127	43	31	1,125	184	258	7	2	2
1994 TOTAL	101	29	21	1,058	168	257	47	30	10
<b>BEHAVIORAL CRIMES</b>									
Weapon Laws	3	3	3	8	4	4			
Prostitution									
Drug Laws	12	17	12	31	38	18	14	8	7
Gambling									
Crimes Against Family	1	1	1	29		15			
D.U.I.	35	30	35	92	89	92			
Liquor Laws	21	39	21	48	106	44			
Disorderly Conduct	42	44	42	730	71	520			
All Other	10	8	7	875	188	591	1	1	1
Curfew				120	97	120			
Runaway Juveniles	4	3	3	83	77	60	1	3	
1995 TOTAL	128	145	124	2,016	670	1,464	16	12	8
1994 TOTAL	110	106	104	1,852	524	1,225	37	43	32
<b>GRAND TOTAL</b>	<b>309</b>	<b>244</b>	<b>207</b>	<b>3,347</b>	<b>976</b>	<b>1,865</b>	<b>28</b>	<b>18</b>	<b>13</b>
* Index Total	98	41	31	625	133	154	5	1	1
Traffic Crime	93	81	93	167	108	167			
Fish and Game Laws									
Marine Violations									

Only reported 2 months 1995 data

Population 1995	Coos Co. - O.L.C.C.			Coos Co. - O.S.P.			Coos Co. County Totals 62,100		
	Offenses	Arrests	Cleared	Offenses	Arrests	Cleared	Offenses	Arrests	Cleared
<b>CRIME AGAINST PERSON</b>									
Willful Murder*					1		1	2	1
Neg. Homicide							35	8	8
Forcible Rape*				2			192	29	35
Other Sex Crime				10	2	5	3	4	2
Kidnapping							25	17	9
Robbery*				1			59	49	35
Aggravated Assault*				9	8	8	892	667	553
Simple Assault				16	10	14			
1995 TOTAL				38	21	27	1,207	776	643
1994 TOTAL				37	19	18	1,122	776	711
<b>CRIME AGAINST PROPERTY</b>									
Burglary*				12		1	750	115	83
Larceny*				27	3	7	2,688	620	449
Motor Vehicle Theft*				4	1		240	77	41
Arson*				1			23	5	5
Forgery/Counterfeit				8	1	6	210	56	51
Fraud				24			210	23	47
Embezzlement							1	2	2
Stolen Property				3	3	3	5	5	4
Vandalism				7	2	3	1,554	150	159
1995 TOTAL				86	10	20	5,681	1,053	841
1994 TOTAL				116	18	15	5,184	1,022	1,034
<b>BEHAVIORAL CRIMES</b>									
Weapon Laws				7	3	7	47	61	31
Prostitution							2	2	
Drug Laws				85	80	80	253	434	189
Gambling									
Crimes Against Family				6	4	6	131	19	39
D.U.I.				110	106	110	491	446	491
Liquor Laws	9	6	9	16	14	16	185	350	158
Disorderly Conduct	1		1	3		1	895	195	625
All Other				75	12	27	2,748	721	947
Curfew							164	119	164
Runaway Juveniles				1	1	1	566	247	134
1995 TOTAL	10	6	10	303	220	248	5,482	2,594	2,778
1994 TOTAL	5		5	364	301	336	4,699	2,319	2,811
<b>GRAND TOTAL</b>	<b>10</b>	<b>6</b>	<b>10</b>	<b>427</b>	<b>251</b>	<b>295</b>	<b>12,370</b>	<b>4,423</b>	<b>4,262</b>
<b>* Index Total</b>				<b>56</b>	<b>13</b>	<b>16</b>	<b>3,821</b>	<b>893</b>	<b>631</b>
Traffic Crime				119	100	119	636	449	636
Fish and Game Laws				259	250	259	259	250	259
Marine Violations				1	1	1	20	19	20



Population 1995	Crook Co. Sheriff 9,605			Prineville PD 6,095			Crook Co. - O.L.C.C.		
	Offenses	Arrests	Cleared	Offenses	Arrests	Cleared	Offenses	Arrests	Cleared
<b>CRIME AGAINST PERSON</b>									
Willful Murder*									
Neg. Homicide				3					
Forcible Rape*				17	3	5			
Other Sex Crime	12	6	7	1					
Kidnapping				6	1	4			
Robbery*				9	4	9			
Aggravated Assault*				108	73	73			
Simple Assault	46	37	31						
1995 TOTAL	58	43	38	144	81	91			
1994 TOTAL	67	46	48	112	75	81			
<b>CRIME AGAINST PROPERTY</b>									
Burglary*	73	8	6	59	7	7			
Larceny*	153	15	18	402	126	118			
Motor Vehicle Theft*	18	10	7	29	9	16			
Arson*	3	2	2	7	2	3			
Forgery/Counterfeit	8		2	22		5			
Fraud	4	1	2	13	1	7			
Embezzlement									
Stolen Property	1	2	1	3	1	3			
Vandalism	104	9	10	192	28	32			
1995 TOTAL	364	47	48	727	174	191			
1994 TOTAL	343	37	55	597	136	151			
<b>BEHAVIORAL CRIMES</b>									
Weapon Laws	10	7	6	34	14	27			
Prostitution									
Drug Laws	11	12	10	103	54	75			
Gambling									
Crimes Against Family	1			13		6			
D.U.I.I	43	42	43	63	50	63			
Liquor Laws	22	62	20	63	62	60	9	9	9
Disorderly Conduct	41	21	24	71	47	46			
All Other	59	26	24	302	192	231			
Curfew	2	2	2	75	71	75			
Runaway Juveniles	42	17	38	99	16	87			
1995 TOTAL	231	189	167	823	506	670	9	9	9
1994 TOTAL	247	181	192	628	497	535	11	11	11
<b>GRAND TOTAL</b>	<b>653</b>	<b>279</b>	<b>253</b>	<b>1,694</b>	<b>761</b>	<b>952</b>	<b>9</b>	<b>9</b>	<b>9</b>
* Index Total	247	35	33	515	149	157			
Traffic Crime	26	14	26	73	63	73			
Fish and Game Laws									
Marine Violations	3	3	3						

Population 1995	Crook Co. - O.S.P.			Crook Co. County Totals 15,700		
	Offenses	Arrests	Cleared	Offenses	Arrests	Cleared
<b>CRIME AGAINST PERSON</b>						
Willful Murder*						
Neg. Homicide						
Forcible Rape*	1			4		
Other Sex Crime				29	9	12
Kidnapping				1		
Robbery*				6	1	4
Aggravated Assault*				9	4	9
Simple Assault				154	110	104
1995 TOTAL	1			203	124	129
1994 TOTAL	3	1	1	182	122	130
<b>CRIME AGAINST PROPERTY</b>						
Burglary*	1			133	15	13
Larceny*	3	3	1	558	144	137
Motor Vehicle Theft*	2		1	49	19	24
Arson*				10	4	5
Forgery/Counterfeit				30		7
Fraud				17	2	9
Embezzlement						
Stolen Property				4	3	4
Vandalism	1	2	1	297	39	43
1995 TOTAL	7	5	3	1,098	226	242
1994 TOTAL	4	1	1	944	174	207
<b>BEHAVIORAL CRIMES</b>						
Weapon Laws	1			45	21	33
Prostitution						
Drug Laws	1	1	1	115	67	86
Gambling						
Crimes Against Family	1	2	2	15	2	8
D.U.I.I	2	2	2	108	94	108
Liquor Laws	1	1	1	95	134	90
Disorderly Conduct	2	1	2	114	69	72
All Other	1			362	218	255
Curfew				77	73	77
Runaway Juveniles				141	33	125
1995 TOTAL	9	7	8	1,072	711	854
1994 TOTAL	13	11	12	899	700	750
<b>GRAND TOTAL</b>	<b>17</b>	<b>12</b>	<b>11</b>	<b>2,373</b>	<b>1,061</b>	<b>1,225</b>
<b>* Index Total</b>	<b>7</b>	<b>3</b>	<b>2</b>	<b>769</b>	<b>187</b>	<b>192</b>
Traffic Crime	3	3	3	102	80	102
Fish and Game Laws	84	80	84	84	80	84
Marine Violations				3	3	3



Population 1995	Curry Co. - O.L.C.C.			Curry Co. - O.S.P.			Curry Co. County Totals 22,200		
	Offenses	Arrests	Cleared	Offenses	Arrests	Cleared	Offenses	Arrests	Cleared
<b>CRIME AGAINST PERSON</b>									
Willful Murder*									
Neg. Homicide							1	1	1
Forcible Rape*							17	3	6
Other Sex Crime				3		2			
Kidnapping									
Robbery*							1	1	1
Aggravated Assault*				6	8	6	26	23	22
Simple Assault				11	7	8	266	181	172
1995 TOTAL				20	15	16	311	209	202
1994 TOTAL				16	7	10	281	181	178
<b>CRIME AGAINST PROPERTY</b>									
Burglary*				2		1	161	41	29
Larceny*				9	7	3	448	114	106
Motor Vehicle Theft*							42	31	24
Arson*				1	1	1	1	1	1
Forgery/Counterfeit				7	2	2	40	11	8
Fraud							88	4	11
Embezzlement									
Stolen Property				1		1	2	1	2
Vandalism				6	4	3	238	31	31
1995 TOTAL				26	14	11	1,020	234	212
1994 TOTAL				8	4	4	961	220	215
<b>BEHAVIORAL CRIMES</b>									
Weapon Laws				17	14	17	35	32	32
Prostitution									
Drug Laws				59	51	59	132	127	113
Gambling									
Crimes Against Family				8	2	8	25	7	16
D.U.I.I				104	98	104	287	261	287
Liquor Laws	3		2	26	26	25	66	104	64
Disorderly Conduct				2		2	59	20	22
All Other				16	15	14	236	119	114
Curfew							13	8	13
Runaway Juvenilles							46	23	37
1995 TOTAL	3		2	232	206	229	899	701	698
1994 TOTAL	1		1	180	165	171	734	607	540
<b>GRAND TOTAL</b>	<b>3</b>		<b>2</b>	<b>278</b>	<b>235</b>	<b>256</b>	<b>2,230</b>	<b>1,144</b>	<b>1,112</b>
<b>* Index Total</b>				<b>18</b>	<b>16</b>	<b>11</b>	<b>680</b>	<b>212</b>	<b>184</b>
Traffic Crime				60	43	60	186	119	186
Fish and Game Laws				174	172	174	174	172	174
Marine Violations				3	3	3	3	3	3



Population 1995	Deschutes Co. - O.L.C.C.			Deschutes Co. - O.S.P.			Deschutes County Totals 94,100		
	Offenses	Arrests	Cleared	Offenses	Arrests	Cleared	Offenses	Arrests	Cleared
<b>CRIME AGAINST PERSON</b>									
Willful Murder*							2	1	1
Neg. Homicide							28	10	12
Forcible Rape*				7	2	2	155	37	58
Other Sex Crime				32	5	7	7	2	3
Kidnapping							47	47	33
Robbery*							125	90	91
Aggravated Assault*				22	14	17	942	702	724
Simple Assault				36	30	33			
1995 TOTAL				97	51	59	1,306	889	922
1994 TOTAL				147	3	121	1,260	824	916
<b>CRIME AGAINST PROPERTY</b>									
Burglary*				44	14	10	952	171	147
Larceny*				75	9	13	4,429	1,121	1,205
Motor Vehicle Theft*				32	6	8	396	160	141
Arson*				10	9	6	41	30	28
Forgery/Counterfeit				8	1	31	645	92	293
Fraud				26	3	22	628	125	270
Embezzlement							7	2	3
Stolen Property				2	1	1	8	24	6
Vandalism				17	10	10	1,658	196	255
1995 TOTAL				214	53	101	8,764	1,921	2,348
1994 TOTAL				288	67	137	7,199	1,630	1,952
<b>BEHAVIORAL CRIMES</b>									
Weapon Laws				12	5	10	148	75	118
Prostitution				1	1	1	2	1	2
Drug Laws				40	34	36	567	532	490
Gambling				1		1	1		1
Crimes Against Family				16	10	11	69	22	41
D.U.I.				104	98	104	667	634	667
Liquor Laws	14	2	14	12	11	12	263	381	260
Disorderly Conduct	1		1	9	9	9	546	285	367
All Other				32	23	28	1,366	916	1,010
Curfew				1	1	1	92	54	92
Runaway Juveniles				1	2	1	45	63	42
1995 TOTAL	15	2	15	229	194	214	3,766	2,963	3,090
1994 TOTAL	51	22	51	273	208	248	3,604	2,862	2,907
<b>GRAND TOTAL</b>	<b>15</b>	<b>2</b>	<b>15</b>	<b>540</b>	<b>298</b>	<b>374</b>	<b>13,836</b>	<b>5,773</b>	<b>6,360</b>
<b>* Index Total</b>				<b>190</b>	<b>54</b>	<b>56</b>	<b>6,020</b>	<b>1,630</b>	<b>1,658</b>
Traffic Crime				104	87	104	635	409	635
Fish and Game Laws				202	191	202	207	195	207
Marine Violations				13	13	13	130	117	130

Population 1995	Douglas Co. Sheriff 59,555			Canyonville PD			Myrtle Creek PD 3,290			Reedsport PD 4,860		
	Offenses	Arrests	Cleared	Offenses	Arrests	Cleared	Offenses	Arrests	Cleared	Offenses	Arrests	Cleared
<b>CRIME AGAINST PERSON</b>												
Willful Murder*	1	2								1		
Neg. Homicide	1	2										
Forcible Rape*	15	5						1				
Other Sex Crime	74	41					13	10	14	6	5	5
Kidnapping	20	9					1	1	1		1	
Robbery*	30	12					1					
Aggravated Assault*	61	58					1	2	1	10	7	6
Simple Assault	484	469					65	59	58	48	41	40
1995 TOTAL	686	598					81	73	74	65	54	51
1994 TOTAL	784	577	623	2	2	2	67	52	63	63	52	49
<b>CRIME AGAINST PROPERTY</b>												
Burglary*	580	134					44	16	7	54	4	8
Larceny*	991	352					147	64	68	185	46	42
Motor Vehicle Theft*	123	114					12	6	5	6	8	5
Arson*	17	13									1	
Forgery/Counterfeit	95	79					49	9	44	11	5	3
Fraud	107	68					182	37	128	19	4	3
Embezzlement	1	2										
Stolen Property	16	28										
Vandalism	475	267					117	22	30	143	31	20
1995 TOTAL	2,405	1,057					551	154	282	418	99	81
1994 TOTAL	2,805	680	1,095	9	1	5	596	165	330	358	114	101
<b>BEHAVIORAL CRIMES</b>												
Weapon Laws	98	122					8	4	6	2	3	2
Prostitution	2	3										
Drug Laws	224	224					17	14	14	22	23	18
Gambling	2	3										
Crimes Against Family	39	73					3	2	3	1	1	1
D.U.I.I	266	265					24	21	24	25	23	25
Liquor Laws	233	380					18	34	17	34	59	34
Disorderly Conduct	116	103					10	15	10	70	29	28
All Other	375	313					59	36	37	72	66	61
Curfew	74	44					39	35	39	54	40	54
Runaway Juveniles	185	33					8	3	6	16	12	11
1995 TOTAL	1,614	1,563					186	164	156	296	256	234
1994 TOTAL	2,088	1,527	1,806	6	4	5	147	126	133	287	218	205
<b>GRAND TOTAL</b>	<b>4,705</b>	<b>3,218</b>					<b>818</b>	<b>391</b>	<b>512</b>	<b>779</b>	<b>409</b>	<b>366</b>
* Index Total	1,818	690					205	89	81	256	66	61
Traffic Crime	427	375	427				38	23	38	103	79	103
Fish and Game Laws	7	10	7									
Marine Violations	2	1	2									

Clearances not available for 1995

No longer a department as of 4/1/94

Population 1995	Roseburg PD 19,220			Sutherlin PD 5,830			Winston PD 4,075			Oakland PD 870		
	Offenses	Arrests	Cleared	Offenses	Arrests	Cleared	Offenses	Arrests	Cleared	Offenses	Arrests	Cleared
<b>CRIME AGAINST PERSON</b>												
Willful Murder*												
Neg. Homicide												
Forcible Rape*	4	2	3									
Other Sex Crime	31	13	15	13	5	8	2		1	1		
Kidnapping	7	5	4				2		1			
Robbery*	20	17	13	3	3	2	4	2	1			
Aggravated Assault*	32	24	23	4	5	3		1				
Simple Assault	344	182	290	80	59	71	31	49	30	4		1
1995 TOTAL	438	243	348	100	72	84	39	52	33	5		1
1994 TOTAL	407	200	292	112	88	103	53	69	43	18	9	14
<b>CRIME AGAINST PROPERTY</b>												
Burglary*	303	84	89	45	7	12	26	5	6	8	1	1
Larceny*	1,387	479	443	219	73	83	129	60	46	14	3	3
Motor Vehicle Theft*	109	39	46	13	5	6	12	3	4	1	1	1
Arson*	26	13	14	2	2	2	2	3	2	1		
Forgery/Counterfeit	103	51	61	32	7	16	3					
Fraud	272	34	156	39	14	22	32	1	1			
Embezzlement	6		4									
Stolen Property	6	19	6									
Vandalism	612	88	109	122	31	34	52	9	10	18	1	1
1995 TOTAL	2,824	807	928	472	139	175	256	81	69	42	6	6
1994 TOTAL	2,792	636	864	465	80	139	247	78	56	58	13	22
<b>BEHAVIORAL CRIMES</b>												
Weapon Laws	53	25	48	6	6	6	1	2	1			
Prostitution	3	3	2									
Drug Laws	208	146	201	51	39	43	16	20	15	2	2	2
Gambling												
Crimes Against Family	18	12	14	8	1	6				1	1	1
D.U.I.I	161	149	161	36	34	36	22	22	22	2	2	2
Liquor Laws	255	283	252	28	61	26	7	22	6	4	1	2
Disorderly Conduct	297	249	186	106	67	92	6	13	6	8	4	4
All Other	540	388	470	119	65	99	35	41	27	13	3	2
Curfew	169	133	169	16	9	16	32	27	32	13	13	13
Runaway Juveniles	90	3	75	20	3	19	7	6	5			
1995 TOTAL	1,794	1,391	1,578	390	285	343	126	153	114	43	26	26
1994 TOTAL	2,213	1,593	1,883	326	235	284	106	167	94	87	69	79
<b>GRAND TOTAL</b>	<b>5,056</b>	<b>2,441</b>	<b>2,854</b>	<b>962</b>	<b>496</b>	<b>602</b>	<b>421</b>	<b>286</b>	<b>216</b>	<b>90</b>	<b>32</b>	<b>33</b>
* Index Total	1,881	658	631	286	95	108	173	74	59	24	5	5
Traffic Crime	247	141	247	42	29	42	26	24	26	10	9	10
Fish and Game Laws												
Marine Violations												

Missing August &amp; October 1995



Population 1995	Douglas Co. - O.L.C.C.			Douglas Co. - O.S.P.			Douglas County Totals 97,700		
	Offenses	Arrests	Cleared	Offenses	Arrests	Cleared	Offenses	Arrests	Cleared *
<b>CRIME AGAINST PERSON</b>									
Willful Murder*							2	2	
Neg. Homicide								2	
Forcible Rape*				8	1	2	27	9	5
Other Sex Crime				44	7	15	184	81	58
Kidnapping				1	1	1	31	17	7
Robbery*				1	1	1	59	35	17
Aggravated Assault*				25	3	4	133	100	37
Simple Assault				17	12	9	1,073	871	499
1995 TOTAL				96	25	32	1,510	1,117	623
1994 TOTAL				139	57	84	1,645	1,106	1,273
<b>CRIME AGAINST PROPERTY</b>									
Burglary*				8	1	1	1,068	252	124
Larceny*				35	2	5	3,107	1,079	690
Motor Vehicle Theft*				17	9	6	293	185	73
Arson*				10	9	7	58	41	25
Forgery/Counterfeit				13	6	8	306	157	132
Fraud				11	1	3	662	159	313
Embezzlement							7	2	4
Stolen Property							22	47	6
Vandalism				20	4	5	1,559	453	209
1995 TOTAL				114	32	35	7,082	2,375	1,576
1994 TOTAL				139	36	60	7,469	1,803	2,672
<b>BEHAVIORAL CRIMES</b>									
Weapon Laws				17	9	12	185	171	75
Prostitution							5	6	2
Drug Laws				96	75	88	636	543	381
Gambling				1			3	3	
Crimes Against Family				19	15	16	89	105	41
D.U.I.				172	165	172	708	681	442
Liquor Laws	6	1	6	44	46	44	629	887	387
Disorderly Conduct				11	6	8	624	486	334
All Other				54	15	20	1,267	927	716
Curfew				2	2	2	399	303	325
Runaway Juveniles				3	1	2	329	61	118
1995 TOTAL	6	1	6	419	334	364	4,874	4,173	2,821
1994 TOTAL	14	3	14	364	331	335	5,638	4,273	4,838
<b>GRAND TOTAL</b>	<b>6</b>	<b>1</b>	<b>6</b>	<b>629</b>	<b>391</b>	<b>431</b>	<b>13,466</b>	<b>7,665</b>	<b>5,020</b>
* Index Total				104	26	26	4,747	1,703	971
Traffic Crime				165	130	165	1,058	810	1,058
Fish and Game Laws				273	256	273	280	266	280
Marine Violations				2	2	2	4	3	4

\* Clearances for 1995 do not include data from Douglas County Sheriff's Department













Population 1995	Hood River Co. - O.S.P.			Hood River County Totals 18,700		
	Offenses	Arrests	Cleared	Offenses	Arrests	Cleared
<b>CRIME AGAINST PERSON</b>						
Willful Murder*					1	
Neg. Homicide						
Forcible Rape*				4		2
Other Sex Crime	6	1	3	27	6	12
Kidnapping				3	1	
Robbery*				6	3	6
Aggravated Assault*	3	3	3	15	12	14
Simple Assault	1			175	130	118
1995 TOTAL	10	4	6	230	153	152
1994 TOTAL	9	7	8	185	142	146
<b>CRIME AGAINST PROPERTY</b>						
Burglary*	3	2	2	109	25	18
Larceny*	13	1	2	490	139	122
Motor Vehicle Theft*	2	2	2	59	30	31
Arson*				2	2	2
Forgery/Counterfeit				33	11	11
Fraud	1		1	69	34	40
Embezzlement						
Stolen Property						
Vandalism	2	1		183	21	22
1995 TOTAL	21	6	7	945	262	246
1994 TOTAL	17	16	13	897	289	231
<b>BEHAVIORAL CRIMES</b>						
Weapon Laws	5	5	4	24	25	22
Prostitution						
Drug Laws	11	17	11	95	93	80
Gambling						
Crimes Against Family	2	2	2	13	4	7
D.U.I.I	22	22	22	261	239	261
Liquor Laws	2	2	2	45	83	38
Disorderly Conduct				32	27	25
All Other	5	6	5	230	138	98
Curfew				17	13	17
Runaway Juveniles				55	16	35
1995 TOTAL	47	54	46	772	638	583
1994 TOTAL	39	44	38	685	688	592
<b>GRAND TOTAL</b>	<b>78</b>	<b>64</b>	<b>59</b>	<b>1,947</b>	<b>1,053</b>	<b>981</b>
<b>* Index Total</b>	<b>21</b>	<b>8</b>	<b>9</b>	<b>685</b>	<b>212</b>	<b>195</b>
Traffic Crime	28	23	28	219	110	219
Fish and Game Laws	125	119	125	127	121	127
Marine Violations	9	9	9	9	9	9





Population 1995	Medford PD 55,090			Phoenix PD 3,615			Talent PD 4,530			Eagle Point PD 3,415		
	Offenses	Arrests	Cleared	Offenses	Arrests	Cleared	Offenses	Arrests	Cleared	Offenses	Arrests	Cleared
<b>CRIME AGAINST PERSON</b>												
Willful Murder*	5	2	4									
Neg. Homicide		1										
Forcible Rape*	30	9	12	5	2	1						
Other Sex Crime	143	60	82	14		2	4	1	1	2	1	1
Kidnapping	5	2	2		1							
Robbery*	43	33	26	4	4	4	2		2	2	2	2
Aggravated Assault*	252	154	177	37	19	21	18	7	11	2	1	1
Simple Assault	579	385	412	19	3	8	19	13	15	47	34	36
1995 TOTAL	1,057	646	715	79	29	36	43	21	29	53	38	40
1994 TOTAL	1,087	701	738	85	45	42	49	37	30	41	31	39
<b>CRIME AGAINST PROPERTY</b>												
Burglary*	684	104	99	39	7	4	30	2	3	18		4
Larceny*	4,121	1,231	1,244	229	90	87	131	25	31	102	38	42
Motor Vehicle Theft*	318	79	103	16	7	5	8	2	3	5	4	3
Arson*	58	19	21	3	2	2	2		1		2	
Forgery/Counterfeit	281	72	113	3	1		1	1	1	24	5	24
Fraud	632	153	296	37	3	3	9		1	41	10	34
Embezzlement	104	50	69	1								
Stolen Property	24	33	20									
Vandalism	1,474	199	389	104	14	13	25	1	3	29	13	8
1995 TOTAL	7,696	1,940	2,354	432	124	114	206	31	43	219	72	115
1994 TOTAL	7,271	2,044	2,410	416	125	132	224	23	41	193	58	119
<b>BEHAVIORAL CRIMES</b>												
Weapon Laws	166	115	148	10	6	9	8	3	5	4	3	4
Prostitution	5	2	2	1								
Drug Laws	548	430	513	16	9	8	8	5	6	3	3	3
Gambling		2										
Crimes Against Family	46	14	20	10	1	1	7			4		1
D.U.I.I	324	294	324	41	39	41	38	35	38	13	13	13
Liquor Laws	23	378	22	22	80	20	5	12	3		8	
Disorderly Conduct	46	222	41	16	14	6	10	3	3	3	5	3
All Other	675	1,235	357	52	27	13	48	35	27	21	29	15
Curfew	75	58	75	2	1	2				7	7	7
Runaway Juveniles	80	4	65	17			6			3		2
1995 TOTAL	1,988	2,754	1,567	187	177	100	130	93	82	58	68	48
1994 TOTAL	3,248	2,633	2,699	284	127	111	220	76	83	164	84	141
<b>GRAND TOTAL</b>	<b>10,741</b>	<b>5,340</b>	<b>4,636</b>	<b>698</b>	<b>330</b>	<b>250</b>	<b>379</b>	<b>145</b>	<b>154</b>	<b>330</b>	<b>178</b>	<b>203</b>
* Index Total	5,511	1,631	1,686	333	131	124	191	36	51	129	47	52
Traffic Crime	250	73	250	17	9	17	32	20	32	6	3	6
Fish and Game Laws												
Marine Violations												

Population 1995	Gold Hill PD 1,235			Rogue River PD 1,950			Butte Falls PD 410			Shady Cove PD 1,950		
	Offenses	Arrests	Cleared	Offenses	Arrests	Cleared	Offenses	Arrests	Cleared	Offenses	Arrests	Cleared
<b>CRIME AGAINST PERSON</b>												
Willful Murder*												
Neg. Homicide												
Forcible Rape*												
Other Sex Crime				2	1	1		1		4		
Kidnapping												
Robbery*				3	3	3				1		
Aggravated Assault*				9	7	8				5	1	3
Simple Assault				14	4	6		1		16	10	13
1995 TOTAL				28	15	18		2		26	11	16
1994 TOTAL	12			23	7	16	1	9	1	31	17	27
<b>CRIME AGAINST PROPERTY</b>												
Burglary*				18	5	4	3	4		10		
Larceny*				147	46	65	1			58	14	21
Motor Vehicle Theft*				12	10	6				6		2
Arson*												
Forgery/Counterfeit				21	2	4				6	2	2
Fraud				85	1	33				54	3	17
Embezzlement										1		
Stolen Property				1	1	1						
Vandalism				49	3	10	6	5	1	20	1	4
1995 TOTAL				333	68	123	10	9	1	155	20	46
1994 TOTAL	98	5		229	33	106	21	4	9	154	31	48
<b>BEHAVIORAL CRIMES</b>												
Weapon Laws								1		10	5	8
Prostitution												
Drug Laws				13	11	9				45	35	43
Gambling												
Crimes Against Family				1		1				3	3	2
D.U.I.				15	15	15				36	32	36
Liquor Laws				1	2	1	1	1		14	21	14
Disorderly Conduct				15	1	12		1		51	4	45
All Other				99	12	58	8	1	2	80	19	63
Curfew							9	5	9	7	7	7
Runaway Juveniles				4		3				3	1	3
1995 TOTAL				148	41	99	18	9	11	249	127	221
1994 TOTAL	40	6	4	196	72	155	45	17	31	199	112	176
<b>GRAND TOTAL</b>				509	124	240	28	20	12	430	158	283
* Index Total				189	71	86	4	4		80	15	26
Traffic Crime				12	11	12	2	2	2	32	28	32
Fish and Game Laws										1	1	1
Marine Violations												

No reports received 1995

Only reported 6 months data 1995

Population 1995	Jackson Co. - O.L.C.C.			Jackson Co. - O.S.P.			Jackson County Totals 164,400		
	Offenses	Arrests	Cleared	Offenses	Arrests	Cleared	Offenses	Arrests	Cleared
<b>CRIME AGAINST PERSON</b>									
Willful Murder*				1			9	3	5
Neg. Homicide								3	1
Forcible Rape*				12	9	10	65	27	35
Other Sex Crime				41	22	38	355	133	227
Kidnapping				2			9	8	4
Robbery*							93	78	63
Aggravated Assault*				38	17	26	610	358	423
Simple Assault				52	34	35	1,333	809	977
1995 TOTAL				145	82	109	2,474	1,419	1,735
1994 TOTAL				262	115	210	2,491	1,511	1,781
<b>CRIME AGAINST PROPERTY</b>									
Burglary*				51	3	6	1,593	261	254
Larceny*				115	30	27	7,632	2,089	2,171
Motor Vehicle Theft*				30	5	9	625	180	210
Arson*				29	11	13	121	47	46
Forgery/Counterfeit				29	2	13	451	107	187
Fraud				114		102	1,214	208	563
Embezzlement							113	50	74
Stolen Property				3	1	3	56	70	51
Vandalism				26	14	16	3,097	429	689
1995 TOTAL				397	66	189	14,902	3,441	4,245
1994 TOTAL				505	83	156	14,010	3,563	4,275
<b>BEHAVIORAL CRIMES</b>									
Weapon Laws				26	6	18	334	199	283
Prostitution							7	2	3
Drug Laws				70	67	69	1,155	914	963
Gambling				1	2	1	1	4	1
Crimes Against Family				21	8	9	149	34	60
D.U.I.I				187	176	187	1,094	1,017	1,094
Liquor Laws	17	4	17	28	25	28	176	823	164
Disorderly Conduct				8	2	3	288	415	173
All Other	1		1	91	40	49	1,775	1,975	849
Curfew				2	1	2	202	143	202
Runaway Juveniles				15		4	278	32	139
1995 TOTAL	18	4	18	449	327	370	5,459	5,558	3,931
1994 TOTAL	32	13	32	422	290	351	8,396	5,039	5,464
<b>GRAND TOTAL</b>	<b>18</b>	<b>4</b>	<b>18</b>	<b>991</b>	<b>475</b>	<b>668</b>	<b>22,835</b>	<b>10,418</b>	<b>9,911</b>
<b>* Index Total</b>				<b>276</b>	<b>75</b>	<b>91</b>	<b>10,749</b>	<b>3,043</b>	<b>3,207</b>
Traffic Crime				339	299	339	1,090	699	1,090
Fish and Game Laws				196	185	196	288	275	288
Marine Violations				2	2	2	255	251	255

Population	Jefferson Co. Sheriff			Culver PD			Madras PD		
	10,710			715			4,675		
1995	Offenses	Arrests	Cleared	Offenses	Arrests	Cleared	Offenses	Arrests	Cleared
<b>CRIME AGAINST PERSON</b>									
Willful Murder*									
Neg. Homicide									
Forcible Rape*							4		1
Other Sex Crime	12	7	8				19	6	10
Kidnapping	1	1	1				2	4	2
Robbery*	1						4	1	2
Aggravated Assault*	53	45	45				9	7	8
Simple Assault	33	38	32				146	110	115
1995 TOTAL	100	91	86				184	128	138
1994 TOTAL	85	68	62				191	123	142
<b>CRIME AGAINST PROPERTY</b>									
Burglary*	94	6	5	2		1	64	19	21
Larceny*	175	20	13	14		4	328	155	140
Motor Vehicle Theft*	34	17	7				31	13	11
Arson*	5	2	2				2	3	1
Forgery/Counterfeit	6	3	4				51	5	18
Fraud	5	1	1				47	4	25
Embezzlement									
Stolen Property	2	6	2	3		1	1	1	1
Vandalism	114	22	18	14		6	167	31	45
1995 TOTAL	435	77	52	33		12	691	231	262
1994 TOTAL	326	62	38	22			470	128	147
<b>BEHAVIORAL CRIMES</b>									
Weapon Laws	12	11	11	1		1	20	12	20
Prostitution									
Drug Laws	32	41	30				73	69	71
Gambling									
Crimes Against Family	1	4	1				10	5	7
D.U.I.I	143	124	143				85	65	85
Liquor Laws	15	31	15	1			46	46	45
Disorderly Conduct	71	68	62				145	98	116
All Other	174	177	162				68	35	59
Curfew							34	25	34
Runaway Juveniles	36	39	28				55	42	47
1995 TOTAL	484	495	452	2		1	536	397	484
1994 TOTAL	424	381	320	1			427	315	378
<b>GRAND TOTAL</b>	<b>1,019</b>	<b>663</b>	<b>590</b>	<b>35</b>		<b>13</b>	<b>1,411</b>	<b>756</b>	<b>884</b>
* Index Total	362	90	72	16		5	442	198	184
Traffic Crime	130	72	130				107	59	107
Fish and Game Laws	7	6	7						
Marine Violations	1	1	1						

Population

1995

CRIME AGAINST PERSON

Willful Murder\*

Neg. Homicide

Forcible Rape\*

Other Sex Crime

Kidnapping

Robbery\*

Aggravated Assault\*

Simple Assault

1995 TOTAL

1994 TOTAL

CRIME AGAINST PROPERTY

Burglary\*

Larceny\*

Motor Vehicle Theft\*

Arson\*

Forgery/Counterfeit

Fraud

Embezzlement

Stolen Property

Vandalism

1995 TOTAL

1994 TOTAL

BEHAVIORAL CRIMES

Weapon Laws

Prostitution

Drug Laws

Gambling

Crimes Against Family

D.U.I.I

Liquor Laws

Disorderly Conduct

All Other

Curfew

Runaway Juveniles

1995 TOTAL

1994 TOTAL

GRAND TOTAL

\* Index Total

Traffic Crime

Fish and Game Laws

Marine Violations

	Jefferson Co. - O.L.C.C.			Jefferson Co. - O.S.P.			Jefferson County Totals 16,100		
	Offenses	Arrests	Cleared	Offenses	Arrests	Cleared	Offenses	Arrests	Cleared
							4		1
				1			32	13	18
							3	5	3
							5	1	2
				3	3	1	65	55	54
				8	4	6	187	152	153
				12	7	7	296	226	231
				15	11	13	291	202	217
				4	1	2	164	26	29
				5	2	2	522	177	159
							65	30	18
							7	5	3
				1	2	1	58	10	23
				1	1		53	6	26
				1			7	7	4
				6	1	3	301	54	72
				18	7	8	1,177	315	334
				41	2	5	859	192	190
				2	1	1	35	24	33
				15	16	13	120	126	114
				67	2	66	78	11	74
				59	58	59	287	247	287
				17	27	17	80	104	77
							216	166	178
				8	7	6	250	219	227
							34	25	34
							91	81	75
				1			1,191	1,003	1,099
				103	86	93	955	782	791
				1			2,664	1,544	1,664
				12	6	5	832	294	266
				48	29	48	285	160	285
				98	93	98	105	99	105
				6	6	6	7	7	7



Population 1995	Josephine Co. - O.S.P.			Josephine County Totals 71,100		
	Offenses	Arrests	Cleared	Offenses	Arrests	Cleared
<b>CRIME AGAINST PERSON</b>						
Willful Murder*				7	2	
Neg. Homicide				4		1
Forcible Rape*	2	1	1	15	1	4
Other Sex Crime	54	10	33	138	17	58
Kidnapping	1	2	1	11	6	6
Robbery*	1			41	19	14
Aggravated Assault*	21	13	19	89	53	62
Simple Assault	33	18	24	615	283	306
1995 TOTAL	112	44	78	920	381	451
1994 TOTAL	120	45	79	945	403	578
<b>CRIME AGAINST PROPERTY</b>						
Burglary*	15	2	9	781	93	65
Larceny*	14	5	4	2,473	461	399
Motor Vehicle Theft*	20	4	7	395	90	57
Arson*	9	8	8	24	12	10
Forgery/Counterfeit	6		1	200	25	22
Fraud	5	2	5	138	13	55
Embezzlement						
Stolen Property	6	5	6	6	6	6
Vandalism	18	4	7	870	72	67
1995 TOTAL	93	30	47	4,887	772	681
1994 TOTAL	73	21	31	4,754	838	1,174
<b>BEHAVIORAL CRIMES</b>						
Weapon Laws	17	9	17	108	61	85
Prostitution	1	1	1	1	1	1
Drug Laws	36	27	34	691	345	497
Gambling	3	3	3	3	3	3
Crimes Against Family	12	11	11	48	12	18
D.U.I.I	126	117	126	379	350	378
Liquor Laws	6	4	5	143	190	118
Disorderly Conduct	5		1	193	88	39
All Other	54	15	19	534	365	281
Curfew				98	64	98
Runaway Juveniles	2		1	476	243	180
1995 TOTAL	262	187	218	2,674	1,722	1,698
1994 TOTAL	211	171	180	2,816	1,722	1,907
<b>GRAND TOTAL</b>	<b>467</b>	<b>261</b>	<b>343</b>	<b>8,481</b>	<b>2,875</b>	<b>2,830</b>
* Index Total	82	33	48	3,825	731	611
Traffic Crime	102	77	102	409	281	409
Fish and Game Laws	78	75	78	78	75	78
Marine Violations						



	Klamath Co. Sheriff			Klamath Falls PD			Klamath Co. - O.L.C.C.		
	Offenses	Arrests	Cleared	Offenses	Arrests	Cleared	Offenses	Arrests	Cleared
Population	42,920			18,680					
1995									
CRIME AGAINST PERSON									
Willful Murder*	3	1	3						
Neg. Homicide	1	1							
Forcible Rape*	3			4	1	1			
Other Sex Crime	18	2		36	7	9			
Kidnapping	9	3	2	6	2	2			
Robbery*	22	11	2	35	19	15			
Aggravated Assault*	66	39	14	84	41	36			
Simple Assault	318	148	57	335	178	173			
1995 TOTAL	440	205	78	500	248	236			
1994 TOTAL	243	125	13	502	296	289			
CRIME AGAINST PROPERTY									
Burglary*	380	52	11	329	66	70			
Larceny*	934	190	46	826	368	334			
Motor Vehicle Theft*	107	21	11	129	43	35			
Arson*	8	2	1	16	8	5			
Forgery/Counterfeit	56	8	4	31	11	10			
Fraud	109			15	8	6			
Embezzlement									
Stolen Property	5	3	1	28	19	16			
Vandalism	324	20	4	165	43	63			
1995 TOTAL	1,923	296	78	1,539	566	539			
1994 TOTAL	1,151	98	6	1,246	560	521			
BEHAVIORAL CRIMES									
Weapon Laws	39	26	15	69	44	60			
Prostitution	1			2					
Drug Laws	68	59	19	193	178	172			
Gambling									
Crimes Against Family	7			25	3	3			
D.U.I.I	166	152	165	92	82	92			
Liquor Laws	17	57	12	16	13	13	11	7	11
Disorderly Conduct	168	45	22	289	115	130			
All Other	170	85	20	194	129	146	5	5	5
Curfew	8	6	8	10	4	10			
Runaway Juveniles	13	35							
1995 TOTAL	657	465	261	890	568	626	16	12	16
1994 TOTAL	428	333	169	843	551	605	8	6	8
GRAND TOTAL	3,020	966	417	2,929	1,382	1,401	16	12	16
* Index Total	1,523	316	88	1,423	546	496			
Traffic Crime	111	61	111	126	65	126			
Fish and Game Laws	1		1						
Marine Violations	1	1	1						

Population 1995	Klamath Co. - O.S.P.			Klamath County Totals 61,600		
	Offenses	Arrests	Cleared	Offenses	Arrests	Cleared
<b>CRIME AGAINST PERSON</b>						
Willful Murder*		1		3	2	3
Neg. Homicide	1			2	1	
Forcible Rape*	7	1	1	14	2	2
Other Sex Crime	58	9	23	112	18	32
Kidnapping				15	5	4
Robbery*	8	2	5	65	32	22
Aggravated Assault*	32	25	30	182	105	80
Simple Assault	89	47	68	742	373	298
1995 TOTAL	195	85	127	1,135	538	441
1994 TOTAL	325	156	208	1,070	577	510
<b>CRIME AGAINST PROPERTY</b>						
Burglary*	49	12	11	758	130	92
Larceny*	63	35	39	1,823	593	419
Motor Vehicle Theft*	33	15	15	269	79	61
Arson*	22	7	7	46	17	13
Forgery/Counterfeit	21	8	9	108	27	23
Fraud	24	4	19	148	12	25
Embezzlement						
Stolen Property	2	5	2	35	27	19
Vandalism	20	8	10	509	71	77
1995 TOTAL	234	94	112	3,696	956	729
1994 TOTAL	505	180	221	2,902	838	748
<b>BEHAVIORAL CRIMES</b>						
Weapon Laws	58	40	57	166	110	132
Prostitution	1		1	4		1
Drug Laws	117	98	149	378	335	340
Gambling						
Crimes Against Family	4	3	3	36	6	6
D.U.I.I	215	206	215	473	440	472
Liquor Laws	27	25	25	71	102	61
Disorderly Conduct	17	5	12	474	165	164
All Other	77	40	67	446	259	238
Curfew	5	4	5	23	14	23
Runaway Juveniles	13	1	10	26	36	10
1995 TOTAL	534	422	544	2,097	1,467	1,447
1994 TOTAL	530	363	479	1,809	1,253	1,261
<b>GRAND TOTAL</b>	<b>963</b>	<b>601</b>	<b>783</b>	<b>6,928</b>	<b>2,961</b>	<b>2,617</b>
* Index Total	214	98	108	3,160	960	692
Traffic Crime	352	308	352	589	434	589
Fish and Game Laws	79	71	79	80	71	80
Marine Violations	1	1	1	2	2	2



Population 1995	Lake Co. - O.S.P.			Lake County Totals 7,550		
	Offenses	Arrests	Cleared	Offenses	Arrests	Cleared
<b>CRIME AGAINST PERSON</b>						
Willful Murder*						
Neg. Homicide						
Forcible Rape*	2	1		2	1	
Other Sex Crime	9			13	4	4
Kidnapping	1			2	1	1
Robbery*						
Aggravated Assault*	1			9	7	8
Simple Assault	7	2	2	39	35	34
1995 TOTAL	20	3	2	65	48	47
1994 TOTAL	18	6	7	59	43	46
<b>CRIME AGAINST PROPERTY</b>						
Burglary*	3	1		58	16	11
Larceny*	5	1	2	99	36	27
Motor Vehicle Theft*	6	5	3	11	6	5
Arson*	1		1	1		1
Forgery/Counterfeit				3	1	1
Fraud	1			1		
Embezzlement						
Stolen Property						
Vandalism	2	2	1	61	17	13
1995 TOTAL	18	9	7	234	76	58
1994 TOTAL	13	7	8	223	64	65
<b>BEHAVIORAL CRIMES</b>						
Weapon Laws	2	2	1	7	7	6
Prostitution						
Drug Laws	5	6	4	18	19	16
Gambling						
Crimes Against Family	2	2	2	3	2	3
D.U.I.I	18	18	18	74	72	74
Liquor Laws	7	7	7	37	49	31
Disorderly Conduct	1	1	1	14	16	14
All Other	5	2	2	39	33	35
Curfew				19	14	19
Runaway Juveniles				12	6	12
1995 TOTAL	40	38	35	223	218	210
1994 TOTAL	31	25	30	163	186	159
<b>GRAND TOTAL</b>	<b>78</b>	<b>50</b>	<b>44</b>	<b>522</b>	<b>342</b>	<b>315</b>
* Index Total	18	8	6	180	66	52
Traffic Crime	16	16	16	39	32	39
Fish and Game Laws	37	36	37	37	36	37
Marine Violations	2	2	2	2	2	2







Population 1995	Lane Co. - O.L.C.C.			Lane Co. - O.S.P.			Lane County Totals 301,900		
	Offenses	Arrests	Cleared	Offenses	Arrests	Cleared	Offenses	Arrests	Cleared
<b>CRIME AGAINST PERSON</b>									
Willful Murder*				2	2	1	12	9	6
Neg. Homicide							1	8	1
Forcible Rape*				17	3	7	125	35	51
Other Sex Crime				114	36	68	502	189	261
Kidnapping				1	2	1	65	19	32
Robbery*				5	2	3	414	219	163
Aggravated Assault*				50	29	50	679	379	426
Simple Assault				152	125	139	3,057	1,724	2,016
1995 TOTAL				341	199	269	4,855	2,582	2,956
1994 TOTAL				446	212	374	4,529	2,336	2,814
<b>CRIME AGAINST PROPERTY</b>									
Burglary*				86	32	26	4,260	551	485
Larceny*				152	34	55	15,220	3,918	3,561
Motor Vehicle Theft*				48	21	19	1,527	446	359
Arson*				40	28	32	181	81	73
Forgery/Counterfeit				78	6	25	2,049	396	814
Fraud				87	7	35	786	176	273
Embezzlement							1		
Stolen Property				5	1	5	150	114	132
Vandalism				86	37	65	4,170	570	742
1995 TOTAL				582	166	262	28,344	6,252	6,439
1994 TOTAL				582	138	240	25,045	5,581	5,478
<b>BEHAVIORAL CRIMES</b>									
Weapon Laws				44	32	39	443	304	389
Prostitution				2			40	41	36
Drug Laws				220	186	218	2,078	2,050	1,850
Gambling									
Crimes Against Family				30	27	26	127	62	71
D.U.I.I				616	593	616	1,402	1,322	1,402
Liquor Laws	86	64	86	81	92	80	1,235	1,600	1,219
Disorderly Conduct				29	8	26	794	592	601
All Other	143	133	143	489	78	144	5,038	3,964	3,011
Curfew				3	3	3	445	306	445
Runaway Juveniles				6	1	2	731	116	563
1995 TOTAL	229	197	229	1,520	1,020	1,154	12,333	10,357	9,587
1994 TOTAL	125	103	125	1,329	983	1,105	12,237	9,516	9,283
<b>GRAND TOTAL</b>	<b>229</b>	<b>197</b>	<b>229</b>	<b>2,443</b>	<b>1,385</b>	<b>1,685</b>	<b>45,532</b>	<b>19,191</b>	<b>18,982</b>
<b>* Index Total</b>				<b>400</b>	<b>151</b>	<b>193</b>	<b>22,418</b>	<b>5,638</b>	<b>5,124</b>
Traffic Crime				511	409	511	2,326	1,644	2,326
Fish and Game Laws				635	606	635	635	606	635
Marine Violations				21	21	21	21	21	21



Population 1995	Lincoln Co. Sheriff 20,630			Lincoln City PD 6,570			Newport PD 9,495			Toledo PD 3,400		
	Offenses	Arrests	Cleared	Offenses	Arrests	Cleared	Offenses	Arrests	Cleared	Offenses	Arrests	Cleared
<b>CRIME AGAINST PERSON</b>												
Willful Murder*				1	1	1	2	2	2			
Neg. Homicide												
Forcible Rape*	6	1	1	3			3	1	1	3	1	1
Other Sex Crime	25	3	3	13	2	2	18	3	4	9	2	2
Kidnapping	3	1	1	1		1	7	2	4			
Robbery*	3	4	1	11	9	3	8	6	5	1	1	
Aggravated Assault*	5	3	3	30	3	9	32	30	27	2		2
Simple Assault	144	107	107	109	80	33	154	107	131	74	58	68
1995 TOTAL	186	119	116	168	95	49	224	151	174	89	62	73
1994 TOTAL	176	115	120	194	129	102	199	122	158	73	62	65
<b>CRIME AGAINST PROPERTY</b>												
Burglary*	230	36	33	88	20	12	162	50	41	48	14	18
Larceny*	389	68	68	464	91	73	667	228	232	136	41	58
Motor Vehicle Theft*	36	18	15	31	20	7	50	25	23	22	7	15
Arson*	6	5	3	2		1	9	2	2	1		
Forgery/Counterfeit	14	3	3	26	5	8	66	14	22	19	6	8
Fraud	25			45	3	2	52	9	28	6		5
Embezzlement							2		1			
Stolen Property				1	3		14	2	7			
Vandalism	225	35	42	295	16	25	270	30	58	117	15	41
1995 TOTAL	925	165	164	952	158	128	1,292	360	414	349	83	145
1994 TOTAL	935	136	241	978	169	154	1,283	340	437	333	105	163
<b>BEHAVIORAL CRIMES</b>												
Weapon Laws	14	4	10	102	6	5	29	14	26	8	7	7
Prostitution							1	1	1			
Drug Laws	41	43	29	43	25	36	100	70	81	27	28	25
Gambling				1		1						
Crimes Against Family	11	5	8	33	1	3	4	1	3	1		1
D.U.I.	91	87	91	96	86	96	178	166	178	18	14	18
Liquor Laws	68	116	67	62	84	48	47	55	46	14	11	13
Disorderly Conduct	80	29	43	100	4	15	127	65	89	46	38	39
All Other	204	197	141	199	170	45	193	144	174	131	119	121
Curfew				17	15	17	25	20	25	34	29	34
Runaway Juveniles	89	18	48	67	14	21	79	48	75	22	8	18
1995 TOTAL	598	499	437	720	405	287	783	584	698	301	254	276
1994 TOTAL	571	432	444	712	362	289	880	671	822	325	259	299
<b>GRAND TOTAL</b>	<b>1,709</b>	<b>783</b>	<b>717</b>	<b>1,840</b>	<b>658</b>	<b>464</b>	<b>2,299</b>	<b>1,095</b>	<b>1,286</b>	<b>739</b>	<b>399</b>	<b>494</b>
* Index Total	675	135	124	630	144	106	933	344	333	213	64	94
Traffic Crime	77	35	77	67	30	67	144	79	144	109	90	109
Fish and Game Laws	3	3	3	6	6	6						
Marine Violations	52	47	52									

Population 1995	Walport PD 1,705			Lincoln Co. - O.L.C.C.			Lincoln Co. - O.S.P.			Lincoln County Totals 41,800		
	Offenses	Arrests	Cleared	Offenses	Arrests	Cleared	Offenses	Arrests	Cleared	Offenses	Arrests	Cleared
CRIME AGAINST PERSON												
Willful Murder*							2	1		5	4	3
Neg. Homicide												
Forcible Rape*							2			17	3	3
Other Sex Crime							6	1	3	71	11	14
Kidnapping							1	1	1	12	4	7
Robbery*							1			24	20	9
Aggravated Assault*	4	4	4				4	4	4	77	44	49
Simple Assault	22	20	20				13	8	9	516	380	368
1995 TOTAL	26	24	24				29	15	17	722	466	453
1994 TOTAL	53	31	35				38	21	19	733	480	499
CRIME AGAINST PROPERTY												
Burglary*	25	13	5				6	1	1	559	134	110
Larceny*	52	9	12				34	3	1	1,742	440	444
Motor Vehicle Theft*	3		1				7			149	70	61
Arson*	4	1	4				6	2	4	28	10	14
Forgery/Counterfeit	8	3	4				9			142	31	45
Fraud	63	1	7				1			192	13	42
Embezzlement										2		1
Stolen Property							1			16	5	7
Vandalism	27	8	9				6		2	940	104	177
1995 TOTAL	182	35	42				70	6	8	3,770	807	901
1994 TOTAL	231	43	63				138	2	5	3,898	795	1,063
BEHAVIORAL CRIMES												
Weapon Laws	4	4	4				7	2	3	164	37	55
Prostitution										1	1	1
Drug Laws	19	17	18				30	22	29	260	205	218
Gambling										1		1
Crimes Against Family	1						10	11	10	60	18	25
D.U.I.	23	21	23				58	53	58	464	427	464
Liquor Laws	3	5	3	8	3	8	17	19	17	219	293	202
Disorderly Conduct	26	4	5				1			380	140	191
All Other	20	10	12	1	1	1	44	17	38	792	658	532
Curfew										76	64	76
Runaway Juveniles	3	2	2							260	90	164
1995 TOTAL	99	63	67	9	4	9	167	124	155	2,677	1,933	1,929
1994 TOTAL	132	97	109	8	4	8	196	181	191	2,824	2,006	2,162
GRAND TOTAL	307	122	133	9	4	9	266	145	180	7,169	3,206	3,283
* Index Total	88	27	26				62	11	10	2,601	725	693
Traffic Crime	17	9	17				47	41	47	461	284	461
Fish and Game Laws	4	2	4				233	196	233	246	207	246
Marine Violations							1	1	1	53	48	53

Population 1995	Linn Co. Sheriff 42,765			Albany PD 36,205			Lebanon PD 11,780			Sweet Home PD 7,350		
	Offenses	Arrests	Cleared	Offenses	Arrests	Cleared	Offenses	Arrests	Cleared	Offenses	Arrests	Cleared
<b>CRIME AGAINST PERSON</b>												
Willful Murder*	2	3	2	1	3	1						
Neg. Homicide	1	3	1									
Forcible Rape*	12	2	1	12	3	8	3	1	1			
Other Sex Crime	75	17	32	103	34	35	13	4	6	30	4	9
Kidnapping	2	5	1	13	8	11	1	2	1	1	1	1
Robbery*	9	3	3	34	25	15	12	10	5			
Aggravated Assault*	107	68	81	33	27	26	11	7	7	6	10	6
Simple Assault	318	233	240	533	262	425	242	125	135	135	91	86
1995 TOTAL	526	334	361	729	362	521	282	149	155	172	106	102
1994 TOTAL	574	363	394	662	320	470	296	161	180	193	115	114
<b>CRIME AGAINST PROPERTY</b>												
Burglary*	653	102	65	378	92	83	144	18	16	75	21	20
Larceny*	1,276	120	178	2,371	419	563	1,209	260	240	375	84	70
Motor Vehicle Theft*	146	56	47	233	53	72	67	24	19	44	11	9
Arson*	11	4	3	10	6	8	9	6	2	1		
Forgery/Counterfeit	52	7	6	126	35	38	53	18	16	46	5	6
Fraud	118	1	13	43	4	13	14	3	7	22	1	2
Embezzlement	1	1	1	3						1		1
Stolen Property	2		1				2	2	2		2	
Vandalism	555	81	99	956	97	180	457	25	39	183	26	32
1995 TOTAL	2,814	372	413	4,120	706	957	1,955	356	341	747	150	140
1994 TOTAL	2,456	325	339	4,174	772	883	1,777	365	402	937	115	95
<b>BEHAVIORAL CRIMES</b>												
Weapon Laws	40	29	29	151	67	114	19	20	18	15	9	11
Prostitution					3					1		
Drug Laws	152	102	107	227	169	152	97	59	50	148	46	62
Gambling					1							
Crimes Against Family	17	4	7	91	28	55	7	2	1	5	4	3
D.U.I.	113	102	113	143	132	143	67	67	67	48	42	48
Liquor Laws	72	112	65	93	175	81	30	55	27	50	75	43
Disorderly Conduct	266	89	123	1,997	191	1,485	115	34	34	83	66	52
All Other	604	309	390	2,060	583	1,410	152	83	98	150	101	91
Curfew	131	123	131	196	148	196	56	55	56	52	31	52
Runaway Juveniles	196	133	162	477	399	378	103	25	39	56	45	45
1995 TOTAL	1,591	1,003	1,127	5,435	1,896	4,014	646	400	390	608	419	407
1994 TOTAL	1,423	872	948	3,770	1,703	2,887	909	307	440	646	405	484
<b>GRAND TOTAL</b>	<b>4,931</b>	<b>1,709</b>	<b>1,901</b>	<b>10,284</b>	<b>2,964</b>	<b>5,492</b>	<b>2,883</b>	<b>905</b>	<b>886</b>	<b>1,527</b>	<b>675</b>	<b>649</b>
* Index Total	2,216	358	380	3,072	628	776	1,455	326	290	501	126	105
Traffic Crime	171	102	171	219	166	219	75	66	75	227	176	227
Fish and Game Laws	5	5	5	5	3	5						
Marine Violations												

Population	Linn Co. - O.L.C.C.			Linn Co. - O.S.P.			Linn County Totals		
	Offenses	Arrests	Cleared	Offenses	Arrests	Cleared	Offenses	Arrests	Cleared
1995							98,100		
CRIME AGAINST PERSON									
Willful Murder*							3	6	3
Neg. Homicide							1	3	1
Forcible Rape*				4	1	2	31	7	12
Other Sex Crime				27	7	10	248	66	92
Kidnapping				3	1	2	20	17	16
Robbery*							55	38	23
Aggravated Assault*				19	8	14	176	120	134
Simple Assault				11	12	10	1,239	723	896
1995 TOTAL				64	29	38	1,773	980	1,177
1994 TOTAL				84	29	73	1,809	988	1,231
CRIME AGAINST PROPERTY									
Burglary*				3	2	2	1,253	235	186
Larceny*				15	5	6	5,246	888	1,057
Motor Vehicle Theft*				7	8	4	497	152	151
Arson*				5	4	3	36	20	16
Forgery/Counterfeit				4	3	3	281	68	69
Fraud	1		1	2		1	200	9	37
Embezzlement				1	1	1	5	1	2
Stolen Property				1			5	5	4
Vandalism				2	1	1	2,153	230	351
1995 TOTAL	1		1	39	24	21	9,676	1,608	1,873
1994 TOTAL				78	37	37	9,422	1,614	1,756
BEHAVIORAL CRIMES									
Weapon Laws				22	17	17	247	142	189
Prostitution							1	3	
Drug Laws				92	79	92	716	455	463
Gambling								1	
Crimes Against Family							120	38	66
D.U.I.				199	191	199	570	534	570
Liquor Laws	7		7	12	12	12	264	429	235
Disorderly Conduct	1		1	2		2	2,464	380	1,697
All Other				23	20	21	2,989	1,096	2,010
Curfew							435	357	435
Runaway Juveniles							832	602	624
1995 TOTAL	8		8	350	319	343	8,638	4,037	6,289
1994 TOTAL	1		1	420	364	413	7,169	3,651	5,173
GRAND TOTAL	9		9	453	372	402	20,087	6,625	9,339
* Index Total				53	28	31	7,297	1,466	1,582
Traffic Crime				141	102	141	833	612	833
Fish and Game Laws				171	149	171	181	157	181
Marine Violations				17	16	17	17	16	17

Population 1995	Malheur Co. Sheriff 13,840			Nyssa PD 2,885			Ontario PD 9,980			Vale PD 1,495		
	Offenses	Arrests	Cleared	Offenses	Arrests	Cleared	Offenses	Arrests	Cleared	Offenses	Arrests	Cleared
<b>CRIME AGAINST PERSON</b>												
Willful Murder*												
Neg. Homicide	1											
Forcible Rape*	1	1	1	2	1	2						
Other Sex Crime	21	3	4	7	3	6	36	6	7			
Kidnapping				3	1	2	3	2	1			
Robbery*	1	2	1				7	9	3	1	1	1
Aggravated Assault*	8	6	5	2	5	2	72	31	27			
Simple Assault	60	33	35	53	47	44	312	145	129	16	14	11
1995 TOTAL	92	45	46	67	57	56	430	193	167	17	15	12
1994 TOTAL	86	23	71	86	64	80	388	128	138	9	8	
<b>CRIME AGAINST PROPERTY</b>												
Burglary*	39	5	3	16	6	4	150	16	15	22	4	3
Larceny*	66	5	5	78	38	39	874	268	227	49	6	8
Motor Vehicle Theft*	9	5	4	8	7	4	65	25	17	3	1	2
Arson*	1			1	1	1	10	5	2	1		
Forgery/Counterfeit	1	2	2	5	2	4	50	20	14	1		
Fraud	2			18	6	14	117	11	18	11		2
Embezzlement												
Stolen Property				2	2	1	1	1	1		1	
Vandalism	27	3	2	38	4	10	433	34	27	21		1
1995 TOTAL	145	20	16	166	66	77	1,700	380	321	108	12	16
1994 TOTAL	222	16	101	199	133	108	1,647	404	248	50	19	
<b>BEHAVIORAL CRIMES</b>												
Weapon Laws	3	2	2	8	3	8	14	13	11	2	1	2
Prostitution												
Drug Laws	34	17	19	18	9	9	49	38	33	1	2	1
Gambling							1					
Crimes Against Family				3	1	3	37	2	1	1		
D.U.I.I	60	60	60	29	29	29	128	116	128	13	13	13
Liquor Laws	32	65	32	4	17	4	61	72	59	4	4	4
Disorderly Conduct	10	9	7	31	26	26	397	71	46	6	4	5
All Other	80	40	38	69	54	62	405	171	110	21	3	5
Curfew	1		1				105	78	105	3	3	3
Runaway Juveniles	17	5	7	33	22	17	113	56	84	8	3	4
1995 TOTAL	237	198	166	195	161	158	1,310	617	577	59	33	37
1994 TOTAL	280	175	231	304	307	251	1,143	673	642	32	44	15
<b>GRAND TOTAL</b>	<b>474</b>	<b>263</b>	<b>228</b>	<b>428</b>	<b>284</b>	<b>291</b>	<b>3,440</b>	<b>1,190</b>	<b>1,065</b>	<b>184</b>	<b>60</b>	<b>65</b>
* Index Total	125	24	19	107	58	52	1,178	354	291	76	12	14
Traffic Crime	33	25	33	227	201	227	88	67	88	7	7	7
Fish and Game Laws												
Marine Violations												

Only reported 11 months 1994

Population 1995	Malheur Co. - O.L.C.C.			Malheur Co. - O.S.P.			Malheur County Totals 28,200		
	Offenses	Arrests	Cleared	Offenses	Arrests	Cleared	Offenses	Arrests	Cleared
<b>CRIME AGAINST PERSON</b>									
Willful Murder*							1		
Neg. Homicide							4	4	4
Forcible Rape*				1	2	1	79	14	21
Other Sex Crime				15	2	4	6	3	3
Kidnapping							9	12	5
Robbery*							96	44	38
Aggravated Assault*				14	2	4	472	255	238
Simple Assault				31	16	19	667	332	309
1995 TOTAL				61	22	28	743	243	413
1994 TOTAL				174	20	124			
<b>CRIME AGAINST PROPERTY</b>									
Burglary*				7	6	5	234	37	30
Larceny*				5	3	2	1,072	320	281
Motor Vehicle Theft*				4		1	89	38	28
Arson*					1		13	7	3
Forgery/Counterfeit							57	24	20
Fraud				11			159	17	34
Embezzlement									
Stolen Property				1	1	1	4	5	3
Vandalism				3			522	41	41
1995 TOTAL				31	11	10	2,150	489	440
1994 TOTAL				38	10	14	2,156	582	471
<b>BEHAVIORAL CRIMES</b>									
Weapon Laws				4	4	3	31	23	26
Prostitution							104	67	64
Drug Laws				2	1	2	1		
Gambling							42	5	5
Crimes Against Family				1	2	1	265	252	265
D.U.I.				35	34	35	107	163	104
Liquor Laws		1		5	5	5	448	111	88
Disorderly Conduct				4	1	4	603	288	234
All Other	1		1	27	20	18	112	83	112
Curfew				3	2	3	173	89	114
Runaway Juveniles				2	3	2	1,886	1,081	1,012
1995 TOTAL	2		1	83	72	73	1,846	1,270	1,208
1994 TOTAL				87	71	69			
<b>GRAND TOTAL</b>	<b>2</b>		<b>1</b>	<b>175</b>	<b>105</b>	<b>111</b>	<b>4,703</b>	<b>1,902</b>	<b>1,761</b>
<b>* Index Total</b>				<b>31</b>	<b>14</b>	<b>13</b>	<b>1,517</b>	<b>462</b>	<b>389</b>
Traffic Crime				38	32	38	393	332	393
Fish and Game Laws				137	128	137	137	128	137
Marine Violations				3	3	3	3	3	3







	Woodburn PD			Gervais PD			Hubbard PD			Mt. Angel PD		
	Offenses	Arrests	Cleared	Offenses	Arrests	Cleared	Offenses	Arrests	Cleared	Offenses	Arrests	Cleared
Population	15,475			995			2,045			3,010		
1995	Offenses	Arrests	Cleared	Offenses	Arrests	Cleared	Offenses	Arrests	Cleared	Offenses	Arrests	Cleared
<b>CRIME AGAINST PERSON</b>												
Willful Murder*	1	2	1									
Neg. Homicide												
Forcible Rape*	5	2	1				1			1	1	1
Other Sex Crime	41	23	11	1						13	1	5
Kidnapping	3	1	1									
Robbery*	13	9	5							3	2	2
Aggravated Assault*	39	5	16	3	2	1	16		12	3	1	3
Simple Assault	207	147	86	1	4		3	5	2	29	40	2
1995 TOTAL	309	189	121	5	6	1	20	5	14	49	45	13
1994 TOTAL	416	192	295	4	4	2	2			47	22	42
<b>CRIME AGAINST PROPERTY</b>												
Burglary*	125	8	10	4	1		8		1	26		2
Larceny*	867	270	255	4	1		70	3	13	181	12	27
Motor Vehicle Theft*	147	13	29	2	1	1	12	1	1	21	6	8
Arson*	14		5				2		2	13	4	7
Forgery/Counterfeit	53	13	8				2		1	2	2	
Fraud	114	10	29				7	1	2	2		
Embezzlement	9	3	4									
Stolen Property	3	2	2		1					2		2
Vandalism	445	27	49	11	1	1	42	1	7	107	12	16
1995 TOTAL	1,777	346	391	21	5	2	143	6	27	354	36	62
1994 TOTAL	1,811	451	587	16	1		24		3	131	36	46
<b>BEHAVIORAL CRIMES</b>												
Weapon Laws	219	18	203	1		1				10	10	10
Prostitution	5	1	2									
Drug Laws	134	55	87	1	1		6		3	25	25	20
Gambling												
Crimes Against Family	71	1	39	2	1		9	2	5	15		15
D.U.I.I	145	127	145	26	26	26	3	2	3	38	36	37
Liquor Laws	167	76	121		2		2			29	22	27
Disorderly Conduct	216	46	92	1	1	1	15		3	78	14	69
All Other	526	190	244	2	4		39	17	13	166	152	138
Curfew	108	80	108							6	2	6
Runaway Juveniles	220	51	140	5		1	8		4	23	19	20
1995 TOTAL	1,811	645	1,181	38	35	29	82	21	31	390	280	342
1994 TOTAL	1,650	359	1,070	11	6	8	32		7	295	75	205
<b>GRAND TOTAL</b>	<b>3,897</b>	<b>1,180</b>	<b>1,693</b>	<b>64</b>	<b>46</b>	<b>32</b>	<b>245</b>	<b>32</b>	<b>72</b>	<b>793</b>	<b>361</b>	<b>417</b>
* Index Total	1,211	309	322	13	5	2	109	4	29	248	26	50
Traffic Crime	125	51	125	21	16	21	15	11	15	105	91	105
Fish and Game Laws												
Marine Violations												

Only reported 9 months 1994  
Only reported 10 months 1995

Population 1995	Jefferson PD 2,020			Turner PD 1,320			Aumsville PD 2,285		
	Offenses	Arrests	Cleared	Offenses	Arrests	Cleared	Offenses	Arrests	Cleared
CRIME AGAINST PERSON									
Willful Murder*									
Neg. Homicide									
Forcible Rape*									
Other Sex Crime				2			5	1	
Kidnapping									
Robbery*								1	
Aggravated Assault*								1	
Simple Assault				15	4		6	14	
1995 TOTAL				17	4		11	17	
1994 TOTAL				18	7	3	17	13	
CRIME AGAINST PROPERTY									
Burglary*				12			28	5	
Larceny*				35	6		61	2	
Motor Vehicle Theft*				3	1		5	8	
Arson*				1				2	
Forgery/Counterfeit							3		
Fraud							4		
Embezzlement				1					
Stolen Property					1			3	
Vandalism				18	3		34	1	
1995 TOTAL				70	11		135	21	
1994 TOTAL				62	4		129	15	
BEHAVIORAL CRIMES									
Weapon Laws					1			5	
Prostitution									
Drug Laws					2		4	24	
Gambling									
Crimes Against Family								1	
D.U.I.I				4	4	4	28	26	28
Liquor Laws					1			3	
Disorderly Conduct				11			2	1	
All Other				26	4		40	20	
Curfew							9	9	9
Runaway Juvenilles				4	2		16	2	
1995 TOTAL				45	14	4	99	91	37
1994 TOTAL				76	13	9	64	64	30
GRAND TOTAL				132	29	4	245	129	37
* Index Total				51	7		94	19	
Traffic Crime				5	5	5	24	14	24
Fish and Game Laws									
Marine Violations									

No reports received 1994 & 1995  
No police department as of 8/31/95

Only reported 11 months 1994



Population 1995	Marion Co. - O.S.P.			Marion County Totals 258,000			Salem PD TOTAL 118,355		
	Offenses	Arrests	Cleared	Offenses	Arrests	Cleared	Offenses	Arrests	Cleared
<b>CRIME AGAINST PERSON</b>									
Willful Murder*				15	18	11	9	13	6
Neg. Homicide									
Forcible Rape*	7	3	4	115	39	40	65	20	24
Other Sex Crime	69	14	41	762	136	203	347	80	110
Kidnapping	2	1	1	53	8	29	26	4	20
Robbery*	3	1	2	336	162	129	250	123	102
Aggravated Assault*	44	32	34	372	125	195	111	51	55
Simple Assault	100	30	60	3,391	1,977	1,338	1,673	1,045	691
1995 TOTAL	225	81	142	5,044	2,465	1,945	2,481	1,336	1,008
1994 TOTAL	251	78	145	5,454	2,891	3,230	2,797	1,636	1,704
<b>CRIME AGAINST PROPERTY</b>									
Burglary*	7	1	2	3,307	333	293	1,854	223	184
Larceny*	162	26	26	15,181	2,936	3,282	8,988	2,253	2,062
Motor Vehicle Theft*	28	5	10	2,045	440	361	1,134	300	218
Arson*	47	33	38	178	72	94	56	26	26
Forgery/Counterfeit	71	8	33	764	263	269	385	170	125
Fraud	31	2	7	1,087	127	260	512	104	148
Embezzlement				41	24	22	31	21	18
Stolen Property	8	3	8	89	86	77	66	62	62
Vandalism	39	8	13	6,930	471	1,022	3,965	324	429
1995 TOTAL	393	86	137	29,622	4,752	5,680	16,991	3,483	3,272
1994 TOTAL	359	55	145	27,481	4,574	5,883	16,087	3,056	2,992
<b>BEHAVIORAL CRIMES</b>									
Weapon Laws	35	23	29	597	240	511	194	126	183
Prostitution				73	63	66	65	61	63
Drug Laws	192	141	183	1,504	1,030	1,314	896	619	830
Gambling				1		1			
Crimes Against Family	27	26	26	266	60	155	79	15	42
D.U.I.	372	356	372	1,566	1,431	1,555	544	513	544
Liquor Laws	30	29	30	1,167	517	677	646	203	314
Disorderly Conduct	17	11	13	2,683	292	1,037	1,241	158	357
All Other	202	65	123	6,512	2,143	3,286	2,881	987	1,255
Curfew	1	1	1	463	290	455	215	81	214
Runaway Juvenilles				1,896	420	983	759	243	605
1995 TOTAL	876	652	777	16,728	6,486	10,040	7,520	3,006	4,407
1994 TOTAL	753	562	672	16,107	5,181	9,817	7,561	2,828	4,398
<b>GRAND TOTAL</b>	<b>1,494</b>	<b>819</b>	<b>1,056</b>	<b>51,394</b>	<b>13,703</b>	<b>17,665</b>	<b>26,992</b>	<b>7,825</b>	<b>8,687</b>
<b>* Index Total</b>	<b>298</b>	<b>101</b>	<b>116</b>	<b>21,549</b>	<b>4,125</b>	<b>4,405</b>	<b>12,467</b>	<b>3,009</b>	<b>2,677</b>
Traffic Crime	365	271	365	2,584	1,652	2,584	1,285	875	1,285
Fish and Game Laws	148	141	148	159	152	159			
Marine Violations	3	3	3	14	10	14			



Population  
1995

CRIME AGAINST PERSON  
Willful Murder\*  
Neg. Homicide  
Forcible Rape\*  
Other Sex Crime  
Kidnapping  
Robbery\*  
Aggravated Assault\*  
Simple Assault  
1995 TOTAL  
1994 TOTAL  
CRIME AGAINST PROPERTY  
Burglary\*  
Larceny\*  
Motor Vehicle Theft\*  
Arson\*  
Forgery/Counterfeit  
Fraud  
Embezzlement  
Stolen Property  
Vandalism  
1995 TOTAL  
1994 TOTAL  
BEHAVIORAL CRIMES  
Weapon Laws  
Prostitution  
Drug Laws  
Gambling  
Crimes Against Family  
D.U.I.I  
Liquor Laws  
Disorderly Conduct  
All Other  
Curfew  
Runaway Juveniles  
1995 TOTAL  
1994 TOTAL  
GRAND TOTAL  
\* Index Total  
Traffic Crime  
Fish and Game Laws  
Marine Violations

	Morrow Co. - O.L.C.C.			Morrow Co. - O.S.P.			Morrow County Totals 8,700		
	Offenses	Arrests	Cleared	Offenses	Arrests	Cleared	Offenses	Arrests	Cleared
							1		
							2	2	1
				1			25	3	5
							3		
				4	1	4	21	15	7
				2	3	2	83	53	27
				7	4	6	135	73	40
				35	7	26	181	68	73
							105	24	7
				2	2		210	32	27
				4	1	1	16	10	6
				1			8	3	1
				5			19	7	8
				2	2	2	108	2	2
							1		1
				1		1	1		1
				4		1	176	23	12
				19	5	5	644	101	65
				7	1	2	649	73	69
				6	6	6	13	10	9
				3	4	3	22	16	8
				20	2	20	31	3	24
				22	19	22	39	33	39
				1	1	1	30	39	6
							15	8	5
				8	3	4	159	57	36
							2	2	2
							9		3
				3		2	320	168	132
				2		2	214	177	137
				3		2	1,099	342	237
							363	86	49
				21	15	21	49	36	49
				86	83	86	86	83	86
				1	1	1	1	1	1

Population 1995	Multnomah Co. Sheriff 40,210			Gresham PD 77,240			Portland PD 497,600			Portland Airport PD		
	Offenses	Arrests	Cleared	Offenses	Arrests	Cleared	Offenses	Arrests	Cleared	Offenses	Arrests	Cleared
<b>CRIME AGAINST PERSON</b>												
Willful Murder*		1		4	1	3	43	82	21			
Neg. Homicide		1			1		1	1	1			
Forcible Rape*	14	3	2	45	10	13	426	97	125			
Other Sex Crime	63	15	24	154	11	16	1,130	217	339			
Kidnapping	10	1		6	4	3	211	13	72			
Robbery*	23	18	12	104	43	42	2,320	524	574			
Aggravated Assault*	119	66	61	185	70	104	6,066	627	2,431			
Simple Assault	176	72	84	681	295	314	6,140	4,629	2,876	13	6	9
1995 TOTAL	405	176	184	1,179	435	495	16,337	6,190	6,439	13	6	9
1994 TOTAL	560	256	279	1,299	494	583	16,497	6,369	6,390	14	10	10
<b>CRIME AGAINST PROPERTY</b>												
Burglary*	224	39	13	835	126	115	7,882	637	577	5		
Larceny*	603	49	27	2,743	529	458	29,716	6,013	4,794	453	25	24
Motor Vehicle Theft*	129	42	8	797	162	119	9,310	1,282	903	61	2	8
Arson*	5	2		29	11	8	486	42	48	1	1	1
Forgery/Counterfeit	22	7	12	344	65	86	3,246	709	827	9	1	1
Fraud	56	3	7	128	8	21	2,482	215	513	38	9	14
Embezzlement	1			40	3	12	194		98	1		
Stolen Property	4	8	3	9	18	4	182	96	147			
Vandalism	319	34	41	996	106	99	7,077	652	862	98	6	6
1995 TOTAL	1,363	184	111	5,921	1,028	922	60,575	9,646	8,769	666	44	54
1994 TOTAL	1,824	253	147	5,654	876	805	59,234	9,377	8,509	418	20	36
<b>BEHAVIORAL CRIMES</b>												
Weapon Laws	27	22	26	86	98	84	1,007	845	991	28	17	18
Prostitution				2	2	1	625	688	594			
Drug Laws	127	138	119	508	582	500	4,919	4,835	4,757	20	12	20
Gambling							21	20	12			
Crimes Against Family	9	2	4	91	2	3	341	48	122	1		1
D.U.I.I	363	350	363	490	380	490	2,158	1,986	2,158	31	31	31
Liquor Laws	28	36	27	111	220	110	1,206	1,243	1,156	7	8	7
Disorderly Conduct	5		2	229	38	57	3,271	304	1,229	11	5	9
All Other	407	115	243	258	223	126	6,452	2,720	3,653	42	23	26
Curfew	41	37	41	216	146	216	1,298	1,032	1,298	1	1	1
Runaway Juveniles	117	22	100	530	177	489	3,403	787	3,116			
1995 TOTAL	1,124	722	925	2,521	1,868	2,076	24,701	14,508	19,086	141	97	113
1994 TOTAL	1,205	896	930	2,551	2,011	2,100	23,608	14,237	18,593	119	66	85
<b>GRAND TOTAL</b>	<b>2,892</b>	<b>1,082</b>	<b>1,220</b>	<b>9,621</b>	<b>3,331</b>	<b>3,493</b>	<b>101,613</b>	<b>30,344</b>	<b>34,294</b>	<b>820</b>	<b>147</b>	<b>176</b>
<b>* Index Total</b>	<b>1,117</b>	<b>220</b>	<b>123</b>	<b>4,742</b>	<b>952</b>	<b>862</b>	<b>56,249</b>	<b>9,304</b>	<b>9,473</b>	<b>520</b>	<b>28</b>	<b>33</b>
Traffic Crime	294	122	294	409	221	409	5,128	2,495	5,128	55	39	55
Fish and Game Laws												
Marine Violations	51	43	51	2	2	2						

Population 1995	Troutdale PD 11,450			Multnomah Co. - O.L.C.C.			Multnomah Co. - O.S.P.			Multnomah County Totals 626,500		
	Offenses	Arrests	Cleared	Offenses	Arrests	Cleared	Offenses	Arrests	Cleared	Offenses	Arrests	Cleared
<b>CRIME AGAINST PERSON</b>												
Willful Murder*										47	84	24
Neg. Homicide										1	3	1
Forcible Rape*	7	1	4				5	2	1	497	113	145
Other Sex Crime	10	2	3				54	11	26	1,411	256	408
Kidnapping	1	1	1				3			231	18	77
Robbery*	12	5	3				1			2,460	590	631
Aggravated Assault*	89	57	88				11	5	5	6,470	825	2,689
Simple Assault	43	23	43				24	11	19	7,077	5,036	3,345
1995 TOTAL	162	89	142				98	29	51	18,194	6,925	7,320
1994 TOTAL	117	62	101				44	24	31	18,531	7,215	7,394
<b>CRIME AGAINST PROPERTY</b>												
Burglary*	108	15	15							9,054	817	720
Larceny*	385	57	68				30	5	1	33,930	6,678	5,372
Motor Vehicle Theft*	62	10	37				11	2	1	10,370	1,500	1,076
Arson*	4						2	2	2	527	58	59
Forgery/Counterfeit	24	1	1				9	9	3	3,654	792	930
Fraud	30	5	6				5	4	2	2,739	244	563
Embezzlement										236	3	110
Stolen Property	3	3	3							198	125	157
Vandalism	268	52	56				7	3	5	8,765	853	1,069
1995 TOTAL	884	143	186				64	25	14	69,473	11,070	10,056
1994 TOTAL	746	94	147				47	14	19	67,923	10,634	9,663
<b>BEHAVIORAL CRIMES</b>												
Weapon Laws	11	8	9				30	17	26	1,189	1,007	1,154
Prostitution										627	690	595
Drug Laws	34	32	33				81	73	74	5,689	5,672	5,503
Gambling										21	20	12
Crimes Against Family	2		1				30	28	29	474	80	160
D.U.I.I	28	24	28				375	358	375	3,445	3,129	3,445
Liquor Laws	133	142	133	112	49	112	6	13	6	1,603	1,711	1,551
Disorderly Conduct	21	13	9	2		2	4	3	3	3,543	363	1,311
All Other	240	179	170	7	5	7	76	16	39	7,482	3,281	4,264
Curfew	97	65	97				4	4	4	1,657	1,285	1,657
Runaway Juveniles	85	21	59							4,135	1,007	3,764
1995 TOTAL	651	484	539	121	54	121	606	512	556	29,865	18,245	23,416
1994 TOTAL	403	301	326	194	93	193	321	225	293	28,401	17,829	22,520
<b>GRAND TOTAL</b>	<b>1,697</b>	<b>716</b>	<b>867</b>	<b>121</b>	<b>54</b>	<b>121</b>	<b>768</b>	<b>566</b>	<b>621</b>	<b>117,532</b>	<b>36,240</b>	<b>40,792</b>
* Index Total	667	145	215				60	16	10	63,355	10,665	10,716
Traffic Crime	46	24	46				522	465	522	6,454	3,366	6,454
Fish and Game Laws							317	305	317	317	305	317
Marine Violations							12	11	12	65	56	65













Population 1995	Nehalem PD 950			Tillamook Co. - O.L.C.C.			Tillamook Co. - O.S.P.			Tillamook County Totals 23,300		
	Offenses	Arrests	Cleared	Offenses	Arrests	Cleared	Offenses	Arrests	Cleared	Offenses	Arrests	Cleared
<b>CRIME AGAINST PERSON</b>												
Willful Murder*												
Neg. Homicide												
Forcible Rape*							5	2	1	7	3	2
Other Sex Crime							8	2	4	53	27	25
Kidnapping										3	6	2
Robbery*										3	1	1
Aggravated Assault*							8	3	8	39	24	29
Simple Assault	6	6	5				16	13	15	210	166	159
1995 TOTAL	6	6	5				37	20	28	315	227	218
1994 TOTAL	4	5	2				62	21	56	293	191	213
<b>CRIME AGAINST PROPERTY</b>												
Burglary*	17	2	6				4			232	48	37
Larceny*	12	3	3				23	6	6	468	123	105
Motor Vehicle Theft*	4		1				6	2	3	65	42	25
Arson*							2	4	2	6	9	4
Forgery/Counterfeit	1	1	1				1	1	1	61	15	15
Fraud										55	18	16
Embezzlement							1	2	1	4	7	2
Stolen Property							6	3	2	275	74	44
Vandalism	2	2	2									
1995 TOTAL	36	8	13				43	18	15	1,166	336	248
1994 TOTAL	14	6	5				20	3	3	1,216	392	265
<b>BEHAVIORAL CRIMES</b>												
Weapon Laws							16	12	16	33	28	31
Prostitution												
Drug Laws	3		2				28	24	26	111	107	101
Gambling												
Crimes Against Family	1	1	1				4	4	4	19	12	11
D.U.I.	10	10	10				31	31	31	173	164	173
Liquor Laws	4	4	4	2		1	61	61	61	137	185	135
Disorderly Conduct							3	2	3	78	81	55
All Other							39	33	26	418	328	240
Curfew										40	29	40
Runaway Juveniles	1	1					2	1	1	139	65	90
1995 TOTAL	19	16	17	2		1	184	168	168	1,148	999	876
1994 TOTAL	23	28	23				165	125	145	973	853	709
<b>GRAND TOTAL</b>	<b>61</b>	<b>30</b>	<b>35</b>	<b>2</b>		<b>1</b>	<b>264</b>	<b>206</b>	<b>211</b>	<b>2,629</b>	<b>1,562</b>	<b>1,342</b>
* Index Total	33	5	10				48	17	20	820	250	203
Traffic Crime	11	9	11				43	39	43	193	144	193
Fish and Game Laws							446	428	446	446	428	446
Marine Violations							1		1	1		1



Population 1995	Pendleton PD *			Umatilla PD			Athena PD		
	15,930			3,250			1,080		
	Offenses	Arrests	Cleared	Offenses	Arrests	Cleared	Offenses	Arrests	Cleared
<b>CRIME AGAINST PERSON</b>									
Willful Murder*				1					
Neg. Homicide									
Forcible Rape*	3			1					
Other Sex Crime	41	12	13	3	1	1	1	2	1
Kidnapping	1	1	1						
Robbery*	12	3	4	2					
Aggravated Assault*	10	6	6						
Simple Assault	266	113	146	80	59	59	1	12	1
1995 TOTAL	333	135	170	87	60	60	2	14	2
1994 TOTAL				78	53	54		15	
<b>CRIME AGAINST PROPERTY</b>									
Burglary*	135	35	24	18	6	3	10	1	1
Larceny*	604	165	157	133	6	5	17	3	3
Motor Vehicle Theft*	77	22	24	18	7	3	5	6	5
Arson*	8	7	3					2	
Forgery/Counterfeit	66	17	15	6					
Fraud	98	7	21	21	5	3	14	9	3
Embezzlement	3		1						
Stolen Property		3							
Vandalism	276	50	43	105	6	3	12	2	
1995 TOTAL	1,267	306	288	301	30	17	58	23	12
1994 TOTAL				360	81	47	44	24	22
<b>BEHAVIORAL CRIMES</b>									
Weapon Laws	38	12	25	10	8	10		1	
Prostitution									
Drug Laws	126	85	114	32	28	27		2	
Gambling									
Crimes Against Family	24	1	3	1	1	1		1	
D.U.I.	206	198	206	73	72	73	3	3	3
Liquor Laws	133	164	130	3	5	3		3	
Disorderly Conduct	61	35	48	9	14	9		1	
All Other	292	230	200	40	24	27		18	
Curfew	116	97	116	4	4	4	1	1	1
Runaway Juveniles	113	65	91	15				1	
1995 TOTAL	1,109	887	933	187	156	154	4	31	4
1994 TOTAL				215	157	164	2	16	2
<b>GRAND TOTAL</b>	<b>2,709</b>	<b>1,328</b>	<b>1,391</b>	<b>575</b>	<b>246</b>	<b>231</b>	<b>64</b>	<b>68</b>	<b>18</b>
* Index Total	849	238	218	173	19	11	32	12	9
Traffic Crime	129	86	129	20	15	20	3	3	3
Fish and Game Laws									
Marine Violations									

\* No reports received 1994



Population 1995	Pilot Rock PD 1,560			Stanfield PD 1,700			Weston PD 655		
	Offenses	Arrests	Cleared	Offenses	Arrests	Cleared	Offenses	Arrests	Cleared
<b>CRIME AGAINST PERSON</b>									
Willful Murder*									
Neg. Homicide									
Forcible Rape*				1					
Other Sex Crime	1			4	1	3			
Kidnapping				2		1			
Robbery*				1					
Aggravated Assault*				4	2	3			
Simple Assault	21	18	16	28	28	25			
1995 TOTAL	22	18	16	40	31	32			
1994 TOTAL	25	31	22	37	26	27	4	1	1
<b>CRIME AGAINST PROPERTY</b>									
Burglary*	5			26	4	3			
Larceny*	26	10	8	29	4	8			
Motor Vehicle Theft*		5		12	3	6			
Arson*	1	1	1						
Forgery/Counterfeit	1			1					
Fraud	2	1	2	7	1	4			
Embezzlement				1	1	1			
Stolen Property	1		1						
Vandalism	9	3	2	60	3	14			
1995 TOTAL	45	20	14	136	16	36			
1994 TOTAL	102	39	30	161	28	25	25	8	4
<b>BEHAVIORAL CRIMES</b>									
Weapon Laws	1	1	1	2		2			
Prostitution									
Drug Laws		2		8	6	6			
Gambling									
Crimes Against Family	2	1	1						
D.U.I.I	2	2	2	9	9	9			
Liquor Laws	4	7	4	3	6	3			
Disorderly Conduct		3		1	1				
All Other	14	12	12	22	12	15			
Curfew	14	14	14	11	9	11			
Runaway Juveniles	10	6	6	2	3	2			
1995 TOTAL	47	48	40	58	46	48			
1994 TOTAL	131	96	96	58	33	46	33	12	16
<b>GRAND TOTAL</b>	<b>114</b>	<b>86</b>	<b>70</b>	<b>234</b>	<b>93</b>	<b>116</b>			
<b>* Index Total</b>	<b>32</b>	<b>16</b>	<b>9</b>	<b>73</b>	<b>13</b>	<b>20</b>			
Traffic Crime	6	5	6	11	8	11			
Fish and Game Laws									
Marine Violations									

Only reported 7 months 1994  
No reports received 1995

Population 1995	Umatilla Tribal PD			Umatilla Co. - O.L.C.C.			Umatilla Co. - O.S.P.			Umatilla County Totals 65,200		
	Offenses	Arrests	Cleared	Offenses	Arrests	Cleared	Offenses	Arrests	Cleared	Offenses	Arrests	Cleared
<b>CRIME AGAINST PERSON</b>												
Willful Murder*										2	3	1
Neg. Homicide												
Forcible Rape*	4						4	1		19	4	2
Other Sex Crime	13						29	6	4	165	31	33
Kidnapping							3	3	2	11	6	7
Robbery*	1						3	2	2	34	15	14
Aggravated Assault*	3	1					39	19	32	77	36	52
Simple Assault	35	8	8				50	41	43	828	496	533
1995 TOTAL	56	9	8				128	72	83	1,136	591	642
1994 TOTAL	47	32	25				144	62	70	796	503	518
<b>CRIME AGAINST PROPERTY</b>												
Burglary*	18		1				44	8	9	592	89	66
Larceny*	85	20	19				40	15	16	2,002	483	437
Motor Vehicle Theft*	10	3	4				25	4	7	271	84	77
Arson*	1		1				5	3	3	24	13	8
Forgery/Counterfeit	1						6	4	5	182	36	42
Fraud	2						38	4	7	260	37	67
Embezzlement										6	2	3
Stolen Property							4	3	4	9	12	8
Vandalism	62	4	14				29	6	20	1,433	151	181
1995 TOTAL	179	27	39				191	47	71	3,512	601	601
1994 TOTAL	111	12	20				180	89	91	2,997	748	666
<b>BEHAVIORAL CRIMES</b>												
Weapon Laws	1						20	14	16	130	57	95
Prostitution												
Drug Laws	4	1	1				48	47	46	320	225	266
Gambling												
Crimes Against Family	11	1					9	2	9	85	16	38
D.U.I.I	19	17	19				184	175	184	678	645	678
Liquor Laws	12	17	5	6		5	8	9	8	290	341	264
Disorderly Conduct	8	3	2				3	1	2	538	162	233
All Other	54	22	11				55	26	39	1,833	670	899
Curfew	1		1							329	284	329
Runaway Juveniles	11	2	1							279	110	186
1995 TOTAL	121	63	40	6		5	327	274	304	4,482	2,510	2,988
1994 TOTAL	106	62	59	7		7	277	235	254	2,362	1,563	1,651
<b>GRAND TOTAL</b>	356	99	87	6		5	646	393	458	10,397	4,008	4,519
* Index Total	122	24	25				160	52	69	3,021	727	657
Traffic Crime	27	20	27				157	129	157	516	373	516
Fish and Game Laws							181	154	181	181	154	181
Marine Violations							1	1	1	1	1	1

Population 1995	Union Co. Sheriff 10,350			La Grande PD 12,370			Elgin PD 1,680			Union PD		
	Offenses	Arrests	Cleared	Offenses	Arrests	Cleared	Offenses	Arrests	Cleared	Offenses	Arrests	Cleared
<b>CRIME AGAINST PERSON</b>												
Willful Murder*				1								
Neg. Homicide												
Forcible Rape*	1			3	2	2						
Other Sex Crime	3	1	1	25	6	7						
Kidnapping	1											
Robbery*	1	2	1	6	3	3						
Aggravated Assault*	5	6	5	12	17	11						
Simple Assault	35	31	29	119	118	103						
1995 TOTAL	46	40	36	166	146	126	28	16	25			
1994 TOTAL	41	39	30	134	121	101	31	8	21			
<b>CRIME AGAINST PROPERTY</b>												
Burglary*	26	16	7	77	23	22	7	6	3			
Larceny*	98	26	24	392	110	122	33	4	7			
Motor Vehicle Theft*	10	1	6	27	22	16	5	2	2			
Arson*	2			8	5	1						
Forgery/Counterfeit	4	1	2	17	12	11	1					
Fraud	19	4	4	41	22	21	4	1	3			
Embezzlement												
Stolen Property				2	3	1	1	1	1			
Vandalism	60	18	14	205	45	44	23	5	8			
1995 TOTAL	219	66	57	769	242	238	74	19	24			
1994 TOTAL	211	49	38	726	219	229	94	9	27			
<b>BEHAVIORAL CRIMES</b>												
Weapon Laws	3	3	3	13	18	13	2	2	2			
Prostitution												
Drug Laws	15	19	15	51	71	52	2	1	2			
Gambling												
Crimes Against Family	3			13	6	6	3		2			
D.U.I.I	15	13	15	56	54	56	10	8	10			
Liquor Laws	15	28	15	60	159	60	4	2	4			
Disorderly Conduct				21	24	21	15	5	11			
All Other	62	59	47	159	163	142	46	20	26			
Curfew				28	24	28						
Runaway Juveniles	17	6	12	46	24	40	2		2			
1995 TOTAL	130	128	107	447	543	418	84	38	59			
1994 TOTAL	118	115	104	475	524	431	70	50	52			
<b>GRAND TOTAL</b>	<b>395</b>	<b>234</b>	<b>200</b>	<b>1,382</b>	<b>931</b>	<b>782</b>	<b>186</b>	<b>73</b>	<b>108</b>			
* Index Total	143	51	43	526	182	177	45	12	12			
Traffic Crime	17	14	17	71	46	71	12	6	12			
Fish and Game Laws	1	1	1									
Marine Violations												

No police department as of 1/1/94





Population 1995	Wallowa Co. - O.S.P.			Wallowa County Totals 7,250		
	Offenses	Arrests	Cleared	Offenses	Arrests	Cleared
<b>CRIME AGAINST PERSON</b>						
Willful Murder*				1		
Neg. Homicide						
Forcible Rape*				10	4	6
Other Sex Crime	6	2	4			
Kidnapping						
Robbery*						
Aggravated Assault*	1	1	1	5	4	3
Simple Assault	6	5	4	31	31	26
1995 TOTAL	13	8	9	47	39	35
1994 TOTAL	27	8	23	59	32	49
<b>CRIME AGAINST PROPERTY</b>						
Burglary*	2			44	36	15
Larceny*	3			79	25	25
Motor Vehicle Theft*	2			20	10	14
Arson*						
Forgery/Counterfeit	1	1	1	7	4	4
Fraud				50	10	31
Embezzlement						
Stolen Property						
Vandalism	8			47	20	12
1995 TOTAL	16	1	1	247	105	101
1994 TOTAL	10	6	4	193	87	71
<b>BEHAVIORAL CRIMES</b>						
Weapon Laws	1			7	3	5
Prostitution						
Drug Laws	6	7	6	19	16	14
Gambling						
Crimes Against Family	3	2	1	5	2	2
D.U.I.I	21	21	21	35	35	35
Liquor Laws	6	6	6	75	78	74
Disorderly Conduct	3			11	8	7
All Other	11	12	10	63	63	55
Curfew	1	1	1	1	1	1
Runaway Juveniles	1	1	1	4	3	3
1995 TOTAL	53	50	46	220	209	196
1994 TOTAL	46	49	42	206	225	175
<b>GRAND TOTAL</b>	<b>82</b>	<b>59</b>	<b>56</b>	<b>514</b>	<b>353</b>	<b>332</b>
* Index Total	8	1	1	149	75	57
Traffic Crime	10	6	10	26	15	26
Fish and Game Laws	106	93	106	106	93	106
Marine Violations	2	2	2	2	2	2



Population 1995	Wasco Co. - O.S.P.			Wasco County Totals 22,600		
	Offenses	Arrests	Cleared	Offenses	Arrests	Cleared
<b>CRIME AGAINST PERSON</b>						
Willful Murder*						
Neg. Homicide						
Forcible Rape*				6	4	4
Other Sex Crime				48	11	29
Kidnapping				4	2	3
Robbery*				7	7	6
Aggravated Assault*	2			26	26	18
Simple Assault	8	6	8	213	151	186
1995 TOTAL	10	6	8	304	201	246
1994 TOTAL	17	11	14	374	247	263
<b>CRIME AGAINST PROPERTY</b>						
Burglary*	11			270	48	48
Larceny*	14	7	5	1,039	225	247
Motor Vehicle Theft*	3			112	38	44
Arson*	3	2	2	9	4	5
Forgery/Counterfeit	10	5	6	82	48	47
Fraud	2		1	87	34	46
Embezzlement						
Stolen Property				1		1
Vandalism	7	1	1	615	83	91
1995 TOTAL	50	15	15	2,215	480	529
1994 TOTAL	37	9	17	2,309	456	658
<b>BEHAVIORAL CRIMES</b>						
Weapon Laws	5	5	5	37	38	36
Prostitution				1		
Drug Laws	26	26	24	141	136	136
Gambling						
Crimes Against Family	4	3	3	26	9	18
D.U.I.	44	41	44	160	156	160
Liquor Laws	10	12	10	134	159	131
Disorderly Conduct	5	3	3	121	87	93
All Other	9	6	6	351	163	317
Curfew	2	2	2	145	122	145
Runaway Juveniles	1	1	1	206	66	178
1995 TOTAL	106	99	98	1,322	936	1,214
1994 TOTAL	101	88	95	1,223	789	990
<b>GRAND TOTAL</b>	<b>166</b>	<b>120</b>	<b>121</b>	<b>3,841</b>	<b>1,617</b>	<b>1,989</b>
* Index Total	33	9	7	1,469	352	372
Traffic Crime	51	42	51	229	164	229
Fish and Game Laws	141	131	141	141	131	141
Marine Violations	1	1	1	1	1	1



Population 1995	Washington Co. Sheriff 177,035			Beaverton PD 61,720			Forest Grove PD 14,755			Hillsboro PD 46,160		
	Offenses	Arrests	Cleared	Offenses	Arrests	Cleared	Offenses	Arrests	Cleared	Offenses	Arrests	Cleared
<b>CRIME AGAINST PERSON</b>												
Willful Murder*	3	2	2	1	2	5				2	1	
Neg. Homicide		7	1				1	1	1			
Forcible Rape*	35	9	14	18	6	8	7	5	6	25	3	
Other Sex Crime	191	48	83	116	18	37	27	10	15	57	10	
Kidnapping	27	7	8	4			2	1		14		
Robbery*	86	52	51	68	41	32	13	6	5	68	43	
Aggravated Assault*	75	55	45	135	36	77	15	9	11	77	48	
Simple Assault	799	505	587	307	302	198	130	97	121	295	231	
1995 TOTAL	1,216	685	791	649	405	357	195	129	159	538	336	
1994 TOTAL	1,227	689	757	617	371	371	247	170	175	574	454	426
<b>CRIME AGAINST PROPERTY</b>												
Burglary*	1,062	127	127	421	57	57	153	27	30	385	58	
Larceny*	3,705	534	583	2,313	752	614	623	100	118	1,352	486	
Motor Vehicle Theft*	627	142	131	371	51	42	85	25	29	328	77	
Arson*	17	6	5	31	8	10	3			19	1	
Forgery/Counterfeit	82	26	33	130	37	53	73	13	22	195	34	
Fraud	106	15	27	180	31	76	53	9	19	63	24	
Embezzlement	1	1	1	59		26						
Stolen Property	2	4	1	3	15	3				20	9	
Vandalism	1,539	171	239	618	94	116	370	42	61	1,084	91	
1995 TOTAL	7,141	1,026	1,147	4,126	1,045	997	1,360	216	279	3,446	780	
1994 TOTAL	6,654	892	931	4,169	974	984	1,343	276	296	2,747	857	749
<b>BEHAVIORAL CRIMES</b>												
Weapon Laws	107	76	92	69	64	67	15	16	13	80	39	
Prostitution	3		1							4	2	
Drug Laws	269	194	227	304	305	301	75	48	67	274	179	
Gambling												
Crimes Against Family	52	13	23	32	11	14	6	9	6	6	2	
D.U.I.	515	459	515	273	256	273	130	122	130	336	193	
Liquor Laws	113	160	109	120	144	118	31	40	29	316	179	
Disorderly Conduct	912	233	376	155	57	97	179	99	146	62	31	
All Other	943	355	453	385	221	237	100	87	74	847	391	
Curfew	279	210	279	212	168	212	31	22	31	209	143	
Runaway Juveniles	709	115	622	233	77	223	208	36	193	188	107	
1995 TOTAL	3,902	1,815	2,697	1,783	1,303	1,542	775	479	689	2,322	1,266	
1994 TOTAL	3,544	1,617	2,326	1,545	1,072	1,345	901	557	769	1,352	974	1,183
<b>GRAND TOTAL</b>	<b>12,259</b>	<b>3,526</b>	<b>4,635</b>	<b>6,558</b>	<b>2,753</b>	<b>2,896</b>	<b>2,330</b>	<b>824</b>	<b>1,127</b>	<b>6,306</b>	<b>2,382</b>	
* Index Total	5,610	927	958	3,358	953	845	899	172	199	2,256	717	
Traffic Crime	687	365	687	606	435	606	130	89	130			
Fish and Game Laws												
Marine Violations												

Clearance data not available for 1995





Population 1995	Washington Co. - O.L.C.C.			Washington Co. - O.S.P.			Washington County Totals 370,000		
	Offenses	Arrests	Cleared	Offenses	Arrests	Cleared	Offenses	Arrests	Cleared *
<b>CRIME AGAINST PERSON</b>									
Willful Murder*					1		6	6	7
Neg. Homicide							1	8	2
Forcible Rape*				1	1	1	95	27	32
Other Sex Crime				5		2	510	107	163
Kidnapping				1			63	13	13
Robbery*							325	178	120
Aggravated Assault*				12	8	10	393	204	190
Simple Assault				8	5	8	2,017	1,431	1,213
1995 TOTAL				27	15	21	3,410	1,974	1,740
1994 TOTAL				34	17	22	3,481	2,082	2,181
<b>CRIME AGAINST PROPERTY</b>									
Burglary*				3		1	2,628	345	287
Larceny*				17	3	3	11,714	3,249	2,340
Motor Vehicle Theft*				9		1	1,787	355	250
Arson*				10	3	4	101	20	22
Forgery/Counterfeit				4	2	2	772	160	179
Fraud							600	136	191
Embezzlement							106	35	53
Stolen Property				1			35	34	12
Vandalism				9	7	6	4,879	505	559
1995 TOTAL				53	15	17	22,622	4,839	3,893
1994 TOTAL				53	23	27	20,905	4,399	4,334
<b>BEHAVIORAL CRIMES</b>									
Weapon Laws				19	10	12	355	246	233
Prostitution							7	2	1
Drug Laws				12	8	10	1,144	926	793
Gambling									
Crimes Against Family				15	11	13	137	50	58
D.U.I.				141	138	141	1,643	1,404	1,307
Liquor Laws	12	1	12	9	9	9	784	810	451
Disorderly Conduct				4	1	3	1,573	525	733
All Other				24	15	16	2,810	1,342	1,036
Curfew							888	655	679
Runaway Juvenilles				2	1		1,739	435	1,260
1995 TOTAL	12	1	12	226	193	204	11,080	6,395	6,551
1994 TOTAL	18	6	18	209	193	200	9,546	5,724	7,321
<b>GRAND TOTAL</b>	<b>12</b>	<b>1</b>	<b>12</b>	<b>306</b>	<b>223</b>	<b>242</b>	<b>37,112</b>	<b>13,208</b>	<b>12,184</b>
<b>* Index Total</b>				<b>52</b>	<b>16</b>	<b>20</b>	<b>17,049</b>	<b>4,384</b>	<b>3,248</b>
Traffic Crime				201	165	201	2,062	1,366	2,062
Fish and Game Laws				40	37	40	40	37	40
Marine Violations									

\* Clearances for 1995 do not include data from Hillsboro Police Department



Population 1995	Yamhill Co. Sheriff 31,345			McMinnville PD 22,140			Newberg PD 15,285			Carlton PD 1,400		
	Offenses	Arrests	Cleared	Offenses	Arrests	Cleared	Offenses	Arrests	Cleared	Offenses	Arrests	Cleared
CRIME AGAINST PERSON												
Willful Murder*		1										
Neg. Homicide												
Forcible Rape*	13	5	7	15	3	2	7	2	3			
Other Sex Crime	70	18	36	68	18	34	59	2	28	2	1	
Kidnapping	16	3	7	4	1	3	2					
Robbery*	6	4	4	13	5	5	6	4	3			
Aggravated Assault*	14	17	12	42	5	24	33	9	26			
Simple Assault	448	255	237	266	200	145	172	114	91	11	7	5
1995 TOTAL	567	303	303	408	232	213	279	131	151	13	8	5
1994 TOTAL	544	290	411	408	226	306	262	153	213	2	5	2
CRIME AGAINST PROPERTY												
Burglary*	268	68	58	221	35	35	117	24	26	2	1	
Larceny*	707	102	171	1,121	209	231	757	189	390	4	1	1
Motor Vehicle Theft*	88	21	31	94	40	45	43	11	17			
Arson*	13	5	6	15	3	8	11	4	5			
Forgery/Counterfeit	36	18	15	69	10	29	35	14	24			
Fraud	27	2	6	114	5	43	78		52			
Embezzlement				4		1	1					
Stolen Property	7	9	6	8	9	8	6	6	4			
Vandalism	513	74	153	504	78	113	543	39	355	2		
1995 TOTAL	1,659	299	446	2,150	389	513	1,591	287	873	8	2	1
1994 TOTAL	1,828	326	616	1,960	465	696	1,478	236	1,059	10	2	3
BEHAVIORAL CRIMES												
Weapon Laws	47	19	41	33	17	29	36	12	34	1	1	
Prostitution				2		1						
Drug Laws	82	56	73	132	85	127	150	63	118	1		
Gambling												
Crimes Against Family	36	1	15	61	6	44	27	1	17			
D.U.I.I	182	160	182	117	104	117	124	104	115	9	9	9
Liquor Laws	77	129	72	82	97	76	152	136	139	2	3	
Disorderly Conduct	231	22	114	134	10	76	260	23	231			
All Other	732	190	394	556	351	464	768	168	646			
Curfew	93	62	93	192	132	192	118	83	94			
Runaway Juveniles	240	13	118	186	69	150	113	13	80			
1995 TOTAL	1,720	652	1,102	1,495	871	1,276	1,748	603	1,474	13	13	9
1994 TOTAL	1,817	560	1,276	1,965	771	1,817	1,453	428	1,410	2	2	2
GRAND TOTAL	3,946	1,254	1,851	4,053	1,492	2,002	3,618	1,021	2,498	34	23	15
* Index Total	1,109	223	289	1,521	300	350	974	243	470	6	2	1
Traffic Crime	175	83	175	104	61	104	98	45	98	2	1	2
Fish and Game Laws							2		2			
Marine Violations												



Population 1995	Yamhill Co. - O.S.P.			Yamhill County Totals 74,600		
	Offenses	Arrests	Cleared	Offenses	Arrests	Cleared
<b>CRIME AGAINST PERSON</b>						
Willful Murder*					1	
Neg. Homicide						
Forcible Rape*		2		35	12	12
Other Sex Crime	1		2	201	39	100
Kidnapping				23	4	10
Robbery*				26	14	12
Aggravated Assault*	3	5	2	94	42	64
Simple Assault	8	5	3	918	606	491
1995 TOTAL	12	12	7	1,297	718	689
1994 TOTAL	17	12	13	1,251	712	957
<b>CRIME AGAINST PROPERTY</b>						
Burglary*	5	1	1	626	136	124
Larceny*	13		1	2,657	515	802
Motor Vehicle Theft*	6	2	2	235	79	96
Arson*	2	2	1	41	15	20
Forgery/Counterfeit	29			171	42	68
Fraud				219	10	101
Embezzlement				5		1
Stolen Property				21	25	18
Vandalism	3		1	1,588	195	625
1995 TOTAL	58	5	6	5,563	1,017	1,855
1994 TOTAL	24	5	9	5,403	1,057	2,400
<b>BEHAVIORAL CRIMES</b>						
Weapon Laws	1			121	49	106
Prostitution				2		1
Drug Laws	12	10	10	386	228	336
Gambling						
Crimes Against Family	5	4	5	129	12	81
D.U.I.I	64	61	64	596	534	586
Liquor Laws	2	1	2	321	375	295
Disorderly Conduct	2	1	1	631	61	425
All Other	7	3	3	2,077	723	1,513
Curfew				411	285	387
Runaway Juveniles				542	96	349
1995 TOTAL	93	80	85	5,216	2,363	4,079
1994 TOTAL	90	76	86	5,465	1,966	4,711
<b>GRAND TOTAL</b>	<b>163</b>	<b>97</b>	<b>98</b>	<b>12,076</b>	<b>4,098</b>	<b>6,623</b>
* Index Total	29	12	7	3,714	814	1,130
Traffic Crime	57	43	57	487	268	487
Fish and Game Laws	23	22	23	25	22	25
Marine Violations						





## **SECTION 9**

### **ABBREVIATED CRIME REPORTING DEFINITIONS**



## **CRIMES AGAINST PERSONS**

Crimes Against Persons include criminal offenses where the victim is present and the act is violent, threatening or has the potential of being physically harmful.

**WILLFUL MURDER and NON-NEGLIGENT MANSLAUGHTER** - The willful (non-negligent) killing of one human being by another.

**NEGLIGENT HOMICIDE** - The killing of another person through gross negligence.

Offenses - Exclude motor vehicle traffic deaths.

Arrests - Include persons arrested for motor vehicle traffic death.

**FORCIBLE RAPE** - The carnal knowledge of a female, forcibly and against her will.

**OTHER SEX CRIMES** - Covers offenses such as Statutory Rape, Molest, Indecent Exposure, Sodomy and Other offenses against common decency, moral and the like. (Does not include Forcible Rape, Prostitution and Commercialized Vice).

**KIDNAPPING** - The substantial interference with another person's liberty without consent or legally authority.

**ROBBERY** - The taking or attempting to take anything of value from the care, custody or control of a person or persons by force or threat of force or violence or by putting the victim in fear.

**AGGRAVATED ASSAULT** - An unlawful attack by one person upon another for the purpose of inflicting severe or aggravated bodily injury. Although actual injury is not a requirement, this type of assault usually in accompanied by the use of a weapon or by means likely to produce death or great bodily harm.

**SIMPLE ASSAULT** - Assaults which are limited to the use of physical force and result in little or no injury to the victim.

## **CRIMES AGAINST PROPERTY**

Crimes Against Property include offenses that involve taking something of value by theft or deception or the destruction of property.

**BURGLARY** - The unlawful entry of a structure or dwelling with intent to commit a felony or a theft.

**LARCENY** - The unlawful taking, carrying, leading, or riding away of property from the possession or constructive possession of another.

**MOTOR VEHICLE THEFT** - The theft or attempted theft of a motor vehicle.

**ARSON** - Any willful or malicious burning or attempt to burn, with or without intent to defraud, a dwelling house, public building, motor vehicle, or aircraft, personal property or another, etc.

**FORGERY** - Forgery and counterfeiting are treated as allied offenses. In this classification are placed all offenses dealing with the making, altering, uttering or possessing, with intent to defraud, anything false in the semblance of that which is true.

**FRAUD** - Fraudulent conversion and obtaining money or property by false pretenses.

**EMBEZZLEMENT** - Misappropriation or misapplication of money or property entrusted to one's care, custody or control.

**STOLEN PROPERTY OFFENSES** - Included in this classification are all offenses of buying, receiving and possessing stolen property, as well as all attempts to commit any of these offenses.

**VANDALISM** - Consists of the willful or malicious destruction, injury, disfigurement or defacement of any public or private property.

## **BEHAVIORAL CRIMES**

Behavioral Crimes include criminal offenses that violate laws relating to personal conduct, responsibility and public order. Although not necessarily violent, or property offenses in themselves, they may often contribute to other criminal acts.

**WEAPONS REGULATION LAWS** - Carrying possessing, etc.

**PROSTITUTION** - Included here are the sex offenses or a commercialized nature.

**DRUG LAWS** - Included are all violations of state and local laws, specifically those relating to the unlawful possession, sales, use, growing and manufacturing of illegal drugs.

**GAMBLING** - All offenses which relate to promoting, permitting, or engaging in gambling are included in this category.

**CRIMES AGAINST FAMILY** - Included here are offenses such as abandonment, neglect of children, custodial interference and non-support. (Physical abuse would be reported as an assault).

**D. U. I. I.** - Driving or operating any vehicle or common carrier while under the influence of liquor or drugs.

**LIQUOR LAWS** - With the exception of Driving Under the Influence all liquor law violations, state or local, are placed in this classification.

**DISORDERLY CONDUCT** - In this classification are placed all offenses which constitute a breach of the peace.

**ALL OTHER OFFENSES** - Except Traffic - Included is every other state or local offense, not listed elsewhere.

**JUVENILE CURFEW VIOLATIONS** - Local curfew or juvenile loitering ordinances where such laws exist.

**RUNAWAY JUVENILES** - Runaway juveniles when reported by their parents or guardians.

**TRAFFIC CRIMES** - Serious traffic offenses which are classified as a misdemeanor or felony as defined by the Oregon Motor Vehicle Code.

**FISH and GAME** - Sporting, personal use, commercial fishing and game violations.

**MARINE VIOLATIONS** -Marine boating violations.

