

State of Oregon
Department of Public Safety Standards and Training

Maritime Operator
Task Book

Task Book Assigned To:	
Name	DPSST Fire Service #
Department Name	Date Initiated
Signature of Department Head or Training Officer	Date Completed

July 2003

Department of Public Safety Standards and Training
4190 Aumsville Hwy. SE
Salem, OR 97317
(503) 378-2100

Additional copies of this document may be downloaded from the DPSST web site:

<http://www.oregon.gov/DPSST>

Maritime Fire Service Operator Signature Page

A copy of this signature page and documentation of the applicants training must be included with the DPSST Maritime Fire Service Operator application when applying for Maritime Fire Service Operator certification. Do not send the entire Task Book. Only a certified Maritime Fire Service Operator in that specialty area may sign off the Task Book.

Attest: The information contained in this Task Book is true and correct to the best of my knowledge. I understand that a false or misleading statement on this document is subject to penalty under ORS 162.055, et al, and ORS 162.305 and may be cause to deny or revoke a fire service professional certification.

<u>Maritime Fire Service Task Book Assigned To:</u>		
Signature	Printed Name	DPSST Fire Service #
Agency Name	Date Initiated	
Signature of Certified Technician	Printed Name of Certified Technician	Date Completed

Maritime Fire Service Operator Evaluators: Each Evaluator must document the following information:

<u>Evaluator Certification:</u> ___ Awareness ___ Deck Hand ___ Operator ___ Rescue Boat Operator ___ Fire Operator			
<u>Sections of chapter signed off by Evaluator:</u> ___ Chapter 2 Awareness			
Signature of Evaluator	Printed name of Evaluator	DPSST Fire #	Date

<u>Evaluator Certification:</u> ___ Deck Hand ___ Operator ___ Fire Boat Operator			
<u>Sections of chapter signed off by Evaluator:</u> ___ Chapter 3 Deck Hand			
Signature of Evaluator	Printed name of Evaluator	DPSST Fire #	Date

<u>Evaluator Certification:</u> ___ Operator ___ Rescue Boat Operator			
<u>Sections of chapter signed off by Evaluator:</u> ___ Chapter 4 Operator			
Signature of Evaluator	Printed name of Evaluator	DPSST Fire #	Date

<u>Evaluator Certification:</u> ___ Rescue Boat Operator ___ Fire Boat Operator			
<u>Sections of chapter signed off by Evaluator:</u> ___ 5 Rescue Boat Operator			
Signature of Evaluator	Printed name of Evaluator	DPSST Fire #	Date

Evaluator Certification: _____ **Fire Boat Operator**

Sections of chapter signed off by Evaluator: _____ **6 Fire Boat Operator**

Signature of Evaluator

Printed name of Evaluator

DPSST Fire #

Date

Task Book Qualification Record Books (Task Book) have been developed for various certification levels within the Oregon Department of Public Safety Standards and Training (DPSST) system. Each Task Book lists the job performance requirements (JPRs) for the specific certification level in a format that allows a candidate to be trained and evaluated during three (3) sequential sessions. Successful performance of all tasks, as observed and recorded by a qualified and approved evaluator will result in the candidate's eligibility for DPSST certification.

To become certified at a specific level, the applicant must successfully complete the job performance requirements in sequence. Before a job performance evaluation can be taken, all requisite knowledge and skills must be satisfied. In addition, all relative task book evaluations must be checked off by the evaluator. When all prescribed requirements have been met, an application for Certification will be forwarded to DPSST. All certificates are mailed to the Training Officer at his/her department.

Note to departments: These JPRs serve as general guidelines. As such they are not intended to replace specific sequences of apparatus or equipment operation that may be outlined by manufacturer specifications. At all times, standard operating procedures of the department in which the evaluation is being conducted will govern. Departments should have available for evaluators a copy of manufacturer specifications and the department's standard operational guidelines.

The JPRs covered in this Task Book meet or exceed all published standards for this certification level at the time of this publication. For more information on the complete job performance requirements and data, see the individual DPSST Test Book for that certification level.

HOW TO EVALUATE PERFORMANCE:

Each JPR has three corresponding boxes to the right in which to confirm a candidate's success in a sequence. The evaluator shall indicate successful passing by the candidate of each JPR by initialing and dating (see example). There is no time restriction or constriction between the three evaluations, as long as they are consecutive.

Example:

2-2.1 Perform the routine tests, inspections, and servicing functions specified in the following list, given a fire department aerial apparatus, so that the operational readiness of the apparatus is verified.



TASK BOOK QUALIFICATION RECORD

FOR THE CERTIFICATION LEVEL OF

Chapter 2 – Awareness

This level represents the minimum capability of a responder who, in the course of their regular job duties, could be called upon to respond to water related activities.

Prior to service on fire department boats and/or engaging in water related activities; the personnel shall meet the following Job Performance Requirements (JPR). The evaluator shall initial and date the appropriate boxes to indicate successful completion of each. For each JPR there are requisite knowledge and skill requirements. The evaluator of the first sequence shall initial and date in the box provided to indicate the meeting of those requirements.

2-2.1 Demonstrate the donning, operation, and doffing of the Personal Protective Equipment supplied by the Fire Department.

<input type="checkbox"/>	<input type="checkbox"/>	<input type="checkbox"/>
--------------------------	--------------------------	--------------------------

Requisite Knowledge. Personal Protective Equipment appropriate for the operating environment as determined by department policy and procedure.

<input type="checkbox"/>

Requisite Skills. The ability to properly select and use the appropriate PPE for the environment.

<input type="checkbox"/>

2-2.2 Demonstrate self-rescue/escape techniques including floating, treading water, maneuvering, and exiting the water environment.

<input type="checkbox"/>	<input type="checkbox"/>	<input type="checkbox"/>
--------------------------	--------------------------	--------------------------

Requisite Knowledge. Familiarity with local response hazards and rescue devices supplied by the department.

<input type="checkbox"/>

Requisite Skills. Ability to don and use personal flotation devices and the use of rescue devices supplied by the department.

<input type="checkbox"/>

2-2.3 Demonstrate the use of emergency equipment in/on the boat related to assigned duty.

<input type="checkbox"/>	<input type="checkbox"/>	<input type="checkbox"/>
--------------------------	--------------------------	--------------------------

Requisite Knowledge. Location and use of fire extinguishers, emergency procedures, and basic rescue equipment in/on the boat as supplied by the department.

Requisite Skills. Ability to use fire extinguishers and basic rescue devices supplied by the department.

Chapter 3 – Deck Hand

This level represents the requirements of personnel with assigned duties of assisting in the operation of the fire department boat.

Prior to becoming certified in this position, the Deck Hand shall successfully complete the following Job Performance Requirements (JPR) three times. The evaluator shall initial and date the appropriate boxes to indicate successful completion of each. For each JPR there are requisite knowledge and skill requirements. The evaluator of the first sequence shall initial and date in the box provided to indicate the meeting of those requirements before the Deck Hand may proceed.

3-2* Demonstrate the operation of equipment in/on the boat required for the assigned duty.

Requisite Knowledge. Understanding the fire department boat nomenclature, on-board systems, and special equipment supplied by the department and recommended or required by Federal and State laws.

Requisite Skills. Ability to use on-board systems and special equipment in/on the boat.

3-3 Perform the routine tests, inspections, and servicing functions specified in the following list, given a fire department boat, so that the operational readiness of the boat is verified.

- Batteries
- Belts
- Coolant system
- Electrical system
- Fuel

- Hydraulic fluids
- Lubrication
- Oil
- Steering system
- Tools, appliances, and equipment

Requisite Knowledge. Manufacturer specifications and requirements, department policies and procedures.

Requisite Skills. The ability to use hand tools, recognize system problems, and correct any deficiency noted according to department policies and procedures.

3-6* Describe the waterway marking system in use for navigating the local response area.

Requisite Knowledge: Uniform State Marking System for Oregon including: Port side aids, Starboard side aids, Obstruction & Junction aids, Mid-channel Fairway aids, and Special Purpose aids.

3-7* Demonstrate Docking, Mooring, and Departing of the fire department boat with the use of bumpers, lines, and poles.

Requisite Knowledge: Line handling, knots, and ground tackle involved with rigging concepts and safety practices.

3-8 Demonstrate the backing and maneuvering of department trailering equipment to transport, launch and retrieve department boat.

3-9* Demonstrate department emergency procedures for use on the fire department boat.

Requisite Knowledge. On-board fire suppression systems, visual distress signals and communication procedures for the department boat.

Requisite Skills. Local geography and hydrology.

3-10.1* Demonstrate rigging and securing of disabled vessels under stern tow.

Requisite Knowledge. Line rigging and safety practices for towing with the department boat. Department policies regarding the practice and responsibility of towing vessels.

Requisite Skills. Proper rigging for stern towing of vessels with the department boat.

3-10.2* Demonstrate rigging and securing of disabled vessels under along-side tow.

Requisite Skills. Proper rigging for stern towing of vessels with the department boat

3-11.1 Demonstrate anchoring procedures to secure and release the boat.

Requisite Knowledge. Principles of scope and anchoring techniques

Requisite Skills. Proper rigging for stern towing of vessels with the department boat.

3-11.2 Demonstrate anchoring procedures to secure and release the boat.

Requisite Knowledge. Principles of scope and anchoring techniques

Requisite Skills. Safe and proper use of anchoring devices appropriate for the department boat.

Chapter 4 – Operator

This level represents a base level of operational capability and knowledge appropriate to operate a fire department boat

Prior to becoming certified in this position, the Operator shall successfully complete the following Job Performance Requirements (JPR) three times. The evaluator shall initial and date the appropriate boxes to indicate successful completion of each. For each JPR there are requisite knowledge and skill requirements. The evaluator of the first sequence shall initial and date in the box provided to indicate the meeting of those requirements before the Operator may proceed.

- 4-2* Demonstrate Close Quarter Maneuvering of the fire department boat following the Performance Guidelines in Appendix A for each of the following:

Approach and Depart

--	--	--

Docking

--	--	--

Close Quarter Maneuvering

--	--	--

Side Slipping

--	--	--

Requisite Knowledge: Handling characteristics of the fire department boat

--

- 4-3.1* Navigate a predetermined route with the normal vessel traffic that is expected to encounter within the boat response area.

--	--	--

Requisite Knowledge: Navigation rules in accordance with USCG M16672B within the department response area.

--

4-3.2 Demonstrate Planing Speed Maneuvering of the fire department boat following the Performance Guidelines in Appendix B.

Speed and Turning Radius

--	--	--

Slalom Course Maneuvering

--	--	--

High Speed Slalom

--	--	--

Requisite Knowledge: Handling characteristics of the fire department boat

--

4-4* Demonstrate Towing of a disabled boat according the fire department procedures for the fire department boat following the Performance Guidelines in Appendix C.

Coming Along Side

--	--	--

Towing Astern

--	--	--

Towing Along Side

--	--	--

Requisite Knowledge: Handling characteristics of the fire department boat

--

4-5* Navigate a designated course within the department boat response area in low visibility.

--	--	--

Requisite Knowledge: Navigational aids and limitations of the local response area.

--

Requisite Skill: Operation of navigational aids.

--

4-6* Perform the following emergency procedures in accordance with the fire department procedures for:

On-Board Fire

--	--	--

Hull Breach

--	--	--

Loss of Power

--	--	--

Loss of Steering

--	--	--

Obstructions Avoidance

--	--	--

Communication/Signaling Devices

--	--	--

Requisite Knowledge: Department policies and procedures for operating the department boat.

--

Requisite Skill: Operate onboard dewatering devices.

--

4-7 Maneuver the fire department boat to facilitate the retrieval of victims in the water following the Performance Guidelines in Appendix D.

Stopping Rescue

--	--	--

Man Overboard

--	--	--

Requisite Knowledge: Handling characteristics of the fire department boat

--

4-8 Maneuver the fire department boat to facilitate anchor deployment.

Requisite Knowledge: Anchoring systems and theory.

4-9 Maneuver the fire department boat to an acceptable beaching location and beach the boat without damage to the boat.

Requisite Knowledge: Handling characteristics of the fire department boat

Chapter 5 – Rescue Boat Operator

A technically proficient level of knowledge, ability, and experience to operate a fire department rescue boat. Rescue Boat Operator relies on the operator to meet the qualifications of NFPA 1670 Chapter 7-3 Water Rescue- Operations Level to meet the requirements of Chapter 5.

Prior to becoming certified in this position, the Rescue Boat Operator shall successfully complete the following Job Performance Requirements (JPR) three times. The evaluator shall initial and date the appropriate boxes to indicate successful completion of each. For each JPR there are requisite knowledge and skill requirements. The evaluator of the first sequence shall initial and date in the box provided to indicate the meeting of those requirements before the Rescue Boat Operator may proceed.

5-4.2 Perform a rapid primary victim search on the water representative of the fire department’s geography in a systematic and thorough application

Requisite Knowledge: Victim search techniques involving persons on the water surface, submerged and on the shores of water bodies. Working knowledge of water rescue operational and geographical terminology, and audible and visual signals.

5-4.3 Operator will safely and efficiently maneuver the boat to deploy a rescuer with or without equipment in types of water represented in the fire department response area. If the department responds to static and dynamic water types, it is expected that the Operator demonstrate this task on each.

Bow

--	--	--

Side

--	--	--

Astern

--	--	--

Requisite Knowledge: Various techniques and safety considerations for retrieving personnel as it pertains to the boat and the situation.

--

5-4.4 Operator will safely and efficiently maneuver the boat to retrieve an unconscious/incapacitated rescuer or victim with or without equipment in types of water represented in the fire department response area. If the department responds to static and dynamic water types, it is expected that the Operator demonstrate this task on each.

Bow

--	--	--

Side

--	--	--

Astern

--	--	--

Requisite Knowledge: Various techniques and safety considerations for retrieving personnel as it pertains to the boat and the situation.

--

5-4.5 Operator will safely and efficiently maneuver the boat to rescue location, and anchor the boat to support the rescue operation.

Requisite Knowledge: specialized navigational aids and equipment as they apply to rescue operations

Chapter 6 – Fire Boat Operator

A technically proficient level of knowledge, ability, and experience to operate a fire department fire boat. The Fire Boat Operator will have US Coast Guard license appropriate for the size of the fire department boat to meet the requirements for Chapter 6.

Prior to becoming certified in this position, the Operator shall successfully complete the following Job Performance Requirements (JPR) three times. The evaluator shall initial and date the appropriate boxes to indicate successful completion of each. For each JPR there are requisite knowledge and skill requirements. The evaluator of the first sequence shall initial and date in the box provided to indicate the meeting of those requirements before the Fire Boat Operator may proceed.

6-2.1 Perform the routine tests, inspections, and servicing functions specified in the following list, given a fire department boat, so that the operational readiness of the boat is verified.

- Navigation Systems
- Main Propulsion Systems
- Pumps
- Electrical Systems
- Lubrication Systems
- Firefighting Systems
- Firefighting Equipment
- Communication Systems
- Boat Operating Characteristics

6-2.2 Document routine tests, inspections, and servicing functions given maintenance and inspection forms, so that all items are checked for proper operation and deficiencies are reported.

6-3.2 Maneuver the fire department boat and dock the boat to:

Port

--	--	--

Starboard

--	--	--

6-3.3 Demonstrate Astern maneuvering around a fixed object to:

Port

--	--	--

Starboard

--	--	--

6-3.4 Demonstrate Forward maneuvering around a fixed object to:

Port

--	--	--

Starboard

--	--	--

6-3.5 Maneuver the fire department boat to keep at station at a designated location in relation to normal current and environment.

--	--	--

6-3.6 Maneuver the fire department boat, approach a fixed object and position Bow against structure with:

Current

--	--	--

Against Current

--	--	--

Cross Current

--	--	--

6-3.7 Maneuver the fire department boat, approach a fixed object and position Stern against structure with:

Current

--	--	--

Against Current

--	--	--

Cross Current

--	--	--

6-3.8 Demonstrate the approach to a fixed object using side-slipping/crabbing maneuver.

--	--	--

6-4.1 Demonstrate effective hand or master streams so that the pump is safely engaged, all pressure controls are set, the rated flow of the nozzle is achieved, and the boat is continuously monitored for potential problems.

--	--	--

Requisite Knowledge: Hydraulic calculations for friction loss and flow using both written formulas and estimation methods. Safe operation of the pump.

--

Requisite Skill: Method(s) of power transfer from on-board engine to pump, drafting operations, operation of pump pressure control systems, operation of auxiliary cooling systems, and assembly of hose lines, nozzles, valves, and appliances.

--

6-4.2 Demonstrate a relay pumping evolution through a supply line of 2.5 inch diameter or larger so that the desired flow and pressure are provided to the designated pump.

--	--	--

Requisite Knowledge: Fire department relay pumping evolutions.


--

6-4.3 Demonstrate the production of properly proportioned foam fire stream from the fire department boat.

--	--	--

6-4.4 Maneuver the fire boat and operate a fixed master stream on a predetermined point or object from set points of:


90 degrees



180 degrees



270 degrees



Appendix A

Task 1

PERFORMANCE GUIDELINES

for
Marine Operator 4.2

Task: Approach and Depart

Operator: _____

Crew: _____

TASK #	PROCEDURE	YES	NO
1.	Approach to the object is made in a safe speed and direction.		
2.	Forward progress is effectively managed by use of reverse.		
3.	The object of contact is made safely and with little or no impact.		
4.	The target is reached with one continuous approach.		



Time: _____ Evaluator's Signature: _____ Date: _____

Comments:

Appendix A

Task 2

PERFORMANCE GUIDELINES

for

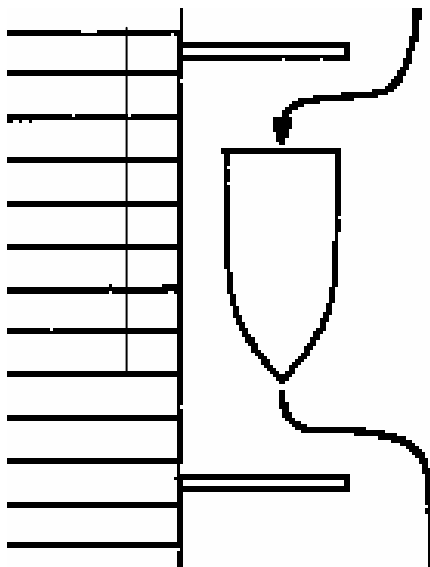
Marine Operator 4.2

Task: Docking

Operator: _____

Crew: _____

TASK #	PROCEDURE	YES	NO
1.	Approach the dock at a safe speed.		
2.	Use forward and reverse effectively.		
3.	Operator brings boat to rest within designated area.		
4.	Operator departs from the dock area effectively.		



Time: _____ Evaluator's Signature: _____ Date: _____

Comments:

Appendix A

Task 3

PERFORMANCE GUIDELINES

for

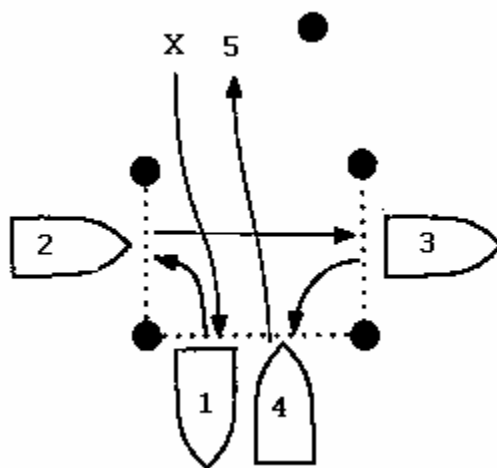
Marine Operator 4.2

Task: Close Quarter Maneuvering

Operator: _____

Crew: _____

TASK #	PROCEDURE	YES	NO
1.	Operator uses forward and reverse steering application efficiently.		
2.	Direction of travel is safely observed.		
3.	No markers are hit.		
4.	Operator effectively anticipates and controls bow drift.		
5.	Operator effectively anticipates and controls stern drift.		
6.	Entire evolution is performed without undue maneuvering.		



Time: _____ Evaluator's Signature: _____ Date: _____

Comments:

Appendix A

Task 4

PERFORMANCE GUIDELINES

for

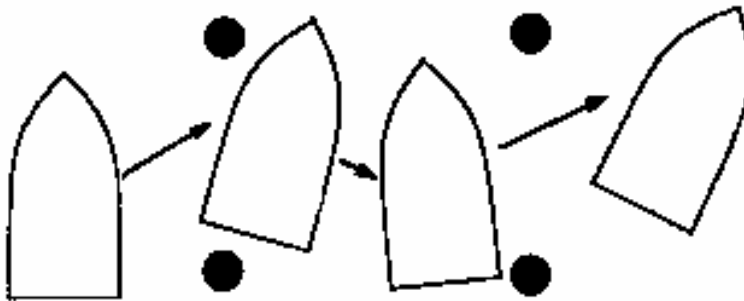
Marine Operator 4.2

Task: Side Slipping

Operator: _____

Crew: _____

TASK #	PROCEDURE	YES	NO
1.	Operator effectively and efficiently uses forward and reverse.		
2.	The Operator avoids all buoys and stays within the proposed alley.		
3.	The entire alley is traversed with continuous parallel travel.		



Time: _____ Evaluator's Signature: _____ Date: _____

Comments:

Appendix B

Task 1

PERFORMANCE GUIDELINES

for

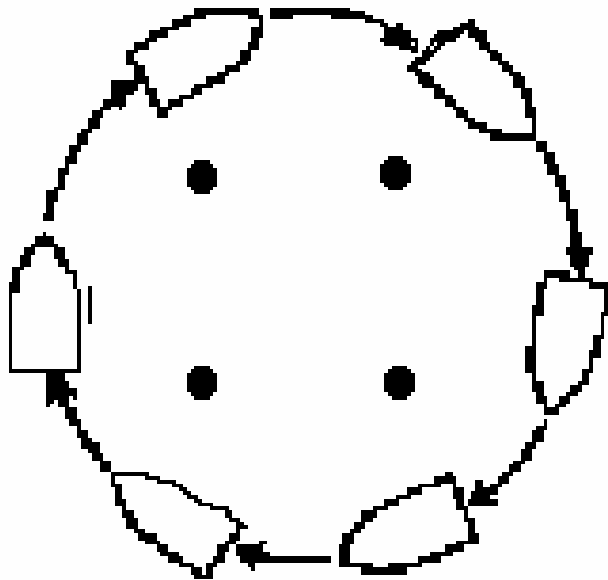
Marine Operator 4.3

Task: Speed and Turning Radius

Operator: _____

Crew: _____

TASK #	PROCEDURE	YES	NO
1.	A circular pattern is tightly negotiated around the buoys.		
2.	A safe and planning speed is maintained.		
3.	Clockwise and Counter clockwise direction is performed in forward operation.		
4.	The course is then negotiated in reverse at a safe and applicable speed.		



Time: _____ **Evaluator's Signature:** _____ **Date:** _____

Comments:

Appendix B

Task 2

PERFORMANCE GUIDELINES

for

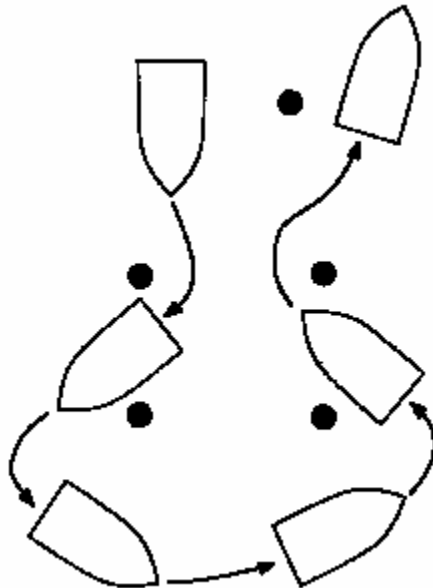
Marine Operator 4.3

Task: Slalom Course Maneuvering

Operator: _____

Crew: _____

TASK #	PROCEDURE	YES	NO
1.	The proposed course is followed turning around each marker.		
2.	A safe planning speed is maintained.		
3.	A proper lookout is maintained while negotiating turns.		



Time: _____ Evaluator's Signature: _____ Date: _____

Comments:

Appendix B

Task 3

PERFORMANCE GUIDELINES

for

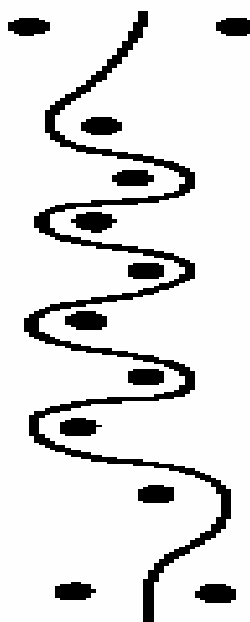
Marine Operator 4.3

Task: High Speed Slalom

Operator: _____

Crew: _____

TASK #	PROCEDURE	YES	NO
1.	Markers are negotiated on correct side per the diagram.		
2.	Adjust speed accordingly and continuously stay on plane.		
3.	Marker pattern is traversed both direction with 100% accuracy.		



Time: _____ Evaluator's Signature: _____ Date: _____

Comments:

Appendix C

Task 1

PERFORMANCE GUIDELINES

for

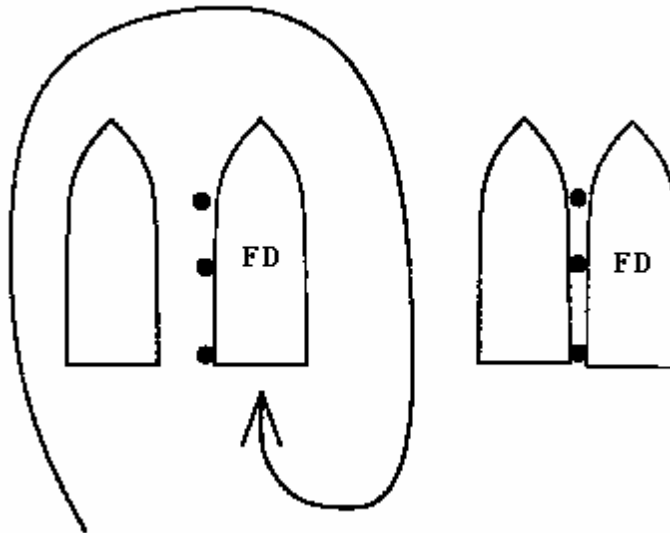
Marine Operator 4.4

Task: Coming Along Side

Operator: _____

Crew: _____

TASK #	PROCEDURE	YES	NO
1.	The operator properly positions applicable fender protection.		
2.	A docking maneuver is performed.		
3.	The operator performs or instructs an assistant to secure the boats together.		
4.	A safe boarding is performed.		



Time: _____ Evaluator's Signature: _____ Date: _____

Comments:

Appendix C

Task 2

PERFORMANCE GUIDELINES

for

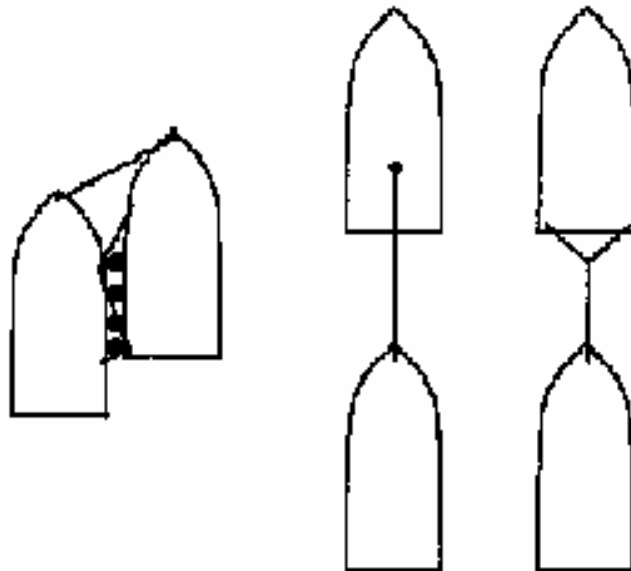
Marine Operator 4.4

Task: Towing

Operator: _____

Crew: _____

TASK #	PROCEDURE	YES	NO
1.	Secure the vessel correctly for applicable towing.		
2.	Maneuver correctly as per the towing application.		
3.	Determine correct scope and speed.		
4.	Establish a communication plan.		



Time: _____ Evaluator's Signature: _____ Date: _____

Comments:

Appendix D

Task 1

PERFORMANCE GUIDELINES

for

Marine Operator 4.7

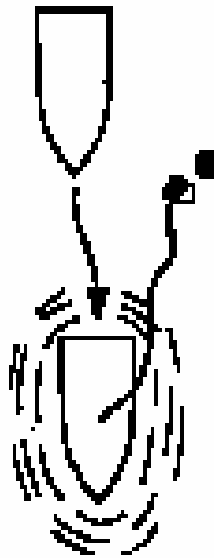
Task: Stopping Rescue

Operator: _____

Crew: _____

TASK #	PROCEDURE	YES	NO
1.	A plane is held until the bow is opposite of the target.		
2.	The operator stops the boat in the shortest distance possible.		
3.	The operator safely and efficiently tosses the throw bag within arms reach of the target.		

1



Time: _____ Evaluator's Signature: _____ Date: _____

Comments:

Appendix D

Task 2

PERFORMANCE GUIDELINES

for

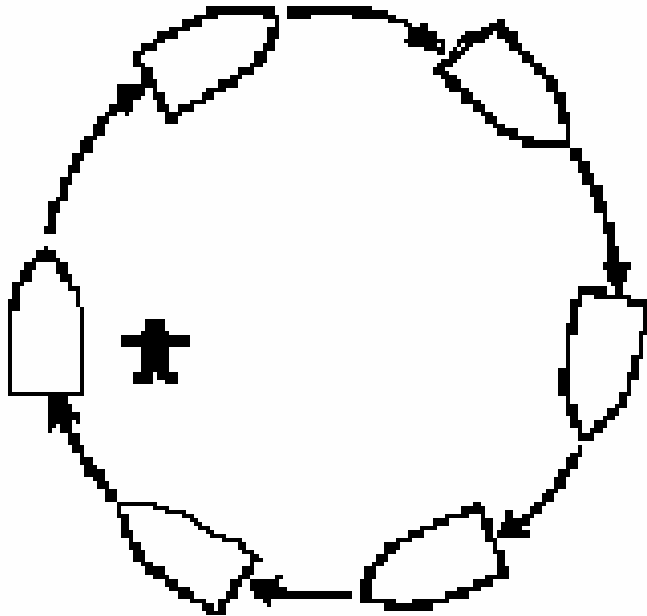
Marine Operator 4.7

Task: Man Overboard

Operator: _____

Crew: _____

TASK #	PROCEDURE	YES	NO
1.	Man overboard is deployed from boat.		
2.	Operator safely and effectively turns into the victim.		
3.	Approach is made upstream or into wind safely and effectively.		
4.	Safe area is chosen and victim is retrieved.		



Time: _____ Evaluator's Signature: _____ Date: _____

Comments:

Appendix E

- 3-2* The Deck Hand should be given all information about marine terminology, boat nomenclature, on board systems that are required by Federal or State laws or any special equipment, electronics, or communications required by the department.
- 3-4 The required and recommended equipment of this section has been included in 3-2 as Requisite Knowledge.
- 3-5 The Personal Safety requirements of this section have been demonstrated in 2-2.1 and do not need repeating.
- 3-6* Although not a tactical skill, the Deck Hand should be knowledgeable with waterway marking systems to assist the Operator in the navigation of the boat. The department must provide the Deck Hand the ability to demonstrate knowledge of the marking system in use for the local response area as well as the mutual aid response areas.
- 3-7* The Deck Hand facilitates the arrival, stationing, and departure of the boat using available equipment provided by the department. The Deck Hand should know how to use all provided equipment to keep the boat safe from damage as well as those objects that come in contact with the boat.
- 3-9* The Deck Hand should know how to perform department emergency procedures to assist the operator in mitigating the emergency and providing for the safety of all personnel on the boat.
- 3-10* The department must evaluate their liability and responsibility associated with the towing of another vessel and develop policies and procedures that the Deck Hand must be completely proficient with.
- 4-2* The Operator must be able to maneuver the boat through various situations under full control. The department must provide a series of skill performances to train and evaluate the

Operator's proficiency to safely maneuver the boat in close quarters.

4-3* The Operator must be able to maneuver the boat proficiently and follow the navigation rules set forth by the US Coast Guard. The requirements of 4-10 apply as requisite knowledge for the Operator to perform these maneuvers.

4-4* The department must evaluate their liability and responsibility associated with the towing of another vessel and develop policies and procedures that the Operator and crew must be completely proficient with.

4-5* The Operator should be able to navigate the boat in normal weather conditions for the local area which limit their visibility, with the use of navigational aids and lookouts provided by the department. The department must have policies and procedures that give the Operator final determination on the response of the boat and crew in conditions that jeopardize the safety of the boat and crew.

4-6* The department must develop emergency procedures or guidelines that provide the Operator and crew best practices based on the characteristics of the boat and the service activities related to the mission of the boat.

Chapter 5 Rescue Boat Operator relies on the qualifications of the Operator to NFPA 1670 Chapter 7-3 Water Rescue Operations Level. Because some of the skills of Chapter 5 Rescue Boat Operator have been demonstrated in the previous levels of this task book they are not repeated here.

Chapter 6 Fire Boat Operator relies on the knowledge of the local fire service policies and department operations. The Operator, at this level, has demonstrated abilities to operate the fire department boat in a superior manner. The Operator at this level will have a US Coast Guard license demonstrating experience as a primary boat operator. In Chapter 6-3.1 of the standard, the Fire Boat Operator has demonstrated this maneuver previously in 4-3.1 and is not repeated here.