

**State of Oregon
Department of Public Safety Standards and Training**

**Aerial Operator
Task Book**

Task Book Assigned To:	
Name	DPSST Fire Service #
Department Name	Date Initiated
Signature of Department Head or Training Officer	Date Completed

Portions of this evaluation instrument are reprinted with permission from NFPA 1002 – 1998 edition, “Standard on Fire Apparatus, Driver/Operator Professional Qualifications”, Copyright 1998. National Fire Protection Association, Quincy, MA 02269. This reprinted material is not the complete and official position of the NFPA on the referenced subject, which is represented only by the standard in its entirety.

Department of Public Safety Standards and Training
4190 Aumsville Hwy. SE
Salem, OR 97317
(503) 378-2100

Additional copies of this document may be downloaded from the DPSST web site:

[Http://www.oregon.gov/DPSST](http://www.oregon.gov/DPSST)

Task Book Qualification Record Books (Task Book) have been developed for various certification levels within the Oregon Department of Public Safety Standards and Training (DPSST) system. Each Task Book lists the job performance requirements (JPRs) for the specific certification level in a format that allows a candidate to be trained and evaluated during three (3) sequential sessions. Successful performance of all tasks, as observed and recorded by a qualified and approved evaluator will result in the candidate's eligibility for DPSST certification.

To become certified at a specific level, the applicant must successfully complete the job performance requirements in sequence. Before a job performance evaluation can be taken, all requisite knowledge and skills must be satisfied. In addition, all relative task book evaluations must be checked off by the evaluator. When all prescribed requirements have been met, an application for Certification will be forwarded to DPSST. All certificates are mailed to the Training Officer at his/her department.

Note to departments: These JPRs serve as general guidelines. As such they are not intended to replace specific sequences of apparatus or equipment operation that may be outlined by manufacturer specifications. At all times, standard operating procedures of the department in which the evaluation is being conducted will govern. Departments should have available for evaluators a copy of manufacturer specifications and the department's standard operational guidelines.

The JPRs covered in this Task Book meet or exceed all NFPA published standards for this certification level at the time of this publication. Mention of NFPA and its standards do not, and are not intended as adoption of—or reference to—NFPA standards. For more information on the complete job performance requirements and data, see the individual DPSST Test Book for that certification level.

HOW TO EVALUATE PERFORMANCE:

Each JPR has three corresponding boxes to the right in which to confirm a candidate's success in a sequence. The evaluator shall indicate successful passing by the candidate of each JPR by initialing and dating (see example). There is no time restriction or constriction between the three evaluations, as long as they are consecutive.

4-1.1 Perform the routine tests, inspections, and servicing functions specified in the following list, given a fire department aerial apparatus, so that the operational readiness of the apparatus is verified.

<input type="checkbox"/>	<input type="checkbox"/>	<input type="checkbox"/>
--------------------------	--------------------------	--------------------------

TASK BOOK QUALIFICATION RECORD

FOR THE CERTIFICATION LEVEL OF

4.0 - AERIAL OPERATOR

Prior to becoming certified in this position, the fire apparatus driver/operator shall successfully complete the following Job Performance Requirements (JPR) three times. The evaluator shall initial and date the appropriate boxes to indicate successful completion of each. For each JPR there are requisite knowledge and skill requirements. The evaluator of the first sequence shall initial and date in the box provided to indicate the meeting of those requirements before the driver/operator may proceed.

4-1.1 Perform the routine tests, inspections, and servicing functions specified in the following list, given a fire department aerial apparatus, so that the operational readiness of the apparatus is verified.

<input type="checkbox"/>	<input type="checkbox"/>	<input type="checkbox"/>
--------------------------	--------------------------	--------------------------

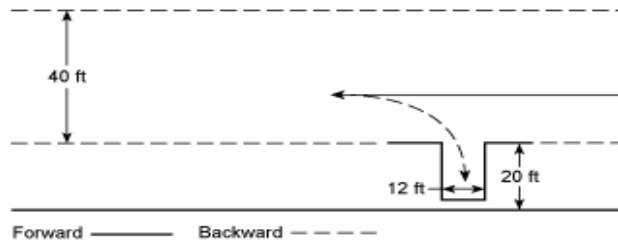
- Battery(ies)
- Braking system
- Coolant system
- Electrical system
- Fuel
- Hydraulic fluids
- Oil
- Tires
- Steering system
- Belts
- Tools, appliances, and equipment
- Cable systems (if applicable)
- Aerial device hydraulic systems
- Slides and rollers
- Stabilizing systems
- Aerial device safety systems
- Breathing air systems
- Communication systems

Requisite Knowledge. Manufacturer specifications and requirements, department policies and procedures.

Requisite Skills. The ability to use hand tools, recognize system problems, and correct any deficiency noted according to department policies and procedures.

4-1.2 Perform the practical driving exercises specified in 2-3.2 through 2-3.5, given a fire department aerial apparatus and a spotter for backing, so that each exercise is performed safely without striking the vehicle or obstructions.

2-3.2 Back a vehicle from a roadway into restricted spaces on both the right and left sides of the vehicle, given a fire department vehicle, a spotter, and restricted spaces 12 ft in width, requiring 90-degree right-hand and left-hand turns from the roadway, so that the vehicle is parked within the restricted areas without having to stop and pull forward and without striking obstructions.

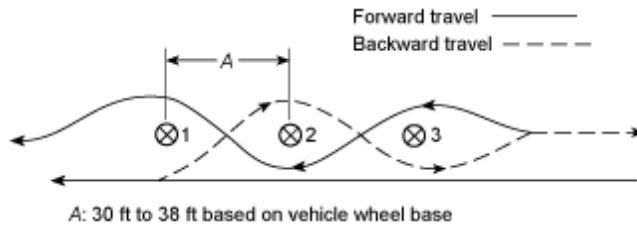


Requisite Knowledge. Vehicle dimensions, turning characteristics, spotter signaling, and principles of safe vehicle operation.

Requisite Skills. The ability to use mirrors, judge vehicle clearance, and operate the vehicle safely.

2-3.3 Maneuver a vehicle around obstructions on a roadway while moving forward and in reverse, given a fire department vehicle, a spotter for backing, and a roadway with obstructions, so that the vehicle is maneuvered through the obstructions

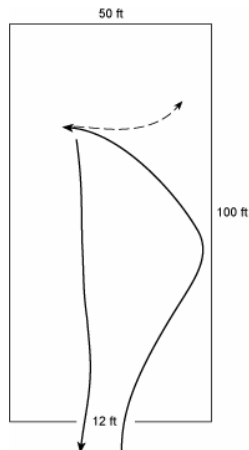
without stopping to change the direction of travel and without striking the obstructions.



Requisite Knowledge. Vehicle dimensions, turning characteristics, the effects of liquid surge, spotter signaling, and principles of safe vehicle operation.

Requisite Skills. The ability to use mirrors, judge vehicle clearance, and operate the vehicle safely.

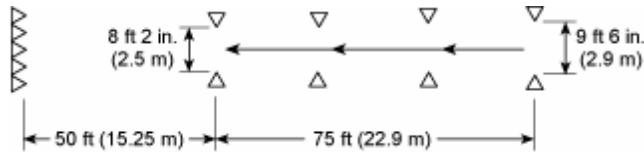
2-3.4 Turn a fire department vehicle 180 degrees within a confined space, given a fire department vehicle, a spotter for backing, and an area in which the vehicle cannot perform a U-turn without stopping and backing up, so that the vehicle is turned 180 degrees without striking obstructions within the given space.



Requisite Knowledge. Vehicle dimensions, turning characteristics, the effects of liquid surge, spotter signaling, and principles of safe vehicle operation.

Requisite Skills. The ability to use mirrors, judge vehicle clearance, and operate the vehicle safely.

2-3.5 Maneuver a fire department vehicle in areas with restricted horizontal and vertical clearances, given a fire department vehicle and a course that requires the operator to move through areas of restricted horizontal and vertical clearances, so that the operator accurately judges the ability of the vehicle to pass through the openings and so that no obstructions are struck.



Requisite Knowledge. Vehicle dimensions, turning characteristics, the effects of liquid surge, spotter signaling, and principles of safe vehicle operation.

Requisite Skills. The ability to use mirrors, judge vehicle clearance, and operate the vehicle safely.

4-1.3 Operate a fire department aerial apparatus over a predetermined route on a public way, given the maneuvers specified in 2-3.1, so that the vehicle is safely operated in compliance with all applicable state and local laws, departmental rules and regulations, and the requirements of NFPA 1500, Standard on Fire Department Occupational Safety and Health Program, Section 4-2.

Requisite Knowledge: The effects on vehicle control of braking reaction time, load factors, general steering reactions, speed, and centrifugal force; applicable laws and regulations; principles of skid avoidance, night driving, shifting, and gear patterns; negotiating intersections, railroad crossings, and bridges; weight and height limitations for both roads and bridges; identification and operation of automotive gauges; and proper operation limits.

Requisite Skills: The ability to operate passenger restraint devices, maintain safe following distances, maintain control of the vehicle while accelerating, decelerating, and turning, maintain reasonable speed for road, weather, and traffic conditions,

operate safely during nonemergency conditions, operate under adverse environmental or driving surface conditions, and use automotive gauges and controls.

- 4-2.1 Maneuver and position an aerial apparatus, given an aerial apparatus, an incident location, a situation description, and an assignment, so that the apparatus is properly positioned for safe aerial device deployment.

Requisite Knowledge: Capabilities and limitations of aerial devices related to reach, tip load, angle of inclination, and angle from chassis axis; effects of topography, ground, and weather conditions on safe deployment; and use of the aerial device.

Requisite Skills: The ability to determine the appropriate position for the apparatus, maneuver apparatus into proper position, and avoid obstacles to operations.

- 4-2.2 Stabilize an aerial apparatus, given a properly positioned vehicle and the manufacturer's recommendations, so that power can be transferred to the aerial device hydraulic system and the device can be safely deployed.

Requisite Knowledge: Aerial apparatus hydraulic systems, manufacturer's specifications for stabilization, stabilization requirements, and effects of topography and ground conditions on safe stabilization.

Requisite Skills: The ability to transfer power from the vehicle's engine to the hydraulic system and operate vehicle stabilization devices.

- 4-2.3 Maneuver and position the aerial device from each control station, given an incident location, a situation description, and an assignment, so that the aerial device is properly positioned to safely accomplish the assignment.

Requisite Knowledge: Aerial device hydraulic systems, hydraulic pressure relief systems, gauges and controls, cable systems, communications systems, electrical systems, emergency operating

systems, locking systems, manual rotation and lowering systems, stabilizing systems, aerial device safety systems, system overrides and the hazards of using overrides, safe operational limitations of the given aerial device, safety procedures specific to the device, and operations near electrical hazards and overhead obstructions.

Requisite Skills: The ability to raise, rotate, extend, and position to a specified location and the ability to lock, unlock, retract, lower, and bed the aerial device.

4-2.4 Lower an aerial device using the emergency operating system, given an aerial device, so that the aerial device is safely lowered to its bedded position.

Requisite Knowledge: Aerial device hydraulic systems, hydraulic pressure relief systems, gauges and controls, cable systems, communications systems, electrical systems, emergency operating systems, locking systems, manual rotation and lowering systems, stabilizing systems, aerial device safety systems, system overrides and the hazards of using overrides, safe operational limitations of the given aerial device, safety procedures specific to the device, and operations near electrical hazards and overhead obstructions.

Requisite Skills: The ability to rotate and position to center, unlock, retract, lower, and bed the aerial device using the emergency operating system.

4-2.5 Deploy and operate an elevated master stream, given a master stream device and a desired flow, so that the stream is effective and the device is operated safely.

Requisite Knowledge: Nozzle reaction, range of operation, and weight limitations.

Requisite Skills: The ability to connect a water supply to a master stream device and control an elevated nozzle manually or remotely.