

CHANGING THE CLIMATE

ETHANOL INDUSTRY OUTLOOK 2008



Renewable Fuels Association



RFA Board of Directors

Christopher Standlee, Chairman

Abengoa Bioenergy Corp.
www.abengoabioenergy.com

Tom Branhan, Vice Chairman

Glacial Lakes Energy, LLC
www.glaciallakesenergy.com

Nathan Kimpel, Treasurer

New Energy Corp.

Jeff Broin, Secretary

POET
www.poetenergy.com

Bob Dinneen, President

Renewable Fuels Association
www.ethanolrfa.org

Bob Sather

Ace Ethanol, LLC
www.aceethanol.com

Scott Trainum

Adkins Energy, LLC
www.adkinsenergy.com

John Campbell

Ag Processing, Inc.
www.agp.com

Norm Smeenk

Agri-Energy, LLC
www.buycorn.com

Randall J. Doyal

Al-Corn Clean Fuel
www.al-corn.com

Al Jentz

Amaizing Energy, LLC
www.amzenenergy.com

Ed Harjehausen

Archer Daniels Midland Co.
www.admworld.com

Ron Miller

Aventine Renewable Energy Holdings, Inc.
www.aventinerei.com

Kevin Malchine

Badger State Ethanol, LLC
www.badgerstateethanol.com

Raymond Defenbaugh

Big River Resources West Burlington LLC
www.bigriverresources.com

Erik Osmon

Bushmills Ethanol, Inc.
www.bushmillsethanol.com

Mitch Miller

Central Indiana Ethanol, LLC
www.cie.us

Kerry Nixon

Central MN Ethanol Coop
www.centralmnethanol.com

Bill Lee

Chippewa Valley Ethanol Co.
www.cvec.com

Mick Henderson

Commonwealth Agri-Energy, LLC
www.commonwealthagrienergy.com

Scott Mundt

Dakota Ethanol, LLC
www.dakotaethanol.com

Gerald Bachmeier

DENCO, LLC
www.dencollc.com

Steven Gardner

East Kansas Agri-Energy, LLC
www.ekaellc.com

Dan R. Sanders

Front Range Energy, LLC
www.frontrangeenergy.com

Dave Nelson

Global Ethanol, LLC
www.globalethanol-services.com

Dermot O'Brien

Golden Cheese Company of California
http://ourworld.compuserve.com/
homepages/gccc/

Walter Wendland

Golden Grain Energy, LLC
www.goldengrainenergy.com

Tracey Olson

Granite Falls Energy, LLC
www.granitefallsenergy.com

Richard Ruebe

GTL Resources USA
www.gtlresources.com

Bruce Rastetter

Hawkeye Renewables, LLC
www.hawkeyerenewables.com

Ben Brown

Heartland Corn Products

Bill Paulsen

Heartland Grain Fuels, LP

Keith Gibson

Iroquois Bio-Energy Company, LLC
www.ibecethanol.com

Chuck Woodside

KAAPA Ethanol, LLC
www.kaapaethanol.com

Dan Schwartzkopf

Lifeline Foods

Eric Mosbey

Lincolndag Agri-Energy, LLC
www.lincolndagagrienergy.com

Steve Roe

Little Sioux Corn Processors, LP
www.littlesiouxcornprocessors.com

Sean Martin

Louis Dreyfus Commodities
www.ldcommodities.com

Steven Wagner

Merrick & Company
www.merrick.com

Ryland Utlaut

Mid-Missouri Energy, Inc.
www.midmissourienergy.com

Art Nelson

North Country Ethanol Co.

Neil Koehler

Pacific Ethanol, Inc.
www.pacificethanol.net

Jim Rottman

Parallel Products
www.parallelproducts.com

John Skelley

Pinal Energy LLC
www.pinalenergyllc.com

Mike Jerke

Quad County Corn Processors
www.quad-county.com

Lee Reeve

Reeve Agri Energy, Inc.

Chris Thomas

Renova Energy
www.renovaenergy.com

Bernie Punt

Siouxland Energy and Livestock Coop
www.siouxlandenergy.com

Dave Kramer

Sterling Ethanol, LLC
www.sterlingethanol.com

Doug Mortensen

Tate & Lyle
www.tateandlyle.com

Neill McKinstry

The Andersons Inc.
www.andersonsinc.com

Charles Wilson

Trenton Agri Products LLC
www.trentonagriproducts.com

Jeff Robertson

United Wisconsin Grain Producers LLC
www.uwgp.com

Don Endres

VeraSun Energy Corp.
www.verasun.com

Michael Sawyer

Western New York Energy, LLC
www.wnyenergy.com

Steve Christensen

Western Wisconsin Energy, LLC
www.westernwisconsinenergy.com

Omer Sagheer

White Energy
www.white-energy.com

Jim Stewart

Xethanol BioFuels, LLC
www.xethanol.com



This past year will truly be remembered for ushering in a new energy era for America,
one that will "change the climate," both literally and figuratively.

With enactment of the Energy Independence and Security Act of 2007 (H.R. 6) in December, we are embarking on a new energy policy path. This historic legislation couples increased vehicle efficiency and greater renewable fuel use, steps that can have an immediate impact toward securing a more sustainable energy and environmental future. The law increases the Renewable Fuels Standard (RFS) to 36 billion gallons of annual renewable fuel use by 2022. And by requiring that nearly 60 percent of the new RFS be met by advanced biofuels, including cellulosic ethanol, it paves the way for commercialization of these vital next generation ethanol technologies.

Clearly, this legislation will change the way we fuel our country. Importantly, it's also changing our environmental footprint from transportation fuels. The increased production and use of renewable fuels, particularly from cellulose feedstocks, will dramatically alter our environmental landscape, utilizing sustainable supplies of biomass while reducing fossil fuel use and harmful greenhouse gas emissions.

2007 will also be remembered for witnessing the ground-breaking on the first commercial-scale cellulosic ethanol biorefinery in the U.S. Range Fuels will utilize leftover wood residues from timber harvesting to produce ethanol at its facility near Soperton, Georgia. Others will soon follow, utilizing a variety of technologies and feedstocks. At the same time, existing biorefineries continue to lead with technological innovations that are improving plant efficiencies while reducing energy consumption.

As you read on, you will find valuable information on the U.S. ethanol industry, including historical data and current statistics on ethanol and its co-products.

2008 promises to be an exciting and challenging year. As always, the U.S. ethanol industry is dedicated to working with all of our customers, suppliers and carriers to meet the energy needs of a growing marketplace while ensuring a more sustainable energy future for all Americans.

Renewable Fuels Association
Board of Directors
2008

Sincerely,

A handwritten signature in black ink that reads "Bob Dinneen".

Bob Dinneen



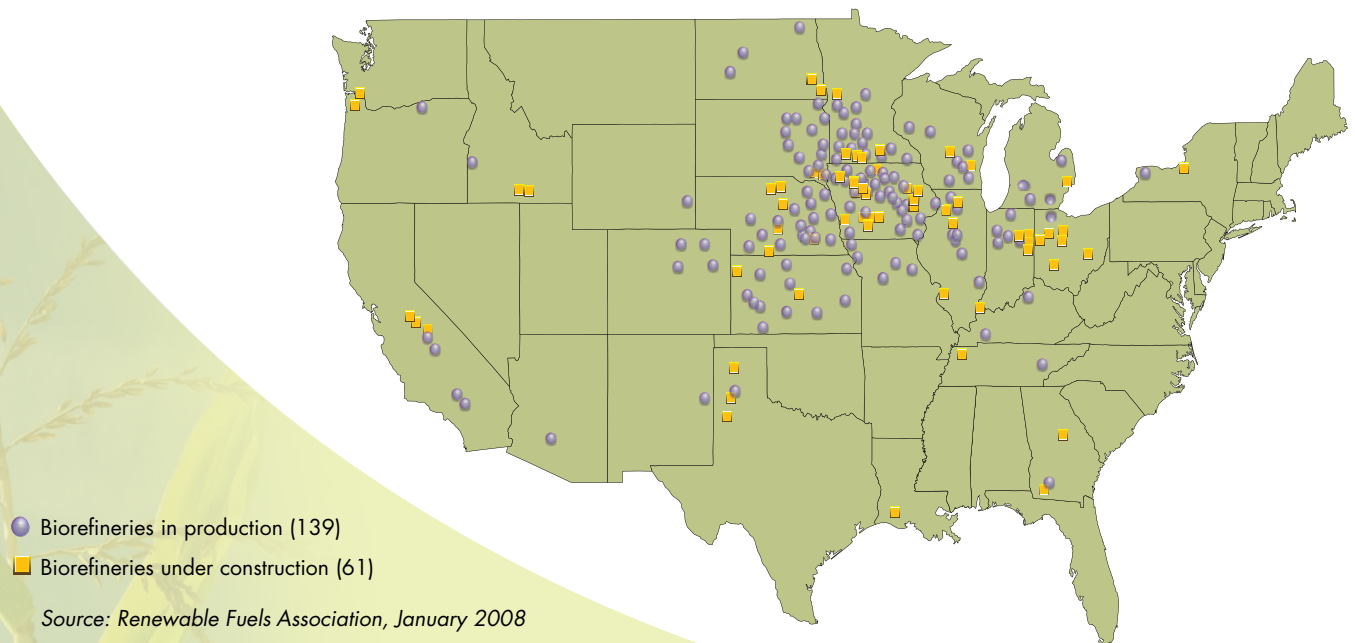
AN EVER-CHANGING INDUSTRY

Without question, 2007 was a year of tremendous change within the U.S. ethanol industry. We saw our capacity to produce ethanol soar by nearly two billion gallons to an annualized rate of more than 7.8 billion gallons. Our industry grew from 110 biorefineries operating in 19 states across America to 139 biorefineries in 21 states and more growth is on the way.

Moving forward in 2008, an estimated 4 billion gallons of ethanol production capacity will come online from 68 biorefineries under construction or expanding. Once all of the new construction currently underway is complete, the U.S. ethanol industry will be able to supply more than 13 billion gallons of ethanol, representing nearly 10% of the nation's gasoline demand.

Hand in hand with the growth in the capacity of our industry, the physical production of renewable, lower carbon fuel ethanol soared to 6.5 billion gallons in 2007, a 32% increase from the 4.9 billion gallons produced in 2006.

U.S. ETHANOL BIOREFINERY LOCATIONS



RECENT ETHANOL INDUSTRY EXPANSIONS

	Jan 2000	Jan 2001	Jan 2002	Jan 2003	Jan 2004	Jan 2005	Jan 2006	Jan 2007	Jan 2008
Biorefineries Online	54	56	61	68	72	81	95	110	139
Capacity (mgy)	1,748.7	1,921.9	2,347.3	2,706.8	3,100.8	3,643.7	4,336.4	5,493.4	7,888.4

A Climate for Growth

The tremendous growth in the U.S. ethanol industry is driving an exciting evolution of the industry itself. For instance, ground was broken on the first stand-alone cellulosic ethanol biorefinery in the United States and ethanol production began in non-traditional locations like Oregon, Arizona and upstate New York.

As this industry continues to evolve, new technologies, improved efficiencies, and an increasingly green footprint will ensure ethanol takes its place as a critical component of our nation's strategy for a more stable and secure energy future.

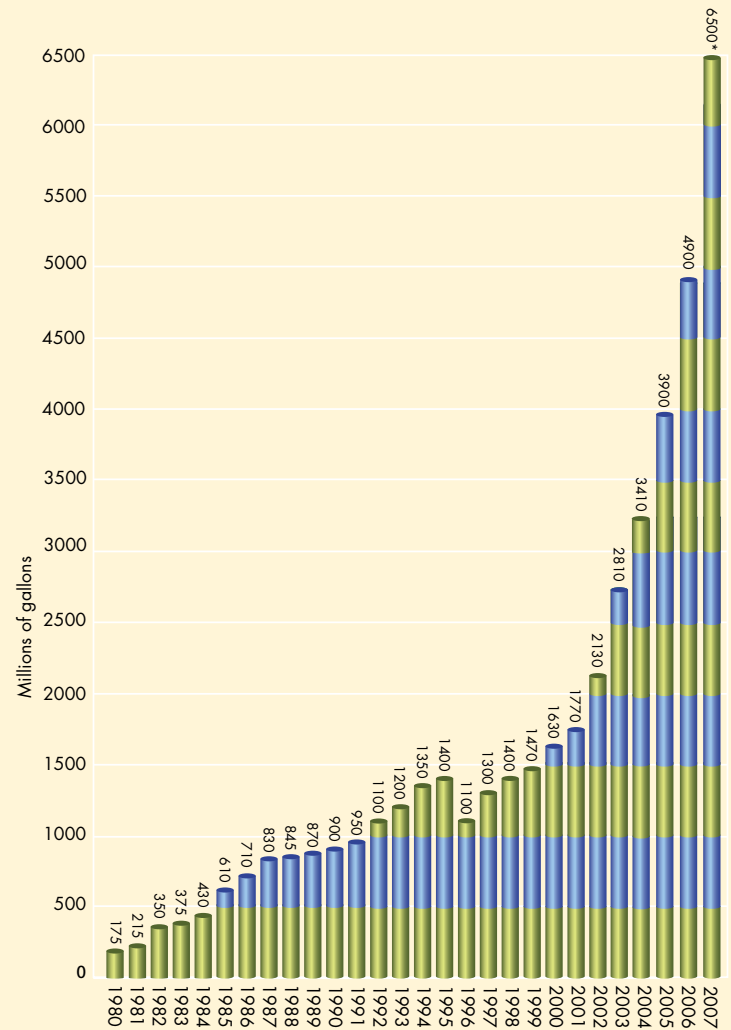
U.S. ETHANOL PRODUCTION CAPACITY BY STATE

In Millions of Gallons

	Online	Under Construction/ Expansion	Total
Iowa	2059	1435	3,494
Nebraska	1143.5	691	1,834.5
Illinois	887	254	1,141
Minnesota	619.6	457.5	1,077.1
South Dakota	683	283	966
Indiana	470	450	920
Ohio	68	470	538
Kansas	432.5	75	507.5
Wisconsin	408	90	498
Texas	100	255	355
North Dakota	123	220	343
Michigan	215	50	265
California	73	155	228
Tennessee	67	138	205
Missouri	201	0	201
New York	50	114	164
Oregon	40	108	148
Colorado	125	0	125
Georgia	0.4	120	120.4
Arizona	55	0	55
Washington	0	55	55
Kentucky	35.4	0	35.4
New Mexico	30	0	30
Wyoming	5	0	5
Louisiana	0	1.5	1.5
Total	7,888.4	5,536	13,424.4

Source: Renewable Fuels Association, January 2008

HISTORIC U.S. FUEL ETHANOL PRODUCTION



Source: Renewable Fuels Association, January 2008 * Estimated



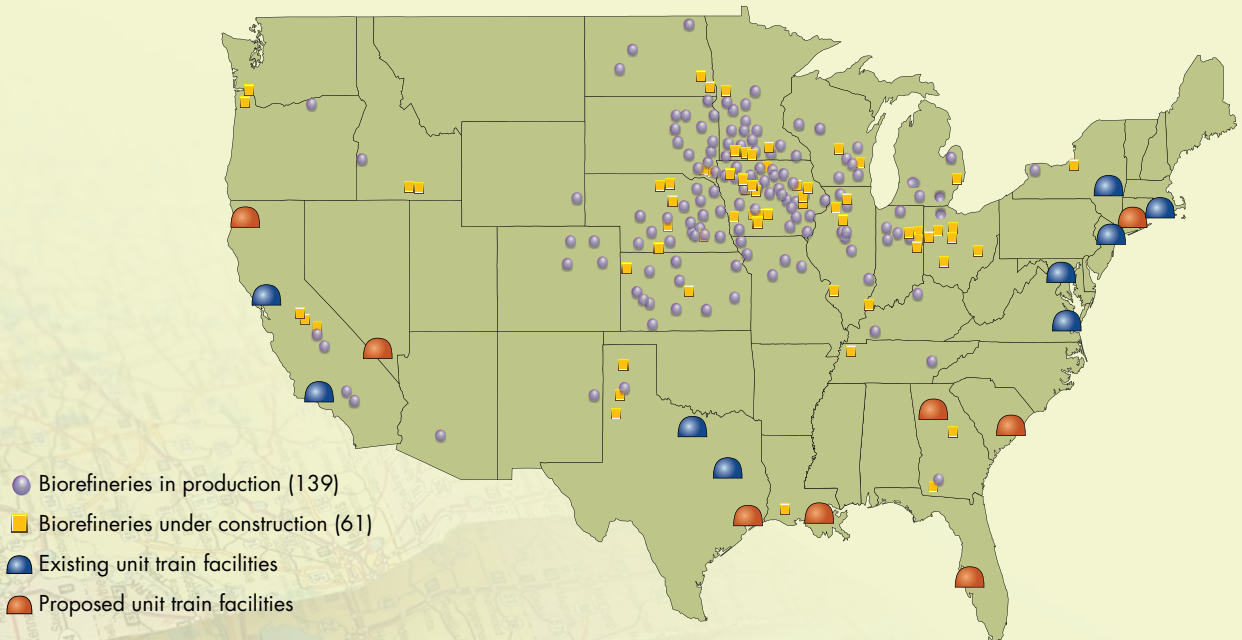
CHANGING HOW AMERICA FUELS ITS FUTURE

Americans are seeking renewable alternatives that reduce our dependence on foreign oil and leave a more sustainable environment for generations to come. Simply put, Americans are using more ethanol.

Today, ethanol is blended into more than 50% of the gasoline sold in the U.S., the majority as E10 (a blend of 10% ethanol and 90% gasoline). It is blended in every gallon of gasoline sold in some areas of the country, including California, Minnesota, Missouri, Texas, and along the Eastern Seaboard from Washington, D.C. to Boston. And 2008 will no doubt see ethanol use expand in regions like the Southeast and in discretionary markets across the country.

Expanding the marketplace for ethanol also requires the development of infrastructure to accommodate greater volumes of ethanol. That infrastructure is coming online. Across all areas of the country, infrastructure is being developed to transport, store, blend, and dispense greater volumes of ethanol-blended fuel.

UNIT TRAIN LANDING LOCATIONS



Source: Renewable Fuels Association, January 2008

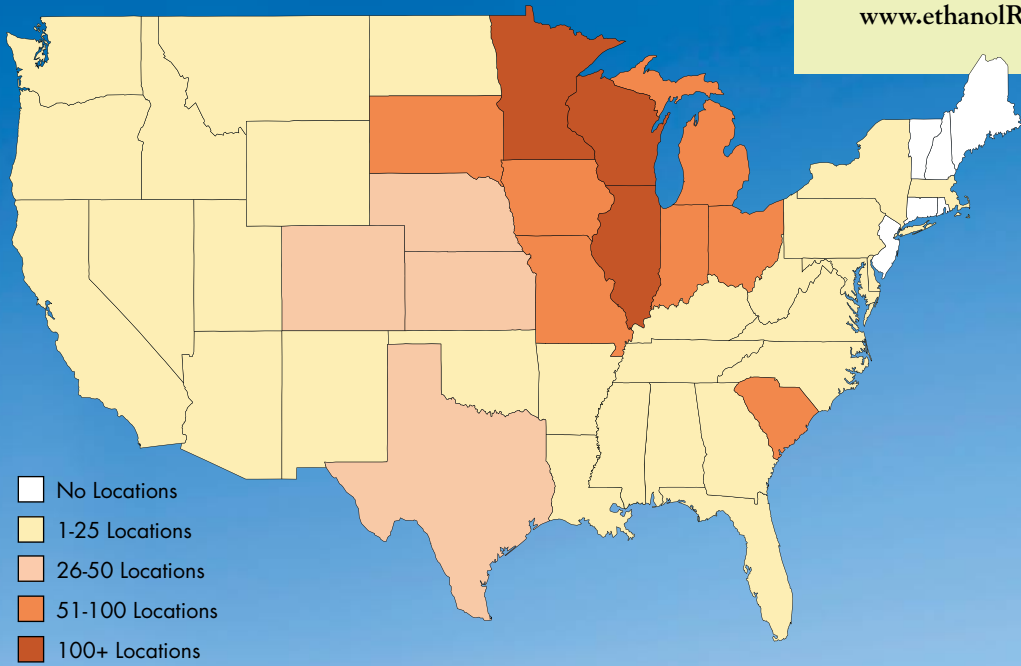


More Than a Blending Component

As more markets open to ethanol blending, ethanol's role as an alternative to gasoline is also expanding in the form of E85 (85% ethanol and 15% gasoline).

Today, the E85 market represents just a fraction of the overall U.S. ethanol market but it is growing. Some 1,400 fueling stations nationwide offer E85 and there are more than six million flexible fuel vehicles (FFVs) on the road capable of utilizing this higher ethanol blend.

E85 REFUELING LOCATIONS BY STATE



Source: Renewable Fuels Association/
National Ethanol Vehicle Coalition, January 2008

QUICK FACT

GM, Ford and Chrysler – Detroit's Big Three – have pledged to make half of all their new vehicles FFVs by 2012.

Beyond E10

Working with the State of Minnesota, the RFA has released the results of a comprehensive test program to evaluate the impact of E20 (20% ethanol/80% gasoline) on materials compatibility, drivability, and emissions of vehicles commonly in use today.

While more work needs to be done, the results of the Minnesota E20 test program are promising. The RFA remains dedicated to maximizing the use of fuel ethanol consistent with sound technical evidence.

Key findings of the E20 test program:

- ▶ Common material found in today's automotive fueling systems – plastics, elastomers, metals – can safely accommodate 20 percent ethanol blends.
- ▶ E20 is an effective fuel, providing both the power and performance American drivers expect.
- ▶ Emissions from vehicles using E20 are similar to those from vehicles using E10.

Complete testing results can be found at www.ethanolRFA.org.



ETHANOL'S NATURAL EVOLUTION

Increasing corn yields, together with improved efficiency and new technologies in ethanol production, ensure that American farmers will continue to feed the world while renewably fueling our nation.

Technological Innovations: Defining Today's Ethanol Industry

The ethanol industry is on the cutting edge of technology, pursuing new processes, new energy sources, and new feedstocks that will make tomorrow's ethanol industry unrecognizable from today's. Ethanol companies are utilizing cold starch fermentation, corn fractionation, and corn oil extraction. Companies are pursuing more sustainable energy sources, including biomass gasification

and methane digesters. Additional work is being done to reduce the cost of distillation and drying. These technologies are reducing energy consumption and production costs, increasing biorefinery efficiency, improving the protein content of feed co-products, and reducing emissions by employing the best available control technologies.

Sustainable Energy Sources: Alternatives to Natural Gas

America's ethanol producers are utilizing new technologies that will reduce the consumption of natural resources like natural gas. These technologies not only make ethanol production that much greener, but also help producers limit their exposure to volatile energy markets.

Solid Waste Fuel Boiler for Steam

POET Biorefining — Chancellor is installing a solid waste fuel boiler that will allow the facility to double its ethanol production without increasing its use of fossil fuels. Partnering with a local company, this South Dakota biorefinery will use between 150 and 350 tons of wood waste per day to power the production of 100 million gallons of ethanol annually.

Manure Gasification

Panda Ethanol is constructing a 100 million gallon per year biorefinery in Hereford, Texas that will gasify some one billion pounds of cattle manure annually to power the facility. The manure will be introduced into a bubbling sand bed which is maintained at a relatively low temperature. As the heat accelerates the decomposition of the manure, the organic material releases a synthetic gas which rises to the top of the fluid bed combustor and is then burned off.



Cellulose Ethanol: Next Generation Feedstocks

Building upon the strong foundation grain-based ethanol technology has provided, the U.S. ethanol industry is rapidly developing and expanding the basket of feedstocks available for ethanol production.

The conversion of feedstocks like corn stover, corn fiber and corn cobs will be the “bridge technology” that leads the industry to the conversion of other cellulosic feedstocks and energy crops such as wheat straw, switchgrass, miscanthus, and fast-growing trees, to name a few. Even the garbage, or municipal solid waste, Americans throw away today will be a future source of ethanol.

While the technology to produce cellulosic ethanol exists, commercialization remains a question of economics. The capital investment necessary to build cellulosic ethanol facilities is significantly more than that of grain-based facilities. Those costs will, of course, come down once the first few facilities are built, the efficiency of the process improves, and the technology continues to advance.



Partnering with the Department of Energy, six U.S. ethanol producers are aggressively moving forward to commercialize cellulosic ethanol technology.

ABENGOA BIOENERGY

Location: Kansas

Highlights: will produce 11.4 million gallons of ethanol annually from corn stover and other agricultural wastes and enough energy to power the facility, with the excess being used to power the adjacent corn dry grind mill

ALICO, INC.

Location: LaBelle, Florida

Highlights: will produce 13.9 million gallons of ethanol a year from yard and vegetative waste as well as generate 6,255 kilowatts of electric power

BLUEFIRE ETHANOL, INC.

Location: Southern California

Highlights: will produce about 19 million gallons of ethanol annually from organic municipal solid waste and be sited on an existing landfill

POET BIOENERGY

Location: Emmetsburg, Iowa

Highlights: will produce 125 million gallons of ethanol annually from corn fiber and stover as well as the kernel itself

IOGEN

Location: Shelley, Idaho

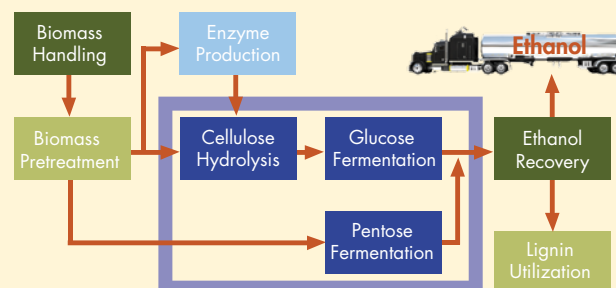
Highlights: will produce 18 million gallons of ethanol annually from agricultural residues like wheat and barley straw

RANGE FUELS

Location: Soperton, Georgia (under construction)

Highlights: will produce about 40 million gallons of ethanol annually and 9 million gallons per year of methanol from wood residues

PRODUCTION OF ETHANOL FROM CELLULOSIC BIOMASS



One way to produce cellulosic ethanol is through enzymatic conversion (pictured above). Other methods may include acid hydrolysis and gasification.

CHANGING THE CLIMATE

“The good news is, we have everything we need now to respond to the challenge of global warming. We have all the technologies we need, more are being developed, and as they become available and become more affordable when produced in scale, they will make it easier to respond. But we should not wait, we cannot wait, we must not wait.”

Al Gore, Nobel Peace Prize Laureate, National Sierra Club Convention, September 9, 2005

More than two years ago, a report presented to the United Nations' Committee on Agriculture anticipated a significant switch from a fossil fuel to a bioenergy-based economy would benefit not only the rural poor but also the whole planet, since biofuels can help mitigate climate change. As the latest Nobel Peace Prize Laureates remind us, global warming is a pressing challenge that needs to be addressed without further delay, but we have the tools we need.

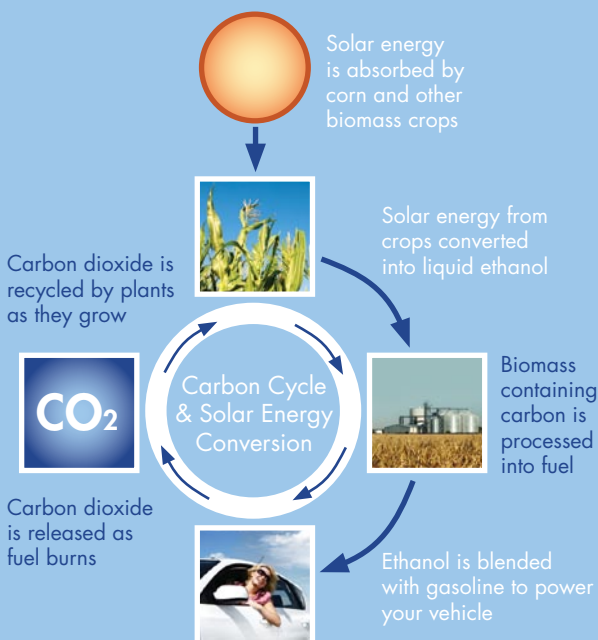
Ethanol is one such tool that is readily available and is a logical first step in beginning the difficult work of addressing global climate change. As a renewable fuel, greater use of ethanol will help reduce carbon dioxide (CO₂) emissions from America's automotive fleet and start to move our nation away from its dependence on fossil fuels.

Ethanol Helps Reduce Greenhouse Gas Emissions:

Using ethanol in place of gasoline helps to reduce CO₂ and other greenhouse gas (GHG) emissions by up to 29% given today's technology. Because ethanol is made from renewable, plant-based feedstocks, the CO₂ released during a vehicle's fuel combustion is "recycled" by the plant as it grows (photosynthesis). New technologies, additional feedstocks, and higher blends of ethanol including E85 all promise greater reductions in GHG emissions.

The production and use of 6.5 billion gallons of ethanol in the U.S. reduced CO₂-equivalent greenhouse gas (GHG) emissions by approximately 10.1 million tons in 2007, the equivalent of removing more than 1.5 million cars from America's roadways.

Source: GREET 1.7 model



Source: Renewable Fuels Association

Ethanol and Water: An Ever-Improving Relationship

Water is required to produce most of the energy we consume. For example, a gallon of gasoline is estimated to take anywhere from 2.5 to 8 gallons of water to produce. As traditional sources of oil are depleted, nontraditional sources like Canadian tar sands will gain in popularity. While this process emits up to three times the greenhouse gases as traditional oil extraction, it also requires a tremendous amount of fresh water from local waterways. In addition, the process is so toxic that the majority of water used is held indefinitely because it is unsafe to release back into the environment.

The use of all natural resources, including water, in ethanol production is an issue the U.S. ethanol industry takes very seriously. That is why ethanol producers are researching ways to reduce water use in ethanol production. Those efforts are paying off. As a 2007 National Academy of Sciences report noted, “consumptive use of water is declining as ethanol producers increasingly incorporate water recycling and develop new methods of converting feedstocks to fuels that increase energy yields while reducing water use.”

Important Water Facts

- ▶ 3 gallons of water are required to produce a gallon of ethanol.
- ▶ 2-2.5 gallons of water are required to produce a gallon of gasoline, which is similar to that of ethanol (3 gallons). Some estimates suggest as much as 8 gallons of water are needed to refine a gallon of gasoline.
- ▶ 4 gallons of water are needed to produce a pound of hamburger.
- ▶ 11.6 gallons of water are needed to produce one pound of chicken.
- ▶ A typical 40 MGY ethanol plant uses an amount of water daily that is equivalent to the daily water use of a standard 18-hole golf course.
- ▶ 3/5 gallon of water is required per kilowatt hour at a coal fired power plant (1 kWh is required for a 100 watt light bulb to burn for 10 hours).
- ▶ 3/4 of a gallon of water is required per kilowatt hour at a nuclear power plant.
- ▶ The average American home uses 107,000 gallons of water per year.
- ▶ 300 million gallons of water are needed to produce a single day's supply of U.S. newsprint.

Source: U.S. Geological Survey, National Renewable Energy Laboratory



Chicago Climate Exchange

The RFA is proud to be an Associate Member of the Chicago Climate Exchange (CCX). In alignment with RFA's advocacy of the environmental benefits of ethanol production and use and as a CCX Member, the RFA has made a voluntary but legally binding commitment to report and offset 100% of its carbon footprint.

U.S. FUEL ETHANOL INDUSTRY BIOREFINERIES AND PRODUCTION CAPACITY

Company	Location	Feedstock	Current Capacity (mgy)	Under Construction/Expansions (mgy)
Abengoa Bioenergy Corp.	York, NE	Corn/milo	55	
	Colwich, KS		25	
	Portales, NM		30	
	Ravenna, NE		88	
Aberdeen Energy*	Mina, SD	Corn		100
Absolute Energy, LLC*	St. Ansgar, IA	Corn		100
ACE Ethanol, LLC	Stanley, WI	Corn	41	
Adkins Energy, LLC*	Lena, IL	Corn	40	
Advanced Bioenergy	Fairmont, NE	Corn	100	
AGP*	Hastings, NE	Corn	52	
Agri-Energy, LLC*	Luverne, MN	Corn	21	
Al-Corn Clean Fuel*	Claremont, MN	Corn	35	15
Amaizing Energy, LLC*	Denison, IA	Corn	48	
	Atlantic, IA	Corn		110
Archer Daniels Midland	Decatur, IL	Corn	1,070	550
	Cedar Rapids, IA	Corn		
	Clinton, IA	Corn		
	Columbus, NE	Corn		
	Marshall, MN	Corn		
	Peoria, IL	Corn		
	Wallhalla, ND	Corn/barley		
Arkalon Energy, LLC	Liberal, KS	Corn	110	
Aventine Renewable Energy, LLC	Pekin, IL	Corn	207	226
	Aurora, NE	Corn		
	Mt. Vernon, IN	Corn		
Badger State Ethanol, LLC*	Monroe, WI	Corn	48	
Big River Resources, LLC*	West Burlington, IA	Corn	52	
BioFuel Energy - Pioneer Trail Energy, LLC	Wood River, NE	Corn		115
BioFuel Energy - Buffal Lake Energy, LLC	Fairmont, MN	Corn		115
Blue Flint Ethanol	Underwood, ND	Corn	50	
Bonanza Energy, LLC	Garden City, KS	Corn/milo	55	
Bushmills Ethanol, Inc.*	Atwater, MN	Corn	40	
Calgren	Pixley, CA	Corn		55
Cardinal Ethanol	Harrisville, IN	Corn		100
Cargill, Inc.	Blair, NE	Corn	85	
	Eddyville, IA	Corn	35	
Cascade Grain	Clatskanie, OR	Corn		108
Castle Rock Renewable Fuels, LLC	Necedah, WI	Corn		50
Celunol	Jennings, LA	Sugar cane bagasse		1.5
Center Ethanol Company	Sauget, IL	Corn		54
Central Indiana Ethanol, LLC	Marion, IN	Corn	40	
Central MN Ethanol Coop*	Little Falls, MN	Corn	21.5	
Chief Ethanol	Hastings, NE	Corn	62	
Chippewa Valley Ethanol Co.*	Benson, MN	Corn	45	
Cilion Ethanol	Keyes, CA	Corn		50
Commonwealth Agri-Energy, LLC*	Hopkinsville, KY	Corn	33	
Corn, LP*	Goldfield, IA	Corn	50	
Corn Plus, LLP*	Winnebago, MN	Corn	44	
Cornhusker Energy Lexington, LLC	Lexington, NE	Corn	40	

Coshoctan Ethanol, OH	Coshoctan, OH	Corn		60
Dakota Ethanol, LLC*	Wentworth, SD	Corn	50	
DENCO, LLC	Morris, MN	Corn	21.5	
E Energy Adams, LLC	Adams, NE	Corn	50	
E Caruso (Goodland Energy Center)	Goodland, KS	Corn		20
East Kansas Agri-Energy, LLC*	Garnett, KS	Corn	35	
Elkhorn Valley Ethanol, LLC	Norfolk, NE	Corn	40	
ESE Alcohol Inc.	Leoti, KS	Seed corn	1.5	
Ethanol Grain Processors, LLC	Obion, TN	Corn		100
First United Ethanol, LLC (FUEL)	Mitchell Co., GA	Corn		100
Front Range Energy, LLC	Windsor, CO	Corn	40	
Gateway Ethanol	Pratt, KS	Corn	55	
Glacial Lakes Energy, LLC*	Watertown, SD	Corn	100	
Global Ethanol/Midwest Grain Processors	Lakota, IA	Corn	95	
	Riga, MI	Corn	57	
Golden Cheese Company of California*	Corona, CA	Cheese whey	5	
Golden Grain Energy, LLC*	Mason City, IA	Corn	110	50
Golden Triangle Energy, LLC*	Craig, MO	Corn	20	
Grand River Distribution	Cambria, WI	Corn		40
Grain Processing Corp.	Muscatine, IA	Corn	20	
Granite Falls Energy, LLC*	Granite Falls, MN	Corn	52	
Greater Ohio Ethanol, LLC	Lima, OH	Corn		54
Green Plains Renewable Energy	Shenandoah, IA	Corn	50	
	Superior, IA	Corn		50
Hawkeye Renewables, LLC	Iowa Falls, IA	Corn	105	
	Fairbank, IA	Corn	115	
	Menlo, IA	Corn		100
	Shell Rock, IA	Corn		110
Heartland Corn Products*	Winthrop, MN	Corn	100	
Heartland Grain Fuels, LP*	Aberdeen, SD	Corn	9	
	Huron, SD	Corn	12	18
Heron Lake BioEnergy, LLC	Heron Lake, MN	Corn		50
Holt County Ethanol	O'Neill, NE	Corn		100
Husker Ag, LLC*	Plainview, NE	Corn	26.5	
Idaho Ethanol Processing	Caldwell, ID	Potato Waste	4	
Illinois River Energy, LLC	Rochelle, IL	Corn	50	
Indiana Bio-Energy	Bluffton, IN	Corn		101
Iroquois Bio-Energy Company, LLC	Rensselaer, IN	Corn	40	
KAAPA Ethanol, LLC*	Minden, NE	Corn	40	
Kansas Ethanol, LLC	Lyons, KS	Corn		55
Land O' Lakes*	Melrose, MN	Cheese whey	2.6	
Levelland/Hockley County Ethanol, LLC	Levelland, TX	Corn		40
Lifeline Foods, LLC	St. Joseph, MO	Corn	40	
Lincolnland Agri-Energy, LLC*	Palestine, IL	Corn	48	
Lincolnway Energy, LLC*	Nevada, IA	Corn	50	
Little Sioux Corn Processors, LP*	Marcus, IA	Corn	52	
Marquis Energy, LLC	Hennepin, IL	Corn		100
Marysville Ethanol, LLC	Marysville, MI	Corn		50
Merrick & Company	Golden, CO	Waste beer	3	
MGP Ingredients, Inc.	Pekin, IL	Corn/wheat starch	78	
	Atchison, KS	Corn		
Mid America Agri Products/Wheatland	Madrid, NE	Corn		44
Mid-Missouri Energy, Inc.*	Malta Bend, MO	Corn	45	

Midwest Renewable Energy, LLC	Sutherland, NE	Corn	25	
Minnesota Energy*	Buffalo Lake, MN	Corn	18	
NEDAK Ethanol	Atkinson, NE	Corn		44
New Energy Corp.	South Bend, IN	Corn	102	
North Country Ethanol, LLC*	Rosholt, SD	Corn	20	
Northeast Biofuels	Volney, NY	Corn		114
Northwest Renewable, LLC	Longview, WA	Corn		55
Otter Tail Ag Enterprises	Fergus Falls, MN	Corn		57.5
Pacific Ethanol	Madera, CA	Corn	40	
	Boardman, OR	Corn	40	
	Burley, ID	Corn		50
	Stockton, CA	Corn		50
Panda Ethanol	Hereford, TX	Corn/milo		115
Parallel Products	Louisville, KY	Beverage waste	5.4	
	R. Cucamonga, CA			
Patriot Renewable Fuels, LLC	Annawan, IL	Corn		100
Penford Products	Cedar Rapids, IA	Corn		45
Phoenix Biofuels	Goshen, CA	Corn	25	
Pinal Energy, LLC	Maricopa, AZ	Corn	55	
Pine Lake Corn Processors, LLC*	Steamboat Rock, IA	Corn	20	
Plainview BioEnergy, LLC	Plainview, TX	Corn		100
Platinum Ethanol, LLC*	Arthur, IA	Corn		110
Plymouth Ethanol, LLC*	Merrill, IA	Corn		50
POET	Sioux Falls, SD		1,208	327
	Alexandria, IN	Corn		#
	Ashton, IA	Corn		
	Big Stone, SD	Corn		
	Bingham Lake, MN	Corn		
	Caro, MI	Corn		
	Chancellor, SD	Corn		
	Coon Rapids, IA	Corn		
	Corning, IA	Corn		
	Emmetsburg, IA	Corn		
	Fostoria, OH	Corn		#
	Glenville, MN	Corn		
	Gowrie, IA	Corn		
	Groton, SD	Corn		
	Hanlontown, IA	Corn		
	Hudson, SD	Corn		
	Jewell, IA	Corn		
	Laddonia, MO	Corn		
	Lake Crystal, MN	Corn		
	Leipsic, OH	Corn		
	Macon, MO	Corn		
	Marion, OH	Corn		#
	Mitchell, SD	Corn		
	North Manchester, IN	Corn		#
	Portland, IN	Corn		
	Preston, MN	Corn		
	Scotland, SD	Corn		
Prairie Horizon Agri-Energy, LLC	Phillipsburg, KS	Corn	40	
Quad-County Corn Processors*	Galva, IA	Corn	27	
Range Fuels	Soperton, GA	Wood waste		20

Red Trail Energy, LLC	Richardton, ND	Corn	50	
Redfield Energy, LLC *	Redfield, SD	Corn	50	
Reeve Agri-Energy	Garden City, KS	Corn/milo	12	
Renew Energy	Jefferson Junction, WI	Corn	130	
Renova Energy	Torrington, WY	Corn	5	
	Hayburn, ID	Corn		20
Siouxland Energy & Livestock Coop*	Sioux Center, IA	Corn	60	
Siouxland Ethanol, LLC	Jackson, NE	Corn	50	
Southwest Iowa Renewable Energy, LLC *	Council Bluffs, IA	Corn		110
Sterling Ethanol, LLC	Sterling, CO	Corn	42	
Tate & Lyle	Loudon, TN	Corn	67	38
	Ft. Dodge, IA	Corn		105
The Andersons Albion Ethanol LLC	Albion, MI	Corn	55	
The Andersons Clymers Ethanol, LLC	Clymers, IN	Corn	110	
The Andersons Marathon Ethanol, LLC	Greenville, OH	Corn		110
Tharaldson Ethanol	Casselton, ND	Corn		110
Trenton Agri Products, LLC	Trenton, NE	Corn	40	
United Ethanol	Milton, WI	Corn	52	
United WI Grain Producers, LLC*	Friesland, WI	Corn	49	
US BioEnergy Corp.	Albert City, IA	Corn	310	440
	Woodbury, MI	Corn		
	Hankinson, ND	Corn		#
	Central City, NE	Corn		#
	Ord, NE	Corn		
	Dyersville, IA	Corn		#
	Janesville, MN	Corn		#
	Marion, SD	Corn		
Ulrica Energy, LLC	Oshkosh, WI	Corn	48	
VeraSun Energy Corporation	Aurora, SD	Corn	560	330
	Ft. Dodge, IA	Corn		
	Albion, NE	Corn		
	Charles City, IA	Corn		
	Linden, IN	Corn		
	Welcome, MN	Corn		#
	Hartely, IA	Corn		#
	Bloomington, OH	Corn		#
Western New York Energy, LLC	Shelby, NY	Corn	50	
Western Plains Energy, LLC*	Campus, KS	Corn	45	
Western Wisconsin Renewable Energy, LLC*	Boyceville, WI	Corn	40	
White Energy	Hereford, TX	Corn/Milo	100	
	Russell, KS	Milo/wheat starch	48	
Wind Gap Farms	Baconton, GA	Brewery waste	0.4	
Xethanol BioFuels, LLC	Blairstown, IA	Corn	5	
Yuma Ethanol	Yuma, CO	Corn	40	
Total Current Capacity at 139 ethanol biorefineries			7,888.4	
Total Under Construction (61)/Expansions (7)				5,536.0
Total Capacity			13,424.4	

* locally-owned

plant under construction

Updated: January 2008

A ROADMAP TO A NEW ENERGY FUTURE

On December 19, 2007, President George W. Bush signed into law the Energy Independence and Security Act (EISA) of 2007. Central to this legislation was an expansion of the Renewable Fuels Standard (RFS), first enacted into law as part of the Energy Policy Act of 2005.

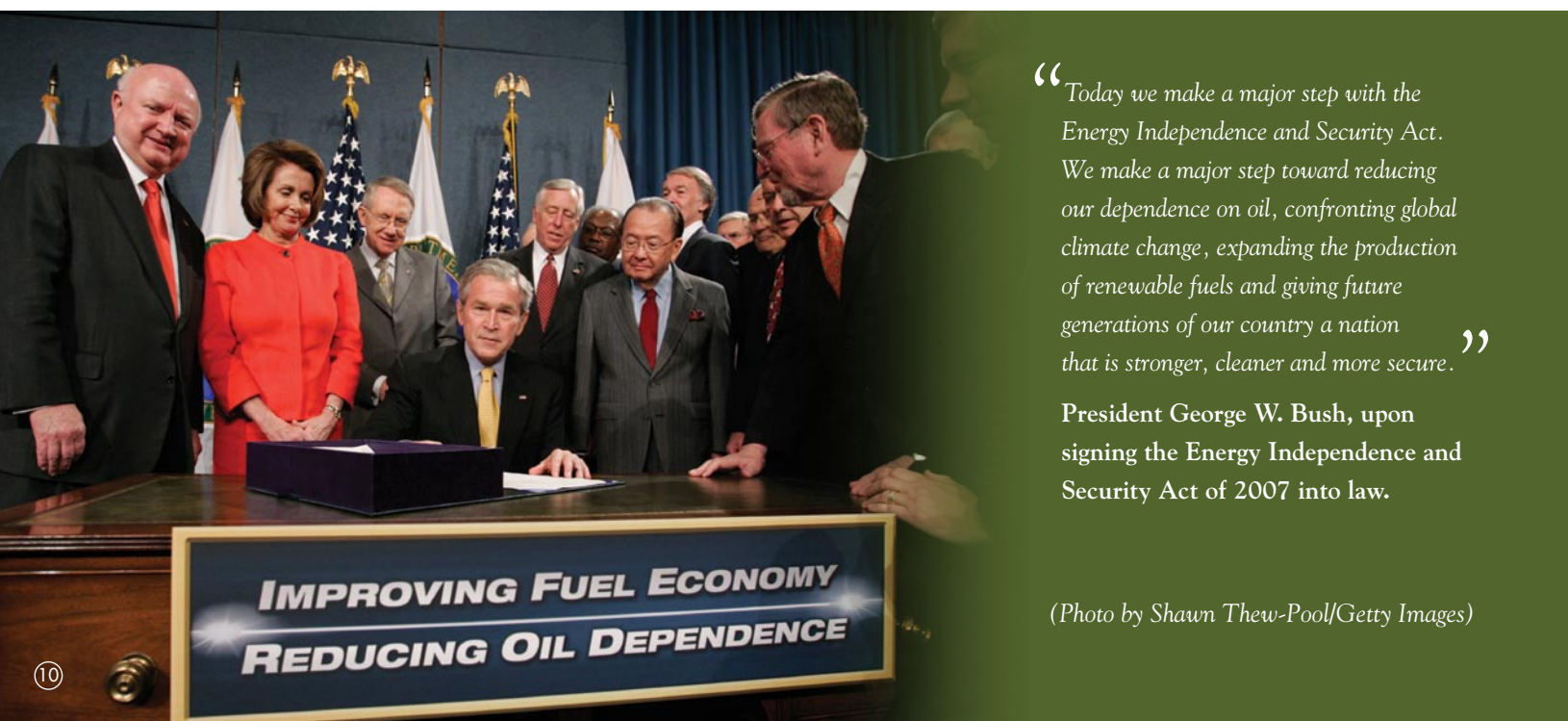
For the first time, America has a forward-looking energy roadmap that begins the hard work necessary to make our energy future more stable and secure. Increasing the use of renewable fuels is the most logical and immediately available step that can be taken to reduce our dependence on foreign oil and begin to mitigate the impacts of global climate change.

The expansion of the RFS requires the use of 36 billion gallons of renewable fuels annually by 2022. The original RFS called for 7.5 billion gallons of annual use by 2012. Significantly, the RFS requires that 21 billion gallons of the standard must come from advanced biofuels, including a requirement that 16 billion gallons come from cellulosic ethanol by 2022.

This legislation provides an historic opportunity for our domestic ethanol industry to demonstrate and live up to its full potential.

NEW RENEWABLE FUELS STANDARD SCHEDULE

Year	Renewable Biofuel	Advanced Biofuel	Cellulosic Biofuel	Biomass-based Diesel	Undifferentiated Advanced Biofuel	Total RFS
2008	9.0					9.0
2009	10.5	.6		.5	0.1	11.1
2010	12	.95	.1	.65	0.2	12.95
2011	12.6	1.35	.25	.8	0.3	13.95
2012	13.2	2	.5	1	0.5	15.2
2013	13.8	2.75	1		1.75	16.55
2014	14.4	3.75	1.75		2	18.15
2015	15	5.5	3		2.5	20.5
2016	15	7.25	4.25		3.0	22.25
2017	15	9	5.5		3.5	24
2018	15	11	7		4.0	26
2019	15	13	8.5		4.5	28
2020	15	15	10.5		4.5	30
2021	15	18	13.5		4.5	33
2022	15	21	16		5	36



“Today we make a major step with the Energy Independence and Security Act. We make a major step toward reducing our dependence on oil, confronting global climate change, expanding the production of renewable fuels and giving future generations of our country a nation that is stronger, cleaner and more secure.”

President George W. Bush, upon signing the Energy Independence and Security Act of 2007 into law.

(Photo by Shawn Thew-Pool/Getty Images)

The Voice of the Ethanol Industry in Washington

Congressional committee hearings are an important part of the legislative process. As such, the RFA is honored to represent the U.S. ethanol industry before committees in both the House and the Senate. In support of the industry and passage of the new energy bill, RFA staff and a number of RFA member companies testified before various congressional committees on a wide range of topics that impact the future success of the U.S. ethanol industry.

“*[The EISA of 2007] makes a major commitment to homegrown biofuels, sending our energy dollars to the Midwest, not the Middle East. It sets our nation on a new course – a new direction for energy security.*”

Speaker of the House Nancy Pelosi, upon final House passage of H.R. 6, the Energy Independence and Security Act of 2007.



RFA BEFORE CONGRESS

January 10	Senate Committee on Agriculture, Nutrition and Forestry
January 30	House Science and Technology Committee
April 12	Senate Energy and Natural Resources Committee
April 19	House Ways and Means Subcommittee on Select Revenue Measures
May 3	House Small Business Committee
May 8	House Energy and Commerce Committee Subcommittee on Energy and Air Quality
May 23	Joint Economic Committee
June 7	House Energy and Commerce Committee Subcommittee on Energy and Air Quality
June 14	House Science and Technology Committee
June 20	House Small Business Committee
June 21	Senate Passes CLEAN Energy Act
August 4	House passes the New Direction for Energy Independence, National Security, and Consumer Protection Act
October 24	House Select Committee on Energy Independence and Global Warming
December 6	House passes Energy Independence and Security Act (EISA) of 2007
December 13	Final Senate passage of the EISA of 2007
December 18	Final House passage of EISA of 2007
December 19	President Bush signs EISA of 2007 into law

Economic Impacts of 36 Billion Gallon RFS (2007 dollars)

- ▶ Add more than \$1.7 trillion to the Gross Domestic Product between 2008 and 2022;
- ▶ Generate an additional \$436 billion of household income for all Americans between 2008 and 2022;
- ▶ Support the creation of as many as 1.1 million new jobs in all sectors of the economy by 2022;
- ▶ Generate \$209 billion in new Federal tax receipts; and,
- ▶ Improve America’s energy security by displacing 11.3 billion barrels of crude oil between 2008 and 2022 and reduce the outflow of dollars to foreign oil producers by \$817 billion between 2008 and 2022.

Source: *Economic Impact of the Energy Independence and Security Act of 2007*, John M. Urbanchuk, Director, LECG LLC, January 2008.

PROVIDING ECONOMIC OPPORTUNITY

The development and growth of the U.S. ethanol industry continued to be a bright spot in an otherwise darkening economic landscape in 2007. The production of an estimated 6.5 billion gallons of ethanol helped create new jobs, spur increased economic activity and provide opportunity to individuals and businesses on Main Street as well as Wall Street.

Contributions to the Economy by the U.S. Ethanol Industry: 2007

The combination of spending for annual operations, ethanol transportation, and capital spending for new plants under construction added \$47.6 billion to the nation's Gross Domestic Product (GDP) in 2007.

Moreover, the production of ethanol put an additional \$12.3 billion into the pockets of American consumers in 2007.

Source: "Contribution of the Ethanol Industry to the Economy of the United States," IECG, LLC, February 2008.

What Ethanol Means to Local Communities

While the national economic impact of ethanol production is impressive, small and rural communities with ethanol facilities nearby see a much more dramatic economic boost.

In 2007, an average 100 million gallon per year ethanol biorefinery provided the following economic benefits to the local economy:

- ▶ The goods and services bought and sold as a result of the operation of the ethanol biorefinery added \$367 million to the local Gross Domestic Product (GDP).
- ▶ The economic activity resulting from the ethanol biorefinery helped create more than 2,400 new jobs across all sectors of the economy. Those include 50 at the biorefinery itself and more than 1,300 in the agricultural sector.
- ▶ The increase in good paying jobs as a result of the ethanol biorefinery boosted local household incomes by more than \$100 million.

Source: "Contribution of the Ethanol Industry to the Economy of the United States," IECG, LLC, February 2008.



Creating Employment Opportunity

The expansion of the U.S. ethanol industry is helping create job opportunities for hundreds of thousands of Americans from all walks of life. From the scientists who develop the technologies that are improving ethanol production efficiency to the engineers who build the biorefineries to the accountants, plant managers, and others who keep the facilities running, a growing ethanol industry is opening up new fields of employment for seasoned professionals and recent college graduates alike. At a time of alarming outsourcing of American jobs, the U.S. ethanol industry is a shining example of the new energy economy that is developing.

Ethanol Employment Opportunities:

- ▶ The increase in economic activity resulting from ongoing production and construction of new capacity supported the creation of 238,541 jobs in all sectors of the economy during 2007.
- ▶ These include more than 46,000 jobs in America's manufacturing sector – American jobs making ethanol from grain produced by American farmers.

Source: "Contribution of the Ethanol Industry to the Economy of the United States," LECCG, LLC, February 2008.

Paying As You Go

The ethanol industry more than paid for itself in 2007. The combination of increased GDP and higher household income generated an estimated \$4.6 billion in tax revenue for the federal government and nearly \$3.6 billion of additional tax revenue for state and local governments. Assuming that all of the 6.5 billion gallons produced during 2007 were marketed, the estimated cost of the two major Federal incentives in 2007, the VEETC and the Small Ethanol Producer Tax Credit, totaled \$3.4 billion. Consequently, the ethanol industry generated a surplus of \$1.2 billion for the Federal treasury.

Source: "Contribution of the Ethanol Industry to the Economy of the United States," LECCG, LLC, February 2008.

QUICK FACT

They Said It: William D. Nordhaus and Kenneth Rogoff, professors of economics at Yale and Harvard, respectively, told the *Washington Post* that oil prices going from \$80 to \$100 a barrel has the same impact on the economy as a \$150 billion tax increase.

Source: "Stimulus Unlikely to Counter Rise in Oil Prices," *Washington Post*, January 2008.

Future Face of the Ethanol Industry

In the spring of 2008, the RFA and the National FFA Organization will be unveiling a new curriculum designed to educate high school students about the career opportunities ethanol production offers. Encouraging high school students to pursue college degrees in engineering, math and science will ensure that a capable future workforce will exist to bring about the exciting evolutions needed to realize the full promise of a robust domestic renewable fuels industry.



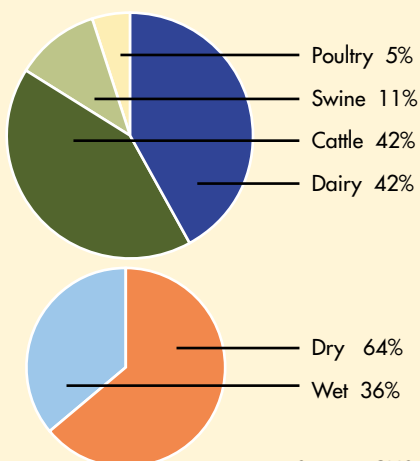
SHIFTING THE FOCUS OF AGRICULTURE: FOOD AND FUEL

The productivity of the American farmer is second to none in history. For generations, American farmers have fed the world and today they are also helping renewably fuel our nation. In 2007, farmers produced more than 13 billion bushels of corn, an all-time record. During the same period, ethanol production consumed approximately 2.3 billion bushels, or nearly 18 percent of the total 2007 production.

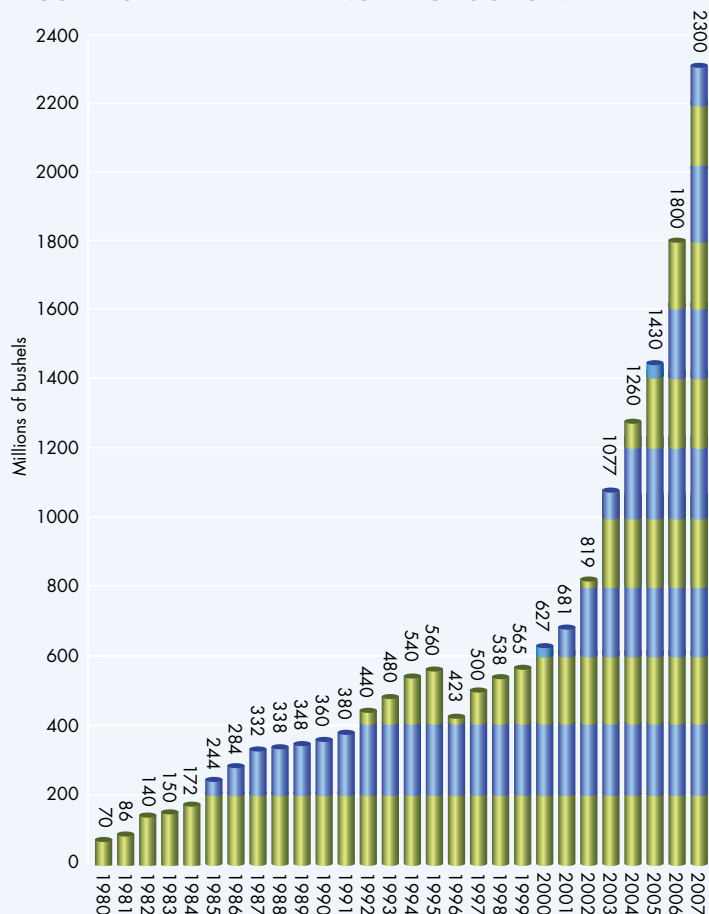
More than Fuel

Ethanol production is about more than just a renewable fuel. Through improving technologies, ethanol producers are more effectively utilizing the entire kernel of corn. They are increasing ethanol yields while also enhancing the quality of their feed co-product, distillers grains. Marketed both in dry and wet form, distillers grains are a high value, nutrient rich livestock feed. In 2007, the U.S. ethanol industry produced 14.6 million metric tons of distillers grains for livestock markets here and abroad. Distillers grains are an important co-product of ethanol production as they return protein and other nutrients contained in corn kernels back to feed markets.

2007 NORTH AMERICAN DISTILLERS GRAINS CONSUMPTION



CORN UTILIZED IN ETHANOL PRODUCTION



Source: National Corn Growers Association/RFA

QUICK FACT

Kernel of Knowledge: A bushel of corn used in the dry grind ethanol process yields 2.8 gallons of ethanol, 17 pounds of carbon dioxide, and 16 pounds of distillers grains.



The Truth About Ethanol and Food Prices

Coinciding with growing ethanol demand, prices Americans are paying for food have also risen. However, numerous statistical analyses have proven that the price of oil – not corn prices or ethanol production – has the greatest impact on consumer food prices because oil is integral to virtually every phase of food production from processing to packaging to transportation.

A December 2007 report from Informa Economics definitively demonstrates that the role of corn prices and ethanol production in rising food prices is minimal at best. The report notes that packaging, processing, labor and other activities unrelated to agricultural products have the most impact on consumer food prices. According to the findings:

- ▶ Only 4% of the change in the food CPI (Consumer Price Index) is explained by fluctuations in nearby corn futures prices, even when the corn price is lagged to allow for the effects to work.
- ▶ The “farm value” of commodity raw materials used in foods accounts for 19% of total U.S. food costs, a proportion that has declined significantly from 37% in 1973.
- ▶ The so-called “marketing bill”—the portion of final food costs that excludes grains or other raw materials – has a higher correlation with the CPI for food than does corn.

- ▶ No single factor drives consumer food prices over time. That has also been true of the moderately higher-than-average inflation during the first three quarters of 2007. It is a complex and interrelated set of factors that contribute to food prices.

Clearly, while ethanol demand is providing American farmers a better value for their grain, it is not the sole culprit or even a major reason for rising food prices. Factors like \$100 per barrel of oil, record global demand for food and feed grains, and a weak U.S. dollar play more significant roles in determining consumer food prices than the price of corn or the growth of the U.S. ethanol industry.

QUICK FACT

A standard box of corn flakes contains approximately 10 ounces of corn, or about 1/90th of a bushel. Even when corn is priced at \$4 per bushel, that's less than a nickel's worth of corn.



A CHANGING GLOBAL CLIMATE

The growth of the ethanol industry around the world is equally as impressive as the growth the United States is seeing domestically. While traditional ethanol leaders like Brazil, Canada and the European Union continue to increase both the production and use of ethanol, new players in the global industry are beginning to emerge.

Nations like China, seeking solutions to the growing energy needs of its expanding population, are boosting ethanol production and looking for new feedstocks to fuel the industry's growth. Japan, historically only an importer of ethanol, is developing technology to use indigenous feedstocks like rice to produce ethanol domestically.

And countries like India, Australia, and the Philippines are looking to ethanol and other renewable fuels for a more sustainable energy future.

2007 WORLD FUEL ETHANOL PRODUCTION

In Millions of Gallons

U.S.A.	6498.6
Brazil	5019.2
European Union	570.3
China	486.0
Canada	211.3
Thailand	79.2
Colombia	74.9
India	52.8
Central America	39.6
Australia	26.4
Turkey	15.8
Pakistan	9.2
Peru	7.9
Argentina	5.2
Paraguay	4.7
Total	13,101.7

Source: F.O. Licht

GLOBAL ETHANOL BLENDING REQUIREMENTS

Brazil	All gasoline must contain between 20 and 25% anhydrous ethanol. Currently, the mandate is 23%.
Canada	By 2010, 5% of all motor vehicle fuel must be ethanol or biodiesel.
France	Set target rates for incorporation of biofuels into fossil fuels (by energy content). Calls for 5.75% in 2008, increasing to 10% in 2010.
Germany	Mandates 8% energy content in motor fuels by 2015, 3.6% coming from ethanol.
Lithuania	Gasoline must contain 7-15% ETBE. The ETBE must be 47% ethanol.
Poland	Mandatory "National Biofuel Goal Indicators" calling for biofuels to represent a set percentage of total transportation fuel use. 2008's standard is 3.45%, on an energy content basis.
Argentina	Requires the use of 5% ethanol blends by 2010.
Thailand	Gasoline in Bangkok must be blended with 10% ethanol.
India	Requires 5% ethanol in all gasoline.
China	Five Chinese provinces require 10% ethanol blends – Heilongjian, Jilin, Liaoning, Anhui, and Henan.
The Philippines	Requires 5% ethanol blends in gasoline beginning in 2008. The requirement expands to 10% in 2010.
Bolivia	Expanding ethanol blends to 25% over the next five years. Current blend levels are at 10%.
Colombia	Requires 10% ethanol blends in cities with populations over 500,000.
Venezuela	Phasing in 10% ethanol blending requirement.

2007 U.S. ETHANOL IMPORTS

Country	Total Gallons (Through Nov. 2007)
Brazil	188,825,960
Jamaica	75,193,188
El Salvador	73,280,595
Trinidad & Tobago	42,738,552
Costa Rica	39,359,298
Canada	5,382,504
China	1,468,844
Total	426,248,940
RFA estimate for 2007	450,000,000

Source: International Trade Commission (ITC)

HISTORIC U.S. ETHANOL IMPORTS

	2002	2003	2004	2005	2006
MGY	45.5	60.9	159.9	135.5	653.3

Source: Jim Jordan & Assoc./International Trade Commission

ENERGY SECURITY IS NATIONAL SECURITY

The seemingly unabated rise in world crude oil prices, the continued unrest in oil producing regions of the world, and the increasingly hostile rhetoric from leaders in oil rich nations further underscore the need for greater energy security.

Energy Security = Economic, National Security

With the rise of oil prices above \$100 a barrel, the impact of our dependence on imported oil takes on greater importance. The U.S. imports 12.5 million barrels of oil a day, costing the economy hundreds of billions of dollars annually. By increasing the use of renewable alternatives like ethanol, our nation can begin dramatically reducing our reliance on foreign oil and the economic price tag it carries.

By displacing hundreds of millions of barrels of imported oil, the increasing reliance on domestically-produced ethanol is making available billions of dollars for investment in domestic renewable energy technologies. Before the increased use of ethanol, that money was flowing into the pockets of oil barons around the globe, transferring the wealth of Americans to nations like Saudi Arabia and Kuwait.

The displacement of 228 million barrels of oil in 2007 saved Americans \$16.5 billion. That is an average of \$45 million a day.

Source: "Contribution of the Ethanol Industry to the Economy of the United States," IECG, LLC, February 2008.

Moreover, independent analysts suggest that the military cost of ensuring the free flow of oil from the Persian Gulf is tens of billions of dollars a year. Milton Copulos, President of the National Defense Council Foundation, estimates that the U.S. spends more than \$137 billion a year on military operations securing the safe delivery of oil from the Persian Gulf.

QUICK FACT

They Said It: Bear Stearns analyst Nicole Decker estimates that the 400,000 barrels of ethanol produced daily in 2007 could displace the gasoline output from 2-3 average oil refineries.

Source: Associated Press, January 2008.

The production and use of 6.5 billion gallons of ethanol in 2007 displaced the need for 228 million barrels of oil. That is more oil than the U.S. imported from Iraq and nearly half that from Venezuela in 2007.

Source: RFA, Energy Information Administration



RFA Prospective Producer Members

Absolute Energy, LLC www.absenergy.org
Advanced BioEnergy, LLC www.advancedbioenergy.com
AE Biofuels, Inc. www.aebiofuels.com
Alico Inc. www.alicoinc.com
Alpha Holdings, LLC www.alphaholdingsllc.com
Alternative Energy Sources, Inc. www.aensi.com
American Ethanol, Inc. www.americasethanol.com
BioEnergy International, LLC www.bioenergyllc.com
BioFuel Energy, LLC www.bfenergy.com
Bioverda US Holdings LLC www.ntr.ie
BlueFire Ethanol, Inc. www.bluefireethanol.com
Blue River Ethanol, LLC
Buckeye Ethanol, LLC
Buffalo Ridge Energy www.buffaloridgeenergy.com
Bunge North America www.bungenorthamerica.com
California Ethanol & Power, LLC www.californiaethanolpower.com
Cardinal Ethanol, LLC www.cardinalethanol.com
Cascade Grain Products, LLC www.cascadegrain.com
Central Bio-Energy, LLC www.centralbioenergy.com
Cilion www.cilion.com
Corn, LP www.cornlp.com
Didion Ethanol, LLC www.didionmilling.com
E85, Inc. www.e85.com
Earth Friendly Fuels, LLC www.earthfriendlyfuels.net
Empire Biofuels, LLC www.empiregreenbiofuels.com
Empire State Ethanol & Energy, LLC www.ese2.us
Ethanex Energy, Inc. www.ethanexenergy.com
Ethanol Grain Processors, LLC www.egpllc.com
First United Ethanol, LLC www.firstunitedethanol.com
Great Western Ethanol, LLC www.greatwesternethanol.com
Green Plains Renewable Energy, Inc. www.gpreethanol.com
Gulf Coast Ethanol, Inc.

GVE Management, Inc.
Harvest Biofuels LLC www.harvestbiofuels.net
Headwaters www.headwaters.com
Heron Lake BioEnergy, LLC www.heronlakebioenergy.com
High Plains Energy, Inc. www.hpenergyinc.com
Illini Bio-Energy, LLC www.illinibioenergy.com
Indiana Bio-Energy, LLC
Indiana Renewable Fuels, LLC www.indianarenewablefuels.com
Iogen Corp. www.iogen.ca
King & Taylor
Lozonoco Inc. www.lozonoco.com
Mid America Bio Energy & Commodities
Midwest Ethanol Producers LLC www.midwestethanol.com
North American Alcohols, Inc.
North Eastern Illinois Ethanol Developers LLC www.neiedethanol.com
Northern Ethanol Inc. www.northern-ethanol.com
Pacific West Energy, LLC www.pacificwestenergy.com
Panda Ethanol, Inc. www.pandaethanol.com
Patriot Renewable Fuels LLC www.patriotrenewablefuels.com
Penford Products Company www.penx.com
Permolux International LP www.permolux.com
Primesouth Inc. www.primesouth.biz
Range Fuels, Inc. www.rangefuels.com
Rawhide Management www.rawhideenergy.com
River/Gulf Energy, LLC www.rivergulfenergy.com
Rocky Mountain Ethanol, LLC
Sendero Matagorda Renewable Energy www.sendero.biz
Sumlin Holdings Inc.
Tharaldson Ethanol Plant I, LLC
US Canadian Biofuels, Inc. www.uscbiofuels.net
Verenium www.verenium.com
ZeaChem Inc. www.zeachem.com

RFA Supporting Members

Bemidji State University www.bemidjistate.edu
Buckeye Renewable Fuels Association
City of Alma (MI) www.ci.alma.mi.us
Clean Fleets Coalition
Coloradans for Clean Air
Colorado Farm Bureau www.colofb.com
Corn Marketing Program of Michigan www.micorn.org
DFI Group, Inc. www.dfigroup.com
Distillers Grains Technology Council www.distillersgrains.org
Downstream Alternatives
Dumas Economic Development Corp. www.dumasedc.org
Ethanol General Corporation
Ethanol Producers and Consumers www.ethanolmt.org
Florida International University -
Applied Research Center www.arc.fiu.edu
Illinois Corn Growers Association www.ilcorn.org
Illinois Institute for Rural Affairs www.iira.org
Indiana Biofuels Alliance www.inagribiz.org
Iowa Lakes Community College www.iowalakes.edu
Iowa State University www.iastate.edu
Jamestown/Stutsman Development Corp. www.growingjamestown.com
JETRO Houston www.jetro.org
Kansas Association of Ethanol Processors www.ethanolkansas.org
Maryland Grain Producers Utilization Board www.marylandgrain.com
Michigan State University -
Department of Agricultural Economics www.aec.msu.edu/agecon

Minnesota Department of Agriculture www.mda.state.mn.us
Mississippi State University -
Department of Forestry www.cfr.msstate.edu
Missouri Corn Growers Association www.mocorn.org
Morton College
National Corn-To-Ethanol Research Center www.ethanolresearch.com
Nebraska Corn Board www.nebraskacorn.org
Nebraska Public Power District www.ethanolsites.com
New Madrid County Port Authority www.newmadridcountypport.com
Northwest Missouri State University www.nwmissouri.edu
Ohio Corn Marketing Program www.ohiocorn.org
Regional Economic Development
District Initiatives (REDDI) www.reddionline.com
Renewable Fuels Australia www.renewablefuels.com.au
South Dakota Corn Growers Association www.sdcorn.org
Steele-Waseca Cooperative Electric www.swce.coop
Sugar Processing Research Institute (SPRI) www.spriinc.org
Texas Renewable Energy Industries Assn. www.treia.org
University of California -
Davis Desert Research and Extension Center www.ucdavis.edu
Virginia Clean Cities www.hrccc.org
Washington State University -
School of Economic Sciences www.ses.wsu.edu
Western Petroleum Company www.westernpetro.com
WestStart-CALSTART www.weststart.org
Wisconsin Pipe Trades Association www.wipipetrades.org

RFA Associate Members

AEP River Operations/MEMCO Barge Line www.memcobarage.com
AgCountry Farm Credit Services www.agcountry.com
AgStar Financial Services www.agstar.com
Aker Kvaerner www.akerkvaerner.com
Alfa Laval, Inc. www.alfalaval.com
Algenol Biofuels Inc. www.algenolbiofuels.com
American Railcar Industries www.americanrailcar.com
Anhydro/Dedert Corp. www.anhydro.com
Antioch International Inc. www.antioch-intl.com
Aon Risk Services www.aon.com
Barr Engineering Company www.barr.com
Barr-Rosin Inc. www.barr-rosin.com
BBI International www.bbibiobiofuels.com
BetaTec Hop Products www.barthhaasgroup.com
Bratney Companies www.bratney.com
Brown, Winick, Graves www.brownwinick.com
Byrne & Company Limited www.byrneld.com
Capital General Contractors www.capgencontractors.com
Ceres Inc. www.ceres.net
CF Industries www.cfindustries.com
CH2M Hill www.ch2m.com
Chapman & Cutler LLP www.chapman.com
Christianson & Associates, PLLP www.christiansoncpa.com
CHS Inc. www.chsinc.com
CME Group www.cmegroup.com
CoBank www.cobank.com
Codexis, Inc. www.codexis.com
Commodity Specialists Company www.csc-world.com
ConAgra Trade Group Inc. www.conagratradergroup.com
Consolidated Grain & Barge Co. www.cgb.com
CSX Transportation www.csx.com
CYC Construction, Inc. www.cycconstruction.com
Delta-T Corporation www.deltatcorp.com
Dorsey & Whitney www.dorseylaw.com
DSM www.dsm.com
DTN www.dtn.com
Eco-Energy, Inc. www.eco-energyinc.com
Ecovation, Inc. www.ecovation.com
Eisenmann Corporation www.eisenmann.com
Emerald Foam Control, LLC www.emeraldmaterials.com
Energy Products of Idaho www.energyproducts.com
ETH - BioEnergy Inc.
Ethanol Capital Management www.ethanolinvestments.com
Ethanol Products, LLC www.ethanolproducts.com
Ethanol Technology www.ethanoltech.com
Fagen, Inc. www.fageninc.com
Farm Credit Bank of Texas www.farmcreditbank.com
FCStone, LLC www.fcstone.com
Fermentis - S.I. Lesaffre www.fermentis.com
First National Bank www.fnbo.com
Ford Motor Company www.ford.com
Fredrikson & Byron, P.A. www.fredlaw.com
Fremont Industries, Inc. www.fremontind.com
Fulbright & Jaworski L.L.P. www.fulbright.com
Garratt-Callahan Co. www.gc.com
Gate Biofuels, LLC www.gatepetro.com
GATX Rail www.gatxrail.com
Genencor International, Inc. www.genencor.com
Grace Davison www.gracedavison.com
Greenberg Traurig, LLP www.gtlaw.com
Greene Holcomb & Fisher www.ghf.net
Greenfield Ethanol Inc. www.greenfielddethanol.com
Greenstock Resources, Inc. www.greenstock.net
Growmark, Inc. www.growmark.com
Harris Group Inc. www.harrisgroup.com
Hays Companies www.haysgroup.com
Hydro-Klean, Inc. www.hydro-klean.com
ICM, Inc. www.icminc.com
IMA Financial Group www.imacorp.com
Innospec Fuel Specialties www.innospecinc.com
Iowa Renewable Fuels Association www.iowarfa.org
J.C. Ramsdell Enviro Services, Inc. www.jcramsdell.com
Jackson-Briner, LLC
KATZEN International, Inc. www.katzen.com
Kenan Advantage Group, Inc. www.thekag.com
Kennedy and Coe, LLC www.kcoe.com
Kincannon & Reed www.krsearch.com
Kinder Morgan Inc. www.kindermorgan.com
Knutson Construction Services www.knutsonconstruction.com
Kutak Rock LLP www.kutakrock.com
Land O'Lakes Purina Feed, LLC www.lolfeed.com
Lansing Ethanol Services, LLC www.lansingtradegroup.com
Leonard, Street and Deinard www.leonard.com
Lignol Energy Corp www.lignol.ca
Lindquist & Vennum PLLP www.lindquist.com
Lubrizol Corporation www.lubrizol.com
Lurgi Inc. www.lurgipsi.com
Maize Processing Innovators, Inc. www.maizepi.com
Mascoma Corporation www.mascoma.com
McGladrey & Pullen www.mcgladrey.com
McGrath North Mullin & Kratz www.mcgrathnorth.com
McKinsey & Co. www.mckinsey.com
Mendel Biotechnology Inc. www.mendelbio.com
Michael Best & Friedrich, LLP www.michaelbest.com
Midwest Laboratories, Inc. www.midwestlabs.com
Milo Belle Consultants www.milobelle.com
Monsanto www.monsanto.com
Moore Stephens Frost Financial Group www.msffrost.com
Motiva Enterprises, LLC www.motivaenterprises.com
Murex, N.A., Ltd. www.murexLtd.com
Nalco Company www.nalco.com
National Corn Growers Association www.ncga.com
National Grain Sorghum Producers www.sorghumgrowers.com
Natural Resource Group www.nrginc.com
NewMech Companies, Inc. www.newmech.com
Nexen Marketing U.S.A. Inc. www.nexenmarketing.com
Noble Americas Corp. www.thisisnoble.com
North American Bioproducts Corp. www.na-bio.com
Novozymes North America, Inc. www.novozymes.com
NuStar Energy, L.P. www.nustarenergy.com
O2Diesel, Inc. www.o2diesel.com
OPW Fluid Transfer Group www.opwftg.com
Pavilion Technologies www.pavtech.com
Perdue Farms www.perdue.com
Pinnacle Engineering Inc. www.pineng.com
Pioneer, A DuPont Company www.pioneer.com
Praj Industries Ltd www.praj.net
Primafuel, Inc. www.primafuel.com
Provista Renewable Fuels Marketing www.provistafuels.com
PRX Geographic Inc. www.prxgeo.com
Pursuit Dynamics www.pursuitdynamics.com
QuantityWare GmbH www.quantityware.com
Renewable Products Marketing Group www.rpmgllc.com
Resonant Bio Sciences, LLC www.puremash.com
Ryan Companies US Inc. www.ryancompanies.com
Safety Management, Inc. www.safetymangementinc.com
SGS www.sgs.com/alternativefuels
Siemens Energy & Automation www.siemens.com
Sojitz Corporation of America www.sojitz.com
Sonora Fields S.A.P.I. DE C.V. www.sonorafields.com
Stanley Consultants, Inc. www.stanleygroup.com
Stoel Rives LLP www.stoel.com
Strongform www.strongform.net
SunEthanol, Inc. www.sunethanol.com
SunOpta BioProcess www.sunopta.com/bioprocess
Syngenta www.syngenta.com
Taurus Energy AB www.taurusenergy.eu
The Scoular Company www.scoluar.com
Third Inning Solutions www.thirdinningsolutions.com
Tombstone Energy Solutions LP
TransMontaigne Product Services www.transmontaigne.com
Transportation Fuels Consulting Inc.
TranSystems www.transystems.com
Tranter PHE, Inc. www.tranter.com
Trinity Rail Group www.trinityrail.com
U.S. Development Group www.us-dev.com
U.S. Energy Services www.usenergyservices.com
U.S. Water Services www.uswaterservices.com
Union Pacific Railroad www.up.com
Union Tank Car Company www.utlx.com
Vertical North America www.vertical.bz
Weaver and Tidwell, LLP www.weaverandtidwell.com
Weitz Industrial Services Group www.weitz.com
Wells Fargo Securities, LLC www.wellsfargo.com
Western Biofuels Company, LLC
Wilson Sonsini Goodrich & Rosati www.wsg.com
Woods & Aitken LLP www.woodsaitken.com



Renewable Fuels Association

As the national trade association for the U.S. fuel ethanol industry, the Renewable Fuels Association (RFA) has been the “Voice of the Ethanol Industry” since 1981. The RFA serves as a vital link between the ethanol industry and the federal government, including Congress and the administration, to promote increased production and use of ethanol through supportive policies, regulations, and research and development initiatives. The RFA also works with state governments, agriculture, petroleum, environmental and public interest groups, and ethanol advocates across the country.

The RFA is recognized nationwide as a highly effective and professional organization dedicated to the continued vitality and growth of ethanol in the fuel marketplace. The RFA hosts the annual National Ethanol Conference: Policy & Marketing.

Membership

RFA membership includes a broad cross-section of businesses and organizations dedicated to the expansion of the U.S. fuel ethanol industry. Membership includes:

- ▶ Producer Members (public and private companies and farmer-owned cooperatives)
- ▶ Prospective Producer Members (plants under construction and development)
- ▶ Associate Members (companies that provide products and services to the industry)
- ▶ Supporting Members (non-profit organizations, academia and government entities)

The RFA is governed by a Board of Directors comprised of a representative from each producer member. The Board meets several times a year to set Association policy.

Benefits of Membership

Benefits of membership include providing input on RFA policies, activities, and priorities through participation in RFA meetings, timely industry alerts and issue briefs, industry publications and studies, the Ethanol Report newsletter, access to technical guidelines and specifications for plant operations and blending, reduced registration fee for the National Ethanol Conference, and links from the RFA web site at www.ethanolRFA.org.

RFA Committees

Within the association, the RFA has a host of committees that address issues ranging from blending and performance standards to safety concerns to the development of cellulosic ethanol technology. The committees include:

Technical Committee

Environmental Committee

Cellulose Committee

Membership Committee

Co-Products Committee

Plant & Employee Safety Committee

For membership information,
call 202.289.3835 or
log on to www.ethanolRFA.org.



Renewable Fuels Foundation

The Renewable Fuels Foundation (RFF) is dedicated to meeting the educational, research, and strategic planning needs of the U.S. fuel ethanol industry.

The goal is to assure a growing and healthy renewable fuels industry well into the future. The focus of the RFF is on academia, industry and public policy makers as we address issues related to new uses, new feedstocks, and new technologies that will impact the future of ethanol.

To achieve its goals, the RFF is partnering with the National FFA Organization to support the establishment of a Renewable Energy Learning Center for high school students. Additionally, the RFF is working with two-and four-year colleges to develop programs of study directly related to the ethanol industry.

RFF Board of Directors

Bill Lee, Chairman

Chippewa Valley Ethanol Co.

Bob Sather, Vice Chairman

Ace Ethanol, LLC

Mike Jerke, Treasurer

Quad County Corn Processors

Dan Schwartzkopf, Secretary

Lifeline Foods

Bob Dinneen, President

Renewable Fuels Association

Renewable Fuels Association Staff



Bob Dinneen
President & Chief
Executive Officer



Matt Hartwig
Communications
Director



Mary Giglio
Special Assistant
to the President



Samantha Slater
Director of
Congressional
& Regulatory Affairs



Julia Davies
Membership
Coordinator

Nina Benaszkeski
Administrative Assistant



Kristy Moore
Director of
Technical Services



Jaclyn Helling
Communications
Specialist



Renewable Fuels Association

One Massachusetts Avenue, NW • Suite 820 • Washington, DC 20001

TEL: 202-289-3835 • FAX: 202-289-7519 • email: info@ethanolRFA.org

www.ethanolRFA.org