



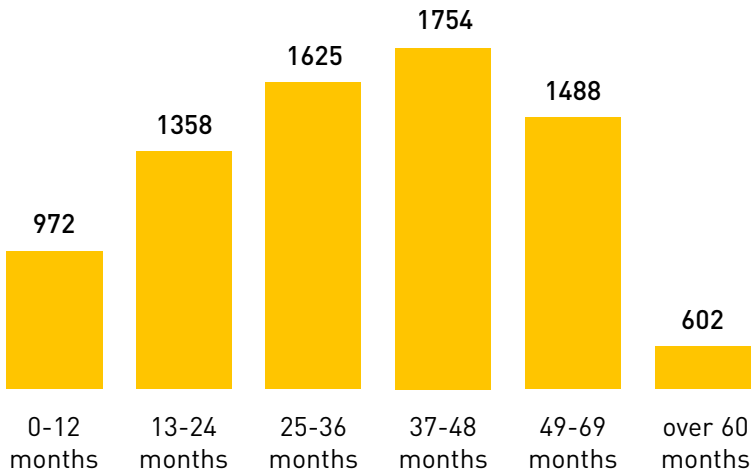
GSA Public Buildings Service
Office of Child Care



annual profile 2003



enrollment



children

PROGRAMS

of the 112 centers operating nationally:

93% provide infant care

21% provide kindergarten (state-approved) programs

54% provide drop-in/emergency care

36% provide summer programs for school-age children

21% provide before/after school programs

2% provide moderately sick child care

ACCREDITATION

by the National Association for the Education of Young Children (NAEYC)

86% of eligible centers are currently accredited

OPERATING HOURS

84% of the centers are open 11 or more hours per day

Open hours range from 10 to 13 hours per day

ENROLLMENT FIGURES


7,799 children enrolled nationally

6,663 full-time

1,136 part-time

4,297 from Federal families

3,502 from non-Federal families



staff

LEVELS & EXPERIENCE

1,708 full-time and 298 part-time staff are employed in our centers

74% of Directors have 10 or more years experience in early childhood education

Average tenure for Directors in a center is 3.8 years

BENEFITS

100% of centers provide paid vacation

90% provide paid sick leave

93% offer health insurance, 88 centers provide 50% or more of the employee's premium

62% offer a retirement plan

SALARIES

| | |
|-------------------|-------------------------|
| Director | Average \$38,433 |
| \$18,720 - 70,720 | |

| | |
|-------------------|-------------------------|
| Teacher | Average \$21,320 |
| \$12,480 - 46,197 | |

TURNOVER

The average turnover rate is 35%


An average of 6 staff left centers during the last 12 months


Average turnover rate for full time teaching staff is 28%







50% of our providers are not-for-profit




50% of our providers are for-profit

12% national affiliated not-for-profit 

18% board run 

20% independent not-for-profit  

21% national for-profit  

29% independent for-profit   

tuition

TUITION AVERAGE PER WEEK

| | Federal | non-Federal | Range |
|---------------|---------|-------------|-------------|
| Infants | \$183 | \$192 | \$100 - 291 |
| Toddlers | \$173 | \$181 | \$97 - 289 |
| Two year olds | \$157 | \$163 | \$95 - 277 |
| Pre-school | \$141 | \$147 | \$85 - 225 |
| Kindergarten | \$137 | \$142 | \$75 - 210 |
| School Age | \$71 | \$74 | \$41 - 178 |

ASSISTANCE

- Because the cost of high quality care is not affordable for many families - even when the government provides space and equipment - tuition assistance is critical.
- Centers reported a total of \$1,027,386 was distributed from a variety of sources - \$314,858 from Combined Federal Campaign/United Way contributions and the balance primarily from state funds, recycle funds or fundraising events run by the boards of directors. 100% of the centers offer a tuition assistance program.
- 2,163 families received some form of tuition assistance at some time between October 2001 and September 2002.
- 243 Federal families received tuition assistance from their agency under the subsidy program for Federal employees.
- 60 centers received Combined Federal Campaign and/or United Way contributions.
- Grant money, used for training and special programs to enhance quality, also directly or indirectly affected the cost of care for parents.
- 14 centers received non-Federal grants.
- 41 centers participated in the USDA Food Program.



GSA Public Buildings Service
Office of Child Care
26 Federal Plaza, Room 1711
New York, NY 10278
212.264.8321
www.gsa.gov/childcare