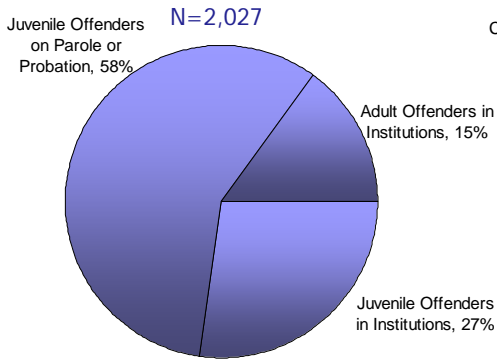


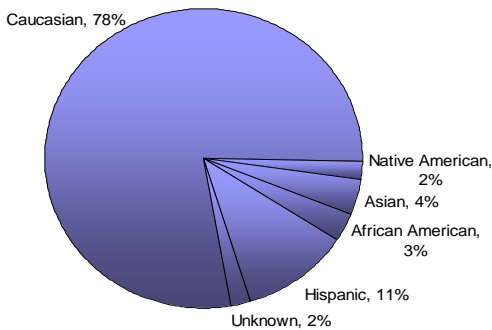
**MISSION**  
To protect the public by holding youth offenders accountable and providing opportunities for reformation.



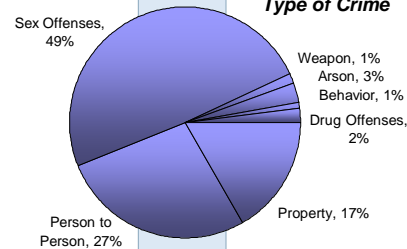
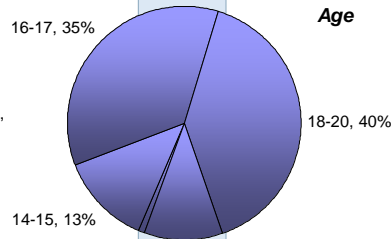
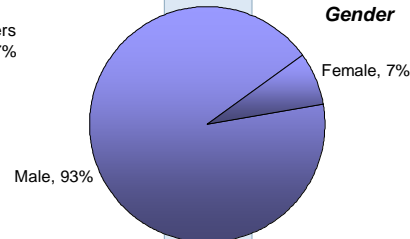
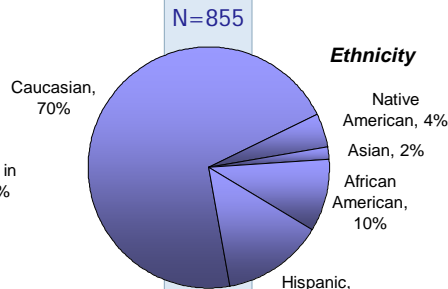
## Total OYA Population



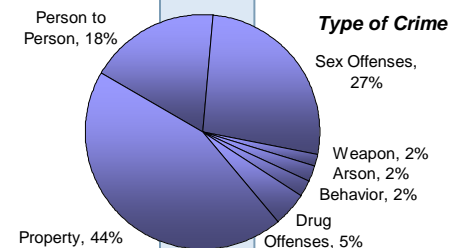
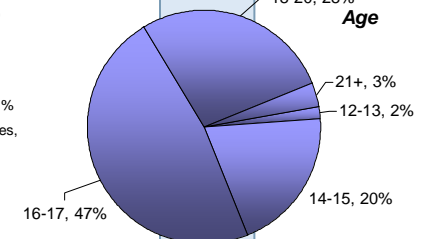
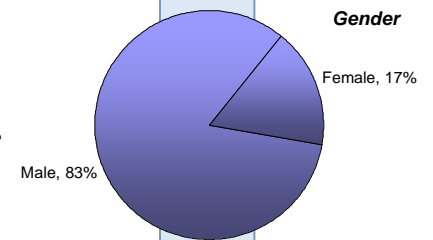
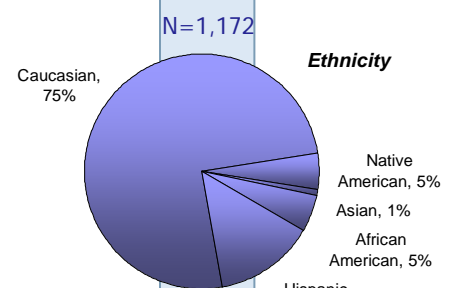
## Ethnicity of Risk Population



## Close Custody



## Community



### Data Sources

Data as of 1/02/05 unless otherwise noted

- Juvenile Justice Information System
- Oregon Department of Education

## OYA Offender Profile

### Criminal Activity

- 2% Homicide Related
- 36% Sex Offenses
- 21% Other Person Offenses
- 2% Arson
- 5% Weapons and Drug Crimes
- 32% Other Property Crimes
- 2% Other Behavior Offenses
- 100%

### Social Characteristics

- 82% Use Alcohol or Drugs
- 59% Diagnosed Mental Health Disorders<sup>1</sup>
- 9% Past Suicide Behavior
- 48% Parent Convicted of Crime<sup>2</sup>
- 31% Sexually Abused
- 64% Special Education<sup>2</sup>
- 19% Are Already Parents<sup>2</sup>
- 72% Deficient in School Credits<sup>2</sup>

88% have committed at least 1 felony crime  
27% have had a prior weapon adjudication<sup>2</sup>

Data Source: Program Office, 2001-2004  
<sup>1</sup>Excluding Conduct Disorder  
<sup>2</sup>Close Custody Only

Bob Jester, Director

### SUPERVISION IN THE COMMUNITY (January 2005)

<b>Youth on Parole</b>	491
<b>Youth on Probation</b>	<u>681</u>
<b>TOTAL</b>	1,172

### CLOSE CUSTODY CAPACITY

(January 2005)

#### Secure Facilities

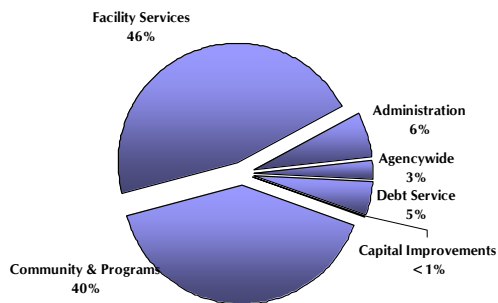
MacLaren YCF	345
Hillcrest YCF	180
North Coast YCF	25
Rogue Valley YCF	100
Eastern Oregon YCF	25
Tillamook YAC	50

#### Transition Programs

River Bend Facility	50
Camp Tillamook	25
Camp Florence	25
Corvallis House	<u>25</u>

**TOTAL** 850

### 2003-2005 LEGISLATIVELY APPROVED BUDGET \$238.5 Million Total Funds \$198.1 Million General Fund



### 2003 AVERAGE LENGTH-OF-STAY (in days)

	Male	Female	Total
All Close Custody	426	324	412
Discretionary Bed Allocation	304	259	297
Public Safety Reserve	704	818	708
Department of Corrections	948	937	947

### NUMBER OF EMPLOYEES (December 31, 2004)

SEIU	772
AFSCME	99
Mgmt/Unrepresented	<u>144</u>
<b>TOTAL</b>	1,015

### Data Sources

- Data as of 1/02/05 unless otherwise noted
- 2003-05 OYA Budget Documents
  - Juvenile Justice Information System
  - Office of Economic Analysis
  - OYA Employee Services
  - Portland State University

### DIVERSITY PROFILE OF FULL-TIME EMPLOYEES (December 31, 2004)

	Female	People of Color	Disabled
Overall	35.6%	15.5%	3.2%
Mgmt/Unrepresented	45.8%	10.4%	2.8%
Represented	33.9%	16.4%	3.3%