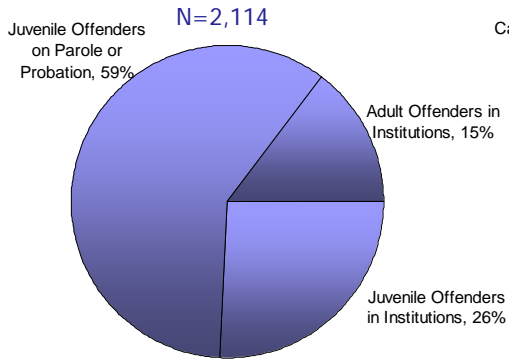


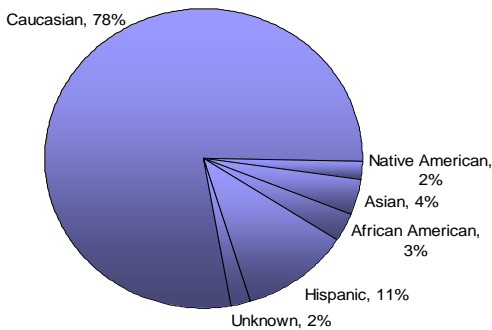
**MISSION**  
To protect the public by holding youth offenders accountable and providing opportunities for reformation.



## Total OYA Population

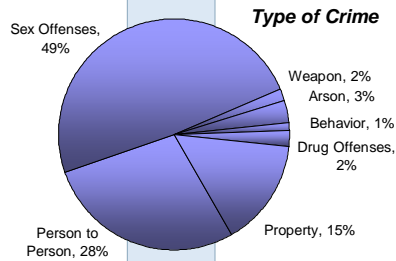
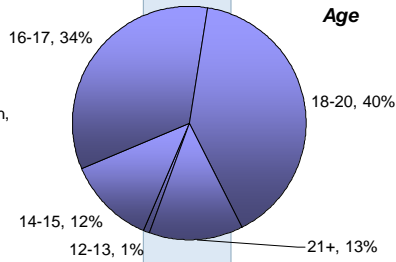
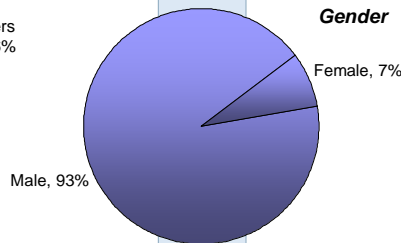
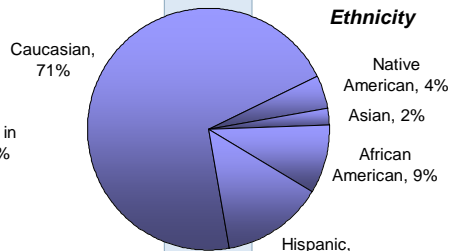


## Ethnicity of Risk Population



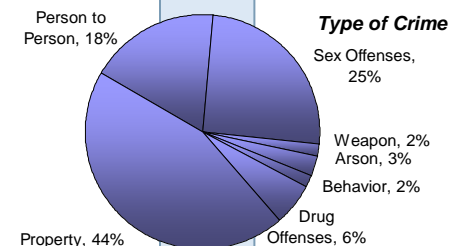
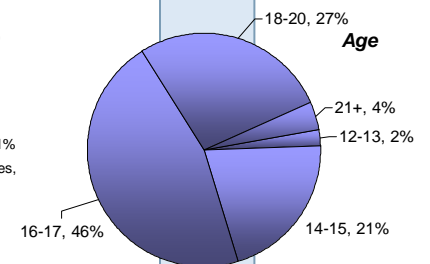
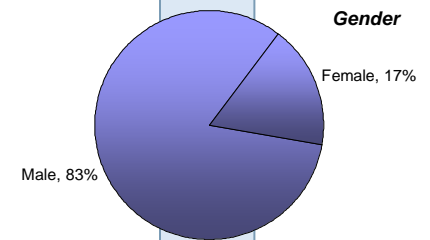
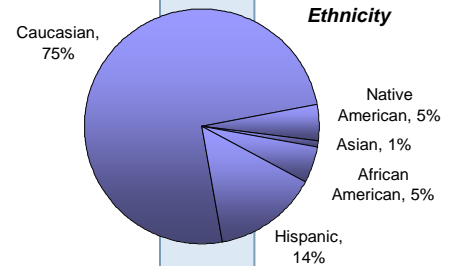
## Close Custody

**N=861**



## Community

**N=1,253**



**Data Sources**  
Data as of 7/1/04 unless otherwise noted

- Juvenile Justice Information System
- Oregon Department of Education

## OYA Offender Profile

### Criminal Activity

- 1% Homicide Related
- 35% Sex Offenses
- 21% Other Person Offenses
- 3% Arson
- 6% Weapons and Drug Crimes
- 33% Other Property Crimes
- 1% Other Behavior Offenses
- 100%

### Social Characteristics

- 82% Use Alcohol or Drugs
- 59% Diagnosed Mental Health Disorders
- 9% Past Suicide Behavior
- 46% Parent Convicted of Crime\*
- 31% Sexually Abused
- 64% Special Education\*
- 19% Are Already Parents\*
- 72% Deficient in School Credits\*

89% have committed at least 1 serious crime  
20% have had a prior weapon adjudication\*

Data Source: Program Office, 2001-2004  
\*Close Custody Only

Bob Jester, Director

### SUPERVISION IN THE COMMUNITY

(July 2004)

<b>Youth on Parole</b>	532
<b>Youth on Probation</b>	<u>721</u>
<b>TOTAL</b>	1,253

### CLOSE CUSTODY CAPACITY

(July 2004)

#### Secure Facilities

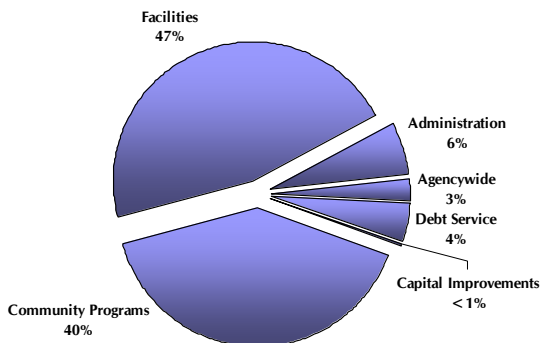
MacLaren YCF	345
Hillcrest YCF	180
North Coast YCF	25
Rogue Valley YCF	100
Eastern Oregon YCF	25
Tillamook YAC	50

#### Transition Programs

River Bend Facility	50
Camp Tillamook	25
Camp Florence	25
Corvallis House	<u>25</u>

**TOTAL** 850

2003-2005 LEGISLATIVELY APPROVED BUDGET  
\$235.3 Million Total Funds  
\$196.6 Million General Fund



### 2003 AVERAGE LENGTH-OF-STAY (in days)

	Male	Female	Total
All Close Custody	426	324	412
Discretionary Bed Allocation	304	259	297
Public Safety Reserve	704	818	708
Department of Corrections	948	937	947

### NUMBER OF EMPLOYEES

(July 2004)

SEIU	760
AFSCME	97
Mgmt/Unrepresented	<u>139</u>
<b>TOTAL</b>	996

#### Data Sources

Data as of 7/1/04 unless otherwise noted

- 2003-05 OYA Budget Documents
- Juvenile Justice Information System
- Office of Economic Analysis
- OYA Employee Services
- Portland State University

### DIVERSITY PROFILE OF FULL-TIME EMPLOYEES (July 2004)

	Female	People of Color	Disabled
Overall	35%	14.9%	3.5%
Mgmt/Unrepresented	45.3%	10.8%	2.8%
Represented	33.3%	15.7%	3.6%