

State of Florida



HIGHWAY SAFETY PERFORMANCE PLAN

FY 2008



Florida Department of Transportation
State Safety Office
Traffic Safety Section

State of Florida
Highway Safety Performance Plan
FY 2008

Table of Contents

Section

Performance Plan

Performance Plan	1
Problem Identification	
Performance Goals	
Performance Measures	
Program Prioritization	
Project Selection Process	
Program Administration	

Highway Safety Plan

Planning and Administration	2
Paid Media	3
Occupant Protection.....	4
Community Traffic Safety	5
Alcohol	6
Pedestrian and Bicycle Safety	7
Traffic Records	8
Motorcycle Safety.....	9
Police Traffic Services.....	10
Speed Control	11
Roadway Safety	12

Certifications and Assurances

Certifications and Assurances.....	13
------------------------------------	----

Program Cost Summary

Program Cost Summary Form	14
---------------------------------	----



**PERFORMANCE
PLAN**

Performance Plan

Problem Identification

The Florida Department of Transportation Safety Office identifies Florida's traffic crash problem in a number of ways, including:

- ❖ Analyzing data from the *Highway Safety Matrix*,
- ❖ Reviewing statistics from the annual DHSMV *Traffic Crash Facts* book,
- ❖ Reviewing data from the annual Florida Uniform Traffic Citation Statistics report,
- ❖ Meeting with advisory groups,
- ❖ Reviewing the results of public opinion and observational surveys, and
- ❖ Utilizing the knowledge and experience of Traffic Safety Section staff.

The Safety Office receives data from the Department of Highway Safety and Motor Vehicles (DHSMV) that includes all information collected by DHSMV on "long form" crash reports. This data is used to create the annual *Highway Safety Matrix*, and the staff can perform analyses using the data.

All staff members are responsible for using information from the matrix and the annual Traffic Crash Facts books to identify the traffic safety problems to be addressed in their program modules. Planners can have either the Safety Office Crash Records Section or DHSMV staff perform specific data inquiries for them as they work to identify problems in their areas.

The Traffic Safety Section staff works with a variety of groups to identify statewide problems. Advisory groups include the Let's Eliminate Aggressive Driving (LEAD) Program Committee, EMS Advisory Council, Traffic Records Coordinating Committee, Motorcycle Safety Committee, and the Technical Advisory Committee on DUI Enforcement and Prosecution. Staff members also work with local community traffic safety teams to identify problems and attend meetings of the Community Traffic Safety Team Coalition.

Observational studies are conducted annually to determine safety belt use in the state. This information is used by the Occupant Protection Coordinator to target areas for public awareness efforts and enforcement activities. Telephone and DHSMV surveys are conducted annually in conjunction with the *Click It or Ticket* and *Drunk Driving: Over the Limit. Under Arrest* campaigns to evaluate the effectiveness of the awareness programs and find out what the public thinks the problems are in the state. The Occupant Protection Coordinator and the Law Enforcement Programs Coordinator use this information in planning future activities.

The Traffic Safety Section staff includes a traffic safety administrator, five full time planners who work on the grant program, and a financial specialist. Staff members have presented at national and regional traffic safety conferences. The Traffic Safety Section has a solid group of professionals who have the ability to identify the state's traffic safety problems.

Crash Data / Trends

Baseline Data 1996-1999

Progress Report Data 2000-2005

	1996	1997	1998	1999	2000	2001	2002	2003	2004	2005
Fatalities (Actual) ¹	2,806	2,811	2,889	2,920	2,999	3,013	3,143	3,179	3,257	3,533
Fatality Rate /100 million VMT	2.16	2.10	2.10	2.06	1.97	1.76	1.76	1.71	1.66	1.76
Injuries (Actual) ¹	241,377	240,001	241,863	232,225	231,588	234,600	229,611	221,639	227,192	233,930
Fatality & Serious Injury Rate/100 million VMT	26.75	25.58	23.65	23.20	21.50	19.89	18.83	17.65	16.72	16.32
Fatality Rate/100K Population ²	18.70	18.37	18.40	18.13	18.28	17.93	18.27	18.16	18.59	19.73
Fatal & Serious Injury Rate/100K pop. ²	231.17	224.09	207.15	204.47	199.42	203.7	195.72	187.26	187.17	183.15
Alcohol Related Fatalities ¹	944	926	862	936	979	1,000	1,007	1,096	1,093	1,240
Proportion of Alcohol Related Fatalities	33.6	32.9	29.8	32.1	32.6	33.2	32.0	34.5	33.6	35.1
Alcohol Related Fatality Rate/100M VMT	0.72	0.69	0.63	0.66	0.65	0.58	0.56	0.59	0.58	0.62
Percent of Population Using Safety Belts	62.7%	60.0%	57.1%	58.7%	64.8%	69.5%	75.1%	72.6%	76.3%	73.9%
Pedestrian Fatalities ¹	559	535	548	501	506	510	484	509	504	576
Bicyclist Fatalities ¹	105	114	95	115	83	107	108	95	119	119
Motorcyclist Fatalities ¹	138	163	158	156	227	252	274	339	388	441
Vehicle Miles Travelled (in millions)	129,637	134,007	137,495	141,903	152,136	171,029	178,681	185,642	196,185	200,974

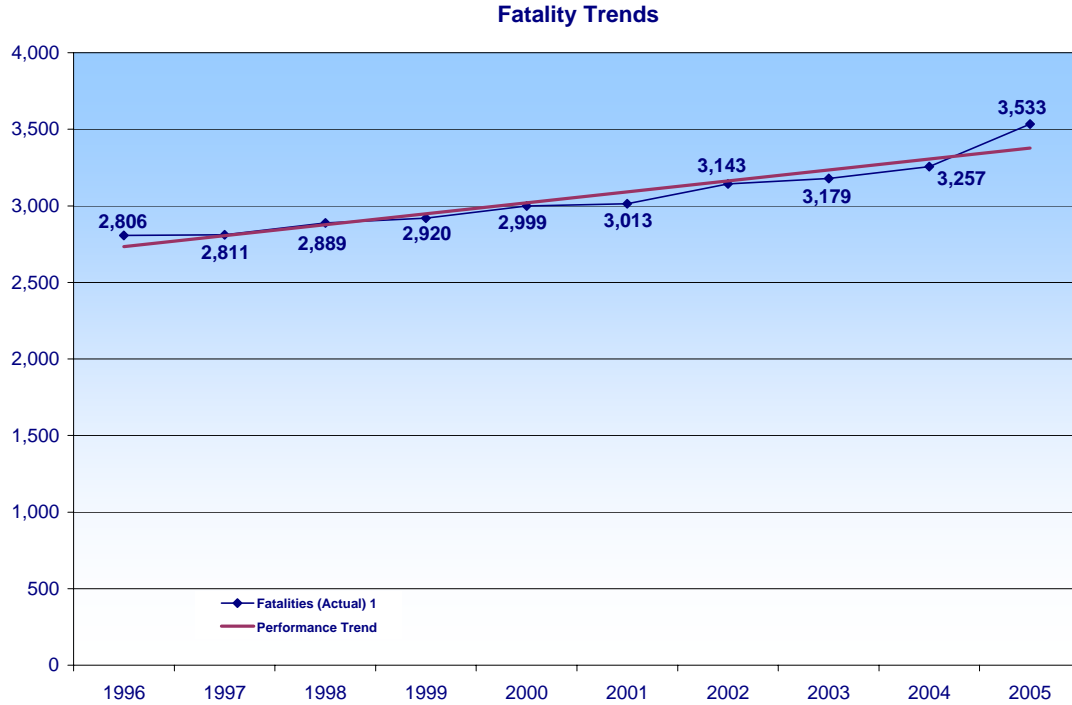
¹ Fatality and injury data from the Department of Highway Safety and Motor Vehicles **Traffic Crash Facts** books.

² Population figures obtained from the Florida Legislature's Office of Economic and Demographic Research.

Performance Goals and Trends*

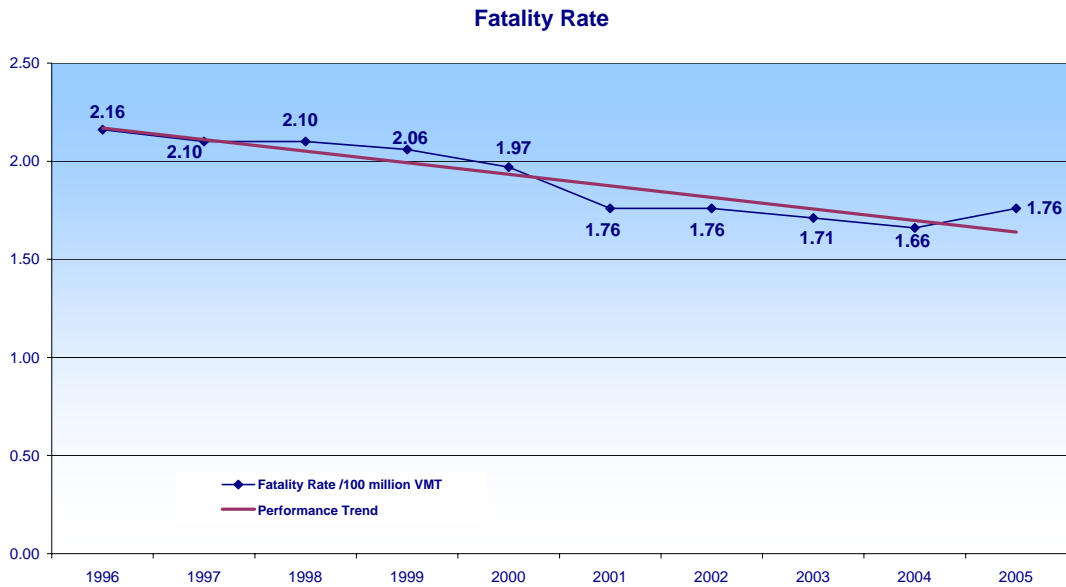
Goal: Fatalities
Baseline

To reduce the number of people killed annually in traffic crashes to 3,250 by December 31, 2008.
Baseline Data



Goal: Fatality Rate/VMT
Baseline

To reduce the fatality rate to 1.6 per 100M VMT by December 31, 2008.
Baseline Data

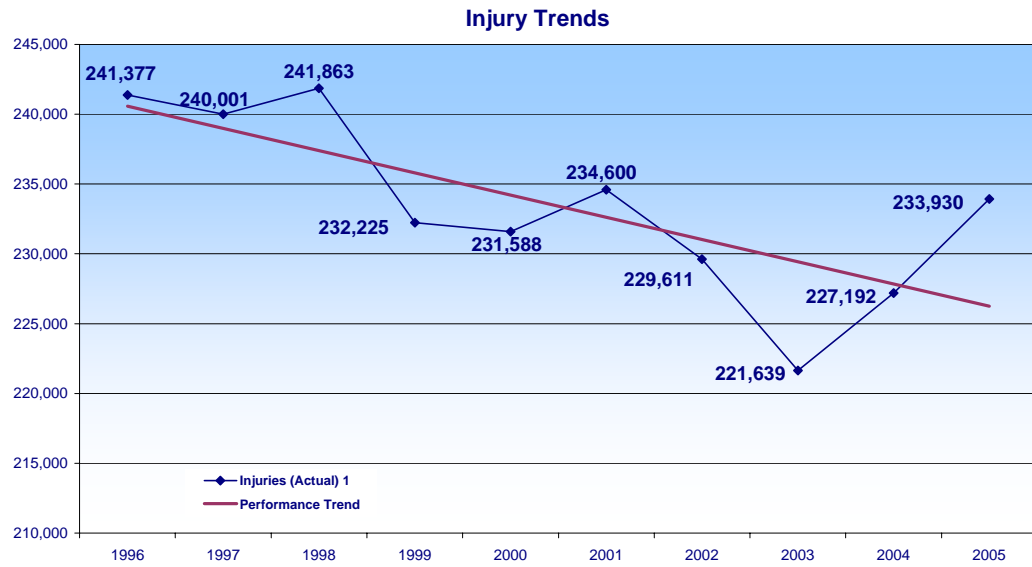


*Goals set by Safety Office planners.

Goal: Injuries
Baseline

To reduce annual traffic injuries to 225,000 by December 31, 2008.

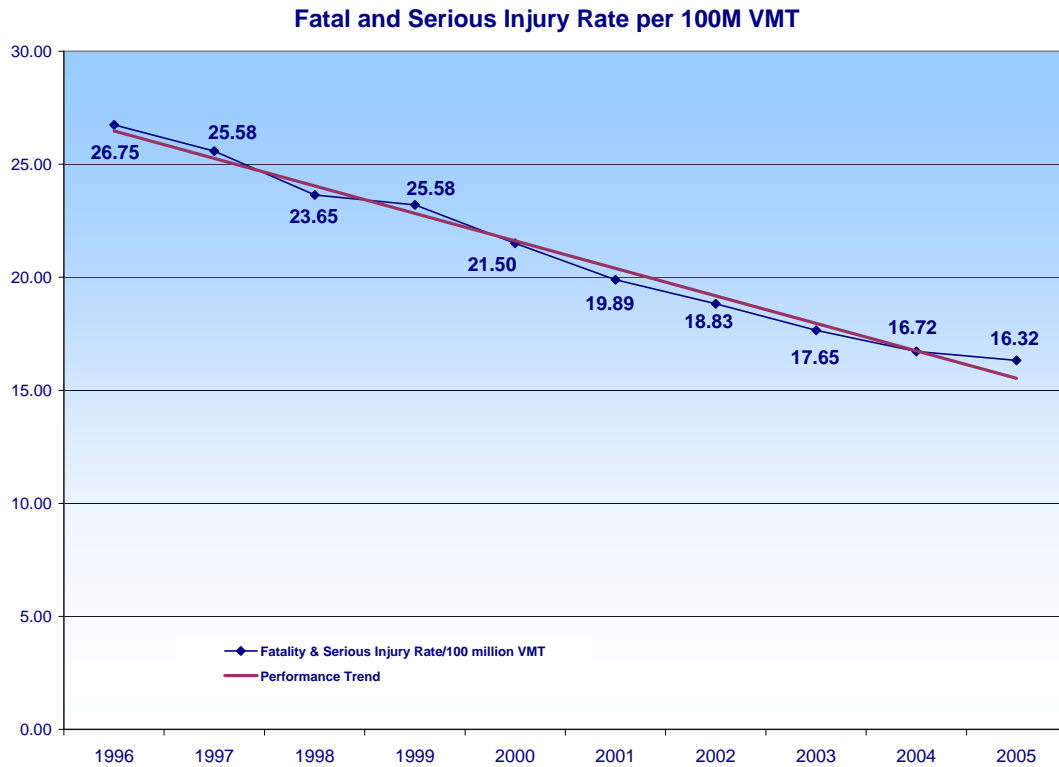
Baseline Data



Goal: Fatal and Injury Rate/VMT
Baseline

To reduce the fatal and injury rate to 16.20 per 100M VMT by December 31, 2008.

Baseline Data

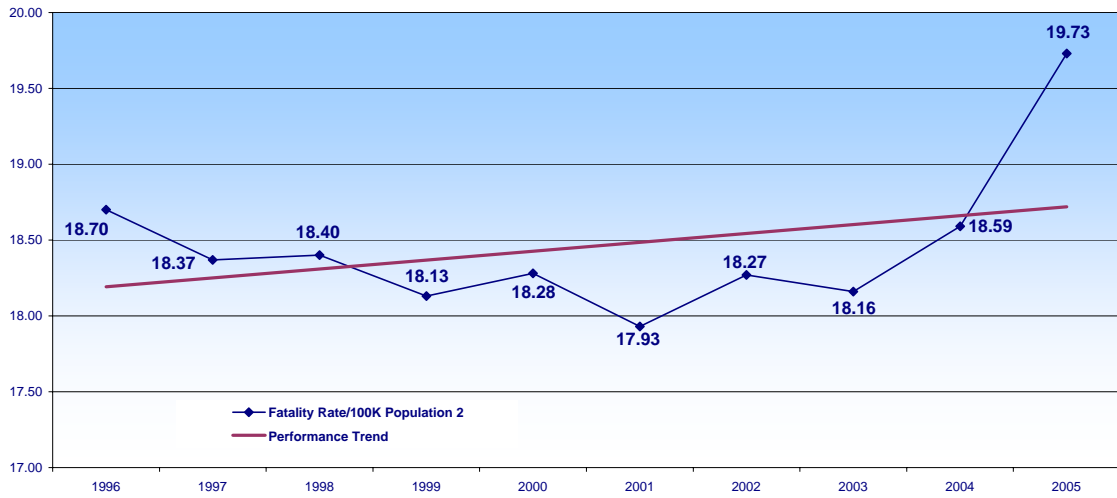


Goal: Fatality Rate/100K Population
Baseline

To reduce the fatality rate per 100,000 population to 18.25 by December 31, 2008.

Baseline Data

Fatality Rate/100K Population

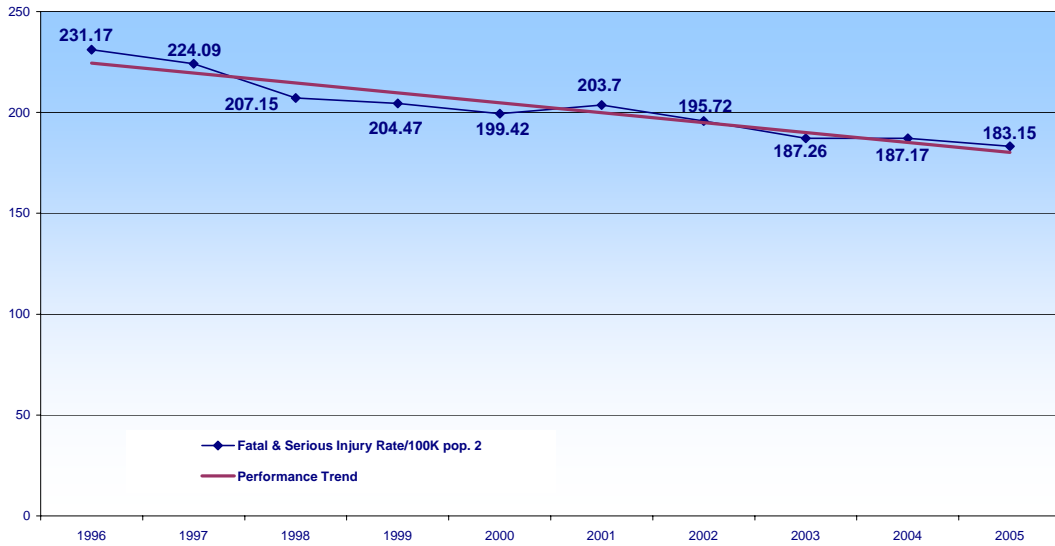


Goal: Fatal/Injury Rate/100K Population
Baseline

To reduce the fatality/injury rate per 100,000 population to 180.0 by December 31, 2008.

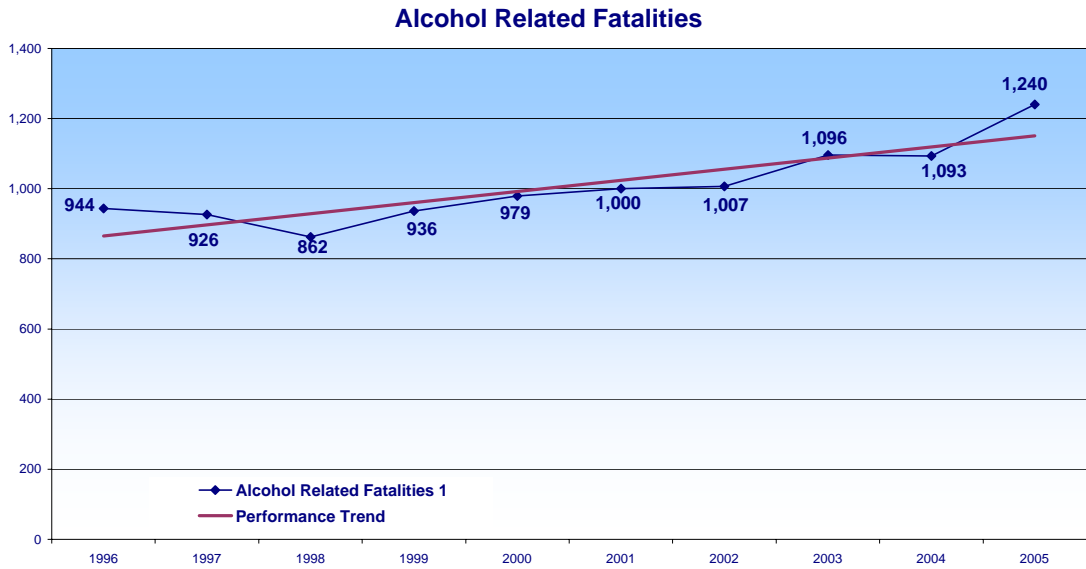
Baseline Data

Fatal and Injury Rate / 100K Population



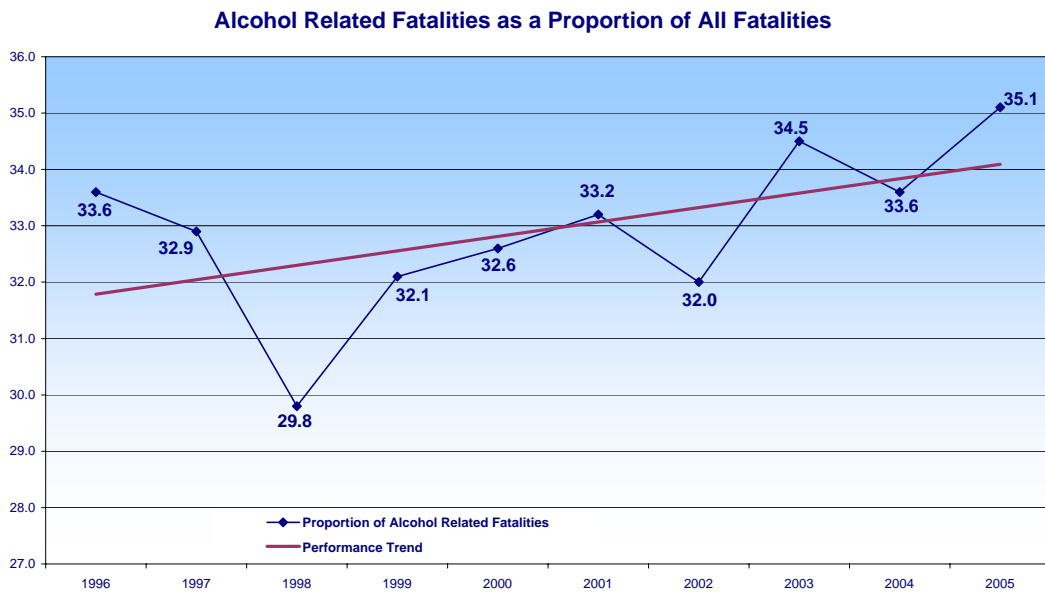
Goal: Alcohol Fatalities
Baseline

To reduce alcohol fatalities to 1,070 annually by December 31, 2008.
 Baseline Data



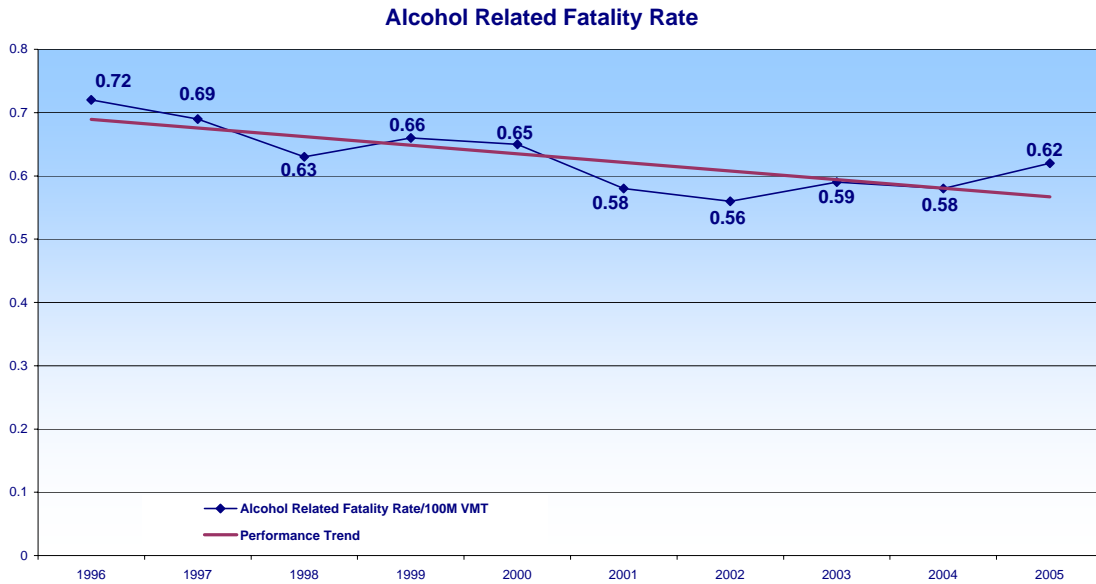
Goal: Alcohol Fatality Proportion
Baseline

To reduce the alcohol related fatality rate to 33.0% annually by December 31, 2008.
 Baseline Data



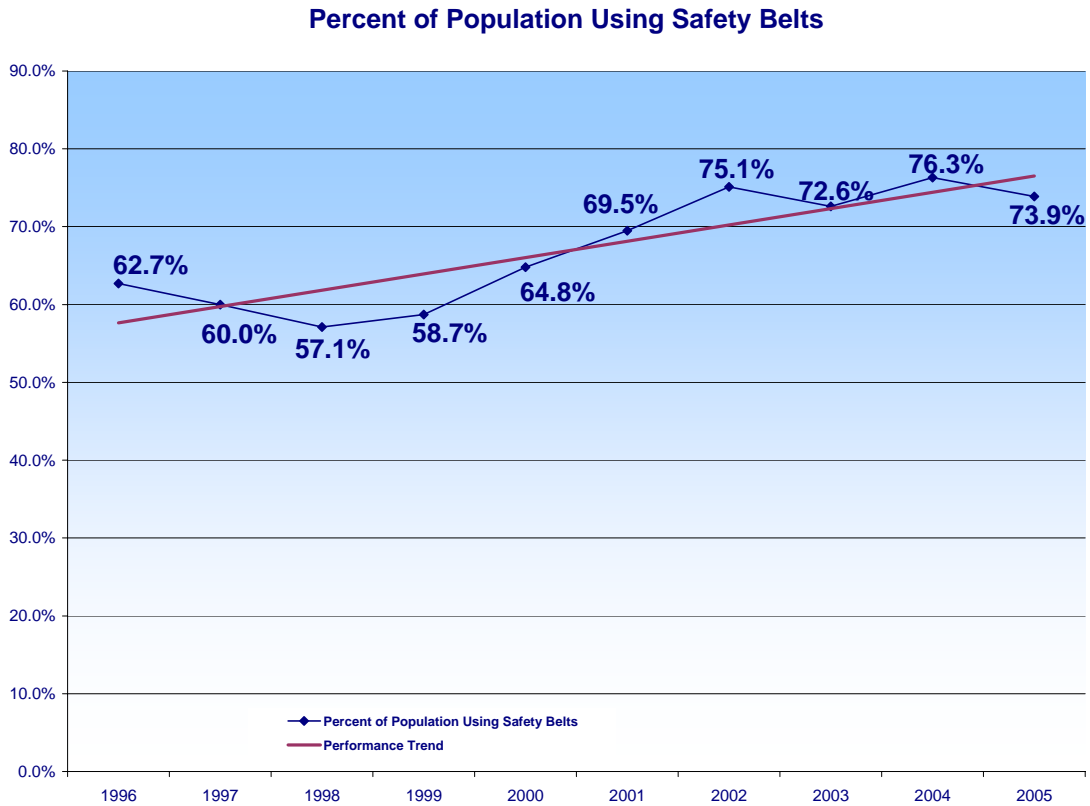
Goal: Alcohol Fatality Rate/VMT
Baseline

To reduce the alcohol related fatality rate per 100M VMT to 0.56 by December 31, 2008.
Baseline Data



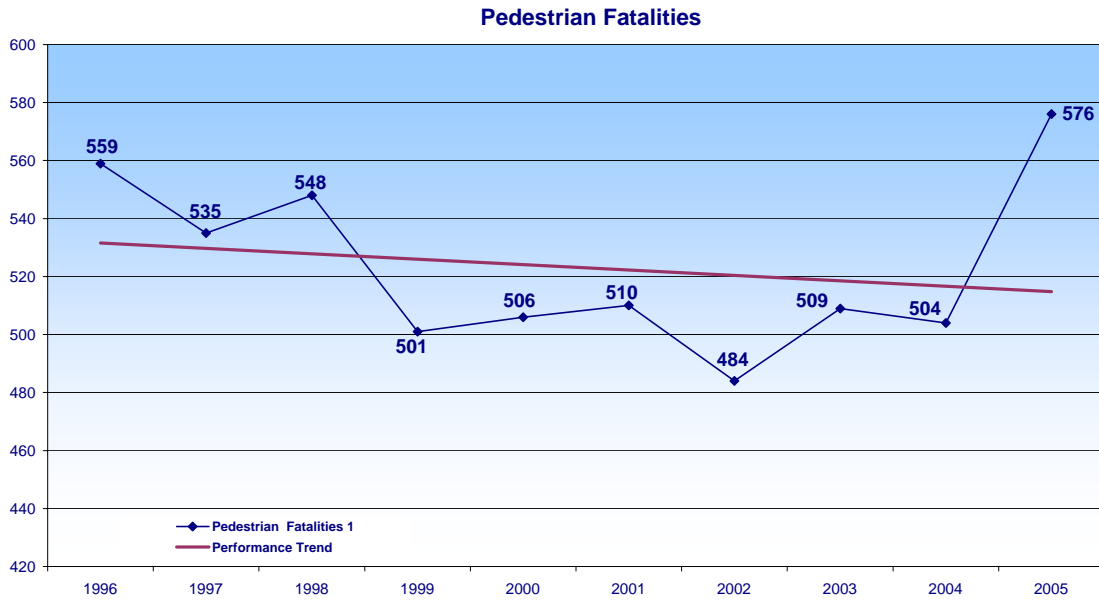
Goal: Safety Belt Use
Baseline

To increase safety belt use to 82% by December 31, 2008.
Baseline Data



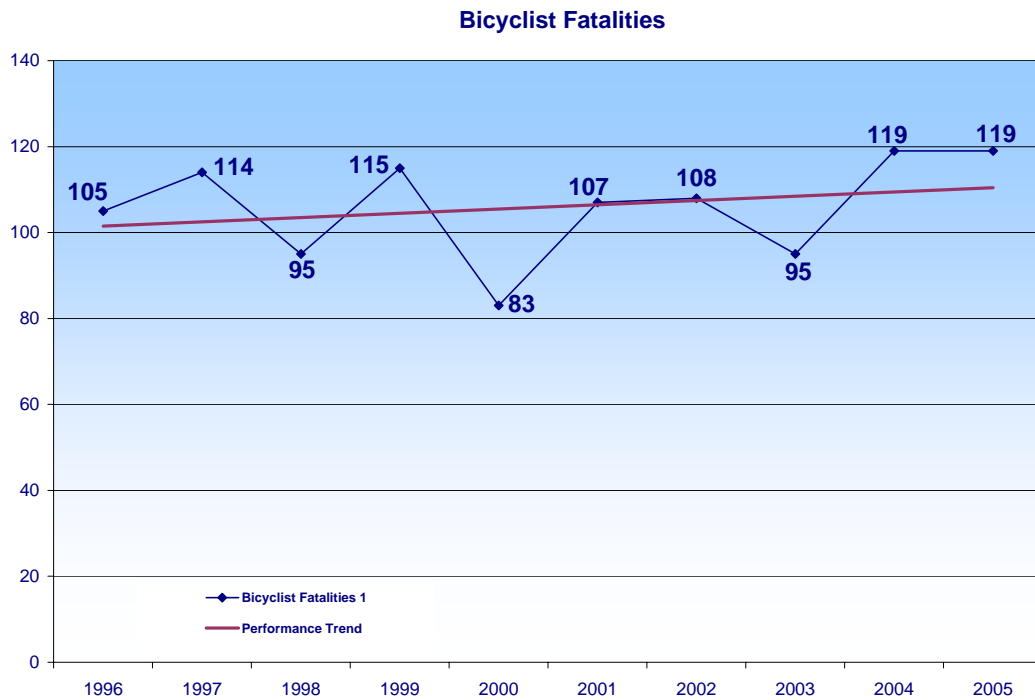
Goal: Pedestrian Fatalities
Baseline

To reduce pedestrian fatalities to 525 annually by December 31, 2008.
 Baseline Data



Goal: Bicycle Fatalities
Baseline

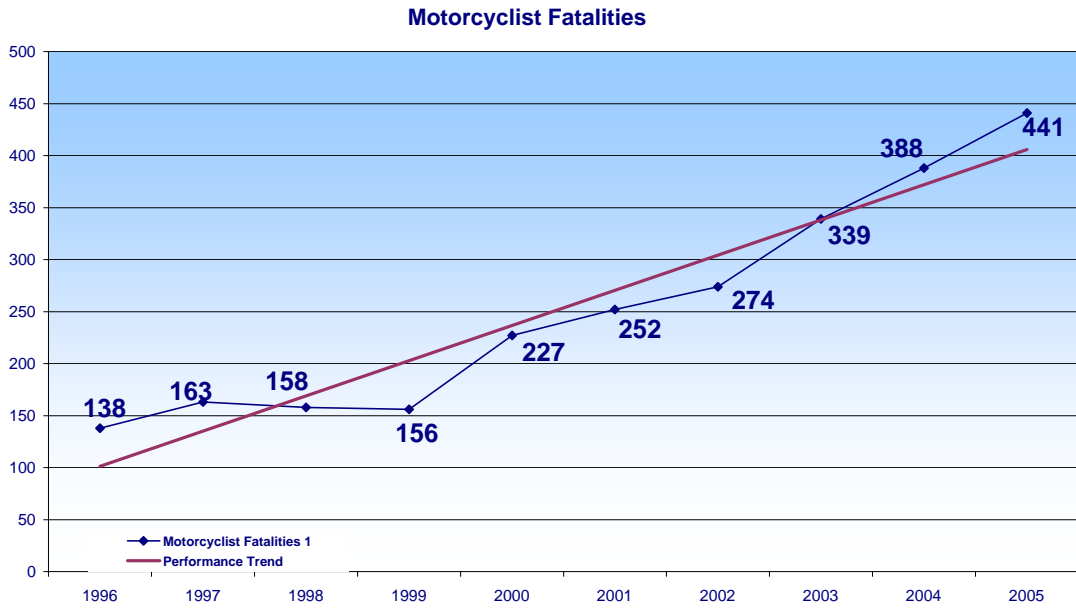
To reduce bicycle fatalities to 95 annually by December 31, 2008.
 Baseline Data



Goal: Motorcyclist Fatalities
Baseline

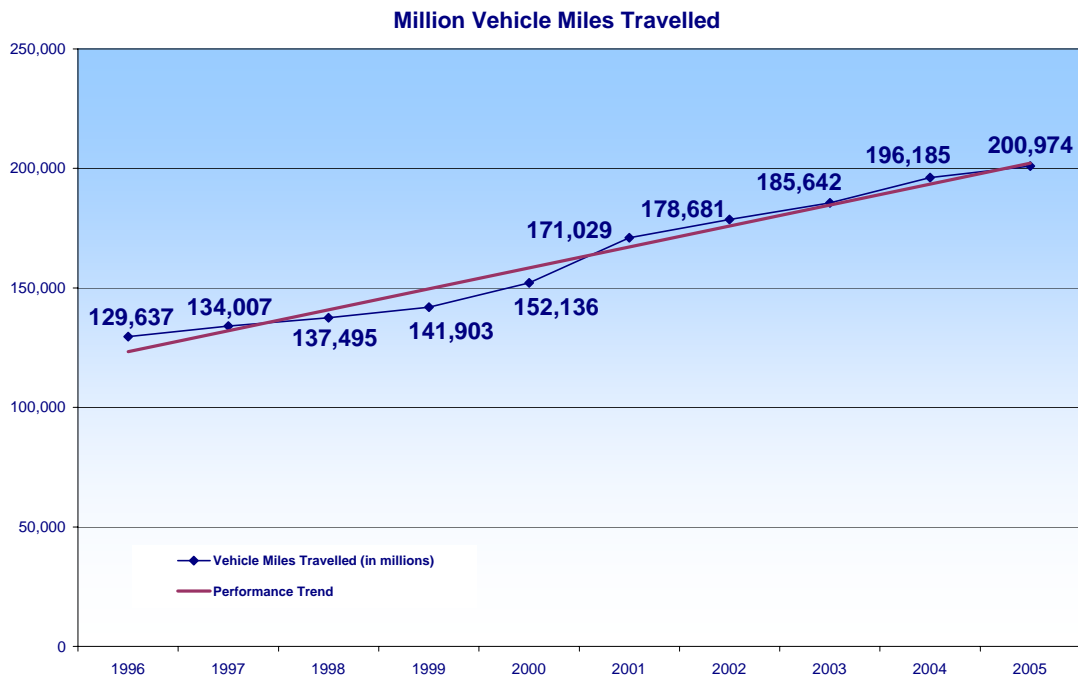
To maintain motorcycle fatalities below 400 annually by December 31, 2008.

Baseline Data



Million Vehicle Miles Travelled
Baseline

Baseline Data



Performance Measures

In addition to the performance measures shown in the charts in the previous section, the following measures will be used to determine the effectiveness of the programs funded in FY 2008:

Occupant Protection

- Percent of fatally injured vehicle occupants who were restrained.
- Number of safety belt citations issued.
- Number of child safety seat violations issued.

Community Traffic Safety

- Number of active community traffic safety teams.
- Number of teens killed in crashes.

Alcohol

- Number of agencies participating in DUI Sustained Enforcement Program.
- Number of law enforcement agencies participating in the *Over the Limit. Under Arrest.* Enforcement Waves.
- Number of DUI arrests made in Florida.

Pedestrian and Bicycle Safety

- Percent of all fatalities that are pedestrians.
- Percent of all fatalities that are bicyclists.

Traffic Records

- Number of law enforcement agencies using TraCS.

Motorcycle Safety

- Percent of fatally injured motorcyclists who were wearing helmets.
- Percent of fatally injured motorcyclists who were impaired.

Police Traffic Services

- Number of law enforcement officers completing specialized training.

Speed Control

- Percent of fatal crashes where speed was listed as a cause.
- Number of citation forms on which the aggressive driving box was checked.
- Number of speeding citations issued.

Roadway Safety

- Number of fatalities in work zones.

Program Prioritization

The purpose of the *Highway Safety Matrix* is to provide an indication of the relative degree of traffic safety problems overall and in six safety program areas. For the *FY 2008 Highway Safety Performance Plan*, the city matrices were updated with 2005 data. Each matrix is divided into three population groups. The matrices are used as a tool in deciding which agencies will receive funding. The rankings are based on an analysis of “Long Form” traffic crash fatality and injury data for the most recent five years in the following areas:

- **Total Fatalities and Injuries (F&I)** – All traffic fatalities and injuries.
- **DUI F&I** – Based on the total number of alcohol-related fatalities and injuries.
- **Bicycle F&I** – Based on the total number of bicyclist fatalities and injuries.
- **Motorcycle F&I** – Based on the total number of motorcyclist fatalities and injuries.
- **Pedestrian F&I** – Based on the total number of pedestrian fatalities and injuries.
- **Speed F&I** – Based on the total number of fatalities and injuries where speed was cited as a contributing cause.
- **No Safety Equipment F&I** – Based on the total number of fatalities and injuries among drivers and passengers subject to the seat belt law who were cited as not using safety equipment.

To determine the rankings of the counties/cities in the “total” category and in each of the six safety program areas, the individual rates of fatalities plus injuries were calculated over the most recent five-year, three-year, and one-year periods. Each rate was ranked against other cities and counties in the same population group, with the highest rate assigned a rank of 1 for each time period. The city or county with the highest average ranking was ranked number 1 overall.

Total F&I, Alcohol, Speed, and No Safety Equipment rates for counties were calculated based on the following normalizing variables: 50% per vehicle mile traveled and 50% per population. For Bicycle, Motorcycle, and Pedestrian, rates for counties were based solely on population. For cities, all program categories were based on rates of fatalities plus injuries per population.

Highway Safety Matrix - Ranking of Florida Counties

Group 1 - Population of 200,001 and above
23 Counties

	Total F & I	Alcohol Related	Bicycle F & I	Motorcycle F & I	Pedestrian F & I	Speed Related	Occupant Protection	Aggressive Driving
Alachua	13	18	6	22	5	14	16	13
Brevard	22	20	13	5	19	4	20	21
Broward	7	16	4	14	2	9	18	15
Collier	21	11	11	23	21	17	14	23
Duval	12	15	12	10	11	20	21	10
Escambia	5	1	14	7	10	8	3	5
Hillsborough	2	5	5	3	4	2	11	2
Lake	18	17	23	8	23	10	15	18
Lee	17	8	15	16	12	16	7	17
Leon	4	4	18	15	7	1	2	4
Manatee	14	6	3	11	14	22	9	12
Marion	9	14	21	13	20	11	6	9
Miami-Dade	3	19	16	12	1	21	4	3
Orange	6	10	9	6	3	13	19	6
Osceola	15	21	17	18	13	18	17	14
Palm Beach	11	12	8	20	6	6	13	11
Pasco	1	2	10	2	17	5	12	1
Pinellas	10	3	1	4	9	15	10	8
Polk	8	9	19	9	15	12	1	7
Saint Lucie	19	22	20	21	16	3	8	20
Sarasota	20	13	2	19	18	23	22	19
Seminole	23	23	22	17	22	19	23	22
Volusia	16	7	7	1	8	7	5	16

Group 2 - Population of 50,001 to 200,000
19 Counties

	Total F & I	Alcohol Related	Bicycle F & I	Motorcycle F & I	Pedestrian F & I	Speed Related	Occupant Protection	Aggressive Driving
Bay	2	2	4	2	2	1	2	1
Charlotte	12	12	5	7	3	19	19	9
Citrus	17	17	14	9	13	6	16	16
Clay	15	16	8	5	8	15	14	13
Columbia	10	7	12	16	9	12	6	11
Flagler	14	8	9	3	12	9	7	12
Hernando	3	9	11	6	6	13	10	4
Highlands	16	18	17	15	18	18	18	19
Indian River	6	15	6	14	10	17	4	7
Jackson	8	14	19	17	17	5	3	15
Martin	13	11	2	12	4	3	9	14
Monroe	1	1	1	1	1	16	5	3
Nassau	19	10	13	19	15	8	13	18
Okaloosa	9	6	10	11	11	7	11	8
Putnam	7	4	16	8	5	14	1	5
Saint Johns	5	3	3	4	7	4	12	6
Santa Rosa	4	13	15	13	16	10	17	2
Sumter	18	19	18	18	19	11	15	17
Walton	11	5	7	10	14	2	8	10

Group 3 - Population up to 50,000
25 Counties

	Total F & I	Alcohol Related	Bicycle F & I	Motorcycle F & I	Pedestrian F & I	Speed Related	Occupant Protection	Aggressive Driving
Baker	11	22	3	15	12	18	9	10
Bradford	9	21	4	8	4	23	16	7
Calhoun	18	17	14	14	19	2	14	18
De Soto	3	5	1	10	2	6	3	4
Dixie	17	6	13	11	14	15	15	16
Franklin	21	1	6	3	11	4	7	22
Gadsden	1	2	10	12	6	3	4	1
Gilchrist	16	10	22	7	18	7	12	15
Glades	10	4	19	9	7	25	6	11
Gulf	24	12	18	20	15	16	21	24
Hamilton	23	25	17	24	21	21	24	23
Hardee	4	13	8	6	3	14	2	3
Hendry	7	14	2	5	1	20	5	9
Holmes	20	24	24	13	24	12	22	20
Jefferson	12	19	21	23	25	17	18	14
Lafayette	25	20	25	25	20	22	10	25
Levy	2	3	9	4	9	1	8	2
Liberty	22	16	20	17	22	5	25	21
Madison	5	11	5	18	5	10	11	5
Okeechobee	6	8	11	2	8	11	1	6
Suwannee	13	15	16	22	10	9	19	13
Taylor	8	7	7	21	16	19	13	8
Union	19	18	23	19	23	24	17	19
Wakulla	14	9	15	1	17	8	20	12
Washington	15	23	12	16	13	13	23	17

(based on fatal and injury crashes during 2001-2005)

Highway Safety Matrix Ranking of Florida Cities

Group 1 -- Population 75,000+ -- 29 cities
(based on fatal and injury crashes during 2001-2005)

	Total F & I	Alcohol Related	Bicycle F & I	Motorcycle F & I	Pedestrian F & I	Speed Related	Occupant Protection	Aggressive Driving
Boca Raton	8	19	11	20	18	15	19	4
Cape Coral	27	20	25	24	25	23	25	24
Clearwater	17	8	13	8	13	24	13	16
Coral Springs	23	26	14	29	22	27	29	27
Davie	5	2	15	3	16	1	8	15
Deerfield Beach	18	17	12	9	9	8	17	19
Deltona	29	25	28	16	27	17	24	29
Fort Lauderdale	3	3	1	4	2	12	2	9
Gainesville	14	18	7	21	7	22	16	12
Hialeah	13	23	27	23	17	29	12	13
Hollywood	11	13	8	15	8	9	20	11
Jacksonville	16	14	21	14	21	19	18	14
Lakeland	10	7	10	10	10	6	5	6
Largo	20	6	6	12	12	21	14	18
Melbourne	22	16	16	7	19	14	15	22
Miami	4	15	20	11	3	28	1	3
Miami Beach	15	12	21	1	1	25	11	17
Miramar	25	29	29	28	28	20	23	25
Orlando	1	1	9	2	4	2	3	1
Palm Bay	28	22	24	19	29	11	22	28
Pembroke Pines	24	27	22	27	23	26	27	20
Plantation	19	24	18	26	24	16	26	21
Pompano Beach	6	11	5	6	5	5	4	10
Port St. Lucie	26	21	26	22	26	13	21	23
St. Petersburg	12	9	3	13	15	10	10	8
Sunrise	21	28	23	25	20	18	28	26
Tallahassee	7	10	19	18	11	3	9	5
Tampa	2	4	4	5	6	4	6	2
West Palm Beach	9	5	17	17	14	7	7	7

Highway Safety Matrix - Ranking of Florida Cities

Group 2 -- Population 15,000-74,999 -- 92 Cities

(based on fatal and injury crashes during 2001-2005)

	Total F & I	Alcohol Related	Bicycle F & I	Motorcycle F & I	Pedestrian F & I	Speed Related	Occupant Protection	Aggressive Driving
Altamonte Springs	73	65	81	67	44	78	62	71
Apopka	49	39	45	46	47	59	43	45
Aventura	34	78	55	54	17	44	76	42
Bartow	30	80	32	36	37	73	37	24
Belle Glade	44	53	57	91	11	7	3	60
Bonita Springs	85	62	83	69	72	64	69	85
Boynton Beach	12	22	24	43	34	8	27	11
Bradenton	67	51	21	45	36	84	55	46
Casselberry	79	37	41	29	53	33	77	75
Clermont	41	70	85	41	51	50	58	39
Cocoa	10	13	9	12	35	5	6	8
Coconut Creek	45	57	48	72	62	38	79	43
Cooper City	75	69	74	62	87	65	75	76
Coral Gables	20	41	43	35	26	80	38	19
Crestview	40	49	79	65	60	71	20	36
Dania	19	10	23	10	10	11	17	27
Daytona Beach	5	7	7	2	3	20	7	7
DeBary	86	71	90	44	88	16	85	86
Deland	18	25	31	6	21	42	5	17
Delray Beach	27	33	22	39	15	43	41	30
Doral	63	89	71	90	71	72	74	57
Dunedin	64	32	42	49	75	28	64	61
Edgewater	59	28	18	5	69	67	72	58
Eustis	55	55	73	20	59	62	39	51
Fort Myers	2	6	17	8	2	2	1	2
Fort Pierce	35	45	36	42	20	15	11	34
Ft. Walton Beach	32	38	33	22	43	35	36	28
Greenacres City	69	35	38	76	54	22	49	68
Haines City	17	11	80	30	23	46	12	13
Hallandale	46	59	11	75	14	83	61	72
Hialeah Gardens	26	40	84	34	58	89	25	35
Homestead	54	26	44	55	25	36	15	54
Jacksonville Bch.	36	5	2	28	27	21	46	38
Jupiter	56	50	13	38	68	24	52	55
Key West	11	1	1	1	5	18	14	18
Kissimmee	66	48	51	81	42	70	59	67
Lake Worth	8	15	8	48	8	14	4	9
Lauderdale Lakes	72	85	78	87	45	77	70	80
Lauderhill	74	81	69	89	29	76	73	78
Leesburg	21	20	28	9	49	49	26	20
Lynn Haven	57	76	89	74	73	39	60	49
Maitland	70	72	77	31	81	31	57	62
Marco Island	91	87	87	78	85	89	89	89
Margate	28	31	53	52	40	25	63	70
Miami Lakes	23	64	76	73	77	45	71	22
Naples	51	30	12	56	31	66	50	53

	Total F & I	Alcohol Related	Bicycle F & I	Motorcycle F & I	Pedestrian F & I	Speed Related	Occupant Protection	Aggressive Driving
New Port Richey	13	8	4	15	4	61	35	12
New Smyrna Bch.	29	18	20	3	30	13	13	31
North Lauderdale	83	91	64	63	67	60	67	84
North Miami	3	56	46	33	6	52	30	1
North Miami Bch.	9	68	72	71	19	55	28	10
North Port	10	47	61	68	84	29	47	65
Oakland Park	1	3	10	7	1	4	2	3
Ocala	4	23	15	17	22	30	8	4
Ocoee	47	67	27	40	61	12	51	47
Opa Locka	58	75	86	88	64	75	53	56
Ormond Beach	43	19	30	4	46	17	40	40
Oviedo	88	92	75	64	89	81	92	87
Palm Bch. Gardens	16	27	25	25	57	3	32	16
Palm Coast	53	21	62	27	79	9	42	52
Panama City	6	4	26	11	18	89	90	5
Parkland	77	86	88	79	66	6	10	77
Pensacola	15	9	37	16	28	51	86	14
Pine Crest Village	92	29	92	92	92	23	22	90
Pinellas Park	22	17	5	14	24	32	56	21
Plant City	38	34	50	58	65	34	21	33
Port Orange	80	74	39	13	80	79	80	81
Punta Gorda	82	61	63	57	70	87	78	79
Riviera Beach	14	24	34	32	7	27	18	15
Rockledge	78	82	65	80	86	47	54	74
Royal Palm Beach	62	54	68	59	55	74	45	64
Safety Harbor	76	46	59	82	83	48	65	73
Sanford	37	36	56	18	32	57	34	32
Sarasota	24	14	6	47	13	41	19	26
Sebastian	90	77	82	86	74	86	82	92
Seminole	33	16	16	21	63	10	31	25
St. Cloud	50	43	35	24	38	88	24	41
Stuart	7	2	3	19	9	1	9	6
Sunny Isles	81	73	54	60	12	89	81	82
Tamarac	39	79	60	77	48	19	68	50
Tarpon Springs	42	12	40	37	33	53	29	44
Temple Terrace	68	84	67	53	78	56	83	59
Titusville	60	58	52	26	56	26	48	66
Venice	71	63	29	51	41	85	84	69
Vero Beach	31	42	14	61	52	58	16	29
Wellington	84	88	66	84	82	63	88	83
West Melbourne	48	66	47	70	76	69	33	37
Weston	89	90	91	85	90	68	91	91
Winter Garden	61	60	49	66	50	82	44	63
Winter Haven	25	44	58	23	16	37	23	23
Winter Park	52	52	19	50	39	40	66	48
Winter Springs	87	83	70	83	91	54	87	88

Highway Safety Matrix - Ranking of Florida Cities

Group 3 -- Population 3,000-14,999 -- 121 Cities

(based on fatal and injury crashes during 2001-2005)

	Total F & I	Alcohol	Bicycle	Motorcycle	Pedestrian	Speed	Occupant Pro.	Agg. Driving
Alachua	29	38	65	65	67	2	30	33
Arcadia	31	86	14	90	8	21	9	31
Atlantic Beach	77	34	20	55	36	57	95	73
Auburndale	17	48	19	20	17	17	15	17
Avon Park	37	79	29	81	59	69	53	42
Bay Harbor Island	109	102	80	112	114	114	116	103
Belle Isle	119	105	117	114	108	117	117	117
Belleair	120	118	109	117	121	101	120	121
Belleview	6	26	96	7	13	11	5	4
Biscayne Park	116	120	117	117	101	117	121	116
Bowling Green	88	90	113	75	64	109	67	90
Brooksville	32	71	77	26	7	66	36	36
Callaway	96	81	101	86	96	84	92	92
Cape Canaveral	101	53	56	70	55	74	82	101
Cedar Grove	58	18	66	50	103	3	34	52
Chattahoochee	104	115	114	117	117	77	107	111
Chipley	67	91	91	117	65	103	64	62
Clewiston	55	50	93	64	92	27	21	55
Cocoa Beach	53	17	15	14	24	45	44	60
Crystal River	5	11	8	5	4	22	14	5
Dade City	10	52	31	32	29	6	11	10
Daytona Beach Shores	72	43	22	2	5	51	79	83
DeFuniak Springs	9	13	60	45	94	7	16	7
Destin	26	7	34	25	41	25	20	26
Dundee	54	24	117	98	69	34	39	53
Fellsmere	106	84	42	76	119	48	75	102
Fernandina Beach	81	65	57	74	37	50	47	78
Flagler Beach	85	77	104	16	84	108	71	80
Florida City	13	35	72	27	2	86	10	13
Fort Meade	89	103	87	102	74	97	78	88
Fort Myers Beach	87	29	58	73	39	72	65	93
Fruitland Park	24	58	46	13	45	87	18	23
Green Cove Springs	71	83	18	37	85	85	81	66
Groveland	50	117	73	34	90	41	41	46
Gulf Breeze	25	14	74	72	72	29	45	21
Gulfport	97	92	79	84	79	80	90	99
High Springs	86	107	102	62	89	106	104	81
Highland Beach	105	119	45	93	118	94	108	106
Holly Hill	39	32	27	4	43	60	29	39
Holmes Beach	93	46	17	48	73	79	73	91
Indian Harbor Beach	98	112	62	83	76	81	99	94
Indian River Shores	117	116	117	92	106	100	111	118
Indian Rocks Beach	95	69	64	33	63	110	96	96
Inverness	30	62	68	24	15	24	35	27
Islamorada	22	4	23	3	11	19	57	22
Juno Beach	11	2	9	12	62	18	25	12
Kenneth City	62	25	4	91	32	20	43	64
Key Biscayne	108	121	5	107	81	62	110	107
LaBelle	47	39	63	111	66	93	37	43
Lady Lake	64	75	106	56	16	90	66	63
Lake Alfred	112	110	88	63	78	107	113	115
Lake City	8	6	21	15	19	54	8	9
Lake Clark Shores	121	109	110	117	115	117	119	120
Lake Mary	40	16	100	36	99	5	59	35
Lake Park	56	70	49	57	48	65	69	54
Lake Wales	28	57	76	44	68	61	27	28
Lantana	7	15	50	40	26	31	28	6
Lauderdale by the Sea	76	74	11	101	10	39	94	86
Lighthouse Point	43	42	16	38	54	32	46	51
Live Oak	34	12	75	67	34	30	17	30
Longboat Key	110	51	39	116	105	104	89	113

	Total F & I	Alcohol	Bicycle	Motorcycle	Pedestrian	Speed	Occupant Pro.	Agg. Driving
Longwood	46	36	47	23	52	88	60	41
Macclenny	35	28	38	59	70	23	19	32
Madeira Beach	44	9	2	6	12	82	54	61
Madison	33	30	43	104	77	68	12	34
Marathon	45	22	7	8	60	43	51	48
Marianna	42	106	111	69	58	16	22	47
Mary Esther	41	66	71	35	27	96	50	38
Mascotte	90	67	98	85	107	35	68	82
Melbourne Beach	102	76	26	100	95	117	109	108
Miami Shores	59	97	55	89	28	113	85	56
Miami Springs	91	99	84	108	82	75	86	89
Milton	2	3	44	17	33	26	6	1
Minneola	94	98	117	94	111	76	106	84
Mount Dora	48	37	40	30	53	52	63	44
Mulberry	52	59	36	103	23	78	56	49
Neptune Beach	80	49	35	53	112	47	98	72
Newberry	49	20	28	97	42	42	42	45
Niceville	68	85	83	46	102	70	76	79
North Bay Village	107	113	112	106	87	105	103	104
North Palm Beach	60	80	67	78	97	49	62	57
Okeechobee	12	41	61	79	18	36	2	11
Oldsmar	38	19	37	39	71	33	52	37
Orange City	20	33	53	19	20	38	26	20
Orange Park	70	64	70	51	104	55	88	67
Pahokee	92	61	92	80	56	40	55	95
Palatka	14	27	59	28	14	56	3	16
Palm Beach	73	101	12	21	22	46	80	76
Palm Springs	118	114	107	113	113	95	118	119
Palmetto	19	54	32	42	47	73	48	29
Panama City Bch.	1	1	3	1	1	1	1	2
Parker	63	78	105	49	75	67	84	59
Pembroke Park	3	5	51	43	38	10	4	8
Perry	27	47	78	110	91	53	33	25
Ponce Inlet	113	68	94	60	80	15	112	109
Port Richey	4	10	1	11	3	8	7	3
Port St. Joe	103	104	97	115	110	58	83	100
Quincy	18	23	89	61	49	4	23	18
Sanibel	100	95	10	109	61	71	115	105
Satellite Beach	99	60	81	82	98	83	102	97
Sebring	51	82	103	47	109	89	40	50
South Bay	65	88	90	95	30	28	61	74
South Daytona	74	56	25	10	86	44	74	70
South Miami	21	55	82	71	21	117	70	24
South Pasadena	61	63	33	87	51	102	77	65
Springfield	111	100	99	99	116	98	101	110
St. Augustine	36	8	6	9	6	9	24	40
St. Augustine Bch.	82	31	13	52	57	59	72	77
St. Petersburg Bch.	79	40	48	31	50	99	97	75
Starke	15	73	41	41	9	13	31	15
Surfside	84	111	54	68	31	112	87	85
Sweetwater	75	89	116	96	88	116	100	71
Tavares	57	87	69	29	100	63	58	58
Tequesta	114	93	95	77	93	91	105	112
Treasure Island	83	21	52	22	35	37	91	87
Valparaiso	115	108	108	105	120	115	114	114
Wauchula	23	45	86	54	46	14	13	19
West Miami	66	96	85	58	44	111	49	68
Wildwood	69	94	115	88	83	12	38	69
Wilton Manors	78	72	24	66	40	92	93	98
Zephyrhills	16	44	30	18	25	64	32	14

The rankings from the *Highway Safety Matrix* were used to prioritize the requests for funding that the Traffic Safety Section received for FY 2008. Staff members could also use the matrix and their problem identification results to solicit agencies in high traffic safety problem areas to apply for highway safety funding.

Project Selection Process

The Traffic Safety Section received 228 requests for funding totaling more than \$37.8 million. These *concept papers* were assigned to the appropriate planner for review. Each concept paper was reviewed on the basis of whether it was a continuing program or a new request, if it satisfied a specific traffic safety need, if it would support the goal for the program area, and past funding history of the agency making the request. A standard form was used to complete the review. Each staff member ranked all of the funding proposals in his/her respective program areas. Continuing programs and funding requests from agencies in the communities that are ranked in the top 25% of the *Highway Safety Matrix* for the respective program area were given priority for funding.

Program Administration

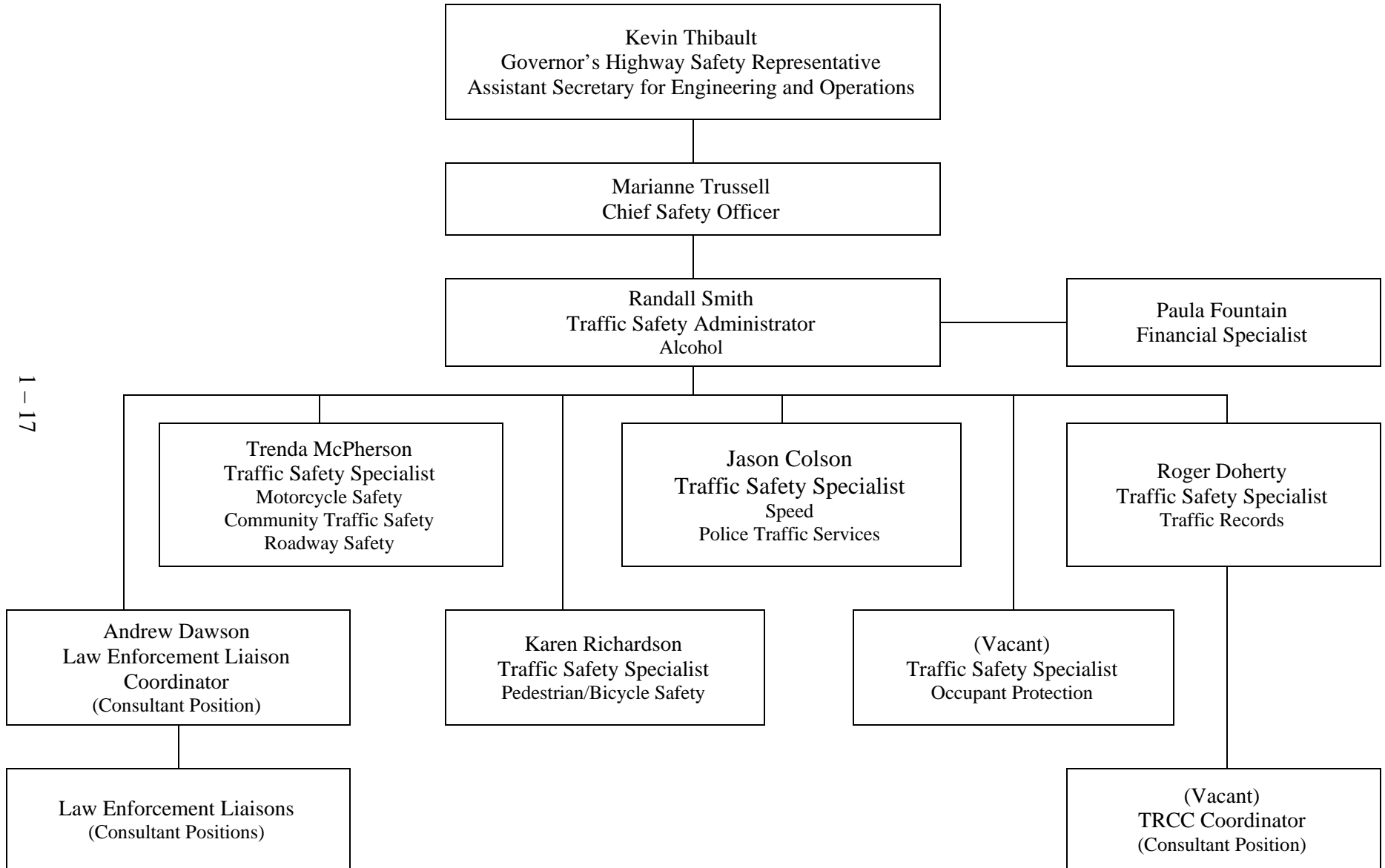
The Traffic Safety Section presently consists of seven full-time employees. All staff members serve as a resource to many different customers. Some of the section's customers include the following:

- Florida's 17 million residents,
- Law enforcement agencies and state attorney's offices,
- Safety organizations, such as MADD, Florida Bicycle Association, and the National Safety Council,
- State agencies, such as the Department of Highway Safety and Motor Vehicles,
- Hospitals and county public health offices, and
- Universities, colleges and schools.

This office plans and coordinates highway safety programming focused on public outreach and education; enhanced traffic law enforcement; integrating new public health strategies and techniques; promotion of new traffic safety technology; improved collaborations with the corporate community and safety organizations and improved communication and cooperation with state and local governments. Fiscal Year 2008 programming resources are directed at the following national and state priority areas: Planning and Administration, Occupant Protection, Community Traffic Safety, Alcohol, Police Traffic Services, Pedestrian and Bicycle Safety, Traffic Records, Motorcycle Safety, Speed Control, and Roadway Safety.

The Traffic Safety Section promotes public safety through the administration and distribution of federal highway safety funds for a variety of state and local highway safety programs and initiatives. The office is committed to providing accurate and timely data together with quality customer service. The total number of subgrant awards and total sum of federal funds allocated in these grants for which the section is responsible has never been greater than at the present time.

Organizational Chart
Traffic Safety Section in Florida Department of Transportation



1-17

Mission Statement

The Traffic Safety Section located within the Florida Department of Transportation's State Safety Office is committed to developing, implementing, and managing a data-driven comprehensive Highway Safety Program aimed at saving lives, preventing injuries and reducing related costs associated with traffic crashes on Florida's roadways.

Program Planning Calendar

January 1 – March 31	Concept papers are accepted from state and local governmental agencies for upcoming fiscal year.
March – May	Planners identify statewide problems and set goals and objectives.
April – June	Planners review concept papers and rank them in priority.
June – July	Planners select concept papers that will be funded and prepare their modules for the Highway Safety Plan.
July – August	Highway Safety Plan is reviewed by Traffic Safety Administrator.
August	Subgrant applications are sent to agencies approved for funding, and letters are sent to agencies that are not being funded.
August 31	Highway Safety Performance Plan is submitted to the National Highway Traffic Safety Administration.
September	Subgrant applications are processed for award on October 1, if funds are available.
October 1	New fiscal year begins and new highway safety activities begin upon award of subgrants.
October 31	Requests for reimbursement and fourth quarter and final reports for previous fiscal year must be mailed by subgrantees
November	Final reimbursement requests are processed for previous year.
December	The Annual Report is finalized.



HIGHWAY

SAFETY

PLAN

Planning and Administration Program Area

Goal: To provide an experienced staff to administer the federal highway safety program in Florida.

Section 402

Project Number: PA-08-01-01

Project Title: Operation of the Traffic Safety Section

Project Description: The Florida Department of Transportation will be reimbursed 50% for the salary and benefits costs of up to seven full time employees. The Traffic Safety Section staff is responsible for overseeing the development of the *Highway Safety Performance Plan* and for administering the highway safety subgrant funds that Florida receives.

Budget: \$270,000

Planning and Administration Budget Summary				
Project Number	Project Title/Agency	Budget	Match	Budget Source
PA-08-01-01	Operation of the Traffic Safety Section/Florida DOT	\$270,000	\$270,000	402
	402 Total	\$270,000	\$270,000	
	Total All Funds	\$270,000	\$270,000	

Planning and Administration Program Area

Paid Media Program Area

Section 402

Goal: To decrease the number of people killed in traffic crashes to below 3,250 in 2008 through a series of campaigns designed to increase public awareness of Florida's traffic safety problems.

Project Number: PM-08-07-01

Project Title: Traffic Safety Media Campaign at Professional Sports Events

Project Description: Funding will be awarded to Tallahassee Community College to coordinate a paid media campaign with major and minor league sports programs. Major league sports teams abound in Florida. This project will fund media advertisements with the following teams: Florida Panthers (NHL), Florida Marlins (MLB), Miami Heat (NBA), Orlando Magic (NBA), Tampa Bay Devil Rays (MLB), Tampa Bay Lightning (NHL) and all minor league baseball parks across the state.

Budget: \$1,250,000

Project Number: PM-08-07-02

Project Title: FSU Sports Marketing Traffic Safety Campaign

Project Description: Funding will be awarded to Florida State University to coordinate a paid media campaign during sports events. Funds will be used to purchase spots on statewide radio/TV network, advertisement in sports game-day programs, sign placement in sports venues, and development costs.

Budget: \$140,000

Project Number: PM-08-07-03

Project Title: UF Sports Marketing Traffic Safety Campaign

Project Description: Funding will be awarded to the University of Florida to coordinate a paid media campaign during sports events. Funds will be used to purchase spots on statewide radio/TV network, advertisement in sports game-day programs, sign placement in sports venues, and development costs.

Budget: \$140,000

Paid Media Program Area

Project Number: PM-08-07-04

Project Title: UM Sports Marketing Traffic Safety Campaign

Project Description: Funding will be awarded to the University of Miami to coordinate a paid media campaign during sports events. Funds will be used to purchase spots on statewide radio/TV network, advertisement in sports game-day programs, sign placement in sports venues, and development costs.

Budget: \$140,000

Section 163

Project Number: FPM-08-29-01

Project Title: Operation Nighthawk Campaign

Project Description: Funding will be awarded to Tallahassee Community College for the development of television and radio spots to support the statewide impaired driving enforcement efforts. Funds will be used to develop campaign materials, PSA type spots, and other direct project costs.

Budget: \$1,500,000

Section 405

Project Number: K2PM-08-20-01

Project Title: *Click It or Ticket* Paid Media Campaign

Project Description: Funding will be provided to Tallahassee Community College to implement a paid media program for the Memorial Day holiday Click It or Ticket enforcement wave. Funds will be used to develop campaign spots, media plan, and media placement.

Budget: \$1,523,637

Paid Media Program Area

Paid Media Budget Summary				
Project Number	Project Title/Agency	Budget	Match	Budget Source
PM-08-07-01	Traffic Safety Media Campaign at Professional Sports Events/TCC	\$1,250,000	\$0	402
PM-08-07-02	FSU Sports Marketing Traffic Safety Campaign/Florida State University	\$140,000	\$0	402
PM-08-07-03	UF Sports Marketing Traffic Safety Campaign/University of Florida	\$140,000	\$0	402
PM-08-07-04	UM Sports Marketing Traffic Safety Campaign/University of Miami	\$140,000	\$0	402
FPM-08-29-01	Operation Nighthawk Campaign/Tallahassee Community College	\$1,500,000	\$0	163
K2PM-08-20-01	<i>Click It or Ticket</i> Paid Media Campaign/Tallahassee Community College	\$1,523,637	\$0	405
	402 Total	\$1,670,000	\$0	
	163 Total	\$1,500,000	\$0	
	405 Total	\$1,523,637	\$0	
	Total All Funds	\$4,69,3637	\$0	

Paid Media Program Area

Occupant Protection Program Area

Goal: To increase Florida's safety belt usage rate to 85% and to decrease the number of motor vehicle related fatalities not using safety belts by September 30, 2008.

Section 402

Project Number: OP-08-02-01

Project Title: Florida Special Needs Occupant Protection Program

Project Description: The Florida Department of Health will continue to expand this existing program by providing child passenger safety services to special needs children throughout the state. Funding includes educational and promotional items, child safety seats, laptop computers and digital cameras for documentation and processing.

Budget: \$80,850

Project Number: OP-08-02-02

Project Title: FHP Child Passenger Safety Program

Project Description: The Florida Highway Patrol will develop and implement a statewide child passenger safety program. This grant will not cover the area identified as Troop B's jurisdiction. Funding includes child seats, storage, educational and promotional items.

Budget: \$550,000

Project Number: OP-08-02-03

Project Title: Palatka Police Department Child Safety Program

Project Description: The Palatka Police Department will develop and implement a child passenger safety program in the City of Palatka. Funding includes one trailer with graphics, child safety seats, one generator, and training materials.

Budget: \$17,700

Occupant Protection Program Area

Project Number: OP-08-02-04

Project Title: Okeechobee County School Child Passenger Safety Program

Project Description: The Okeechobee County School Board will expand an existing child passenger safety program by acquiring child seats for school buses in this area. Funding includes child seats and safety vests specifically for utilization on school buses.

Budget: \$12,500

Project Number: OP-08-02-05

Project Title: Hardee County Child Passenger Safety Program

Project Description: The Hardee County Health Department will develop and implement a child passenger safety program in this area. Funding to include one trailer with graphics, educational materials, child seats, and fitting station supplies.

Budget: \$20,500

Project Number: OP-08-02-06

Project Title: Ocala Child Occupant Protection Program

Project Description: The Ocala Police Department will develop and implement a child passenger safety program in the City of Ocala. Funding will include child seats, educational materials, CPS training for personnel, and advertising.

Budget: \$14,500

Project Number: OP-08-02-07

Project Title: DeSoto County Child Passenger Safety Program

Project Description: The DeSoto County Health Department will develop and implement a child passenger safety program in this area. Funding will include child seats, educational materials, and fitting station supplies.

Budget: \$23,325

Occupant Protection Program Area

Project Number: OP-08-02-08

Project Title: Child Passenger Safety Station at UM/JMH

Project Description: The Injury Free Coalition for Kids of Miami will develop and implement a child passenger safety program at the UM/Jackson Memorial Hospital by providing child seats and installation training to patients. Funding will include child seats, fitting station supplies, promotional items, and educational items.

Budget: \$49,560

Project Number: OP-08-02-09

Project Title: BHCC Healthy Start Child Passenger Safety Program

Project Description: The Borinquen Health Care Center, Inc. will develop and implement a child passenger safety program by providing child seats and installation training to patients. Funding will include child seats, fitting station supplies, and educational materials.

Budget: \$37,600

Project Number: OP-08-02-10

Project Title: Volusia County Fire Services Child Safety Seat Program

Project Description: The Volusia County Fire Services will expand an existing child passenger safety program in Volusia County by providing child seats and installation training. Funding will include child seats, fitting station supplies, storage fees, advertising fees, training aids, and one laptop computer with a LCD projector.

Budget: \$45,500

Occupant Protection Program Area

Project Number: OP-08-02-11

Project Title: Glades County Child Passenger Safety Program

Project Description: The Glades County Health Department will expand an existing child passenger safety program in the county by providing child seats and installation training. Funding will include child seats, educational materials, and fitting station supplies.

Budget: \$17,750

Project Number: OP-08-02-12

Project Title: Local Occupant Protection Program

Project Description: To be determined.

Budget: \$124,739

Occupant Protection Program Area

Occupant Protection Budget Summary				
Project Number	Project Title/Agency	Budget	Match	Budget Source
OP-08-02-01	Florida Special Needs OP Program/Florida Department of Health	\$80,850	\$11,975	402
OP-08-02-02	FHP Child Passenger Safety Program/Florida Highway Patrol	\$550,000	\$0	402
OP-08-02-03	Palatka Police Department Child Safety Program/Palatka PD	\$17,700	\$0	402
OP-08-02-04	Okeechobee Co. School CPS Program/Okeechobee Co. School Board	\$12,500	\$0	402
OP-08-02-05	Hardee County CPS Program/Hardee County Health Department	\$20,500	\$0	402
OP-08-02-06	Ocala Child Occupant Protection Program/Ocala Police Department	\$14,500	\$0	402
OP-08-02-07	DeSoto County CPS Program/DeSoto County Health Department.	\$23,325	\$0	402
OP-08-02-08	CPS Station at UM/JMH/Injury Free Coalition for Kids in Miami	\$49,560	\$10,922	402
OP-08-02-09	BHCC Healthy Start CPS Program/Borinquen Health Care Center, Inc.	\$37,600	\$0	402
OP-08-02-10	Volusia Co. Fire Services Child Safety Seat Program/Volusia Fire Ser.	\$45,500	\$5,000	402
OP-08-02-11	Glades County CPS Program/Glades County Health Department	\$17,750	\$500	402
OP-08-02-12	Local Occupant Protection Program/To be determined	\$124,739	\$0	402
	402 Total	\$994,524	\$28,397	
	405 Total	\$0	\$0	
	157a Total	\$0	\$0	
	Total All Funds	\$994,524	\$28,397	

Occupant Protection Program Area

Community Traffic Safety Program Area

Section 402

Goal: To continue the enhancement of the Community Traffic Safety Teams by supporting on going public information and education programs that alter driver behavior in order to reduce traffic crashes, fatalities and injuries.

Project Number: CP-08-04-01

Project Title: Public Information and Education Program – District One

Project Description: FDOT District One will use program funds to continue assisting the Community Traffic Safety Teams (CTST) in District One with educational materials and promotional items to be distributed at community based events.

Budget: \$50,000

Project Number: CP-08-04-02

Project Title: Public Information and Education Program – District Two

Project Description: FDOT District Two will use program funds to continue assisting the Community Traffic Safety Teams (CTST) in District Two with educational materials and promotional items to be distributed at community based events.

Budget: \$50,000

Project Number: CP-08-04-03

Project Title: Public Information and Education Program – District Three

Project Description: FDOT District Three will use program funds to continue assisting the Community Traffic Safety Teams (CTST) in District Three with educational materials and promotional items to be distributed at community based events.

Budget: \$50,000

Community Traffic Safety Program Area

Project Number: CP-08-04-04

Project Title: Public Information and Education Program – District Four

Project Description: FDOT District Four will use program funds to continue assisting the Community Traffic Safety Teams (CTST) in District Four with educational materials and promotional items to be distributed at community based events.

Budget: \$50,000

Project Number: CP-08-04-05

Project Title: Public Information and Education Program – District Five

Project Description: FDOT District Five will use program funds to continue assisting the Community Traffic Safety Teams (CTST) in District Five with educational materials and promotional items to be distributed at community based events.

Budget: \$50,000

Project Number: CP-08-04-06

Project Title: Public Information and Education Program – District Six

Project Description: FDOT District Six will use program funds to continue assisting the Community Traffic Safety Teams (CTST) in District Six with educational materials and promotional items to be distributed at community based events.

Budget: \$50,000

Project Number: CP-08-04-07

Project Title: Public Information and Education Program – District Seven

Project Description: FDOT District Seven will use program funds to continue assisting the Community Traffic Safety Teams (CTST) in District Seven with educational materials and promotional items to be distributed at community based events.

Budget: \$50,000

Community Traffic Safety Program Area

Project Number: CP-08-04-08

Project Title: Levy County Teen Driver Improvement Program

Project Description: Levy County Sheriff's Office will continue its teen driver improvement program. This second year continuation will provide training at additional high schools in Levy County in an effort to reach the majority of teen drivers.

Budget: \$10,000

Project Number: CP-08-04-09

Project Title: Teen Traffic Safety Outreach in St. Johns County

Project Description: The St. Johns County Sheriff's Office will continue its teen traffic safety outreach program. This second year continuation will include additional speakers with a variety of traffic safety messages.

Budget: \$16,500

Project Number: CP-08-04-10

Project Title: Wakulla County Teen Outreach Program

Project Description: The Wakulla County Sheriff's Office will continue teen outreach presentations on traffic safety. This third year continuation will include forming partnerships with other state and local law enforcement agencies and the distribution of public information and educational materials that promote teen traffic safety.

Budget: \$10,000

Community Traffic Safety Program Area

Project Number: CP-08-04-11

Project Title: Safe Teen Driver Education and Public Awareness Program

Project Description: Safe Teen Driver will continue its three pronged educational and practical approach to decreasing teen driver crashes in the state of Florida in year two by partnering with schools and other community venues to provide educational presentations that will include first hand experiences from victims to families of victims of crashes caused by teen drivers. Safe Teen Driver will also continue to coordinate and participate in events designed to educate teen drivers about making safe, responsible driving choices.

Budget: \$129,300

Project Number: CP-08-04-12

Project Title: Florida Sheriff's Association Teen Driver Challenge

Project Description: The Florida Sheriff's Association will implement a statewide Teen Drive Challenge program that will provide teens with the knowledge and hands on experience in collision avoidance and safe driving techniques.

Budget: \$322,000

Project Number: CP-08-04-13

Project Title: Collision Avoidance Training for Teens

Project Description: The Orlando Police Department will implement a Collision Avoidance Training Program for teens that will address the leading cause of teen crashes – inexperience. This program is an advanced defensive driving and vehicle control program.

Budget: \$12,800

Community Traffic Safety Program Area

Project Number: CP-08-04-14

Project Title: Teen Safety Initiative: Stop Destructive Decisions

Project Description: The Florida Highway Patrol will implement a teen safety initiative, including large scale presentations on traffic safety in high schools statewide.

Budget: \$100,000

Project Number: CP-08-04-15

Project Title: Operation Safe Prom

Project Description: St. Johns County Sheriff's Office will incorporate an underage alcohol education/prevention program in each of the five high schools. Operation Safe Prom utilizes guest speakers promoting traffic safety as well as a mock DUI that takes the students all the way from the destructive decision through the funeral.

Budget: \$28,200

Project Number: CP-08-04-16

Project Title: Sarasota County Traffic Calming Educational Initiative

Project Description: Sarasota County Public Works will implement a traffic calming initiative with the goal of altering long term driver behavior through social marketing practices. Strategies include educational workshops, distribution of PI&E materials, and additional enforcement.

Budget: \$32,167

Community Traffic Safety Program Area

Project Number: CP-08-04-17

Project Title: Highway Safety Training Support

Project Description: The Institute of Police Technology and Management at the University of North Florida will continue to provide travel expenses for select highway safety professionals to attend approved professional development programs and grant related activities. All conference travel, registration fees, and hotel costs in excess of \$100 per night must have prior approval from the State Safety Office. All out-of-state travel must have prior approval of both the State Safety Office and the Assistant Secretary of FDOT.

Budget: \$75,000

Project Number: CP-08-04-18

Project Title: Miami-Dade Teen Driver Pilot Program

Project Description: The Department of Highway Safety and Motor Vehicles will continue its multicultural teen outreach program in Miami-Dade County for a second year.

Budget: \$58,967

Project Number: CP-08-04-19

Project Title: Public Information and Education Materials

Project Description: Funding to support the purchase of public information and education materials for distribution by the State Safety Office will be given to an agency to be determined.

Budget: \$25,000

Community Traffic Safety Program Area

Community Traffic Safety Budget Summary				
Project Number	Project Title/Agency	Budget	Match	Budget Source
CP-08-04-01	Public Information and Education Program/FDOT District 1	\$50,000	\$0	402
CP-08-04-02	Public Information and Education Program/FDOT District 2	\$50,000	\$0	402
CP-08-04-03	Public Information and Education Program/FDOT District 3	\$50,000	\$0	402
CP-08-04-04	Public Information and Education Program/FDOT District 4	\$50,000	\$0	402
CP-08-04-05	Public Information and Education Program/FDOT District 5	\$50,000	\$0	402
CP-08-04-06	Public Information and Education Program/FDOT District 6	\$50,000	\$0	402
CP-08-04-07	Public Information and Education Program/FDOT District 7	\$50,000	\$0	402
CP-08-04-08	Levy County Teen Driver Improvement Program/LCSO	\$10,000	\$0	402
CP-08-04-09	Teen Traffic Safety Outreach in St. Johns County/SJCSO	\$16,500	\$0	402
CP-08-04-10	Wakulla County Teen Outreach Program/WCSO	\$10,000	\$0	402
CP-08-04-11	Safe Teen Driver Education and Public Awareness Program/Safe Teen Driver	\$129,300	\$0	402
CP-08-04-12	Florida Sheriff's Association Teen Driver Challenge/FSA	\$322,000	\$0	402
CP-08-04-13	Collision Avoidance Training for Teens/Orlando PD	\$12,800	\$0	402
CP-08-04-14	Teen Safety Initiative/Stop Destructive Decisions/FHP	\$100,000	\$0	402
CP-08-04-15	Operation Safe Prom/St. Johns County SO	\$28,200	\$0	402
CP-08-04-16	Sarasota County Traffic Calming Educational Initiative/SCPW	\$32,167	\$0	402
CP-08-04-17	Highway Safety Training Support/University of N. Florida	\$75,000	\$0	402
CP-08-04-18	Miami-Dade Teen Driver Pilot Program/DHSMV	\$58,967	\$0	402
CP-08-04-19	Public Information and Educational Materials/TBD	\$25,000	\$0	402
	402 Total	\$1,169,934	\$0	
	Total All Funds	\$1,169,934	\$0	

Community Traffic Safety Program Area

Alcohol Program Area

Goal: To reduce the number of people killed in alcohol-related crashes to less than 1,070 in 2008 through increased DUI enforcement and public awareness activities.

Section 402

Project Number: AL-08-05-01

Project Title: Florida Student Traffic Safety Program

Project Description: The Tallahassee Community College will continue to provide coordination for the alcohol prevention activities of the BACCHUS and GAMMA Peer Education Network at the college level and Students Against Destructive Decisions at the high school level. Subgrant funds will support the salaries of the program coordinator, program assistant, and administrative assistant, the development of web-based and traditional educational programming, the purchase and distribution of promotional and awareness items, and training for student leaders.

Budget: \$319,832

Project Number: AL-08-05-02

Project Title: DUI Training Classes/Symposium

Project Description: The Institute of Police Technology and Management at the University of North Florida will provide specialized training for law enforcement officers, prosecutors, civilian employees of law enforcement agencies, state employees, and investigators with government agencies. Classes will include DUI Case Preparation, In-Car Video, SFST and SFST Instructor, Sobriety Checkpoint Operations, Detecting False Drivers Licenses, and Administrative Hearing Preparation, as well as the Florida Breath Test Conference and the annual DUI Symposium. Tuition will be free for Florida law enforcement officers, prosecutors, civilian employees of law enforcement agencies, state employees, DUI professionals, and investigators with other Florida government agencies.

Budget: \$575,050

Alcohol Program Area

Project Number: AL-08-05-03

Project Title: Legal Training for Hearing Officer

Project Description: The Department of Highway Safety and Motor Vehicles will provide training related to the administrative suspension of drivers licenses to hearing officers and support staff. Travel expenses for the hearing officers and support staff to attend the training will be reimbursed.

Budget: \$110,250

Project Number: AL-08-05-04

Project Title: Levy County Checkpoint Equipment

Project Description: The Levy County Sheriff's Office will receive funding to purchase a checkpoint trailer, variable message board, 36-inch reflective cones and signs with stands so that the agency can conduct safe checkpoints

Budget: \$21,700

Project Number: AL-08-05-05

Project Title: Lee County Impaired Driving

Project Description: Lee County Sheriff's Office will receive funding for checkpoint overtime salaries. Equipment will be used at checkpoints to create a safer environment for personnel.

Budget: \$61,600

Alcohol Program Area

Project Number: AL-08-05-06

Project Title: Alcohol Assessment

Project Description: Tallahassee Community College will receive funding for the alcohol assessment that will be conducted in either January or February 2008. Funds will be used for travel expenses, equipment and room rental, and consultant fees for the six-person assessment team.

Budget: \$40,000

Project Number: AL-08-05-07

Project Title: DUI Prosecutor Pilot Program

Project Description: Tallahassee Community College will receive funding for a DUI Special Prosecutor. The special prosecutor will be placed in the office of a State's Attorney that will be determined at a later date. The placement of the special prosecutor will be based on the need of the state's attorney office workload and the magnitude of the DUI crash problem in the district. The funds will be used for salary/benefits, training, and travel.

Budget: \$250,000

Project Number: AL-08-05-08

Project Title: Drug Evaluation and Classification Program

Project Description: The Institute of Police Technology and Management at the University of North Florida will continue to provide statewide coordination for the DEC Program. Drug Recognition Expert (DRE), Drugs that Impair Driving, Drug Impaired Training for Educational Professionals, and Medical Foundations of HGN classes will be taught. The Institute will oversee the certification and re-certification process for Florida DREs.

Budget: \$313,939

Alcohol Program Area

Project Number: AL-08-05-09

Project Title: Florida Sustained Enforcement Program Coordination

Project Description: Tallahassee Community College will coordinate the day-to-day activities of the Florida Sustained Enforcement Program. The program has three primary components: 1) enforcement; 2) public awareness; 3) evaluation. Subgrant funds will reimburse the salaries and benefits for TCC personnel assigned to the program, and some travel.

Budget: \$140,000

Project Number: AL-08-05-10

Project Title: Miami Beach Checkpoint Overtime Project

Project Description: The Miami Beach Police Department will receive funding for checkpoint overtime and a maximum of eight digital video cameras.

Budget: \$65,397

Project Number: AL-08-05-11

Project Title: Clermont Checkpoint Overtime Project

Project Description: The Clermont Police Department will receive funding for checkpoint overtime and a DUI enforcement vehicle with radar and in-car video unit.

Budget: \$59,342

Alcohol Program Area

Section 410

Project Number: J8-08-06-01

Project Title: Tenth Judicial Circuit DUI Court Pilot Program

Project Description: The 10th Judicial Circuit Court in Polk County will implement the DUI Court pilot program in for 50 repeat offenders. Participants will be admitted based on established eligibility criteria. The program will reduce DUI behavior in participants using a coordinated approach to include on-going judicial supervision, intensive community supervision, treatment, alcohol screenings, and community involvement. There will be a 25% local match of salaries and benefits.

Budget: \$80,560

Project Number: J8-08-06-02

Project Title: The New Port Richey Community Traffic Initiative

Project Description: The New Port Richey Police Department will continue two DUI enforcement specialist positions to combat the impaired driving problem in the city. The Department will conduct weekly saturation patrols and participate in the Sustained Enforcement Initiative. The city will provide a 50% match.

Budget: \$84,747

Project Number: J8-08-06-03

Project Title: Pembroke Pines DUI Reduction Program

Project Description: The Pembroke Pines Police Department will receive funding for DUI checkpoint equipment and overtime. The agency participates in the Sustained Enforcement Initiative.

Budget: \$35,600

Alcohol Program Area

Project Number: J8-08-06-04

Project Title: Lake Worth Residential Checkpoint Program

Project Description: The Lake Worth Police Department will receive funding for overtime to conduct at least one low manpower DUI checkpoint each month.

Budget: \$21,600

Project Number: J8-08-06-05

Project Title: The HCSO Fights DUI

Project Description: The Hillsborough County Sheriff's Office will receive second year funding for three DUI enforcement positions. The agency will conduct two checkpoints monthly and report its activities to the Sustained Enforcement Program office. There will be a 25% match of salaries and benefits.

Budget: \$178,860

Project Number: J8-08-06-06

Project Title: Orange City DUI Traffic Enforcement

Project Description: The Orange City Police Department will receive funding for a fully equipped DUI vehicle. The Department will continue to conduct DUI/Safety checkpoints each month and report their results.

Budget: \$39,850

Alcohol Program Area

Project Number: J8-08-06-07

Project Title: Gulf County DUI Enforcement

Project Description: The Gulf County Sheriff's Office will receive continued funding for a DUI enforcement specialist position. The deputy will work during hours when alcohol-related crashes occur. There is a 50% match.

Budget: \$20,834

Project Number: J8-08-06-08

Project Title: Local DUI Enforcement Project

Project Description: To be determined

Budget: \$10,468

Project Number: K8-08-06-09

Project Title: Fort Myers DUI Checkpoint Program

Project Description: The Fort Myers Police Department will receive funding for equipment to use at DUI checkpoints and checkpoint overtime funds to conduct at least one checkpoint per month.

Budget: \$69,074

Alcohol Program Area

Project Number: K8-08-06-10

Project Title: Traffic Safety Resource Prosecutor

Project Description: The Tallahassee Community College will cooperate with the Florida Prosecuting Attorneys Association and provide training for prosecutors and law enforcement officers and provide technical support to prosecutors. Two traffic safety resource prosecutors and one administrative assistant will be hired. The FPAA will train beginning prosecutors in DUI case law and trial tactics, train more advanced DUI prosecutors and felony prosecutors in the legal, scientific, and tactical aspects of DUI prosecution. Speakers for the training sessions will primarily come from Florida organizations and will include assistant state attorneys, FDLE Alcohol Testing Program personnel, toxicologists, law enforcement officers, and crash reconstructionists. Resources will be used to fund salaries/benefits, travel, facility fees, printing, and other direct program costs.

Budget: \$500,000

Project Number: K8-08-06-11

Project Title: Technical Advisory Committee on DUI Enforcement & Prosecution

Project Description: The Institute of Police Technology and Management at the University of North Florida will bring together technical groups and subject experts representing various disciplines to provide recommendations and give testimony on critical issues in the law enforcement community. The issues that will be addressed are traffic law legislation, judicial rulings, new technologies and enforcement options. Limited out of state travel will be provided for committee members to stay current on the latest issues. Funding will also be provided for consultants to participate in various committees and/or to provide expert testimony, approximately 12 breath test personnel to attend the International Association for Chemical Testers (IACT) Conference. An Underage Drinking Rapid Response Team will be formed with members of the Technical Review Committee and other professionals interested in underage drinking prevention. Members from selected counties will attend the NHTSA DUI Court Training to learn how to set up a program in their county.

Budget: \$109,935

Alcohol Program Area

Project Number: K8-08-06-12

Project Title: Project Title: Statewide DUI Checkpoint Program

Project Description: The Florida Highway Patrol will receive funding to conduct checkpoints each weekend in all troop districts. Funds will be utilized for overtime and equipment.

Budget: \$794,445

Project Number: K8-08-06-13

Project Title: Manatee County DUI Enforcement Project

Project Description: Manatee County Sheriff's Office will receive funding for second year funding for a DUI deputy. The agency will continue to conduct at least one checkpoint a month. There is a 25% match.

Budget: \$54,511

Project Number: K8-08-06-14

Project Title: Putnam DUI Enforcement Squad

Project Description: The Putnam County Sheriff's Office will receive second year funding for a DUI enforcement position. The agency will conduct saturation patrols and checkpoints. There will be a 25% match on salary and benefits.

Budget: \$43,739

Project Number: K8-08-06-15

Project Title: The St. Pete Beach Community Traffic Initiative

Project Description: The St. Pete Beach Police Department will receive second year funding for a full time DUI enforcement officer. The agency participates in the Sustained Enforcement Initiative. There will be a 25% match on salary and benefits.

Budget: \$66,191

Alcohol Program Area

Project Number: K8-08-06-16

Project Title: Franklin County Impaired Driving Enforcement Program

Project Description: The Franklin County Sheriff's Office will receive second year funding for a new DUI enforcement position. There will be a 25% match on salary and benefits.

Budget: \$52,885

Project Number: K8-08-06-17

Project Title: Florida Sustained Enforcement Program Incentive Project

Project Description: Tallahassee Community College will coordinate the purchase and distribution of incentive equipment to those agencies that participate in the Sustained Enforcement Program and the annual impaired driving enforcement waves.

Budget: \$613,960

Project Number: K8-08-06-18

Project Title: South Daytona DUI Checkpoint Project

Project Description: The South Daytona Police Department will receive overtime funding to conduct at least one checkpoint each month. The agency participates in the Sustained Enforcement Initiative.

Budget: \$21,600

Project Number: K8-08-06-19

Project Title: St. Johns County DUI Checkpoint Project

Project Description: St. Johns County Sheriffs Office will receive overtime funding to conduct DUI checkpoints and equipment. There is a 25% match.

Budget: \$21,600

Alcohol Program Area

Project Number: K8-08-06-20

Project Title: Miami DUI Checkpoint Project

Project Description: The Miami Police Department will receive overtime funding to conduct at least one checkpoint each month. The agency participates in the Sustained Enforcement Initiative.

Budget: \$21,600

Project Number: K8-08-06-21

Project Title: Marion County DUI Checkpoint Project

Project Description: The Marion County Sheriff's Office will receive overtime funding to conduct at least one checkpoint each month. The agency participates in the Sustained Enforcement Initiative.

Budget: \$21,600

Project Number: K8-08-06-22

Project Title: Homestead DUI Checkpoint Project

Project Description: The Homestead Police Department will receive overtime funding to conduct at least one checkpoint each month. The agency participates in the Sustained Enforcement Initiative.

Budget: \$42,300

Project Number: K8-08-06-23

Project Title: Local Impaired Driving Enforcement Project

Project Description: To be determined.

Budget: \$7,961

Alcohol Program Area

Alcohol Budget Summary				
Project Number	Project Title/Agency	Budget	Match	Budget Source
AL-08-05-01	Florida Student Traffic Safety Program/Tallahassee Community College	\$319,832	\$0	402
AL-08-05-02	DUI Training Classes/Symposium/University of North Florida	\$575,050	\$0	402
AL-08-05-03	Legal Training for Hearing Officer/DHSMV	\$110,250	\$0	402
AL-08-05-04	Levy County Checkpoint Equipment/Levy County SO	\$21,700	\$0	402
AL-08-05-05	Lee County Impaired Driving/Lee County SO	\$61,600	\$0	402
AL-08-05-06	Alcohol Assessment/Tallahassee Community College	\$40,000	\$0	402
AL-08-05-07	DUI Prosecutor Pilot Program/Tallahassee Community College	\$250,000	\$0	402
AL-08-05-08	Drug Evaluation and Classification Program/University of North Florida	\$313,939	\$0	402
AL-08-05-09	Florida Sustained Enforcement Program Coordination/Tallahassee Comm. Col.	\$140,000	\$0	402
AL-08-05-10	Miami Beach Checkpoint Overtime Project/City of Miami Beach	\$65,397	\$0	402
AL-08-05-11	Clermont Checkpoint Overtime Project/City of Clermont	\$59,342	\$0	402
J8-08-06-01	Tenth Judicial Circuit Court DUI Court Pilot Program/Polk County	\$80,560	\$26,853	410
J8-08-06-02	New Port Richey DUI Initiative/New Port Richey PD	\$84,747	\$84,748	410
J8-08-06-03	Pembroke Pines DUI Reduction Program/Pembroke Pines PD	\$35,600	\$0	410
J8-08-06-04	Lake Worth Residential Checkpoint Program/Lake Worth PD	\$21,600	\$0	410
J8-08-06-05	The HCSO Fights DUI/Hillsborough County SO	\$178,860	\$59,619	410
J8-08-06-06	Orange City DUI Traffic Enforcement/Orange City PD	\$39,850	\$0	410
J8-08-06-07	Gulf County DUI Specialist/Gulf County SO	\$20,834	\$20,834	410
J8-08-06-08	Local DUI Enforcement Project/To be determined	\$10,468	\$0	410
K8-08-06-09	Fort Myers DUI Checkpoint Program/Fort Myers PD	\$69,074	\$0	410
K8-08-06-10	Traffic Safety Resource Prosecutor Program/Tallahassee Community College	\$500,000	\$0	410
K8-08-06-11	Technical Advisory Committee on DUI Enforcement & Prosecution/UNF	\$109,935	\$0	410
K8-08-06-12	Statewide DUI Checkpoint Program/Florida Highway Patrol	\$794,445	\$0	410
K8-08-06-13	Manatee County DUI Enforcement Project/Manatee County SO	\$54,511	\$18,171	410
K8-08-06-14	Putnam DUI Enforcement Squad/Putnam County SO	\$43,739	\$12,579	410
K8-08-06-15	The St. Pete Beach Community Traffic Initiative/St. Pete Beach PD	\$66,191	\$15,397	410
K8-08-06-16	Franklin County Impaired Driving Enforcement Program/Franklin County SO	\$52,885	\$8,990	410
K8-08-06-17	Florida Sustained Enforcement Program Incentive Project/TCC	\$613,960	\$0	410
K8-08-06-18	South Daytona DUI Checkpoint Project/South Daytona PD	\$21,600	\$0	410
K8-08-06-19	St. Johns County DUI Checkpoint Pilot Project/St. Johns County SO	\$21,600	\$0	410
K8-08-06-20	Miami DUI Checkpoint Pilot Project/Miami PD	\$21,600	\$0	410
K8-08-06-21	Marion County DUI Checkpoint Pilot Project/Marion County SO	\$21,600	\$0	410
K8-08-06-22	Homestead DUI Checkpoint Pilot Project/Homestead PD	\$42,300	\$0	410
K8-08-06-23	Local Impaired Driving Enforcement Project/To be determined	\$7,961	\$0	410
	402 Total	\$1,957,110	\$0	
	410 (J8) Total	\$472,519	\$192,054	
	410 (K8) Total	\$2,441,401	\$55,137	
	Total All Funds	\$4,871,030	\$247,191	

Pedestrian/Bicycle Safety Program Area

Goal: To reduce pedestrian fatalities to 525 and bicyclist fatalities to 95 by 2008 through the implementation of pedestrian and bicycle education, planning, and enforcement programs aimed at decreasing pedestrian and bicyclist fatalities.

Section 402

Project Number: PS-08-08-01

Project Title: Florida Bicycle Helmet Promotion Program

Project Description: The Florida Department of Health will continue to coordinate statewide bicycle education and helmet distribution program, working with Safe Kids Coalitions and Chapters and other school and safety organizations.

Budget: \$113,404

Project Number: PS-08-08-02

Project Title: Bicycle Helmets to Prevent Acquired Epilepsy

Project Description: The Epilepsy Foundation of Florida will coordinate a helmet training and distribution program through the 126 Statewide Bicycle Safety Partnerships. They will be responsible for purchasing and distributing helmets statewide for the purpose of improving bicycle safety for all users. The Epilepsy Foundation of Florida will also become the distribution center that will be providing an assortment of bicycle and pedestrian educational and promotional items.

Budget: \$400,000

Project Number: PS-08-08-03

Project Title: Palm Beach County Bicycle Safety Initiative

Project Description: Palm Beach County Sheriff's Office will purchase bicycles and helmets to be fitted and distributed during bicycle/pedestrian safety events conducted at area schools.

Budget: \$88,750

Pedestrian/Bicycle Safety Program Area

Project Number: PS-08-08-04

Project Title: HCSO Bicycle and Pedestrian Safety Program

Project Description: Hillsborough County Sheriff's Office will continue a comprehensive bicycle and pedestrian education and enforcement program throughout the county. League certified instructors will work with school children, parents, and teachers at school sponsored events to learn about safety factors and rules for bicycle and pedestrian safety.

Budget: \$20,500

Project Number: PS-08-08-05

Project Title: Safe Crossings Program for Elderly Pedestrians

Project Description: The University of Miami Miller School of Medicine will develop the Safe Crossings program to increase awareness of safe elderly pedestrian behaviors in Miami-Dade county and promote community involvement.

Budget: \$53,550

Project Number: PS-08-08-06

Project Title: Pedestrian/Bicycle Staff Support

Project Description: The University of North Florida will provide a consultant to the FDOT Safety Office to assist in carrying out pedestrian/bicycle safety activities. Funding for travel is included.

Budget: \$68,103

Pedestrian/Bicycle Safety Program Area

Pedestrian/Bicycle Safety Budget Summary				
Project Number	Project Title/	Budget	Match	Budget Source
PS-08-08-01	Florida Bicycle Helmet Promotion Program/Florida Department of Health	\$113,404	\$0	402
PS-08-08-02	Bicycle Helmets to Prevent Acquired Epilepsy/Epilepsy Foundation of Florida	\$400,000	\$0	402
PS-08-08-03	Palm Beach County Bicycle Safety Initiative/Palm Beach Co. SO	\$88,750	\$0	402
PS-08-08-04	HCSO Bicycle and Pedestrian Safety Program/Hillsborough Co SO	\$20,500	\$0	402
PS-08-08-05	Safe Crossings Program for Elderly Pedestrians/University of Miami	\$53,550	\$0	402
PS-08-08-06	Pedestrian/Bicycle Staff Support/University of North Florida	\$68,103	\$0	402
	402 Total	\$744,307	\$0	
	Total All Funds	\$744,307	\$0	

Pedestrian/Bicycle Safety Program Area

Traffic Records Program Area

Goal: To work with at least 100 local law enforcement agencies to increase the accuracy and timeliness of their crash reporting by getting them to use TraCS software and to support DHSMV in making electronic submission of crash reports a reality by September 30, 2008.

Section 402

Project Number: TR-08-09-01

Project Title: TraCS Support, Enhancement, and Training

Project Description: The FAMU-FSU College of Engineering will market the TraCS National Model software in Florida and provide training and support to law enforcement agencies using TraCS. Enhancements to existing forms will be made when necessary. A maximum of seven full time positions and one part time position will be funded.

Budget: \$548,449

Project Number: TR-08-09-02

Project Title: Records Management and Enforcement Efficiency Program

Project Description: The University of South Florida Police Department will receive funding to purchase equipment to enter crash reports and citations electronically. The police department will implement TraCS as their citation software.

Budget: \$37,000

Project Number: TR-08-09-03

Project Title: FHP Motor Squad Hand-Held Ticketing Units

Project Description: FHP will receive funding for equipment to allow their motorcycle officers to complete citations electronically. The equipment that will be purchased will be compatible with the crash and citation software that the patrol is currently using.

Budget: \$160,000

Traffic Records Program Area

Project Number: TR-08-09-04

Project Title: Pasco County Traffic Crash Management System

Project Description: The Pasco County Sheriff's Office will receive final-year funding for an analyst position and software updates. The analyst will identify the top 10 locations for alcohol-related crashes and Speed/aggressive driving crashes. There is a 50% local match for the salary and benefits.

Budget: \$30,130

Project Number: TR-08-09-05

Project Title: Integrated Traffic and Public Safety Analysis Project

Project Description: The Jacksonville Sheriff's Office will receive second year funding for an analyst position to deal with traffic crash and other traffic data. The data will be used to formulate plans to combat traffic problems. There is a 20% local match on salary and benefits.

Budget: \$45,741

Project Number: TR-08-09-06

Project Title: Polk County Traffic Crash Management System

Project Description: The Polk County Sheriff's Office receive second year funding for a traffic analyst position. Information prepared by the analyst will be used to plan at least five traffic operations each month. There is a 20% local match on salary and benefits.

Budget: \$35,824

Traffic Records Program Area

Project Number: TR-08-09-07

Project Title: Escambia County Crash Data GIS Mapping

Project Description: Escambia County Engineering Department will create a data entry position. Computer equipment and software will be purchased. The data will be used to determine where on-site investigations should be performed to look for hazards.

Budget: \$29,070

Project Number: TR-08-09-08

Project Title: Winter Park TraCS Equipment Support

Project Description: The Winter Park PD will implement TraCS and receive funding to purchase equipment to be used in the completion and processing of crash reports and citation forms.

Budget: \$42,292

Project Number: TR-08-09-09

Project Title: Countywide Integrated Crash Data Management System

Project Description: Martin County will contract with an outside agency to develop an integrated Crash Data Management System for use by all County-authorized agencies. The system will provide an efficient method for processing, mapping, querying and analyzing crash data.

Budget: \$37,800

Traffic Records Program Area

Section 408

Project Number: K9-08-18-01

Project Title: Traffic Records Coordinating Committee Coordinator

Project Description: A part time coordinator will be hired to provide technical support to the TRCC Executive Board and its committees. The coordinator will also update Florida's information on the TSASS web site. Travel for TRCC members to traffic records conferences may also be reimbursed.

Budget: \$52,200

Project Number: K9-08-18-02

Project Title: Field Data Collection for NEMSIS Compliance

Project Description: The Department of Health will provide hardware and software to local Emergency Medical Service providers so that they can provide data to the Florida EMSTAR system. This information is required to be collected under the National EMS Information System (NEMSIS).

Budget: \$495,000

Project Number: K9-08-18-03

Project Title: Traffic Crash Reporting Form Workshop

Project Description: The Institute of Police Technology and Management at the University of North Florida will develop a traffic crash form reporting workshop for law enforcement trainers. This will be an instructor workshop, and the participants will be expected to go back to their individual agencies and train patrol and traffic officers.

Budget: \$54,075

Traffic Records Program Area

Project Number: K9-08-18-04

Project Title: Off State Road Crash Location and Roadway Characteristic Information

Project Description: Consultant services will be used to develop applications for use in geo-location of crashes on local roads, for projecting local roadway characteristic data where not otherwise available, for developing reporting tools, and as needed to supplement existing staff in the processing of crash records into the system.

Budget: \$600,000

Project Number: K9-08-18-05

Project Title: Florida's Unified Roadway Basemap Initiative

Project Description: The project will facilitate data collection of length and point items; establish methods for data sharing; and establish partnerships and cooperative agreements with various agencies to ensure data accuracy and consistency. The end product could be a comprehensive statewide roadway network.

Budget: \$900,000

Project Number: K9-08-18-06

Project Title: Supporting Electronic Crash Reporting by Local Agencies

Project Description: The purpose of this project is to convert from a paper to a electronic format for crash reports submitted by all law enforcement agencies. Highway Safety and Motor Vehicles also will create an online crash database accessible to other governmental entities free of charge. Receiving the crash reports electronically should make the data more timely and accurate.

Budget: \$156,000

Traffic Records Program Area

Project Number: K9-08-18-07

Project Title: Traffic Records Information Repository and Analysis System

Project Description: The University of Florida would develop a system to integrate crash data from multiple agencies in a secure, scalable, data warehouse that can be queried using plain-English analytical questions such as "What intersection in Metro Orlando had the highest rate of head-on crashes with the most fatalities in 2006?" This will be accomplished via enhancement, integration, and extension of existing database and analytical technologies developed at University in cooperation with TRCC, EMS, law enforcement, and trauma center personnel. The result will be a complete, uniformly coded, accurate system that integrates data from multiple sources in an internally consistent and compatible way, to produce uniformity of data representation and quality of analytical results.

Budget: \$247,375

Traffic Records Budget Summary				
Project Number	Project Title/Agency	Budget	Match	Budget Source
TR-08-09-01	TraCS Support, Enhancement, and Training/Florida State University	\$548,449	\$0	402
TR-08-09-02	Records Management and Enforcement Efficiency Program/USF Police	\$37,000	\$0	402
TR-08-09-03	FHP Motor Squad Hand-held Ticketing Units/DHSMV	\$160,000	\$0	402
TR-08-09-04	Pasco County Traffic Crash Management System/Pasco County SO	\$30,130	\$30,130	402
TR-08-09-05	Integrated Traffic and Public Safety Analysis Project/City of Jacksonville	\$45,741	\$11,186	402
TR-08-09-06	Polk County Traffic Crash Management System/Polk County SO	\$35,824	\$8,706	402
TR-08-09-07	Escambia County Crash Data GIS Mapping/Escambia County	\$29,070	\$0	402
TR-08-09-08	Winter Park TraCS Equipment Support/Winter Park PD	\$42,292	\$0	402
TR-08-09-09	Countywide Integrated Crash Data Management System/Martin County	\$37,800	\$0	402
K9-08-18-01	Traffic Records Coordinating Committee Coordinator/Univ. of N. Florida	\$52,200	\$0	408
K9-08-18-02	Field Data Collection for NEMSIS Compliance/Florida Dept. of Health	\$495,000	\$0	408
K9-08-18-03	Traffic Crash Reporting Form Workshop/University of North Florida	\$54,075	\$0	408
K9-08-18-04	Off State Road Crash Location and Roadway Characteristic Information/FDOT	\$600,000	\$0	408
K9-08-18-05	Florida's Unified Roadway Basemap Initiative/Florida Dept. of Transportation	\$900,000	\$0	408
K9-08-18-06	Supporting Electronic Crash Reporting by Local Agencies/DHSMV	\$156,000	\$0	408
K9-08-18-07	Traffic Records Information Repository and Analysis System/Univ. of Florida	\$247,375	\$0	408
402 Total		\$966,306	\$50,022	
408 Total		\$2,504,650	\$0	
Total All Funds		\$3,470,956	\$50,022	

Motorcycle Safety Program Area

Goal: To improve motorcycle safety public awareness and training programs with emphasis placed on implementation of recommendations set forth in the Florida Motorcycle Safety Strategic Plan.

Section 402

Project Number: MC-08-10-01

Project Title: Florida Motorcycle Training and Awareness Campaign

Project Description: The Florida Department of Highway Safety and Motor Vehicles will continue its motorcycle safety public awareness and training program with an emphasis placed on “share the road” in accordance with the recommendations set forth in the Florida Motorcycle Safety Strategic Plan.

Budget: \$480,000

Project Number: MC-08-10-02

Project Title: Florida Motorcycle Safety Committee and Strategic Plan Revision

Project Description: An agency will be selected to coordinate the activities of the Motorcycle Safety Committee. The committee will be responsible for revising the State of Florida Motorcycle Safety Strategic Plan.

Budget: \$200,000

Project Number: MC-08-10-03

Project Title: Putnam County Motorcycle Safety Program

Project Description: The Putnam County Sheriff’s Office will combine motorcycle safety and awareness with increased enforcement in an effort to reduce motorcycle crashes and fatalities.

Budget: \$21,318

Motorcycle Safety Program Area

Section 2010

Project Number: K6-08-11-01

Project Title: Share the Road Program

Project Description: To be determined.

Budget: \$225,414

Section 163

Project Number: FM-08-25-01

Project Title: FHP Reduction of Alcohol-Related Motorcycle Crashes

Project Description: The Florida Highway Patrol will continue its public outreach and education campaign to promote motorcycle safety with the primary emphasis placed on alcohol and its effects on both riders and passengers for the second year.

Budget: \$200,000

Motorcycle Safety Budget Summary				
Project Number	Project Title/Agency	Budget	Match	Budget Source
MC-08-10-01	Florida Motorcycle Training and Awareness Campaign/DHSMV	\$480,000	\$0	402
MC-08-10-02	Florida Motorcycle Safety Committee and Strategic Plan Revision/TBD	\$200,000	\$0	402
MC-08-10-03	Putnam County Motorcycle Safety Program/Putnam County SO	\$21,318	\$0	402
K6-08-11-01	Share the Road Program/TBD	\$225,414	\$0	2010
FM-08-25-01	FHP Reduction of Alcohol-Related Motorcycle Crashes/Fla. Highway Patrol	\$200,000	\$0	163
	402 Total	\$701,318	\$0	
	2010 Total	\$225,414	\$0	
	163 Total	200,000	\$0	
	Total All Funds	\$1,126,732	\$0	

Police Traffic Services Program Area

Section 402

Project Number: PT-08-12-01

Project Title: Police Traffic Training

Project Description: The Institute of Police Technology & Management (IPTM) will continue to offer selected training programs in traffic enforcement techniques, traffic enforcement program management, professionalism in traffic stops and crash investigation to members of law enforcement, law enforcement academy instructors, civilian crash investigators employed at a police agency, investigators from state attorney's offices, medical examiner office employees, and prosecutors statewide.

Budget: \$733,750

Project Number: PT-08-12-02

Project Title: Law Enforcement Liaison Program

Project Description: The Florida Law Enforcement Liaison program will promote highway safety initiatives implemented by the Department of Transportation Safety Office statewide. The LEL program will continue to utilize the *Click It or Ticket* enforcement wave, and the annual Law Enforcement Challenge to increase awareness, compliance, and law enforcement participation in traffic safety-related events. Subgrant funds will be used to reimburse the salaries and benefits of TCC personnel assigned to the program, travel for the personnel, incentive equipment for law enforcement agencies, and educational materials.

Budget: \$1,700,000

Police Traffic Services Program Area

Section 163

Project Number: FP-08-26-01

Project Title: Spanish Language Training for Traffic Officers

Project Description: The Tallahassee Community College will initiate a program to teach Spanish to law enforcement officers involved in traffic enforcement activities. Training programs will include Spanish levels I, II, and III, DUI and Traffic Spanish, and Advanced Spanish Immersion for law enforcement.

Budget: \$308,887

Police Traffic Services Budget Summary				
Project Number	Project Title/Agency	Budget	Match	Budget Source
PT-08-12-01	Police Traffic Training/University of North Florida	\$733,750	\$0	402
PT-08-12-02	Law Enforcement Liaison Program/Tallahassee Comm. College	\$1,700,000	\$0	402
FP-08-26-01	Spanish Language Training for Traffic Officers/TCC	\$308,887	\$0	163
	402 Total	\$2,433,750	\$0	
	163 Total	\$308,887	\$0	
	Total All Funds	\$2,742,637	\$0	

Speed Control Program Area

Goal: To plan and implement traffic safety enforcement and education operations aimed at reducing the number of fatalities and injuries related to unlawful speed and aggressive driving on the roadways of Florida.

Project Number: SC-08-13-01

Project Title: Florida Law Enforcement Liasion Speed Program

Project Description: The Florida Law Enforcement Liaison (LEL) program will continue existing speed and aggressive driving programs statewide. The LEL program will utilize the Red Light Running and Aggressive Driving enforcement waves, and the annual Law Enforcement Challenge to increase speed and aggressive driving awareness, compliance, and law enforcement participation in these and other traffic safety-related events.

Budget: \$712,960

Project Number: SC-08-13-02

Project Title: Leon County L.E.A.D. Enforcement Unit

Project Description: The Leon County Sheriff's Office will receive third year funding. Salary and benefits for one traffic deputy will be reimbursed at 50% with a 50% agency match. The grant will also fund an electronic message board.

Budget: \$63,388

Project Number: SC-08-13-03

Project Title: Lake Worth I-95 Project

Project Description: The Lake Worth Police Department will receive funding for one fully-equipped unconventional enforcement vehicle.

Budget: \$43,380

Speed Control Program Area

Project Number: SC-08-13-04

Project Title: Pasco County Operation Race Track III

Project Description: The Pasco County Sheriff's Office will receive third year funding. Salary and benefits for one traffic deputy will be reimbursed at a rate of 50% with a 50% agency match.

Budget: \$35,522

Project Number: SC-08-13-05

Project Title: West Palm Beach I-95 Project

Project Description: The West Palm Beach Police Department will receive third year continuation funding. One fully-equipped unconventional enforcement vehicle and one speed sign analysis board and trailer will be funded.

Budget: \$65,739

Project Number: SC-08-13-06

Project Title: Palm Beach County I-95 Task Force

Project Description: The Palm Beach County Sheriff's Office will receive third year funding. Salary and benefits for one traffic deputy will be reimbursed at a rate of 50% with a 50% agency match.

Budget: \$35,894

Project Number: SC-08-13-07

Project Title: Marion County S.T.E.E.R. Program

Project Description: The Marion County Sheriff's Office will receive second year funding for one unconventional enforcement vehicle.

Budget: \$32,500

Speed Control Program Area

Project Number: SC-08-13-08

Project Title: The Pinellas L.E.A.D. Initiative

Project Description: The Pinellas County Sheriff's Office will receive third year funding. Salary and benefits for two traffic deputies will be reimbursed at a rate of 50% with a 50% agency match.

Budget: \$82,326

Project Number: SC-08-13-09

Project Title: Lee County Aggressive Driving Program

Project Description: The Lee County Sheriff's Office will receive a second year funding for one unconventional enforcement vehicle and laser speed measurement units.

Budget: \$49,000

Project Number: SC-08-13-10

Project Title: Miami Aggressive Driving Enforcement Project

Project Description: The Miami Police Department will implement an aggressive driving program. Funding for two fully-equipped unconventional enforcement vehicles and two variable message boards will be provided.

Budget: \$127,334

Project Number: SC-08-13-11

Project Title: SCEPTRE: Speed Control, Educate Public, TRaffic Enforce

Project Description: The Orlando Police Department will expand its aggressive driving enforcement efforts with a new program. Funding will be provided for two fully-equipped unconventional enforcement vehicles and two variable message boards.

Budget: \$113,000

Speed Control Program Area

Project Number: SC-08-13-12

Project Title: Safe Streets Jacksonville

Project Description: The Jacksonville Sheriff's Office will expand its existing aggressive driving enforcement efforts by providing laser and radar speed measurement units to officers.

Budget: \$114,200

Project Number: SC-08-13-13

Project Title: BCSO Aggressive Driving Reduction Program

Project Description: The Bay County Sheriff's Office will expand its existing aggressive driving enforcement efforts by implementing new program. Funding will be provided for one fully-equipped unconventional enforcement vehicle.

Budget: 46,700

Project Number: SC-08-13-14

Project Title: Martin County Aggressive Driving Enforcement Program

Project Description: Martin County Sheriff's Office will create one deputy position for targeting speed and aggressive driving in their county. Funding will provide for one deputy, one fully-equipped enforcement vehicle, and one message board with radar.

Budget: \$127,968

Project Number: SC-08-13-15

Project Title: Tallahassee L.E.A.D. Program Continuation

Project Description: The Tallahassee Police Department will receive third year funding to reimburse the salary and benefits for one traffic officer at a rate of 50% federal with a 50% agency match.

Budget: \$33,947

Speed Control Program Area

Project Number: SC-08-13-16

Project Title: St. Johns County Speed & Aggressive Driving Program Continuation

Project Description: The St. Johns County Sheriff's Office will receive third year funding. Salary, benefits, and overtime for one traffic deputy will be reimbursed at a rate of 50% with 50% agency match.

Budget: \$42,962

Project Number: SC-08-13-17

Project Title: FHP Aggressive Driving Project

Project Description: The Florida Highway Patrol will expand existing aggressive driving efforts. Funding for two fully-equipped enforcement vehicles will be provided.

Budget: \$75,000

Project Number: SC-08-13-18

Project Title: Holly Hill Accident Reduction Program

Project Description: Holly Hill Police Department will utilize speed laser units with certified patrol officers in an effort to reduce traffic violations that lead to higher crash rates.

Budget: \$9,810

Project Number: SC-08-13-19

Project Title: Sewall's Point Speed Reduction Program

Project Description: Sewall's Point Police Department will utilize speed radar units with certified patrol officers in an effort to reduce traffic violations that lead to higher crash rates.

Budget: \$10,980

Speed Control Program Area

Project Number: SC-08-13-20

Project Title: Cutler Bay Speed & Aggressive Driving Reduction Program

Project Description: Cutler Bay Police Department will utilize speed lasers and one speed trailer to reduce speed and aggressive driving activity in their city.

Budget: \$25,000

Project Number: SC-08-13-21

Project Title: Marianna Speed Reduction Program

Project Description: Marianna Police Department will utilize one speed trailer to gather statistics for traffic enforcement programs, and to warn drivers of speeding.

Budget: \$13,525

Project Number: SC-08-13-22

Project Title: Ormond Beach Speed and Aggressive Driving Program

Project Description: Ormond Beach Police Department will utilize speed radar units with certified patrol officers in an effort to reduce speed and aggressive driving in their city.

Budget: \$16,125

Project Number: SC-08-13-23

Project Title: L.E.A.D. in New Port Richey

Project Description: New Port Richey Police Department will create one officer position for targeting speed and aggressive driving in their city. Funding will provide for one officer, and one fully-equipped enforcement vehicle.

Budget: \$110,556

Speed Control Program Area

Speed Control Budget Summary				
Project Number	Project Title/Agency	Budget	Match	Budget Source
SC-08-13-01	Florida Law Enforcement Liasion Speed Program/Tallahassee Comm. Col.	\$712,960	\$0	402
SC-08-13-02	Leon County L.E.A.D. Enforcement Unit/Leon County SO	\$63,388	\$48,388	402
SC-08-13-03	Lake Worth I-95 Project/Lake Worth PD	\$43,380	\$0	402
SC-08-13-04	Pasco County Operation Race Track III/Pasco County SO	\$35,522	\$35,522	402
SC-08-13-05	West Palm Bech I-95 Project/West Palm Beach PD	\$65,739	\$0	402
SC-08-13-06	Palm Beach County I-95 Task Force/Palm Beach County SO	\$35,894	\$35,894	402
SC-08-13-07	Marion County S.T.E.E.R. Program/Marion County SO	\$32,500	\$0	402
SC-08-13-08	The Pinellas L.E.A.D. Initiative/Pinellas County SO	\$82,326	\$82,326	402
SC-08-13-09	Lee County Aggressive Driving Program/Lee County SO	\$49,000	\$0	402
SC-08-13-10	Miami Aggressive Driving Enforcement Project/Miami PD	\$127,334	\$0	402
SC-08-13-11	SCEPTRE: Speed Control, Educate Public, Traffic Enforce/Orlando PD	\$113,000	\$0	402
SC-08-13-12	Safe Streets Jacksonville/Jacksonville SO	\$114,200	\$0	402
SC-08-13-13	BCSO Aggressive Driving Reduction Program/Bay County SO	\$46,700	\$54,669	402
SC-08-13-14	Martin County Aggressive Driving Enforcement Program/Martin Co. SO	\$127,968	\$0	402
SC-08-13-15	Tallahassee L.E.A.D. Program Continuation/Tallahassee PD	\$33,947	\$33,947	402
SC-08-13-16	St. Johns County Speed & Aggressive Driving Program Continuation/SJSO	\$42,962	\$42,962	402
SC-08-13-17	FHP Aggressive Driving Project/Florida Highway Patrol	\$75,000	\$0	402
SC-08-13-18	Holly Hill Accident Reduction Program/Holly Hill PD	\$9,810	\$0	402
SC-08-13-19	Sewall's Point Speed Reduction Program/Sewall's Point PD	\$10,980	\$0	402
SC-08-13-20	Cutler Bay Speed & Aggressive Driving Reduction Program/Cutler Bay PD	\$25,000	\$26,000	402
SC-08-13-21	Marianna Speed Reduction Program/Marianna PD	\$13,525	\$0	402
SC-08-13-22	Ormond Beach Speed & Aggressive Driving Program/Ormond Beach PD	\$16,125	\$0	402
SC-08-13-23	L.E.A.D. in New Port Richey/New Port Richey PD	\$110,556	\$0	402
402 Total		\$1,987,816	\$359,708	
Total All Funds		\$1,987,816	\$359,708	

Speed Control Program Area

Roadway Safety Program Area

Goal: To continue to provide educational and technological exchange opportunities for traffic engineers, technicians, and other public works personnel with traffic engineering and control device responsibilities.

Section 402

Project Number: RS-08-15-01

Project Title: Bay County Advanced Warning Program

Project Description: The Bay County Traffic Engineering Division will create an advanced warning program in an effort to reduce the frequency and severity of traffic collisions within incident situations as well as throughout the county.

Budget: \$55,000

Project Number: RS-08-15-02

Project Title: Reducing Teen Crashes

Project Description: Bay District Schools will implement prevention programs that address drinking and driving, seat belt usage and other traffic safety areas. A variable message board will also be utilized to display traffic safety messages to teens and their parents as they enter and exit the school grounds.

Budget: \$20,000

Project Number: RS-08-15-03

Project Title: Roadway Safety

Project Description: The Lee County Sheriff's Office will implement a program to redirect traffic away from crash sites and other obstacles in an effort to reduce secondary crashes and to promote a safer environment for responders.

Budget: \$42,800

Roadway Safety Program Area

Project Number: RS-08-15-04

Project Title: Florida's Safety Circuit Rider Training Program

Project Description: The University of Florida Transportation Technology Transfer Center will pilot the safety circuit rider training program which addresses reducing fatal crashes and injuries resulting from roadway departures and collisions at intersections. The program is designed to train and share information with local officials, community traffic safety teams and transportation agencies.

Budget: \$312,935

Project Number: RS-08-15-05

Project Title: Wakulla County Sign Fabrication Program

Project Description: The Wakulla County Public Works Department will purchase a complete computerized sign fabrication system. This system will allow County personnel to more efficiently respond to signing needs and improve motorist safety on public roadways.

Budget: \$18,000

Section 163

Project Number: FR-08-28-01

Project Title: Elder Road User Program

Project Description: To be determined.

Budget: \$150,000

Roadway Safety Program Area

Roadway Safety Budget Summary				
Project Number	Project Title/Agency	Budget	Match	Budget Source
RS-08-15-01	Bay County Advanced Warning Program/Bay County Traffic Eng. Div.	\$55,000	\$0	402
RS-08-15-02	Reducing Teen Crashes/Bay District Schools	\$20,000	\$0	402
RS-08-15-03	Roadway Safety/Lee County Sheriff's Office	\$42,800	\$0	402
RS-08-15-04	Florida Circuit Rider Training Program/Univ. of Florida T ² Center	\$312,935	\$0	402
RS-08-15-05	Wakulla County Sign Fabrication Program/Wakulla County Public Works	\$18,000	\$0	402
FR-08-28-01	Elder Road User Program/TBD	\$150,000	\$0	163
	402 Total	\$448,735	\$0	
	163 Total	\$150,000	\$0	
	Total All Funds	\$598,735	\$0	

Roadway Safety Program Area



CERTIFICATIONS

AND

ASSURANCES

STATE CERTIFICATIONS AND ASSURANCES

Failure to comply with applicable Federal statutes, regulations and directives may subject State officials to civil or criminal penalties and/or place the State in a high risk grantee status in accordance with 49 CFR §18.12.

Each fiscal year the State will sign these Certifications and Assurances that the State complies with all applicable Federal statutes, regulations, and directives in effect with respect to the periods for which it receives grant funding. Applicable provisions include, but not limited to, the following:

- 23 U.S.C. Chapter 4 - Highway Safety Act of 1966, as amended;
- 49 CFR Part 18 - Uniform Administrative Requirements for Grants and Cooperative Agreements to State and Local Governments
- 49 CFR Part 19 - Uniform Administrative Requirements for Grants and Agreements with Institutions of Higher Education, Hospitals and Other Nonprofit Organizations
- 23 CFR Chapter II - (§§1200, 1205, 1206, 1250, 1251, & 1252) Regulations governing highway safety programs
- NHTSA Order 462-6C - Matching Rates for State and Community Highway Safety Programs
- Highway Safety Grant Funding Policy for Field-Administered Grants

Certifications and Assurances

The Governor is responsible for the administration of the State highway safety program through a State highway safety agency which has adequate powers and is suitably equipped and organized (as evidenced by appropriate oversight procedures governing such areas as procurement, financial administration, and the use, management, and disposition of equipment) to carry out the program (23 USC 402(b) (1) (A));

The political subdivisions of this State are authorized, as part of the State highway safety program, to carry out within their jurisdictions local highway safety programs which have been approved by the Governor and are in accordance with the uniform guidelines promulgated by the Secretary of Transportation (23 USC 402(b) (1) (B));

At least 40 per cent of all Federal funds apportioned to this State under 23 USC 402 for this fiscal year will be expended by or for the benefit of the political subdivision of the State in carrying out local highway safety programs (23 USC 402(b) (1) (C)), unless this requirement is waived in writing; The State will implement activities in support of national highway safety goals to reduce motor vehicle related fatalities that also reflect the primary data-related crash factors within the State as identified by the State highway safety planning process, including:

- National law enforcement mobilizations,
- Sustained enforcement of statutes addressing impaired driving, occupant protection, and driving in excess of posted speed limits,

- An annual statewide safety belt use survey in accordance with criteria established by the Secretary for the measurement of State safety belt use rates to ensure that the measurements are accurate and representative,
- Development of statewide data systems to provide timely and effective data analysis to support allocation of highway safety resources.

The State shall actively encourage all relevant law enforcement agencies in the State to follow the guidelines established for vehicular pursuits issued by the International Association of Chiefs of Police that are currently in effect.

This State's highway safety program provides adequate and reasonable access for the safe and convenient movement of physically handicapped persons, including those in wheelchairs, across curbs constructed or replaced on or after July 1, 1976, at all pedestrian crosswalks (23 USC 402(b) (1) (D));

Cash drawdowns will be initiated only when actually needed for disbursement, cash disbursements and balances will be reported in a timely manner as required by NHTSA, and the same standards of timing and amount, including the reporting of cash disbursement and balances, will be imposed upon any secondary recipient organizations (49 CFR 18.20, 18.21, and 18.41). Failure to adhere to these provisions may result in the termination of drawdown privileges);

The State has submitted appropriate documentation for review to the single point of contact designated by the Governor to review Federal programs, as required by Executive Order 12372 (Intergovernmental Review of Federal Programs);

Equipment acquired under this agreement for use in highway safety program areas shall be used and kept in operation for highway safety purposes by the State; or the State, by formal agreement with appropriate officials of a political subdivision or State agency, shall cause such equipment to be used and kept in operation for highway safety purposes (23 CFR 1200.21);

The State will comply with all applicable State procurement procedures and will maintain a financial management system that complies with the minimum requirements of 49 CFR 18.20;

The State highway safety agency will comply with all Federal statutes and implementing regulations relating to nondiscrimination. These include but are not limited to: (a) Title VI of the Civil Rights Act of 1964 (P.L. 88-352) which prohibits discrimination on the basis of race, color or national origin (and 49 CFR Part 21); (b) Title IX of the Education Amendments of 1972, as amended (20 U.S.C. §§ 1681-1683, and 1685-1686), which prohibits discrimination on the basis of sex; (c) Section 504 of the Rehabilitation Act of 1973, as amended (29 U.S.C. §794), which prohibits discrimination on the basis of handicaps (and 49 CFR Part 27); (d) the Age Discrimination Act of 1975, as amended (42 U.S.C. §§ 6101-6107), which prohibits discrimination on the basis of age; (e) the Drug Abuse Office and Treatment Act of 1972 (P.L. 92-255), as amended, relating to nondiscrimination on the basis of drug abuse; (f) the comprehensive Alcohol Abuse and Alcoholism Prevention, Treatment and Rehabilitation Act of 1970(P.L. 91-616), as amended, relating to nondiscrimination on the basis of alcohol abuse of alcoholism; (g) §§ 523 and 527 of the Public Health Service Act of 1912 (42 U.S.C. §§ 290 dd-3 and 290 ee-3), as amended, relating to confidentiality of alcohol and drug abuse patient records; (h) Title VIII of the Civil Rights Act of 1968 (42 U.S.C. §§ 3601 et seq.), as amended, relating to nondiscrimination in the sale, rental or financing of housing; (i) any other nondiscrimination provisions in the specific statute(s) under which application for Federal assistance is being made; and, (j) the requirements of any other nondiscrimination statute(s) which may apply to the application.

The Drug-free Workplace Act of 1988(49 CFR Part 29 Sub-part F):

The State will provide a drug-free workplace by:

- a) Publishing a statement notifying employees that the unlawful manufacture, distribution, dispensing, possession or use of a controlled substance is prohibited in the grantee's workplace and specifying the actions that will be taken against employees for violation of such prohibition;
- b) Establishing a drug-free awareness program to inform employees about:
 1. The dangers of drug abuse in the workplace.
 2. The grantee's policy of maintaining a drug-free workplace.
 3. Any available drug counseling, rehabilitation, and employee assistance programs.
 4. The penalties that may be imposed upon employees for drug violations occurring in the workplace.
- c) Making it a requirement that each employee engaged in the performance of the grant be given a copy of the statement required by paragraph (a).
- d) Notifying the employee in the statement required by paragraph (a) that, as a condition of employment under the grant, the employee will—
 - 1) Abide by the terms of the statement.
 - 2) Notify the employer of any criminal drug statute conviction for a violation occurring in the workplace no later than five days after such conviction.
- e) Notifying the agency within ten days after receiving notice under subparagraph (d) (2) from an employee or otherwise receiving actual notice of such conviction.
- f) Taking one of the following actions, within 30 days of receiving notice under subparagraph (d) (2), with respect to any employee who is so convicted -
 - 1) Taking appropriate personnel action against such an employee, up to and including termination.
 - 2) Requiring such employee to participate satisfactorily in a drug abuse assistance or rehabilitation program approved for such purposes by a Federal, State, or local health, law enforcement, or other appropriate agency.
- g) Making a good faith effort to continue to maintain a drug-free workplace through implementation of paragraphs (a), (b), (c), (d), (e), and (f) above.

BUY AMERICA ACT

The State will comply with the provisions of the Buy America Act (23 USC 101 Note) which contains the following requirements:

Only steel, iron and manufactured products produced in the United States may be purchased with Federal funds unless the Secretary of Transportation determines that such domestic purchases would be inconsistent with the public interest; that such materials are not reasonably available and of a satisfactory quality; or that inclusion of domestic materials will increase the cost of the overall project contract by more than 25 percent. Clear justification for the purchase of non-domestic items must be in the form of a waiver request submitted to and approved by the Secretary of Transportation.

POLITICAL ACTIVITY (HATCH ACT).

The State will comply with the provisions of 5 U.S.C. §§ 1501-1508 and implementing regulations of 5 CFR Part 151, concerning “Political Activity of State or Local Offices, or Employees”.

CERTIFICATION REGARDING FEDERAL LOBBYING

Certification for Contracts, Grants, Loans, and Cooperative Agreements

The undersigned certifies, to the best of his or her knowledge and belief, that:

(1) No Federal appropriated funds have been paid or will be paid, by or on behalf of the undersigned, to any person for influencing or attempting to influence an officer or employee of any agency, a Member of Congress, an officer or employee of Congress, or an employee of a Member of Congress in connection with the awarding of any Federal contract, the making of any Federal grant, the making of any Federal loan, the entering into of any cooperative agreement, and the extension, continuation, renewal, amendment, or modification of any Federal contract, grant, loan, or cooperative agreement.

(2) If any funds other than Federal appropriated funds have been paid or will be paid to any person for influencing or attempting to influence an officer or employee of any agency, a Member of Congress, an officer or employee of Congress, or an employee of a Member of Congress in connection with this Federal contract, grant, loan, or cooperative agreement, the undersigned shall complete and submit Standard Form-LLL, “Disclosure Form to Report Lobbying,” in accordance with its instructions.

(3) The undersigned shall require that the language of this certification be included in the award documents for all sub-award at all tiers (including subcontracts, subgrants, and contracts under grant, loans, and cooperative agreements) and that all subrecipients shall certify and disclose accordingly.

This certification is a material representation of fact upon which reliance was placed when this transaction was made or entered into. Submission of this certification is a prerequisite for making or entering into this transaction imposed by section 1352, title 31, U.S. Code. Any person who fails to file the required certification shall be subject to a civil penalty of not less than \$10,000 and not more than \$100,000 for each such failure.

RESTRICTION ON STATE LOBBYING

None of the funds under this program will be used for any activity specifically designed to urge or influence a State or local legislator to favor or oppose the adoption of any specific legislative proposal pending before any State or local legislative body. Such activities include both direct and indirect (e.g., “grassroots”) lobbying activities, with one exception. This does not preclude a State official whose salary is supported with NHTSA funds from engaging in direct communications with State or local legislative officials, in accordance with customary State practice, even if such communications urge legislative officials to favor or oppose the adoption of a specific pending legislative proposal.

CERTIFICATION REGARDING DEBARMENT AND SUSPENSION

Instructions for Primary Certification

1. By signing and submitting this proposal, the prospective primary participant is providing the certification set out below.
2. The inability of a person to provide the certification required below will not necessarily result in denial of participation in this covered transaction. The prospective participant shall submit an explanation of why it cannot provide the certification set out below. The certification or explanation will be considered in connection with the department or agency's determination whether to enter into this transaction. However, failure of the prospective primary participant to furnish a certification or an explanation shall disqualify such person from participation in this transaction.
3. The certification in this clause is a material representation of fact upon which reliance was placed when the department or agency determined to enter into this transaction. If it is later determined that the prospective primary participant knowingly rendered an erroneous certification, in addition to other remedies available to the Federal Government, the department or agency may terminate this transaction for cause or default.
4. The prospective primary participant shall provide immediate written notice to the department or agency to which this proposal is submitted if at any time the prospective primary participant learns its certification was erroneous when submitted or has become erroneous by reason of changed circumstances.
5. The terms *covered transaction, debarred, suspended, ineligible, lower tier covered transaction, participant, person, primary covered transaction, principal, proposal, and voluntarily excluded*, as used in this clause, have the meaning set out in the Definitions and coverage sections of 49 CFR Part 29. You may contact the department or agency to which this proposal is being submitted for assistance in obtaining a copy of those regulations.
6. The prospective primary participant agrees by submitting this proposal that, should the proposed covered transaction be entered into, it shall not knowingly enter into any lower tier covered transaction with a person who is proposed for debarment under 48 CFR Part 9, subpart 9.4, debarred, suspended, declared ineligible, or voluntarily excluded from participation in this covered transaction, unless authorized by the department or agency entering into this transaction.
7. The prospective primary participant further agrees by submitting this proposal that it will include the clause titled "Certification Regarding Debarment, Suspension, Ineligibility and Voluntary Exclusion-Lower Tier Covered Transaction," provided by the department or agency entering into this covered transaction, without modification, in all lower tier covered transactions and in all solicitations for lower tier covered transactions.
8. A participant in a covered transaction may rely upon a certification of a prospective participant in a lower tier covered transaction that it is not proposed for debarment under 48 CFR Part 9, subpart 9.4, debarred, suspended, ineligible, or voluntarily excluded from the covered transaction, unless it knows that the certification is erroneous. A participant may decide the method and frequency by which it determines the eligibility of its principals. Each participant may, but is not required to, check the list of Parties Excluded from Federal Procurement and Non-procurement Programs.

9. Nothing contained in the foregoing shall be construed to require establishment of a system of records in order to render in good faith the certification required by this clause. The knowledge and information of a participant is not required to exceed that which is normally possessed by a prudent person in the ordinary course of business dealings.

10. Except for transactions authorized under paragraph 6 of these instructions, if a participant in a covered transaction knowingly enters into a lower tier covered transaction with a person who is proposed for debarment under 48 CFR Part 9, subpart 9.4, suspended, debarred, ineligible, or voluntarily excluded from participation in this transaction, in addition to other remedies available to the Federal Government, the department or agency may terminate this transaction for cause or default.

Certification Regarding Debarment, Suspension, and Other Responsibility Matters-Primary Covered Transactions

1) The prospective primary participant certifies to the best of its knowledge and belief, that its principals:

a) Are not presently debarred, suspended, proposed for debarment, declared ineligible, or voluntarily excluded by any Federal department or agency;

b) Have not within a three-year period preceding this proposal been convicted of or had a civil judgment rendered against them for commission of fraud or a criminal offense in connection with obtaining, attempting to obtain, or performing a public (Federal, State or local) transaction or contract under a public transaction; violation of Federal or State antitrust statutes or commission of embezzlement, theft, forgery, bribery, falsification or destruction of record, making false statements, or receiving stolen property;

c) Are not presently indicted for or otherwise criminally or civilly charged by a governmental entity (Federal, State or Local) with commission of any of the offenses enumerated in paragraph (1)(b) of this certification; and

d) Have not within a three-year period preceding this application/proposal had one or more public transactions (Federal, State, or local) terminated for cause or default.

(2) Where the prospective primary participant is unable to certify to any of the Statements in this certification, such prospective participant shall attach an explanation to this proposal.

Instructions for Lower Tier Certification

By signing this form, the Florida DOT cannot and does not provide any certification on behalf of a prospective lower tier participant. Florida DOT will ensure that agreements with subcontractors contain the required language. NAT

1. By signing and submitting this proposal, the prospective lower tier participant is providing the certification set out below.

2. The certification in this clause is a material representation of fact upon which reliance was placed when this transaction was entered into. If it is later determined that the prospective lower tier participant knowingly rendered an erroneous certification, in addition to other remedies available to the Federal government, the department or agency with which this transaction originated may pursue available remedies, including suspension and/or debarment.

3. The prospective lower tier participant shall provide immediate written notice to the person to which this proposal is submitted if at any time the prospective lower tier participant learns that its certification was erroneous when submitted or has become erroneous by reason of changed circumstances.

4. The terms *covered transaction, debarred, suspended, ineligible, lower tier covered transaction, participant, person, primary covered transaction, principal, proposal, and voluntarily excluded*, as used in this clause, have the meanings set out in the Definition and Coverage sections of 49 CFR Part 29. You may contact the person to whom this proposal is submitted for assistance in obtaining a copy of those regulations.

5. The prospective lower tier participant agrees by submitting this proposal that, should the proposed covered transaction be entered into, it shall not knowingly enter into any lower tier covered transaction with a person who is proposed for debarment under 48 CFR Part 9, subpart 9.4, debarred, suspended, declared ineligible, or voluntarily excluded from participation in this covered transaction, unless authorized by the department or agency with which this transaction originated.

6. The prospective lower tier participant further agrees by submitting this proposal that it will include the clause titled “Certification Regarding Debarment, Suspension, Ineligibility and Voluntary Exclusion—Lower Tier Covered Transaction,” without modification, in all lower tier covered transactions and in all solicitations for lower tier covered transactions. (See below)

7. A participant in a covered transaction may rely upon a certification of a prospective participant in a lower tier covered transaction that it is not proposed for debarment under 48 CFR Part 9, subpart 9.4, debarred, suspended, ineligible, or voluntarily excluded from the covered transaction, unless it knows that the certification is erroneous. A participant may decide the method and frequency by which it determines the eligibility of its principals. Each participant may, but is not required to, check the List of Parties Excluded from Federal Procurement and Non-procurement Programs.

8. Nothing contained in the foregoing shall be construed to require establishment of a system of records in order to render in good faith the certification required by this clause. The knowledge and information of a participant is not required to exceed that which is normally possessed by a prudent person in the ordinary course of business dealings.

9. Except for transactions authorized under paragraph 5 of these instructions, if a participant in a covered transaction knowingly enters into a lower tier covered transaction with a person who is proposed for debarment under 48 CFR Part 9, subpart 9.4, suspended, debarred, ineligible, or voluntarily excluded from participation in this transaction, in addition to other remedies available to the Federal government, the department or agency with which this transaction originated may pursue available remedies, including suspension and/or debarment.

Certification Regarding Debarment, Suspension, Ineligibility and Voluntary Exclusion—Lower Tier Covered Transactions:

1. The prospective lower tier participant certifies, by submission of this proposal, that neither it nor its principals is presently debarred, suspended, proposed for debarment, declared ineligible, or voluntarily excluded from participation in this transaction by any Federal department or agency.

2. Where the prospective lower tier participant is unable to certify to any of the statements in this certification, such prospective participant shall attach an explanation to this proposal.

ENVIRONMENTAL IMPACT

The Governor’s Representative for Highway Safety has reviewed the State’s Fiscal Year 2008 highway safety planning document and hereby declares that no significant environmental impact will result from implementing this Highway Safety Plan. If, under a future revision, this Plan will be modified in such a manner that a project would be instituted that could affect environmental quality to the extent that a review and statement would be necessary, this office is prepared to take the action necessary to comply with the National Environmental Policy Act of 1969 (42 USC 4321 et seq.) and the implementing regulations of the Council on Environmental Quality (40 CFR Parts 1500-1517).



Governor’s Representative for Highway Safety

7/27/07

Date



Cost

Summary

U.S. Department of Transportation National Highway Traffic Safety Administration

State: Florida

Highway Safety Plan Cost Summary

Page: 1

2008-HSP-1

Report Date: 08/30/2007

For Approval

Program Area	Project	Description	Prior Approved Program Funds	State Funds	Previous Bal.	Incr/ (Decre)	Current Balance	Share to Local
NHTSA								
NHTSA 402								
Planning and Administration								
	PA-2008-00-00-00		\$.00	\$270,000.00	\$.00	\$270,000.00	\$270,000.00	\$.00
	Planning and Administration Total		\$.00	\$270,000.00	\$.00	\$270,000.00	\$270,000.00	\$.00
Alcohol								
	AL-2008-00-00-00		\$.00	\$247,191.00	\$.00	\$1,957,110.00	\$1,957,110.00	\$1,097,028.00
	Alcohol Total		\$.00	\$247,191.00	\$.00	\$1,957,110.00	\$1,957,110.00	\$1,097,028.00
Motorcycle Safety								
	MC-2008-00-00-00		\$.00	\$.00	\$.00	\$701,318.00	\$701,318.00	\$21,318.00
	Motorcycle Safety Total		\$.00	\$.00	\$.00	\$701,318.00	\$701,318.00	\$21,318.00
Occupant Protection								
	OP-2008-00-00-00		\$.00	\$28,397.00	\$.00	\$994,524.00	\$994,524.00	\$788,935.00
	Occupant Protection Total		\$.00	\$28,397.00	\$.00	\$994,524.00	\$994,524.00	\$788,935.00
Pedestrian/Bicycle Safety								
	PS-2008-00-00-00		\$.00	\$.00	\$.00	\$744,307.00	\$744,307.00	\$562,280.00
	Pedestrian/Bicycle Safety Total		\$.00	\$.00	\$.00	\$744,307.00	\$744,307.00	\$562,280.00
Police Traffic Services								
	PT-2008-00-00-00		\$.00	\$3,500,000.00	\$.00	\$2,433,750.00	\$2,433,750.00	\$733,750.00
	Police Traffic Services Total		\$.00	\$3,500,000.00	\$.00	\$2,433,750.00	\$2,433,750.00	\$733,750.00
Traffic Records								
	TR-2008-00-00-00		\$.00	\$50,022.00	\$.00	\$966,306.00	\$966,306.00	\$806,306.00
	Traffic Records Total		\$.00	\$50,022.00	\$.00	\$966,306.00	\$966,306.00	\$806,306.00
Community Traffic Safety Project								
	CP-2008-00-00-00		\$.00	\$.00	\$.00	\$1,169,934.00	\$1,169,934.00	\$297,934.00

U.S. Department of Transportation National Highway Traffic Safety Administration

State: Florida

Highway Safety Plan Cost Summary

Page: 2

2008-HSP-1

Report Date: 08/30/2007

For Approval

Program Area	Project	Description	Prior Approved Program Funds	State Funds	Previous Bal.	Incre/(Decre)	Current Balance	Share to Local
	Community Traffic Safety Project Total		\$0.00	\$0.00	\$0.00	\$1,169,934.00	\$1,169,934.00	\$297,934.00
Roadway Safety								
	RS-2008-00-00-00		\$0.00	\$0.00	\$0.00	\$448,735.00	\$448,735.00	\$448,735.00
	Roadway Safety Total		\$0.00	\$0.00	\$0.00	\$448,735.00	\$448,735.00	\$448,735.00
Speed Control								
	SC-2008-00-00-00		\$0.00	\$359,808.00	\$0.00	\$1,987,816.00	\$1,987,816.00	\$1,198,856.00
	Speed Control Total		\$0.00	\$359,808.00	\$0.00	\$1,987,816.00	\$1,987,816.00	\$1,198,856.00
Paid Advertising								
	PM-2008-00-00-00		\$0.00	\$0.00	\$0.00	\$1,670,000.00	\$1,670,000.00	\$0.00
	Paid Advertising Total		\$0.00	\$0.00	\$0.00	\$1,670,000.00	\$1,670,000.00	\$0.00
	NHTSA 402 Total		\$0.00	\$4,455,418.00	\$0.00	\$13,343,800.00	\$13,343,800.00	\$5,955,142.00
405 OP SAFETEA-LU								
	K2PM-2008-00-00-00		\$0.00	\$0.00	\$0.00	\$1,523,637.00	\$1,523,637.00	\$0.00
	405 Paid Media Total		\$0.00	\$0.00	\$0.00	\$1,523,637.00	\$1,523,637.00	\$0.00
	405 OP SAFETEA-LU Total		\$0.00	\$0.00	\$0.00	\$1,523,637.00	\$1,523,637.00	\$0.00
408 Data Program SAFETEA-LU								
	K9-2008-00-00-00		\$0.00	\$0.00	\$0.00	\$2,504,650.00	\$2,504,650.00	\$0.00
	408 Data Program Incentive Total		\$0.00	\$0.00	\$0.00	\$2,504,650.00	\$2,504,650.00	\$0.00
	408 Data Program SAFETEA-LU Total		\$0.00	\$0.00	\$0.00	\$2,504,650.00	\$2,504,650.00	\$0.00
New 410 Alcohol								
	J8-2008-00-00-00		\$0.00	\$192,054.00	\$0.00	\$472,519.00	\$472,519.00	\$462,051.00
	New 410 Alcohol Total		\$0.00	\$192,054.00	\$0.00	\$472,519.00	\$472,519.00	\$462,051.00
410 Alcohol SAFETEA-LU								
	K8-2008-00-00-00		\$0.00	\$55,137.00	\$0.00	\$2,441,401.00	\$2,441,401.00	\$1,823,505.00

U.S. Department of Transportation National Highway Traffic Safety Administration

State: Florida

Highway Safety Plan Cost Summary

Page: 3

2008-HSP-1

Report Date: 08/30/2007

For Approval

Program Area	Project	Description	Prior Approved Program Funds	State Funds	Previous Bal.	Incre/(Decre)	Current Balance	Share to Local
410 Alcohol SAFETEA-LU Total			\$.00	\$55,137.00	\$.00	\$2,441,401.00	\$2,441,401.00	\$1,823,505.00
2010 Motorcycle Safety								
		K6-2008-00-00-00	\$.00	\$.00	\$.00	\$225,414.00	\$225,414.00	\$.00
2010 Motorcycle Safety Incentive Total			\$.00	\$.00	\$.00	\$225,414.00	\$225,414.00	\$.00
2010 Motorcycle Safety Total			\$.00	\$.00	\$.00	\$225,414.00	\$225,414.00	\$.00
NHTSA Total			\$.00	\$4,702,609.00	\$.00	\$20,511,421.00	\$20,511,421.00	\$8,240,698.00
Total			\$.00	\$4,702,609.00	\$.00	\$20,511,421.00	\$20,511,421.00	\$8,240,698.00

Financial Summary

FY 2008 Highway Safety Performance Plan

Program Area	402	405 (K2)	405 (J2)	157a	410 (K8)	410 (J8)	408	163	2010	Total	% of Total
Planning & Administration	\$270,000									\$270,000	1.19%
Occupant Protection	\$994,524									\$994,524	4.39%
Community Traffic Safety	\$1,169,934									\$1,169,934	5.16%
Alcohol	\$1,957,110				\$2,441,401	\$472,519				\$4,871,030	21.49%
Pedestrian/Bicycle Safety	\$744,307									\$744,307	3.28%
Traffic Records	\$966,306						\$2,504,650			\$3,470,956	15.31%
Motorcycle Safety	\$701,318							\$200,000	\$225,414	\$1,126,732	4.97%
Police Traffic Services	\$2,433,750							\$308,887		\$2,742,637	12.10%
Speed Control	\$1,987,816									\$1,987,816	8.77%
Roadway Safety	\$448,735							\$150,000		\$598,735	2.64%
Paid Media	\$1,670,000	\$1,523,637						\$1,500,000		\$4,693,637	20.70%
TOTAL	\$13,343,800	\$1,523,637	\$0	\$0	\$2,441,401	\$472,519	\$2,504,650	\$2,158,887	\$225,414	\$22,670,308	100.00%

