

Influence of MITA on APDs/RFPs

**Industry MITA
Summit
Tuesday
May 9, 2006**

Pat Katzenberger

Denise Bazemore

**Division of State Systems, CMSO, CMS
US Dept HHS**

MMIS Certification Today



- Process unchanged for the past 30 years
- Occurs + 6 months after commencement of operations
- MMIS = claims processing engine + 4-6 subsystems
- Basis of Review State Medicaid Manual Part 11 functional requirements
- Reviewers rely on “checklists” in functional areas

Why Bother to Change MMIS Cert?



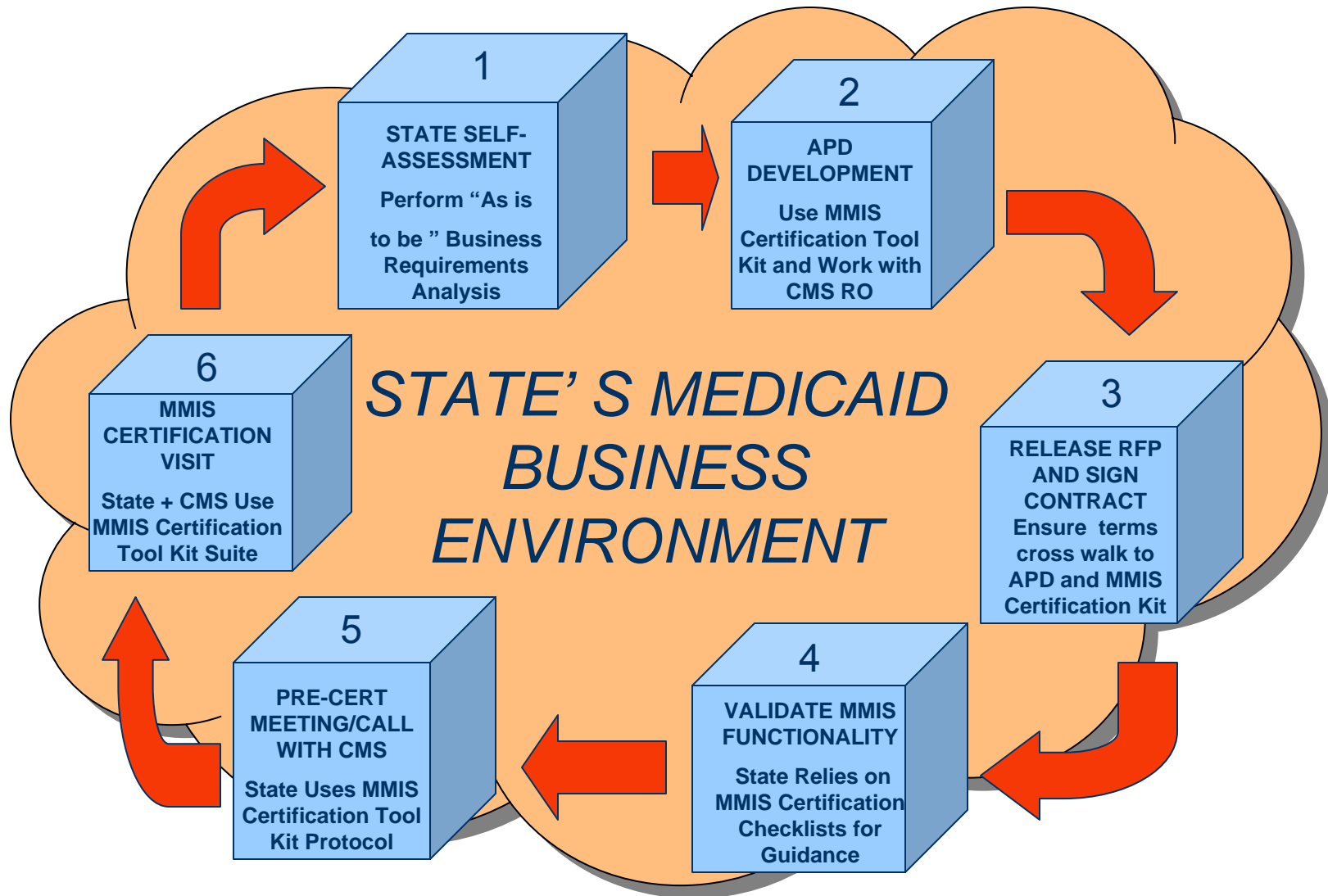
- MITA--Shifting our MMIS Perspective from Subsystems to Business Processes
- Federal Health Architecture/Enterprise View
- Focus on Business Goals not Systems
- As We Alter Our View of the MMIS via MITA We need to Have the MMIS Cert Process Stay in Step—Two Phases
 - **Now: Reflects changes in current requirements**
 - **FFY 2007- 2008: Reflect MITA**

Shift Focus and Scope

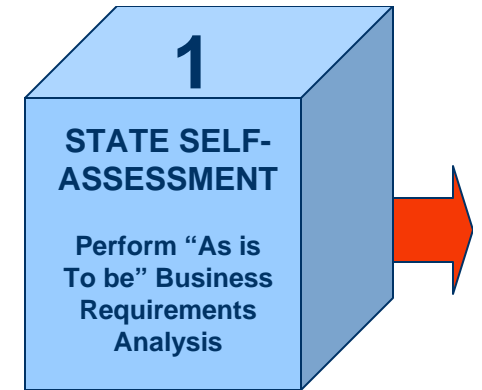


- Share CMS' certification “checklists” with the States/Vendors to help develop APD, RFP, contract, testing, cert prep and on-site CMS visit
- Re-do checklists to broaden their scope
- Update the range of review criteria within checklists
- Shift focus to beginning of procurement process

ROADMAP TO A SUCCESSFUL MMIS IMPLEMENTATION



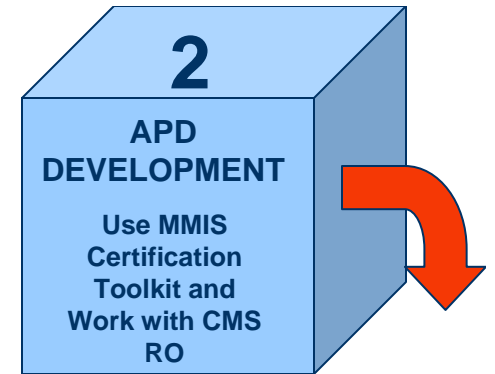
Step 1: State Self-Assessment



➤ Perform "As is – To be" Business Requirements Analysis

- State Performs Self-Assessment Using Business Process Model – Available in Framework Release 2.0
- Map to Business Areas, Objectives, Processes & Capabilities
- Include: Current & New, Federal and State
- Conduct : Gap Analysis
- Map to MMIS Certification Checklist
- Create New Checklists - Update as Changes Occur

Step 2: APD Development



➤ Use MMIS Certification Toolkit

- Self Assessment – Attachment to APD Map
- Certification Checklists to Business Areas/processes
- Standardizes APD through Use of Templates & Checklists
- State, CMS & Vendor Familiar with Process
- Cost out design, development and installation by Business Process

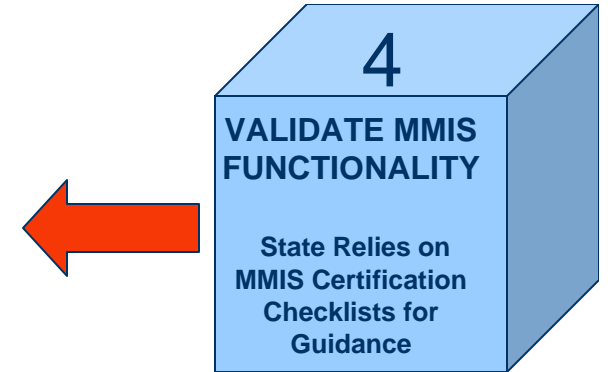
Step 3: Release RFP and Sign Contract



➤ Ensure Terms Cross-Walk to APD and MMIS Certification Toolkit

- Include Self-Assessment & Checklists in RFP
- Detailed Story told in RFP
- After Contract Award: Both State and Vendor Update Self-Assessment & Checklists throughout Project Implementation

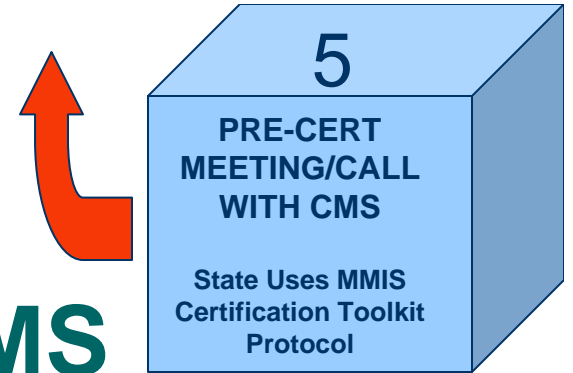
Step 4: Validate MMIS Functionality



➤ State Relies on MMIS Certification Checklists for Guidance

- Used by State Implementation Team and/or IV&V Contractor
- State Uses Checklist to Test System Certification
- Apply Against Federal & State Requirements

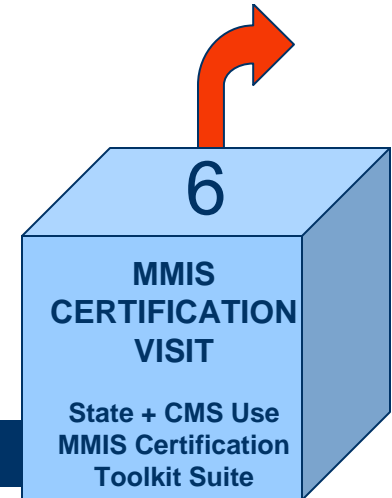
Step 5: Pre-Certification Visit Call/Meeting with CMS



➤ State Uses MMIS Certification Toolkit Protocol

- Continuing Communication Between State & CMS
- Updated Business Areas & Checklists Submitted & Reviewed Together

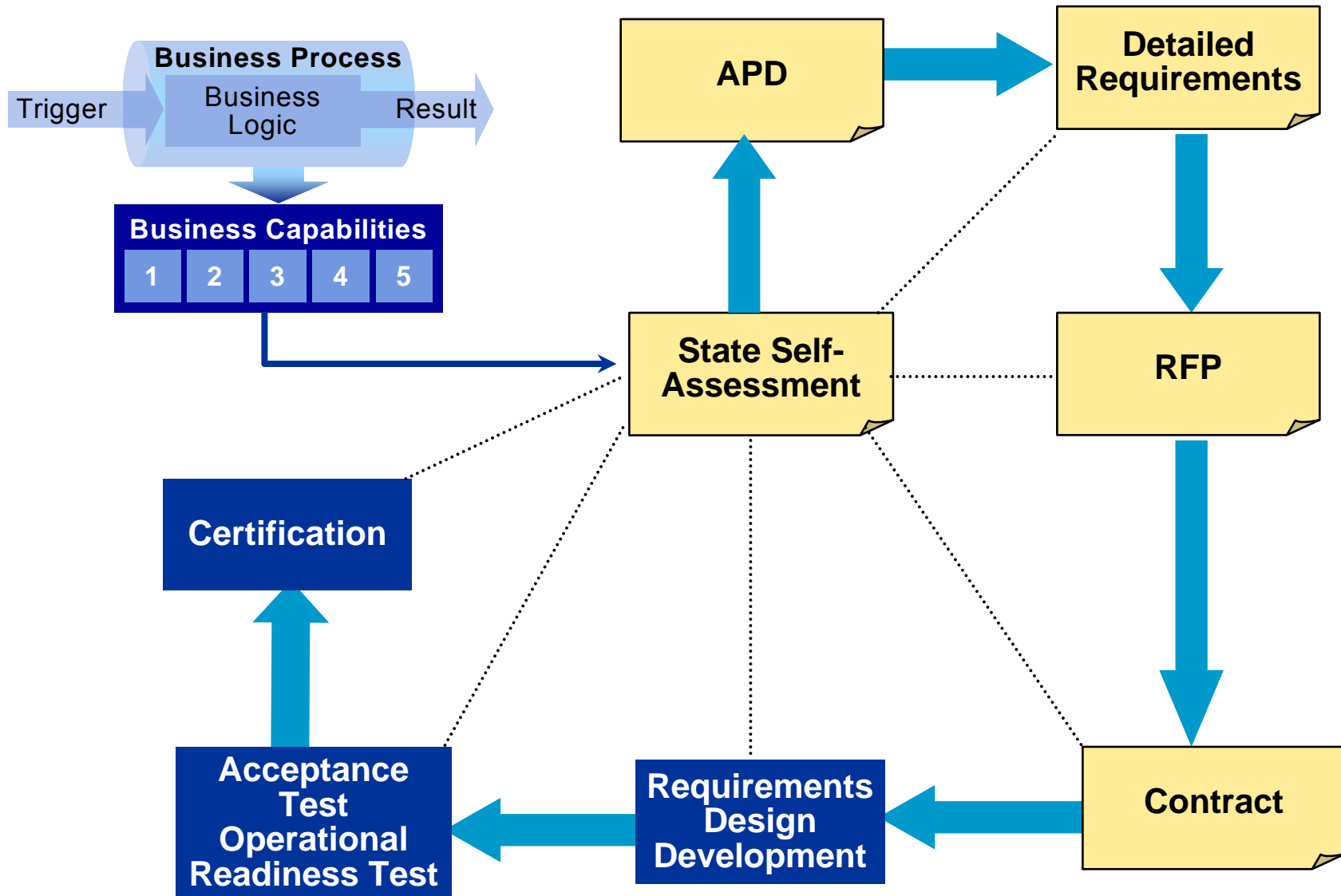
Step 6: MMIS Certification Visit



➤ States and CMS Both Use MMIS Certification Toolkit

- No surprises – Both State and Certification Team are familiar with the State's Requirements

Requirements & Certification Life Cycle



What's Coming Next?

- **Release 1 of the New Certification Review Toolkit**
- **Review of Release 1 by CMS, States and Vendors**
- **Training/Communication Plan for CMS, States and Vendors**
- **Pilot State Readiness Assessment & On-Site Review**
- **Pilot APD Protocol for State beginning MMIS Replacement or Enhancement Cycle**

Questions and Comments