

JEFFREY	MINING PRODUCTS	JEFFREY MINING PRODUCTS 274 EAST 1ST AVE. COLUMBUS, OHIO 43201			THIS DRAWING CONTAINS CONFIDENTIAL INFORMATION AND IS THE EXCLUSIVE PROPERTY OF JEFFREY MINING PRODUCTS. NEITHER THE DRAWING OR ITS CONTENTS ARE TO BE USED, REPRODUCED, OR DISCLOSED IN WHOLE OR PART, WITHOUT PRIOR WRITTEN CONSENT FROM JEFFREY MINING PRODUCTS.				
		DRAWING NO. 535A306		SHEET NO. 1	PART 36 MACHINE APPROVAL NUMBERS THAT USE THIS CHECK LIST: 31-100-0,-1 31-106-0,-1 31-88-0			31-73-2, thru-7 31-123-0,-1	
DRAWN ROY McKIBBEN		DATE 1/14/85	REV	A 6/4/85	B 5/7/86 PWM	C 8/28/92 AR	D 12/21/92	E 4/18/97 KT	F
CHECKED ROY McKIBBEN		DATE 2/6/85							

THIS BLOCK FOR MSHA USE ONLY.

MA # _____

REV LEVEL _____

MACHINE CHECKLIST

MAKE AND MODEL NO. JEFFREY MODEL 4110

MACHINE TYPE: RAMCAR W/ROCKDUSTER

IF AN MSHA PART 36 APPROVAL PLATE HAS BEEN AFFIXED TO THIS MACHINE, IT MUST MEET THE REQUIREMENTS OF PART 36, TITLE 30, CODE OF FEDERAL REGULATIONS. IT IS THE RESPONSIBILITY OF THE USER TO ENSURE THAT THIS MACHINE IS MAINTAINED IN PERMISSIBLE CONDITION IN ACCORDANCE WITH THIS CHECKLIST.

ALL INSPECTIONS AND TESTS SHALL BE PERFORMED IN FRESH AIR

PERMISSIBILITY:

- FOR A COMPLETE PERMISSIBILITY EVALUATION, THIS CHECKLIST MUST BE USED IN CONJUNCTION WITH A POWER SYSTEM CHECKLIST AND, IF SO EQUIPPED, AN ELECTRICAL SYSTEM CHECKLIST.
- THE DESIGN OF THE EXHAUST CONDITIONER LIMITS PERMISSIBLE OPERATION TO GRADES NOT EXCEEDING 20%.
- DUE TO BRAKING CAPABILITY LIMITATIONS, THIS MACHINE SHALL NOT BE OPERATED ON GRADES GREATER THAN 30%.

NOTE: WHEN A DPF SYSTEM IS INSTALLED, THE MACHINE SHALL NOT BE OPERATED ON A GRADE EXCEEDING 20%.

NOTE: WITHOUT A DPF SYSTEM INSTALLED AND WHEN OPERATED IN AREAS WHICH DO NOT REQUIRE PERMISSIBLE MACHINES, THIS MACHINE CAN BE OPERATED ON GRADES GREATER THAN 20% GRADE LIMITATION DUE TO THE DESIGN OF THE EXHAUST CONDITIONER, BUT IN NO CASE CAN THE MACHINE BE OPERATED ON GRADES GREATER THAN 30%, DUE TO BRAKING CAPABILITY LIMITATIONS.

- THE APPROVAL PLATE SPECIFIES A VENTILATION RATE OF 5500 CFM FOR COAL MINES AND 8700 CFM FOR GASSY NON-COAL MINES.

A. FUEL SYSTEM:

TEST SHEET TITLE: MACHINE PERMISSIBILITY CHECKLIST					MINE SAFETY & HEALTH ADMINISTRATION APPROVED PRINT. NO DEVIATION OR REVISION IS LEGAL UNTIL APPROVED BY MSHA			
DISTR. CODE SEE DRG.	STD: B	SPECIAL:	ENG. SEC L.	PRINT LOCATION:	DRAWING NUMBER 535A306	SHEET NO. 1	OF 11 SHEETS	

JEFFREY		MINING PRODUCTS	JEFFREY MINING PRODUCTS 274 EAST 1ST AVE. COLUMBUS, OHIO 43201				THIS DRAWING CONTAINS CONFIDENTIAL INFORMATION AND IS THE EXCLUSIVE PROPERTY OF JEFFREY MINING PRODUCTS. NEITHER THE DRAWING OR ITS CONTENTS ARE TO BE USED, REPRODUCED, OR DISCLOSED IN WHOLE OR PART, WITHOUT PRIOR WRITTEN CONSENT FROM JEFFREY MINING PRODUCTS.			
DRAWING NO. 535A306			SHEET NO. 2	PART 36 MACHINE APPROVAL NUMBERS THAT USE THIS CHECK LIST: 31-100-0,-1 31-106-0,-1 31-88-0 31-73-2, thru-7 31-123-0,-1						
DRAWN ROY McKIBBEN	DATE 1/14/85	REV	A 6/4/85	B 5/7/86 PWM	C 8/28/92 AR	D 12/21/92	E 4/18/97 KT	F		
CHECKED ROY McKIBBEN	DATE 2/6/85									

- *1. () THERE ARE NO FUEL LEAKS.
- *2. () THE FUEL FILLER CAP (1)** IS VENTED AND THE VENT IS NOT PLUGGED. SEE FIGURE 1.
- *3. () THE FUEL FILLER CAP IS SELF-CLOSING AND IS ATTACHED TO THE TANK IN A MANNER WHICH WILL PREVENT LOSS DURING REFUELING.
- *4. () AUXILIARY FUEL TANK CAPACITY HAS NOT BEEN ADDED TO THE VEHICLE.
- *5. () THE FUEL FILLER CAP (2)** IS PROPERLY INSTALLED AND IS NOT DAMAGED.
- *6. () THE FUEL INJECTION RATE ADJUSTMENT MECHANISM (3)** AND THE ENGINE GOVERNOR SETTING ARE LOCKED AND SEALED. SEE FIGURE 2.

*(WEEKLY) DESIGNATES THOSE INSPECTION CHECKS THAT MUST BE PERFORMED DURING THE WEEKLY MAINTENANCE EXAMINATION IN ACCORDANCE WITH 30 CFR, SECTION 75.1914.

**REFERENCED ITEMS SHOWN ON MACHINE LAYOUT DIAGRAM (SHEET 10).

TEST SHEET TITLE: MACHINE PERMISSIBILITY CHECKLIST					MINE SAFETY & HEALTH ADMINISTRATION APPROVED PRINT. NO DEVIATION OR REVISION IS LEGAL UNTIL APPROVED BY MSHA			
DISTR. CODE SEE DRG.	STD: B	SPECIAL:	ENG. SEC L.	PRINT LOCATION:	DRAWING NUMBER 535A306	SHEET NO. 2	OF 11 SHEETS	

JEFFREY	MINING PRODUCTS	JEFFREY MINING PRODUCTS 274 EAST 1ST AVE. COLUMBUS, OHIO 43201	THIS DRAWING CONTAINS CONFIDENTIAL INFORMATION AND IS THE EXCLUSIVE PROPERTY OF JEFFREY MINING PRODUCTS. NEITHER THE DRAWING OR ITS CONTENTS ARE TO BE USED, REPRODUCED, OR DISCLOSED IN WHOLE OR PART, WITHOUT PRIOR WRITTEN CONSENT FROM JEFFREY MINING PRODUCTS.					
			DRAWING NO. 535A306	SHEET NO. 3	PART 36 MACHINE APPROVAL		NUMBERS THAT USE	
DRAWN ROY McKIBBEN DATE 1/14/85	CHECKED ROY McKIBBEN DATE 2/6/85	REV A 6/4/85	B 5/7/86 PWM	C 8/28/92 AR	D 12/21/92	E 4/18/97 KT	F	
		THIS CHECK LIST: 31-100-0,-1 31-106-0,-1 31-88-0		31-73-2, thru-7 31-123-0,-1				

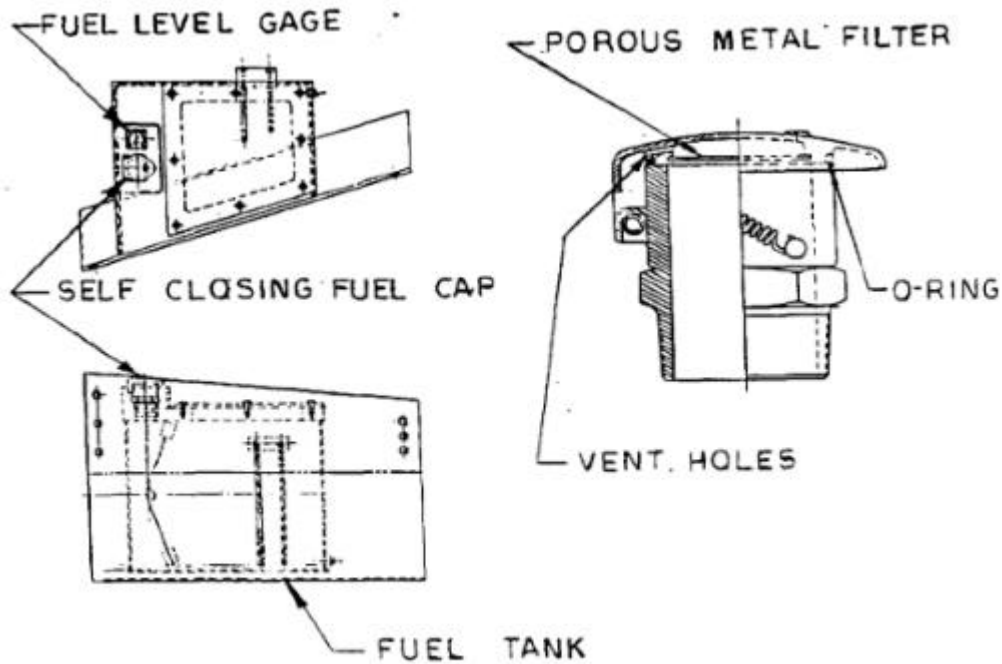


FIGURE 1

TEST SHEET TITLE: MACHINE PERMISSIBILITY CHECKLIST					MINE SAFETY & HEALTH ADMINISTRATION APPROVED PRINT. NO DEVIATION OR REVISION IS LEGAL UNTIL APPROVED BY MSHA		
DISTR. CODE SEE DRG.	STD: B	SPECIAL:	ENG. SEC L.	PRINT LOCATION:	DRAWING NUMBER 535A306	SHEET NO. 3	OF 11 SHEETS

JEFFREY	MINING PRODUCTS	JEFFREY MINING PRODUCTS 274 EAST 1ST AVE. COLUMBUS, OHIO 43201				THIS DRAWING CONTAINS CONFIDENTIAL INFORMATION AND IS THE EXCLUSIVE PROPERTY OF JEFFREY MINING PRODUCTS. NEITHER THE DRAWING OR ITS CONTENTS ARE TO BE USED, REPRODUCED, OR DISCLOSED IN WHOLE OR PART, WITHOUT PRIOR WRITTEN CONSENT FROM JEFFREY MINING PRODUCTS.				
		DRAWING NO. 535A306		SHEET NO. 4	PART 36 MACHINE APPROVAL NUMBERS THAT USE THIS CHECK LIST: 31-100-0,-1 31-106-0,-1 31-88-0			31-73-2, thru-7 31-123-0,-1		
DRAWN ROY McKIBBEN		DATE 1/14/85		REV	A 6/4/85	B 5/7/86 PWM	C 8/28/92 AR	D 12/21/92	E 4/18/97 KT	F
CHECKED ROY McKIBBEN		DATE 2/6/85								

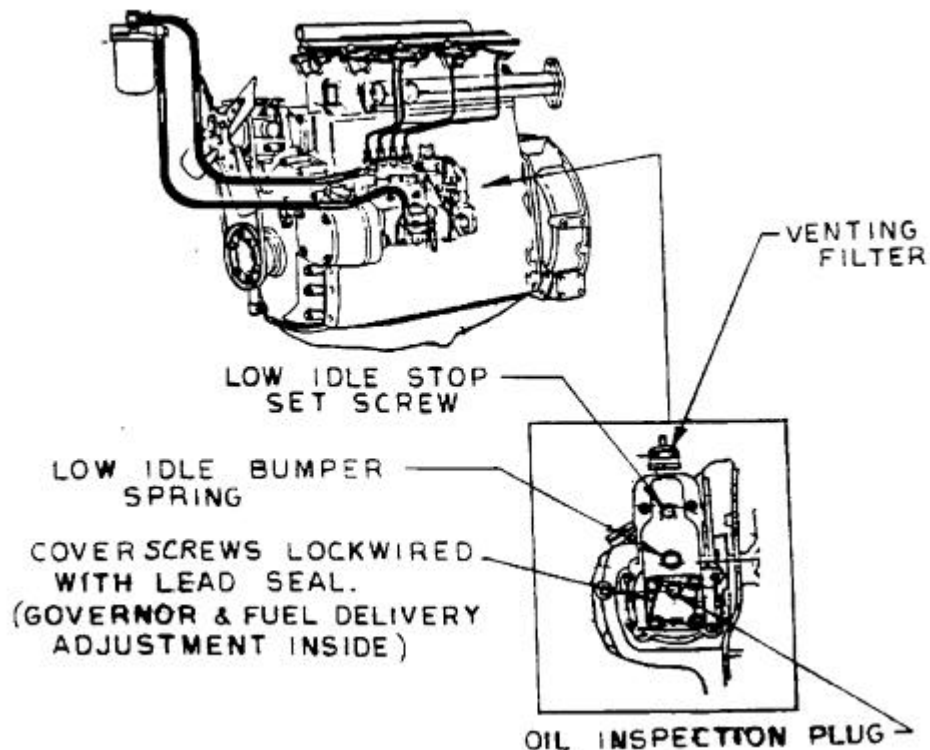


FIGURE 2

*7. () THE FUEL SHUTOFF VALVE (4)** IN THE FUEL SUPPLY LINE IS OPERABLE.

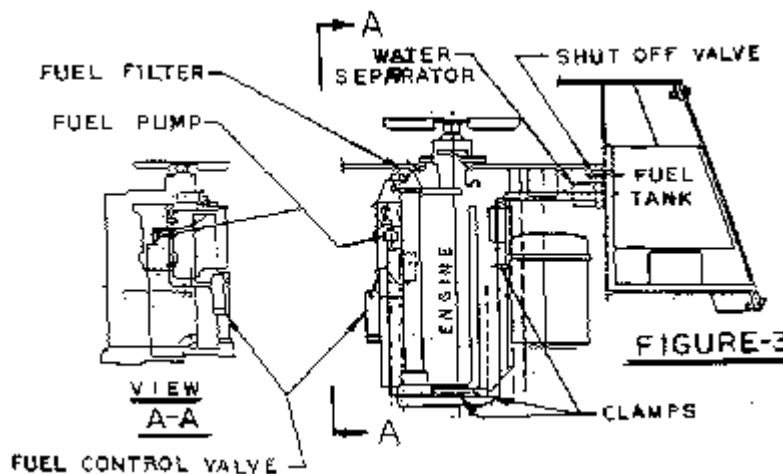
*8. () THE DRAIN PLUG (5)** IN THE FUEL TANK IS LOCKED IN POSITION. (PIPE PLUGS ARE

TEST SHEET TITLE: MACHINE PERMISSIBILITY CHECKLIST					MINE SAFETY & HEALTH ADMINISTRATION APPROVED PRINT. NO DEVIATION OR REVISION IS LEGAL UNTIL APPROVED BY MSHA		
DISTR. CODE SEE DRG.	STD: B	SPECIAL:	ENG. SEC L.	PRINT LOCATION:	DRAWING NUMBER 535A306	SHEET NO. 4	OF 11 SHEETS

JEFFREY MINING PRODUCTS		JEFFREY MINING PRODUCTS 274 EAST 1ST AVE. COLUMBUS, OHIO 43201		THIS DRAWING CONTAINS CONFIDENTIAL INFORMATION AND IS THE EXCLUSIVE PROPERTY OF JEFFREY MINING PRODUCTS. NEITHER THE DRAWING OR ITS CONTENTS ARE TO BE USED, REPRODUCED, OR DISCLOSED IN WHOLE OR PART, WITHOUT PRIOR WRITTEN CONSENT FROM JEFFREY MINING PRODUCTS.				
DRAWING NO. 535A306		SHEET NO. 5	PART 36 MACHINE APPROVAL THIS CHECK LIST: 31-100-0,-1 31-106-0,-1 31-88-0		NUMBERS THAT USE 31-73-2, thru-7 31-123-0,-1			
DRAWN ROY McKIBBEN	DATE 1/14/85	REV	A 6/4/85	B 5/7/86 PWM	C 8/28/92 AR	D 12/21/92	E 4/18/97 KT	F
CHECKED ROY McKIBBEN	DATE 2/6/85							

CONSIDERED "LOCKED IN POSITION" WHEN TIGHT.)

- *9. () FUEL LINES ARE NOT ROUTED NEAR OR CONNECTED TO HOT EXHAUST COMPONENTS AND ARE PROTECTED FROM EXTERNAL DAMAGE.
 - *10. () FUEL LINES ARE SECURED, SEE FIGURE 3.
 - *11. () THE FUEL FILTER IS PROPERLY INSTALLED AND IS NOT DAMAGED.
- * (WEEKLY) DESIGNATES THOSE INSPECTION CHECKS THAT MUST BE PERFORMED DURING THE WEEKLY MAINTENANCE EXAMINATION IN ACCORDANCE WITH 30 CFR, SECTION 75.1914.
 ** REFERENCED ITEMS SHOWN ON MACHINE LAYOUT DIAGRAM (SHEET 10).



B. BRAKE SYSTEM:

WARNING: BRAKE TESTS ARE TO BE CONDUCTED ON A RELATIVELY LEVEL SURFACE, AWAY FROM TRAFFIC AREAS WHERE OTHER MACHINES OR PERSONS MAY BE MOVING ABOUT.

TEST SHEET TITLE: MACHINE PERMISSIBILITY CHECKLIST					MINE SAFETY & HEALTH ADMINISTRATION APPROVED PRINT. NO DEVIATION OR REVISION IS LEGAL UNTIL APPROVED BY MSHA		
DISTR. CODE SEE DRG.	STD: B	SPECIAL:	ENG. SEC L.	PRINT LOCATION:	DRAWING NUMBER 535A306	SHEET NO. 5	OF 11 SHEETS

JEFFREY		MINING PRODUCTS	JEFFREY MINING PRODUCTS 274 EAST 1ST AVE. COLUMBUS, OHIO 43201				THIS DRAWING CONTAINS CONFIDENTIAL INFORMATION AND IS THE EXCLUSIVE PROPERTY OF JEFFREY MINING PRODUCTS. NEITHER THE DRAWING OR ITS CONTENTS ARE TO BE USED, REPRODUCED, OR DISCLOSED IN WHOLE OR PART, WITHOUT PRIOR WRITTEN CONSENT FROM JEFFREY MINING PRODUCTS.			
DRAWING NO. 535A306			SHEET NO. 6	PART 36 MACHINE APPROVAL NUMBERS THAT USE THIS CHECK LIST: 31-100-0,-1 31-106-0,-1 31-88-0				31-73-2, thru-7 31-123-0,-1		
DRAWN ROY McKIBBEN	DATE 1/14/85	REV	A 6/4/85	B 5/7/86 PWM	C 8/28/92 AR	D 12/21/92	E 4/18/97 KT	F		
CHECKED ROY McKIBBEN	DATE 2/6/85									

CONSIDER THE POSSIBLE CONSEQUENCES OF TESTING A MACHINE WITH ASSUMED BRAKING INADEQUACIES, AND SELECT AN AREA WHERE THE TEST MACHINE WOULD NOT CAUSE AN ACCIDENT DUE TO THESE INADEQUACIES.

- *1. () SERVICE BRAKE TEST:
- A. WITH THE ENGINE OPERATING AND THE MACHINE STATIONARY, APPLY THE SERVICE BRAKE.
 - B. RELEASE ALL OTHER BRAKES.
 - C. PLACE THE TRANSMISSION GEAR SELECTOR IN SECOND GEAR AND THE DIRECTIONAL CONTROL SELECTOR IN FORWARD OR REVERSE.
 - D. DEPRESS THE ACCELERATOR TO FULL THROTTLE, ALLOWING THE ENGINE TO PUT THE TRANSMISSION TORQUE CONVERTER INTO A STALL CONDITION.

IF THE SERVICE BRAKE IS OPERATING SATISFACTORILY, THE UNIT WILL NOT MOVE WHEN THE ABOVE PROCEDURE IS FOLLOWED. IF MOVEMENT IS DETECTED, THE SERVICE BRAKE MUST BE REPAIRED OF ADJUSTED.

*(WEEKLY) DESIGNATES THOSE INSPECTION CHECKS THAT MUST BE PERFORMED DURING THE WEEKLY MAINTENANCE EXAMINATION IN ACCORDANCE WITH 30 CFR, SECTION 75.1914.

- *2 () PARKING BRAKE TEST USING DECLUTCH BYPASS VALVE
- A. WITH THE ENGINE OPERATING AND THE MACHINE STATIONARY, APPLY THE PARKING BRAKE (6)**.
 - B. RELEASE ALL OTHER BRAKES.

TEST SHEET TITLE: MACHINE PERMISSIBILTY CHECKLIST					MINE SAFETY & HEALTH ADMINISTRATION APPROVED PRINT. NO DEVIATION OR REVISION IS LEGAL UNTIL APPROVED BY MSHA				
DISTR. CODE SEE DRG.	STD: B	SPECIAL:	ENG. SEC L.	PRINT LOCATION:	DRAWING NUMBER 535A306	SHEET NO. 6	OF 11 SHEETS		

JEFFREY	MINING PRODUCTS	JEFFREY MINING PRODUCTS 274 EAST 1ST AVE. COLUMBUS, OHIO 43201			THIS DRAWING CONTAINS CONFIDENTIAL INFORMATION AND IS THE EXCLUSIVE PROPERTY OF JEFFREY MINING PRODUCTS. NEITHER THE DRAWING OR ITS CONTENTS ARE TO BE USED, REPRODUCED, OR DISCLOSED IN WHOLE OR PART, WITHOUT PRIOR WRITTEN CONSENT FROM JEFFREY MINING PRODUCTS.				
		DRAWING NO. 535A306		SHEET NO. 7	PART 36 MACHINE APPROVAL NUMBERS THAT USE THIS CHECK LIST: 31-100-0,-1 31-106-0,-1 31-88-0			31-73-2, thru-7 31-123-0,-1	
DRAWN ROY McKIBBEN		DATE 1/14/85	REV	A 6/4/85	B 5/7/86 PWM	C 8/28/92 AR	D 12/21/92	E 4/18/97 KT	F
CHECKED ROY McKIBBEN		DATE 2/6/85							

- C. PLACE THE TRANSMISSION GEAR SELECTOR IN SECOND GEAR AND THE DIRECTIONAL CONTROL SELECTOR IN FORWARD OR REVERSE.
- D. ACTUATE THE DECLUTCH BYPASS VALVE LOCATED ON THE LEFT SIDE WALL OF THE OPERATOR'S COMPARTMENT AND HOLD DURING TEST.

WARNING: RELEASING THE DECLUTCH BYPASS VALVE DURING TEST WILL CAUSE THE MACHINE TO LURCH IN FORWARD OR REVERSE DIRECTION AS SELECTED. **NOTE:** IF THE DECLUTCH BYPASS VALVE IS RELEASED DURING TEST, THE TEST PROCEDURE MUST BE STARTED AGAIN BEGINNING WITH A.

- E. SHIFT PARK BRAKE LEVER FROM "ON" POSITION TO "AUTO" POSITION.
- F. DEPRESS THE ACCELERATOR TO FULL THROTTLE, ALLOWING THE ENGINE TO PUT THE TRANSMISSION TORQUE CONVERTER INTO A STALL CONDITION.
- G. AFTER TEST, RETURN ENGINE TO LOW IDLE, RELEASE DECLUTCH BYPASS VALVE AND RETURN PARK BRAKE LEVER TO "ON" POSITION.

IF THE PARKING BRAKE IS OPERATING SATISFACTORILY, THE UNIT WILL NOT MOVE WHEN THE ABOVE PROCEDURE IS FOLLOWED. IF MOVEMENT IS DETECTED, THE PARKING BRAKE MUST BE REPAIRED OR ADJUSTED.

*(WEEKLY) DESIGNATES THOSE INSPECTION CHECKS THAT MUST BE PERFORMED DURING THE WEEKLY MAINTENANCE EXAMINATION IN ACCORDANCE WITH 30 CFR, SECTION 75.1914.

**REFERENCED ITEMS SHOWN ON MACHINE LAYOUT DIAGRAM (SHEET 10).

*3. PARK BRAKE TEST FOR MACHINES NOT EQUIPPED WITH A DECLUTCH BYPASS VALVE.

ALWAYS PERFORM THE SERVICE BRAKE TEST TO ENSURE THE SERVICE BRAKE IS FUNCTIONING PROPERLY PRIOR TO PERFORMING THE FOLLOWING PARK BRAKE TEST. THE FOLLOWING TEST AREA SHOULD BE OF SUFFICIENT LENGTH, SMOOTHNESS, AND AS LEVEL AS PRACTICAL TO ASSURE STABILIZED TRAVEL SPEED OF THE MACHINE.

TEST SHEET TITLE: MACHINE PERMISSIBILTY CHECKLIST					MINE SAFETY & HEALTH ADMINISTRATION APPROVED PRINT. NO DEVIATION OR REVISION IS LEGAL UNTIL APPROVED BY MSHA			
DISTR. CODE SEE DRG.	STD: B	SPECIAL:	ENG. SEC L.	PRINT LOCATION:	DRAWING NUMBER 535A306	SHEET NO. 7	OF 11 SHEETS	

JEFFREY	MINING PRODUCTS	JEFFREY MINING PRODUCTS 274 EAST 1ST AVE. COLUMBUS, OHIO 43201				THIS DRAWING CONTAINS CONFIDENTIAL INFORMATION AND IS THE EXCLUSIVE PROPERTY OF JEFFREY MINING PRODUCTS. NEITHER THE DRAWING OR ITS CONTENTS ARE TO BE USED, REPRODUCED, OR DISCLOSED IN WHOLE OR PART, WITHOUT PRIOR WRITTEN CONSENT FROM JEFFREY MINING PRODUCTS.			
		DRAWING NO. 535A306		SHEET NO. 8	PART 36 MACHINE APPROVAL NUMBERS THAT USE THIS CHECK LIST: 31-100-0,-1 31-106-0,-1 31-88-0 31-73-2, thru-7 31-123-0,-1				
DRAWN ROY McKIBBEN		DATE 1/14/85	REV	A 6/4/85	B 5/7/86 PWM	C 8/28/92 AR	D 12/21/92	E 4/18/97 KT	F
CHECKED ROY McKIBBEN		DATE 2/6/85							

- A. WITH THE ENGINE OPERATING AND THE EMPTY MACHINE STATIONARY, RELEASE ALL BRAKES.
- B. PLACE THE TRANSMISSION GEAR SELECTOR IN THIRD GEAR AND THE DIRECTIONAL CONTROL SELECTOR IN FORWARD.
- C. DEPRESS THE ACCELERATOR TO FULL THROTTLE AND TRAM THE MACHINE TO FULL SPEED.
- D. APPLY THE PARKING BRAKE BY SHIFTING THE PARK BRAKE LEVER FROM THE "AUTO" POSITION TO THE "ON" POSITION.

IF PARKING BRAKE IS OPERATING SATISFACTORILY, THE MACHINE WILL STOP IN SIX (6) FEET OR LESS. THE STOPPING DISTANCE IS TO BE MEASURED FROM THE POINT AT WHICH THE PARKING BRAKE CONTROL IS APPLIED, TO THE POINT AT WHICH THE MACHINE STOPPED. IF THE MACHINE FAILS TO STOP WITHIN THE SPECIFIED DISTANCE, THE PARKING BRAKE MUST BE ADJUSTED OR REPAIRED.

*(WEEKLY) DESIGNATES THOSE INSPECTION CHECKS THAT MUST BE PERFORMED DURING THE WEEKLY MAINTENANCE EXAMINATION IN ACCORDANCE WITH 30 CFR, SECTION 75.1914.

**REFERENCED ITEMS SHOWN ON MACHINE LAYOUT DIAGRAM (SHEET 10).

C. MISCELLANEOUS:

- 1. () THE FIRE SUPPRESSION SYSTEM IS OPERABLE AS DETERMINED BY THE FOLLOWING CHECKS.
 - A. NOTE GENERAL APPEARANCE OF SYSTEM COMPONENTS FOR MECHANICAL DAMAGE OR CORROSION.

TEST SHEET TITLE: MACHINE PERMISSIBILTY CHECKLIST					MINE SAFETY & HEALTH ADMINISTRATION APPROVED PRINT. NO DEVIATION OR REVISION IS LEGAL UNTIL APPROVED BY MSHA			
DISTR. CODE SEE DRG.	STD: B	SPECIAL:	ENG. SEC L.	PRINT LOCATION:	DRAWING NUMBER 535A306	SHEET NO. 8	OF 11 SHEETS	

JEFFREY	MINING PRODUCTS	JEFFREY MINING PRODUCTS 274 EAST 1ST AVE. COLUMBUS, OHIO 43201				THIS DRAWING CONTAINS CONFIDENTIAL INFORMATION AND IS THE EXCLUSIVE PROPERTY OF JEFFREY MINING PRODUCTS. NEITHER THE DRAWING OR ITS CONTENTS ARE TO BE USED, REPRODUCED, OR DISCLOSED IN WHOLE OR PART, WITHOUT PRIOR WRITTEN CONSENT FROM JEFFREY MINING PRODUCTS.			
		DRAWING NO. 535A306		SHEET NO. 9	PART 36 MACHINE APPROVAL NUMBERS THAT USE THIS CHECK LIST: 31-100-0,-1 31-106-0,-1 31-88-0 31-73-2, thru-7 31-123-0,-1				
DRAWN ROY McKIBBEN	DATE 1/14/85	REV	A 6/4/85	B 5/7/86 PWM	C 8/28/92 AR	D 12/21/92	E 4/18/97 KT	F	
CHECKED ROY McKIBBEN	DATE 2/6/85								

- B. CHECK NAMEPLATE(S) FOR READABILITY.
- C. REMOVE FILL CAP FROM DRY CHEMICAL TANKS (7)**.
- D. MAKE CERTAIN TANK IS FILLED WITH FREE-FLOWING DRY CHEMICAL TO A LEVEL OF NOT MORE THAN 3 INCHES FROM THE BOTTOM OF THE FILL OPENING.
- E. SECURE FILL CAP, HAND TIGHTEN.
- F. REMOVE EXPELLANT GAS CARTRIDGE AND EXAMINE DISC- SEAL SHOULD BE UNRUPTURED.
- G. RETURN CARTRIDGE TO PNEUMATIC ACTUATOR/CARTRIDGE RECEIVER, HAND TIGHTEN AND SECURE IN BRACKET.
- H. CHECK HOSE, FITTINGS AND NOZZLES FOR MECHANICAL DAMAGE AND CUTS.
- I. CHECK NOZZLE OPENINGS - SLOT ON NOZZLE SHOULD BE CLOSED (CAPPED) WITH SILICONE GREASE OR COVERED WITH PLASTIC BLOW-OFF CAP.

**REFERENCED ITEMS SHOWN ON MACHINE LAYOUT DIAGRAM (SHEET 10).

C. MISCELLANEOUS: (cont.)

- J. REMOVE CARTRIDGE FROM MANUAL ACTUATOR(S), AND EXAMINE DISC - SEAL SHOULD BE UNRUPTURED.
- K. RETURN CARTRIDGE TO MANUAL ACTUATOR(S) ASSEMBLY, HAND TIGHTEN.
- L. REPLACE ANY BROKEN OR MISSING LEAD AND WIRE SEALS.
- *M. CHECK TO ENSURE THE MACHINE IS EQUIPPED WITH A 2A10BCNFPA FIRE

TEST SHEET TITLE: MACHINE PERMISSIBILTY CHECKLIST					MINE SAFETY & HEALTH ADMINISTRATION APPROVED PRINT. NO DEVIATION OR REVISION IS LEGAL UNTIL APPROVED BY MSHA			
DISTR. CODE SEE DRG.	STD: B	SPECIAL:	ENG. SEC L.	PRINT LOCATION:	DRAWING NUMBER 535A306	SHEET NO. 9	OF 11 SHEETS	

JEFFREY	MINING PRODUCTS	JEFFREY MINING PRODUCTS 274 EAST 1ST AVE. COLUMBUS, OHIO 43201				THIS DRAWING CONTAINS CONFIDENTIAL INFORMATION AND IS THE EXCLUSIVE PROPERTY OF JEFFREY MINING PRODUCTS. NEITHER THE DRAWING OR ITS CONTENTS ARE TO BE USED, REPRODUCED, OR DISCLOSED IN WHOLE OR PART, WITHOUT PRIOR WRITTEN CONSENT FROM JEFFREY MINING PRODUCTS.			
		DRAWING NO. 535A306		SHEET NO. 10	PART 36 MACHINE APPROVAL NUMBERS THAT USE THIS CHECK LIST: 31-100-0,-1 31-106-0,-1 31-88-0			31-73-2, thru-7 31-123-0,-1	
DRAWN ROY McKIBBEN	DATE 1/14/85	REV	A 6/4/85	B 5/7/86 PWM	C 8/28/92 AR	D 12/21/92	E 4/18/97 KT	F	
CHECKED ROY McKIBBEN	DATE 2/6/85								

EXTINGUISHER. CHECK FIRE EXTINGUISHER PRESSURE INDICATOR TO SEE THAT IT IS FULLY CHARGED.

- *2. () THE MAIN AIR PRESSURE GAUGE IN THE OPERATOR'S COMPARTMENT IS OPERABLE.
- *3. () THE MACHINE HAS AN MSHA PART 36 APPROVAL PLATE (8)* ATTACHED TO IT IN THE OPERATOR'S COMPARTMENT.
- *4. () THE ENGINE WILL NOT TURN OVER UNLESS THE DIRECTIONAL CONTROL SELECTOR IS IN THE NEUTRAL POSITION.
- *5. () THE EXHAUST DIFFUSER AT THE SCRUBBER OUTLET IS INSTALLED.

D. IF THE OPTIONAL DIESEL PARTICULATE FILTER SYSTEM IS INSTALLED, PERFORM THE FOLLOWING CHECKS: (9)**

- *A. THE DIESEL PARTICULATE FILTER HOUSING IS IN GOOD CONDITION WITH NO OPEN HOLES, CRACKS, OR LOOSE CONNECTIONS.
- *B. A WARNING TAG SPECIFYING A MAXIMUM ALLOWABLE EXHAUST BACK-PRESSURE OF 25 INCHES OF WATER IS INSTALLED NEXT TO THE EXHAUST FILTER'S SERVICE INDICATOR.
- *C. THE SERVICE INDICATOR IS NOT DAMAGED AND APPEARS TO OPERATE PROPERLY.
- D. IT IS PERMISSIBLE TO OPERATE THE MACHINE BOTH WITH AND WITHOUT THE FILTER ELEMENT INSTALLED

*(WEEKLY) DESIGNATES THOSE INSPECTION CHECKS THAT MUST BE PERFORMED DURING THE WEEKLY MAINTENANCE EXAMINATION IN ACCORDANCE WITH 30 CFR, SECTION 75.1914.

**REFERENCED ITEMS SHOWN ON MACHINE LAYOUT DIAGRAM (SHEET 10).

TEST SHEET TITLE: MACHINE PERMISSIBILITY CHECKLIST					MINE SAFETY & HEALTH ADMINISTRATION APPROVED PRINT. NO DEVIATION OR REVISION IS LEGAL UNTIL APPROVED BY MSHA			
DISTR. CODE SEE DRG.	STD: B	SPECIAL:	ENG. SEC L.	PRINT LOCATION:	DRAWING NUMBER 535A306	SHEET NO. 10	OF 11 SHEETS	

