

**LIVESTOCK NUMBERS**

Species	2005	2006	2007
----- 1,000 Head -----			
All Cattle (Jan. 1)	3,700	3,750	3,700
All Hogs (Dec. 1) 1/	1,340	1,490	1,330
All Sheep (Jan. 1)	375	385	380
All Chickens (Dec. 1) 1/	3,723	3,714	3,556
Turkeys (Raised) 1/	4,500	4,500	4,200

1/ Previous Year.

**ANNUAL PRECIPITATION**

Station	2005	2006	Normal
----- Millimeters -----			
Aberdeen	474.98	404.88	513.59
Brookings	841.25	588.52	579.37
Dupree	426.47	286.51	453.14
Huron	654.81	445.26	530.86
Kennebec	579.88	325.12	475.23
Lemmon	501.65	310.13	463.30
Milesville	478.54	370.59	498.60
Mitchell	733.04	635.25	580.64
Mobridge	363.98	200.91	430.28
Murdo	492.51	328.17	502.16
Oelrichs	500.89	373.38	438.15
Pierre	338.84	289.81	504.95
Rapid City	366.01	297.69	422.66
Sioux Falls	805.43	679.20	627.13
Watertown	556.26	448.31	557.28
Winner	576.58	486.66	602.49
Yankton	777.75	660.15	637.29

**LIVESTOCK NUMBERS**

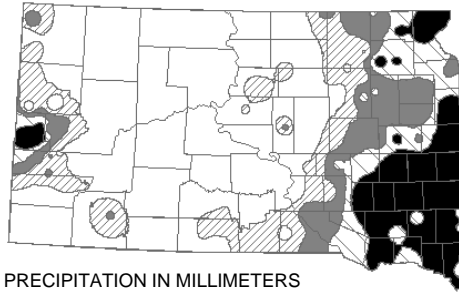
Species	2005	2006	2007
----- 1,000 Head -----			
All Cattle (Jan. 1)	3,700	3,750	3,700
All Hogs (Dec. 1) 1/	1,340	1,490	1,330
All Sheep (Jan. 1)	375	385	380
All Chickens (Dec. 1) 1/	3,723	3,714	3,556
Turkeys (Raised) 1/	4,500	4,500	4,200

1/ Previous Year.

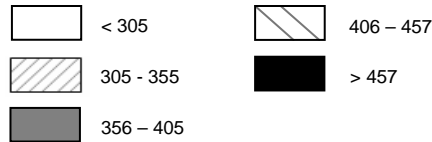
**ANNUAL PRECIPITATION**

Station	2005	2006	Normal
----- Millimeters -----			
Aberdeen	474.98	404.88	513.59
Brookings	841.25	588.52	579.37
Dupree	426.47	286.51	453.14
Huron	654.81	445.26	530.86
Kennebec	579.88	325.12	475.23
Lemmon	501.65	310.13	463.30
Milesville	478.54	370.59	498.60
Mitchell	733.04	635.25	580.64
Mobridge	363.98	200.91	430.28
Murdo	492.51	328.17	502.16
Oelrichs	500.89	373.38	438.15
Pierre	338.84	289.81	504.95
Rapid City	366.01	297.69	422.66
Sioux Falls	805.43	679.20	627.13
Watertown	556.26	448.31	557.28
Winner	576.58	486.66	602.49
Yankton	777.75	660.15	637.29

**GROWING SEASON PRECIPITATION,  
April – September, 2006**



PRECIPITATION IN MILLIMETERS



Source: SD State Climatologist.

**SOUTH DAKOTA'S RANK IN THE UNITED STATES - 2006**

1 <sup>st</sup> : Bison Inventory 1/	6 <sup>th</sup> : All Wheat Production Calf Crop
2 <sup>nd</sup> : Proso Millet Production Sunflower Seed Production	Durum Wheat Production Land in Farms & Ranches
3 <sup>rd</sup> : Flaxseed Production Lamb Crop	7 <sup>th</sup> : Cattle & Calves on Feed - All Feedlots Harvested Acreage, Principal Crops
4 <sup>th</sup> : Honey Production Other Spring Wheat Production	Heifers 500 Lbs. & Over Steers 500 Lbs. & Over
5 <sup>th</sup> : All Sheep & Lambs Beef Cows - that have Calved Market Sheep & Lambs Oat Production	8 <sup>th</sup> : All Cattle and Calves Soybean Production
	10 <sup>th</sup> : Corn for Grain Production Sorghum for Grain Prod.

1/ 2002 Census of Agriculture.

USDA/NASS South Dakota Field Office  
Carter Anderson, Director  
Steve Noyes, Deputy Director  
5020 S. Broadband Lane  
P.O. Box 5068  
Sioux Falls, SD 57117-5068  
Telephone: (605) 323-6500  
E-mail: [nass-sd@nass.usda.gov](mailto:nass-sd@nass.usda.gov)  
State Reports: <http://www.nass.usda.gov/sd/>  
National Reports: <http://www.nass.usda.gov/>



**SOUTH DAKOTA  
AGRICULTURE**

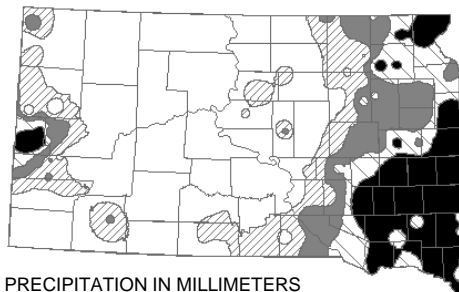
**Metric Version**

Published July 2007

SOUTH DAKOTA FIELD OFFICE



**GROWING SEASON PRECIPITATION,  
April – September, 2006**



PRECIPITATION IN MILLIMETERS



Source: SD State Climatologist.

**SOUTH DAKOTA'S RANK IN THE UNITED STATES - 2006**

1 <sup>st</sup> : Bison Inventory 1/	6 <sup>th</sup> : All Wheat Production Calf Crop
2 <sup>nd</sup> : Proso Millet Production Sunflower Seed Production	Durum Wheat Production Land in Farms & Ranches
3 <sup>rd</sup> : Flaxseed Production Lamb Crop	7 <sup>th</sup> : Cattle & Calves on Feed - All Feedlots Harvested Acreage, Principal Crops
4 <sup>th</sup> : Honey Production Other Spring Wheat Production	Heifers 500 Lbs. & Over Steers 500 Lbs. & Over
5 <sup>th</sup> : All Sheep & Lambs Beef Cows - that have Calved Market Sheep & Lambs Oat Production	8 <sup>th</sup> : All Cattle and Calves Soybean Production
	10 <sup>th</sup> : Corn for Grain Production Sorghum for Grain Prod.

1/ 2002 Census of Agriculture.

USDA/NASS South Dakota Field Office  
Carter Anderson, Director  
Steve Noyes, Deputy Director  
5020 S. Broadband Lane  
P.O. Box 5068  
Sioux Falls, SD 57117-5068  
Telephone: (605) 323-6500  
E-mail: [nass-sd@nass.usda.gov](mailto:nass-sd@nass.usda.gov)  
State Reports: <http://www.nass.usda.gov/sd/>  
National Reports: <http://www.nass.usda.gov/>



**SOUTH DAKOTA  
AGRICULTURE**

**Metric Version**

Published July 2007

SOUTH DAKOTA FIELD OFFICE



**LAND FACTS**

Total Land Area (Square Kilometers)	196,542		
Total Land Area (Hectares)	19,667,788		
Indian Reservation Land Area (Hectares)	3,399,371		
Federal Land (Hectares)	1,052,186		
State Land (Hectares)	404,687		
-----			
	<u>2004</u>	<u>2005</u>	<u>2006</u>
Lands in Farms & Ranches - (Million Hectares)	17.73	17.69	17.69
Number of All Farms	31,600	31,400	31,300
Cattle Farms	17,500	17,000	16,500
Hog Farms	1,400	1,200	1,100
Sheep Farms	2,100	2,100	2,000
Avg. Farm Size (Hectares)	561	563	565
Avg. Farm Value (Dollars)	693,000	842,160	991,160
Avg. Dollar Value (per Hectare)	1,235	1,495	1,754
1 Hectare = 2.47 Acres; 1 Acre = 0.405 Hectares.			

**CROP HECTARES PLANTED**

Crop	2004	2005	2006
----- 1,000 Hectares -----			
All Wheat	1,323	1,342	1,340
All Corn	1,882	1,801	1,821
Soybeans	1,679	1,578	1,599
Oats	154	154	154
Barley	28	26	22
All Sorghum	101	73	89
All Sunflower	176	223	214
Flaxseed	4	10	8
All Hay 1/	1,578	1,619	1,255
Alfalfa Hay 1/	911	971	728

1/ Harvested Hectares.

**CROP YIELDS**

Crop	2004	2005	2006
----- Kilograms per Hectare -----			
All Wheat	3,091	2,810	2,195
Corn for Grain	8,160	7,469	6,088
Corn for Silage	24,659	24,659	13,450
Soybeans	2,287	2,354	2,287
Oats	2,941	2,582	2,044
Barley	3,389	2,636	2,152
Sorghum for Grain	2,636	3,264	2,260
All Sunflower	1,639	1,855	1,095
Flaxseed	942	1,255	1,193
All Hay	3,949	4,237	3,023

**PRICES AND CASH RECEIPTS**

Item	2005 Price	2006 Price	2006 Cash Receipts 1/
----- Dollars ----- Million \$			
All Wheat - MT	134.11	165.35	397.4
Corn for Grain - MT	70.47	116.14	728.3
Soybeans - MT	198.05	209.44	689.7
Oats - MT	108.85	137.79	7.3
Barley - MT	96.91	110.23	2.8
Sorghum Grain - MT	74.08	125.66	7.7
All Sunflower - MT	251.33	306.44	80.4
Flaxseed - MT	223.22	246.05	1.4
All Hay - MT	68.89	83.78	89.2
Alfalfa Hay - MT	71.65	87.08	NA
Cattle - kg	2.11	2.03	1,876.0 2/
Hogs - kg	1.12	1.02	404.3
Sheep - kg	1.01	0.65	30.4 3/
Lambs - kg	2.87	2.40	---

1/ Preliminary. 2/ Includes cash receipts from all cattle and calves.  
3/ Includes cash receipts from all sheep and lambs. NA = Not Available. MT = Metric Tons; kg = Kilograms.

**LAND FACTS**

Total Land Area (Square Kilometers)	196,542		
Total Land Area (Hectares)	19,667,788		
Indian Reservation Land Area (Hectares)	3,399,371		
Federal Land (Hectares)	1,052,186		
State Land (Hectares)	404,687		
-----			
	<u>2004</u>	<u>2005</u>	<u>2006</u>
Lands in Farms & Ranches - (Million Hectares)	17.73	17.69	17.69
Number of All Farms	31,600	31,400	31,300
Cattle Farms	17,500	17,000	16,500
Hog Farms	1,400	1,200	1,100
Sheep Farms	2,100	2,100	2,000
Avg. Farm Size (Hectares)	561	563	565
Avg. Farm Value (Dollars)	693,000	842,160	991,160
Avg. Dollar Value (per Hectare)	1,235	1,495	1,754
1 Hectare = 2.47 Acres; 1 Acre = 0.405 Hectares.			

**CROP HECTARES PLANTED**

Crop	2004	2005	2006
----- 1,000 Hectares -----			
All Wheat	1,323	1,342	1,340
All Corn	1,882	1,801	1,821
Soybeans	1,679	1,578	1,599
Oats	154	154	154
Barley	28	26	22
All Sorghum	101	73	89
All Sunflower	176	223	214
Flaxseed	4	10	8
All Hay 1/	1,578	1,619	1,255
Alfalfa Hay 1/	911	971	728

1/ Harvested Hectares.

**CROP YIELDS**

Crop	2004	2005	2006
----- Kilograms per Hectare -----			
All Wheat	3,091	2,810	2,195
Corn for Grain	8,160	7,469	6,088
Corn for Silage	24,659	24,659	13,450
Soybeans	2,287	2,354	2,287
Oats	2,941	2,582	2,044
Barley	3,389	2,636	2,152
Sorghum for Grain	2,636	3,264	2,260
All Sunflower	1,639	1,855	1,095
Flaxseed	942	1,255	1,193
All Hay	3,949	4,237	3,023

**PRICES AND CASH RECEIPTS**

Item	2005 Price	2006 Price	2006 Cash Receipts 1/
----- Dollars ----- Million \$			
All Wheat - MT	134.11	165.35	397.4
Corn for Grain - MT	70.47	116.14	728.3
Soybeans - MT	198.05	209.44	689.7
Oats - MT	108.85	137.79	7.3
Barley - MT	96.91	110.23	2.8
Sorghum Grain - MT	74.08	125.66	7.7
All Sunflower - MT	251.33	306.44	80.4
Flaxseed - MT	223.22	246.05	1.4
All Hay - MT	68.89	83.78	89.2
Alfalfa Hay - MT	71.65	87.08	NA
Cattle - kg	2.11	2.03	1,876.0 2/
Hogs - kg	1.12	1.02	404.3
Sheep - kg	1.01	0.65	30.4 3/
Lambs - kg	2.87	2.40	---

1/ Preliminary. 2/ Includes cash receipts from all cattle and calves.  
3/ Includes cash receipts from all sheep and lambs. NA = Not Available. MT = Metric Tons; kg = Kilograms.