

## SOUTH DAKOTA

### ALL SHEEP & LAMBS - JANUARY 1

Year	All Sheep	Value per Head	Total Value
	1,000 Head	Dollars	1,000 Dollars
1980	783	83.50	65,381
1990	590	84.00	49,560
2000	420	88.00	36,960
2004	370	119.00	44,030
2005	375	135.00	50,625
2006	385	146.00	56,210

### TOTAL SHEEP & LAMBS - JANUARY 1

Year	Breeding	Market
	----- 1,000 Head -----	
1980	715	68
1990	535	55
2000	320	100
2004	290	80
2005	285	90
2006	280	105

### BREEDING SHEEP & LAMBS - JANUARY 1

Year	Ewes 1 Yr. +	Rams 1 Yr. +	Replace. Lambs	Total
	----- 1,000 Head -----			
1980	550	16	149	715
1990	441	14	80	535
2000	270	9	41	320
2004	240	9	41	290
2005	230	8	47	285
2006	230	8	42	280

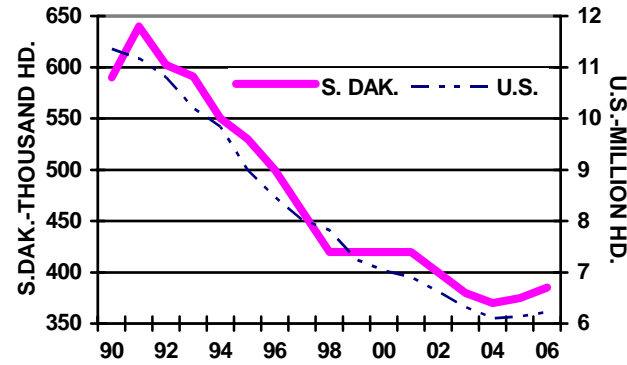
### NUMBER OF FARMS

Year	Total Farms	Operations with Sheep
	----- Number -----	
1980	38,500	5,600
1990	35,000	4,100
2000	32,400	2,300
2004	31,600	2,100
2005	31,400	2,100

### MARKET LAMBS & SHEEP - JANUARY 1

Year	Lambs				Total	Sheep	Total Market Lambs & Sheep
	Under 65 Lbs.	65-84 Lbs.	85-105 Lbs.	Over 105 Lbs.			
	----- 1,000 Head -----						
2004	4	4	20	51	79	1	80
2005	10	7	18	53	88	2	90
2006	11	8	21	62	102	3	105

### ALL SHEEP & LAMBS, JAN. 1, 1990-2006



## SOUTH DAKOTA

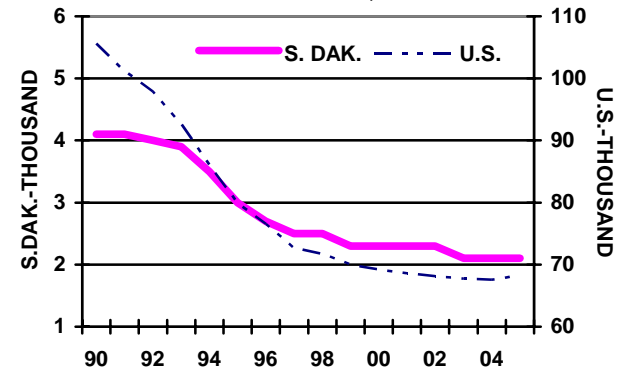
### LAMB CROP

Year	Breeding Ewes 1 Year +	Lambs per 100 Ewes	Lamb Crop
	1,000 Head	Percent	1,000 Head
1980	550	125	690
1990	441	122	540
2000	270	119	320
2004	240	121	290
2005	230	126	290

### WOOL PRODUCTION

Year	Sheep Shorn	Ave. Weight per Fleece	Wool Production
	1,000 Head	Lbs.	1,000 Lbs.
1980	755	9.2	6,982
1990	590	9.0	5,317
2000	335	8.4	2,800
2004	345	7.6	2,610
2005	330	7.8	2,582

### SHEEP OPERATIONS, 1990-2005



## SOUTH DAKOTA

### COMMERCIAL SLAUGHTER

Year	Sheep & Lambs	Average Liveweight	Total Liveweight
	1,000 Hd.	Lbs.	1,000 Lbs.
1980	412	114	46,831
1990	147	125	18,317
2000	18	108	1,882
2004	12	123	1,441
2005	10	124	1,277

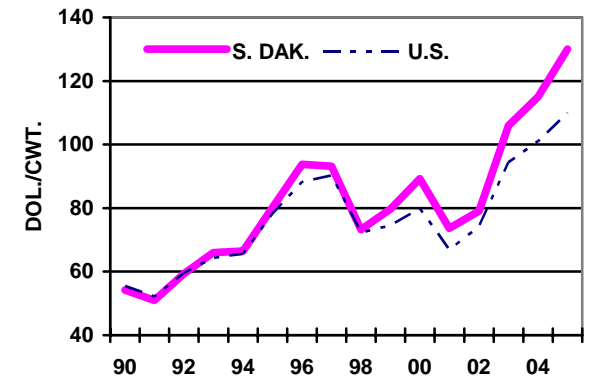
### INSHIPMENTS, FARM SLAUGHTER, DEATHS

Year	Sheep & Lambs		Deaths	
	Shipped Into S.D.	Farm Slaughter 1/	Sheep	Lambs
	----- 1,000 Head -----			
1980	76	3.0	35	85
1990	50	2.0	30	55
2000	52	0.5	17	37
2004	43	0.5	10	27
2005	56	0.5	10	25

### MARKETINGS 2/

Year	Sheep	Lambs
	----- 1,000 Head -----	
1980	77	569
1990	48	405
2000	36	282
2004	51	240
2005	47	254

### LAMB AVERAGE PRICE, 1990-2005



## SOUTH DAKOTA

### AVERAGE PRICES RECEIVED

Year	Sheep	Lambs	Wool
	----- Dol./Cwt. -----		----- Cents/Lb. -----
1980	30.90	64.40	88
1990	23.30	54.20	80
2000	33.30	89.20	28
2004	40.90	115.00	72
2005	45.90	130.00	60

### CASH RECEIPTS

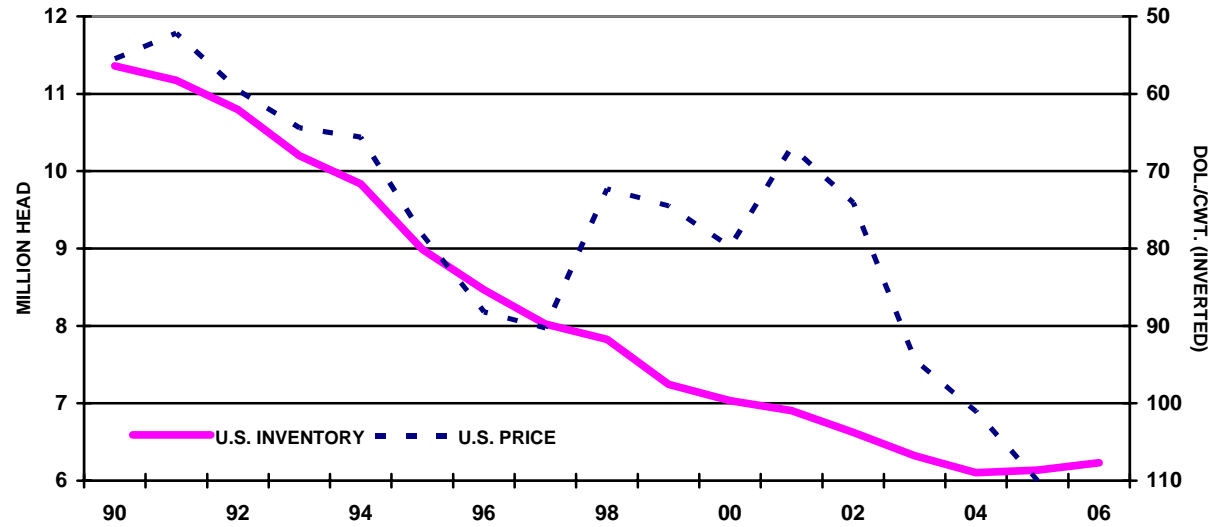
Year	All Com- modities	Sheep & Lambs	Wool	Sheep, Lambs, & Wool - % of Total
	Mil. Dol.	- 1,000 Dol. -		Percent
1980	2,721	43,296	6,144	2
1990	2,963	26,766	4,254	1
2000	3,731	28,064	784	1
2004	4,579	30,495	1,879	1
2005	4,863	36,019	1,549	1

1/ Excludes custom slaughter.

2/ Includes custom slaughter and outshipments, but excludes interfarm sales.

[Dashed Box] Record Low

**ALL SHEEP JAN. 1 VS. YEARLY AVE. LAMB PRICE**



**UNITED STATES**

**SHEEP AND LAMBS INVENTORY AND LAMB PRICE**

Year	U.S. Inventory 1,000 Hd.	U.S. Price Dol./Cwt.	S.D. Price
1990	11,358	55.50	54.20
1991	11,174	52.20	51.00
1992	10,797	59.50	59.30
1993	10,201	64.40	66.00
1994	9,836	65.60	66.50
1995	8,989	78.20	80.20
1996	8,465	88.20	93.80
1997	8,024	90.30	93.20
1998	7,825	72.30	73.20
1999	7,247	74.50	79.70
2000	7,036	79.80	89.20
2001	6,908	66.90	73.60
2002	6,623	74.10	79.10
2003	6,321	94.40	106.00
2004	6,105	101.00	115.00
2005	6,135	110.00	130.00
2006	6,230	--	--

(See chart above)

**RANKING OF TOP TEN STATES - 2006**

Rank	State	All Sheep & Lambs - Jan. 1 1,000 Hd.	% of U.S. Total Percent
1	Texas	1,090	17
2	California	650	10
3	Wyoming	450	7
4	Colorado	390	6
<b>5</b>	<b>S. Dakota</b>	<b>385</b>	<b>6</b>
6	Montana	295	5
7	Utah	280	4
8	Idaho	260	4
9	Iowa	235	4
10	Oregon	220	4

**SOUTH DAKOTA**

**MONTHLY PRICES RECEIVED**


Month	Sheep		Lambs	
	2004	2005	2004	2005
Jan	44.90	58.60	115.00	125.00
Feb	44.00	53.90	117.00	131.00
Mar	34.40	51.50	115.00	117.00
Apr	36.80	44.20	106.00	124.00
May	35.50	42.20	112.00	134.00
Jun	29.50	41.40	114.00	130.00
Jul	39.50	39.60	109.00	128.00
Aug	40.20	43.80	114.00	125.00
Sep	41.40	44.30	115.00	133.00
Oct	42.10	44.70	115.00	132.00
Nov	43.50	44.70	121.00	136.00
Dec	49.60	50.70	120.00	123.00

# SHEEP FACTS

**USDA - NASS**  
**SOUTH DAKOTA FIELD OFFICE**  
 Carter Anderson, Director  
 Steve Noyes, Deputy Director

5020 S. Broadband Lane  
 P.O. Box 5068  
 Sioux Falls, South Dakota 57117-5068  
 Telephone: (605) 323-6500

E-Mail: [nass-sd@nass.usda.gov](mailto:nass-sd@nass.usda.gov)  
 State Reports: <http://www.nass.usda.gov/sd/>  
 National Reports: <http://www.nass.usda.gov/>



United States Department of Agriculture  
 National Agricultural Statistics Service  
 South Dakota Field Office

