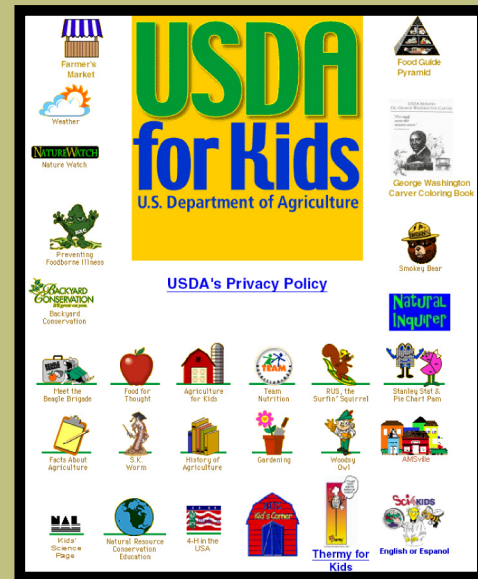


# Visit These Sites For More Agriculture Fun!

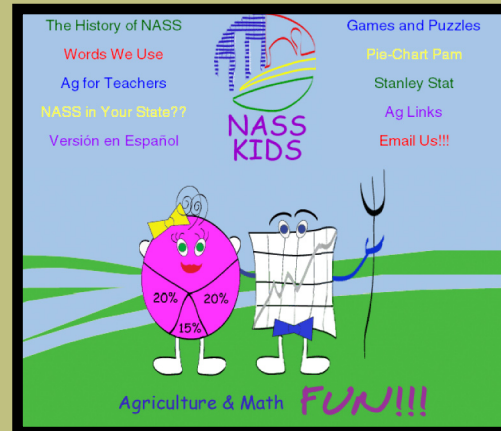
## USDA for Kids

[www.usda.gov/news/usdakids](http://www.usda.gov/news/usdakids)



## NASS KIDS

[www.usda.gov/nass/nasskids](http://www.usda.gov/nass/nasskids)



Virginia Agricultural Statistics  
 USDA/NASS/VA Field Office  
 102 Governor Street, Room LL20  
 Richmond, Virginia 23219  
 (804) 771-2493  
[www.nass.usda.gov/va](http://www.nass.usda.gov/va)  
[nass-va@nass.usda.gov](mailto:nass-va@nass.usda.gov)

# Virginia Agriculture Counts!





**Published by the:**

Virginia Agricultural Statistics Service  
 P.O. Box 1659  
 Richmond, VA 23218

phone: (804) 771-2493

fax: (804) 771-2651

email: [nass-va@nass.va.gov](mailto:nass-va@nass.va.gov)

[www.nass.usda.gov/va](http://www.nass.usda.gov/va)

Director, Kevin L. Barnes

Editor, Rachel Pittman

**Special thanks is extended to:**

Virginia Foundation For Agriculture In The Classroom

P.O. Box 27552

Richmond, VA 23261-7552

[www.agintheclass.org](http://www.agintheclass.org)

**This activity book meets the following Standards of Learning:**

**Science**

3.1, 3.10, 3.11, 4.1, 4.8, 5.1

**History and Social Science**

3.6, 3.7, 3.11, VS.1, VS.2, US1.1, US1.2, US1.5

**English**

3.4, 3.6, 3.7, 4.3, 4.5, 4.6, 5.4, 5.6, 5.7

**Math**

3.8, 3.9, 3.21, 3.25, 4.6, 4.7, 4.8, 4.9, 4.20, 4.22, 5.3, 5.18, 5.22

-page 12-

**Matching**

1. C
2. B
3. K
4. A
5. D
6. J
7. C
7. F
9. B
10. E
11. I
12. H
13. G
14. A
15. K
16. F
17. B
18. H
19. A
20. H

-page 13-

**Farm Scramble**

- crops
- barn
- pig
- fence
- soybean
- horse
- farmer
- tractor
- corn
- wheat

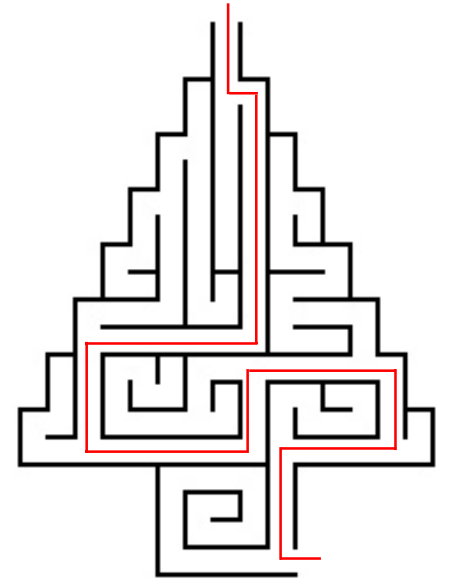
-page 15-

**KIDZ PUZZLE**

- turkeys t
- e r
- v a
- e c
- n t
- tobacco
- e g r
- e r g
- n field e
- c a o
- u mushrooms
- central b g i
- o a t e l
- l s bull k
- t s r
- ethanol

-page 14-

**Maze**



-page 16-

**Word Find**

P R E S S R E L E A S E T A H  
 G R I C T R O P X E U R L T A  
 U Y R E C A O U N T A S Z A Y  
 P B E S T E T D L H Z G N P P  
 D O S V W X P I C T M V S P F  
 F R H G R U I R S N E M Y L U  
 F D E A G U A D T T R I Z E J  
 N U U T G B S E N E I Z M T D  
 P A B R K O T A P M G C H R S  
 O S S G M U S J N M N A S E O  
 V N L E R S I R N C Q E Z E K  
 V F A K B F O M J H Z P B V B  
 I G E A J L X M X G O Y G I S  
 F Y R U F F D T B F G J K L K  
 A M K E F Q S V X Y V N U R Z

-page 17-

**Math Square**

|    |   |   |   |    |    |
|----|---|---|---|----|----|
| 5  | X | 1 | + | 3  | 8  |
| X  |   | - |   | +  |    |
| 6  | - | 4 | / | 2  | 4  |
| -  |   | + |   | +  |    |
| 7  | + | 8 | X | 9  | 79 |
| 23 |   | 5 |   | 14 |    |

## Top Cash Commodities

|                          |       |                          |      |
|--------------------------|-------|--------------------------|------|
| 1. Broilers .....        | \$590 | 7. Fresh Market Tomatoes | \$96 |
| 2. Cattle and Calves ... | \$318 | 8. Corn for Grain .      | \$95 |
| 3. Milk .....            | \$308 | 9. Eggs .....            | \$70 |
| 4. Turkeys .....         | \$183 | 10. Hogs .....           | \$68 |
| 5. Soybeans .....        | \$124 | 11. Hay .....            | \$46 |
| 6. Tobacco .....         | \$113 | 12. Cotton .....         | \$39 |



## True or False

F, F, T

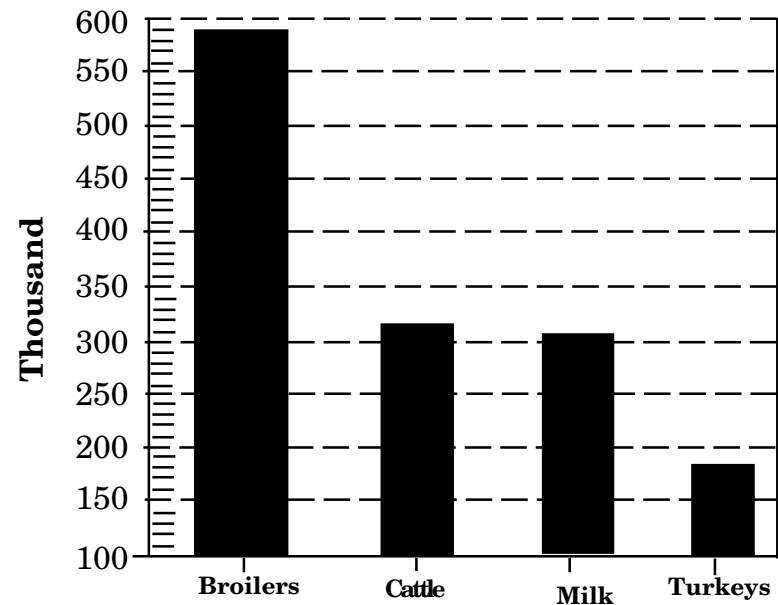
## Harvested Corn Acres

360,000

## Tomato producers

1. Florida
2. California
3. Virginia

## 2004 Top Four Cash Commodities



## Press Release

### Virginia Livestock Up/Down 2 Head in 2004

Virginia has 17 pigs, 4 horses, 9 cows, and 13 chickens. The total livestock for Virginia in 2004 was 43 head. Hogs showed the most increase with 12 more head than 2003. Horses showed the most decrease with 14 less head than 2003.

### Virginia Crops Up/Down 2 Acres in 2004

Virginia had 4 apple trees, 12 acres of corn for grain, 12 acres of wheat, and 12 bales of hay in 2004. Total crop acreage in 2004 was 40 acres. Corn for grain showed the most increase with 6 more acres than 2003. Wheat showed the most decrease with 5 less acres than 2003.

Virginia Agriculture is always being counted, measured, priced, analyzed, and reported to give people the facts they need. Completing the activities in this book will help you understand just how much

Agriculture Counts!



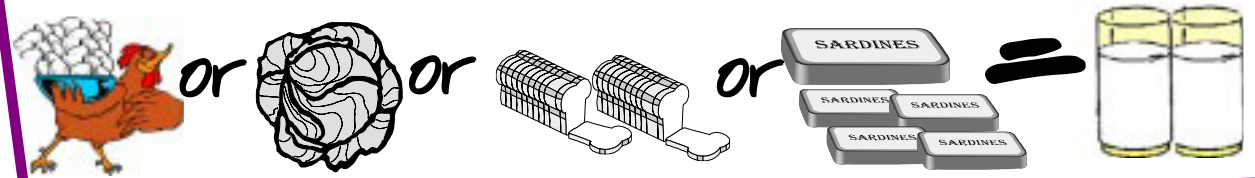
## It All Started with a Letter

In **1791** President George Washington received a letter from an Englishman named Arthur Young. Mr. Young had written to several farmers requesting information on land values, crops, yields, livestock prices, and taxes with no luck. By personally conducting a mail survey and compiling the results, President Washington was able to gather enough information to answer all of Mr. Young's questions about American Agriculture. George Washington, in effect, had just conducted the Nation's first agricultural survey.




# FUN AG FACTS!

You would have to eat **11** medium eggs or **17** slices of white bread or **2 1/2** cups of greens, or **4 1/2** ounces of sardines to get the amount of calcium found in just two **8-ounce** glasses of milk.



Virginia peanuts are among the finest in the world. Some people call them the Cadillacs of peanuts.



It takes a broiler egg **21** days to hatch



A milk cow gives an average of **42** pounds of milk a day.



# Kidz Jokes

Q: What do you say to a cow that crosses in front of your car?  
A: Moo-ve over.

Q: Why was the chicken afraid of the chicken?  
A: Because it was chicken.

Q: Why do cows have bells?  
A: Because their horns don't work.

Q: What do you get when you cross a cow with a duck?  
A: Milk and quackers.

Q: What do pigs put on sore toes?  
A: Oinkment!

Q: What runs around a farm but doesn't move?  
A: A fence.

Q: Why did the foal cough?  
A: Because he was a little horse!

Q: What does a police officer use when he arrests a pig?  
A: Ham cuffs.

Q: What do you call an arctic cow?  
A: An eskimoo!

Q: Why did the farmer call his pig 'Ink'?  
A: Because he kept running out of the pen!

Q: What do you get when you cross a cow with an earthquake?  
A: A milk shake!

Today, the National Agricultural Statistics Service (NASS) has the responsibility of collecting data for agricultural surveys. NASS has offices in **46** states throughout the United States. NASS also has an international program office that helps other countries with their planning and reporting of agricultural statistics.

Below is a list of countries NASS has worked with. Draw a line to match the name of the continent or region with the correct map.

Africa



Armenia, Bangladesh, China, India, Indonesia, Kazakstan, Nepal, Pakistan, Philippines, Saudi Arabia, Taiwan, Thailand, Turkey, Vietnam, Yemen

Central America



Cameroon, Egypt, Ethiopia, Kenya, Liberia, Morocco, Rwanda, Sierra Leone, South Africa, Sudan, Tunisia, Uganda, Zaire, Zimbabwe

South America



Costa Rica, El Salvador, Guatemala, Honduras, Mexico, Nicaragua

Asia



Argentina, Bolivia, Brazil, Colombia, Ecuador, Paraguay, Peru, Venezuela

Caribbean



Albania, Bulgaria, Hungary, Poland, Romania, Russia, Ukraine

Europe



Dominican Republic, Haiti, Jamaica,

The Virginia Agricultural Statistics Service (VASS) collects data for Virginia Agriculture. Below is a list of Virginia's top cash commodities. List them in order from highest to lowest.

## Top Cash Commodities



-Million Dollars-

|                             |       |
|-----------------------------|-------|
| Hogs .....                  | \$68  |
| Cotton .....                | \$39  |
| Corn for Grain .....        | \$95  |
| Fresh Market Tomatoes ..... | \$96  |
| Broilers .....              | \$590 |
| Cattle and Calves .....     | \$318 |
| Milk .....                  | \$308 |
| Turkeys .....               | \$183 |
| Soybeans .....              | \$124 |
| Tobacco .....               | \$113 |
| Hay .....                   | \$46  |
| Eggs .....                  | \$70  |

1. \_\_\_\_\_
2. \_\_\_\_\_
3. \_\_\_\_\_
4. \_\_\_\_\_
5. \_\_\_\_\_
6. \_\_\_\_\_
7. \_\_\_\_\_
8. \_\_\_\_\_
9. \_\_\_\_\_
10. \_\_\_\_\_
11. \_\_\_\_\_
12. \_\_\_\_\_

# Math Square

**Directions:**

**Try to fill in the missing numbers.**

**Use the numbers 1 through 9 to complete the equations.**

**Each number is only used once.**

**Each row is a math equation. Each column is a math equation.**

**Remember that multiplication and division are performed before addition and subtraction.**

|    |   |   |   |    |    |
|----|---|---|---|----|----|
|    | X |   | + |    | 8  |
| X  |   | - |   | +  |    |
|    | - |   | / |    | 4  |
| -  |   | + |   | +  |    |
|    | + |   | X |    | 79 |
| 23 |   | 5 |   | 14 |    |


# Word Find

P R E S S R E L E A S E T A H  
 G R I C T R O P X E U R L T A  
 U Y R E C A O U N T A S Z A Y  
 P B E S T E T D L H Z G N P P  
 D O S V W X P I C T M V S P F  
 F R H G R U I R S N E M Y L U  
 F D E A G U A D T T R I Z E J  
 N U U T G B S E N E I Z M T D  
 P A B R K O T A P M G C H R S  
 O S S G M U S J N M N A S E O  
 V N L E R S I R N C Q E Z E K  
 V F A K B F O M J H Z P B V B  
 I G E A J L X M X G O Y G I S  
 F Y R U F F D T B F G J K L K  
 A M K E F Q S V X Y V N U R Z

APPLETREE  
 BARCHART  
 EXPORT  
 HAY  
 JOHN  
 NASS

PRESSRELEASE  
 ROLFE  
 STATISTICS  
 SURVEY  
 TURKEY

The First shipments of Virginia grown tobacco reached England in **1614**. This began tobacco as a chief export of the American colonies. The ports in Hampton Road are the largest tobacco exporters in the United States. Tobacco is from the Solanaceous (sol'ə nā' shes) family and is related to garden vegetables such as potatoes, tomatoes, and eggplant. Because of its excellent quality, Flue-cured tobacco is produced in many nations around the world including Australia, Canada, Africa, South America, and parts of Asia. Today, tobacco is still Virginia's largest cash crop and number **1** export.




## True or False:


Flue-cured tobacco is only produced in America. \_\_\_\_\_

Tobacco is a member of the Solanaceae family, which also includes tomatoes, potatoes and peppers. \_\_\_\_\_

The ports of Hampton Roads are the largest in the United States for exporting tobacco and tobacco products. \_\_\_\_\_




Add the numbers below to find out how many harvested acres of corn for grain Virginia had in **2004**



\_\_\_\_\_ harvested acres

# Kidz Puzzle



Across

- 1. Virginia's number four cash commodity
- 4. Virginia's number one export
- 7. where crops grow
- 9. grows on logs or moist places
- 11. \_\_\_\_\_ America, a region NASS has worked with
- 13. male cattle
- 14. type of fuel corn makes


Down

- 2. total number of pigs from page 13
- 3. what a farmer rides
- 5. what we have been learning about
- 6. \_\_\_\_\_ Washington conducted the first agriculture survey
- 8. Mary had a little \_\_\_\_\_
- 10. a drink with lots of calcium
- 11. a baby horse
- 12. short for the National Agricultural Statistics Service

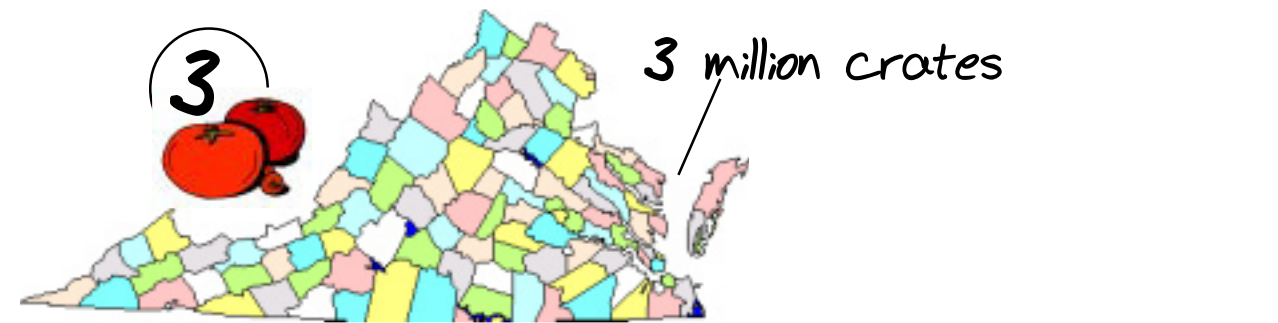
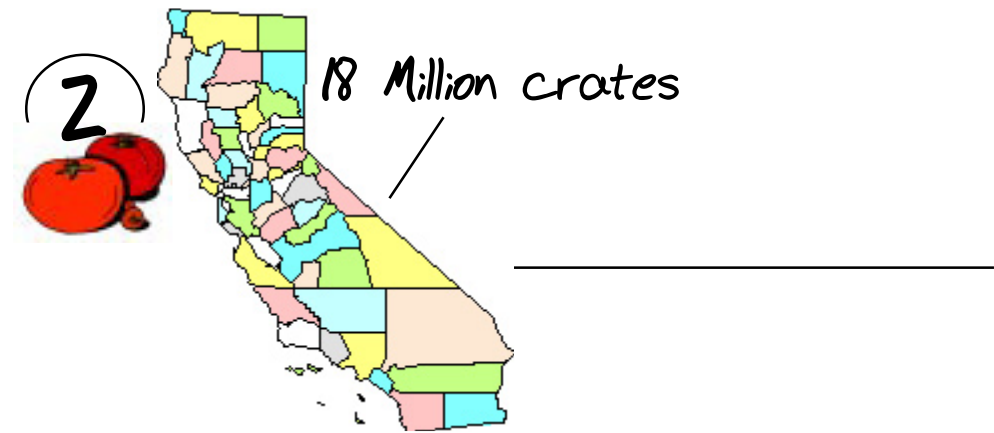
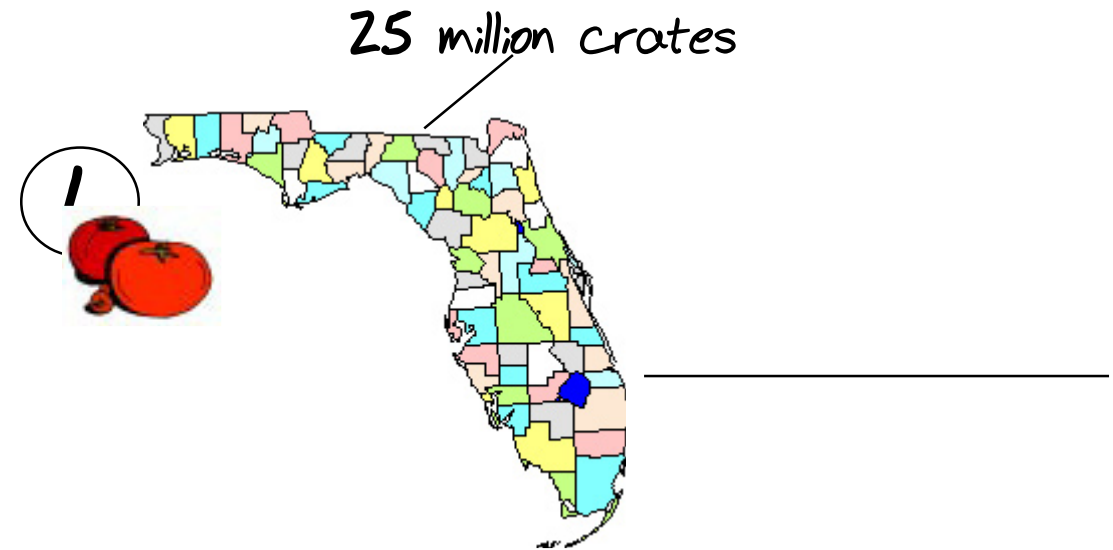


# Maze



Help the chick find it's mother



Below are the top three States in the nation for production of tomatoes.  
Can you identify these States?



Broilers are Virginia's **#1** cash commodity. Broilers made Virginia **\$590** million in **2004**. Cattle and calves are Virginia's **#2** cash commodity. Cattle made Virginia **\$318** million in **2004**.



# Farm Scramble

Unscramble the words below to reveal a farm word



- rpcso ----- What's grown in the fields? \_\_\_\_\_
- anrb ----- What do animals sleep in? \_\_\_\_\_
- ipg ----- Oink Oink \_\_\_\_\_
- eecfn ----- What is used to keep animals in the pasture? \_\_\_\_\_
- nyobsea ----- Type of round bean. \_\_\_\_\_
- osreh ----- Farm animal that's fun to ride \_\_\_\_\_
- amrfer ----- Who takes care of the animals? \_\_\_\_\_
- actortr ----- What plows the field? \_\_\_\_\_
- ronc ----- Crop that's good with salt and butter \_\_\_\_\_
- taewh ----- crop used to make bread \_\_\_\_\_



# Matching

Match the words in column 1 with the animal or crop they came from in column 2. (column 2 words can be used more than once.)

## Column 1

1. bacon \_\_\_\_\_
2. milk \_\_\_\_\_
3. spaghetti sauce \_\_\_\_\_
4. egg \_\_\_\_\_
5. corn meal \_\_\_\_\_
6. peanut butter \_\_\_\_\_
7. pork chops \_\_\_\_\_
8. flour \_\_\_\_\_
9. beef \_\_\_\_\_
10. cider \_\_\_\_\_
11. wool sweaters \_\_\_\_\_
12. french fries \_\_\_\_\_
13. jelly \_\_\_\_\_
14. McNuggets \_\_\_\_\_
15. ketchup \_\_\_\_\_
16. noodles \_\_\_\_\_
17. hamburger \_\_\_\_\_
18. tater tots \_\_\_\_\_
19. drumstick \_\_\_\_\_
20. potato chips \_\_\_\_\_

## Column 2

- a. chicken
- b. cow
- c. pig
- d. corn
- e. apples
- f. wheat
- g. grapes
- h. potatoes
- i. sheep
- j. peanuts
- k. tomatoes

Below are Virginia's top 4 cash commodities. Make a bar chart using the following data about each.



Cattle: \$318



Milk: \$308

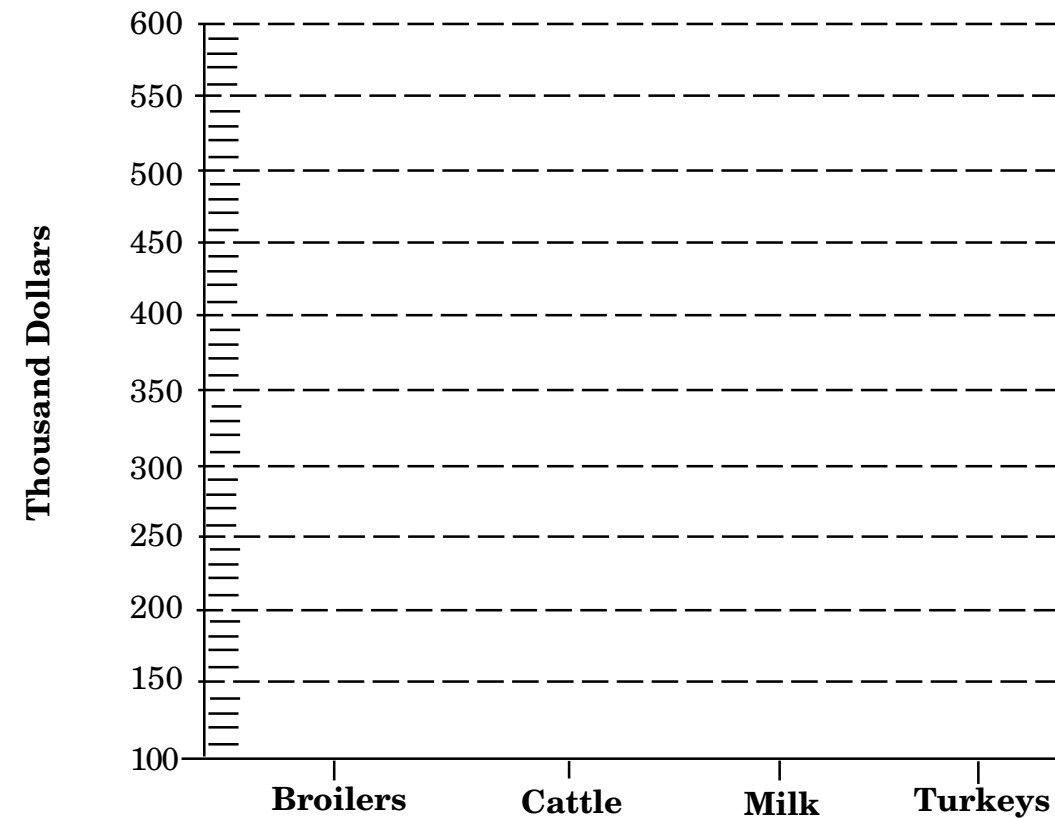


Broilers: \$590

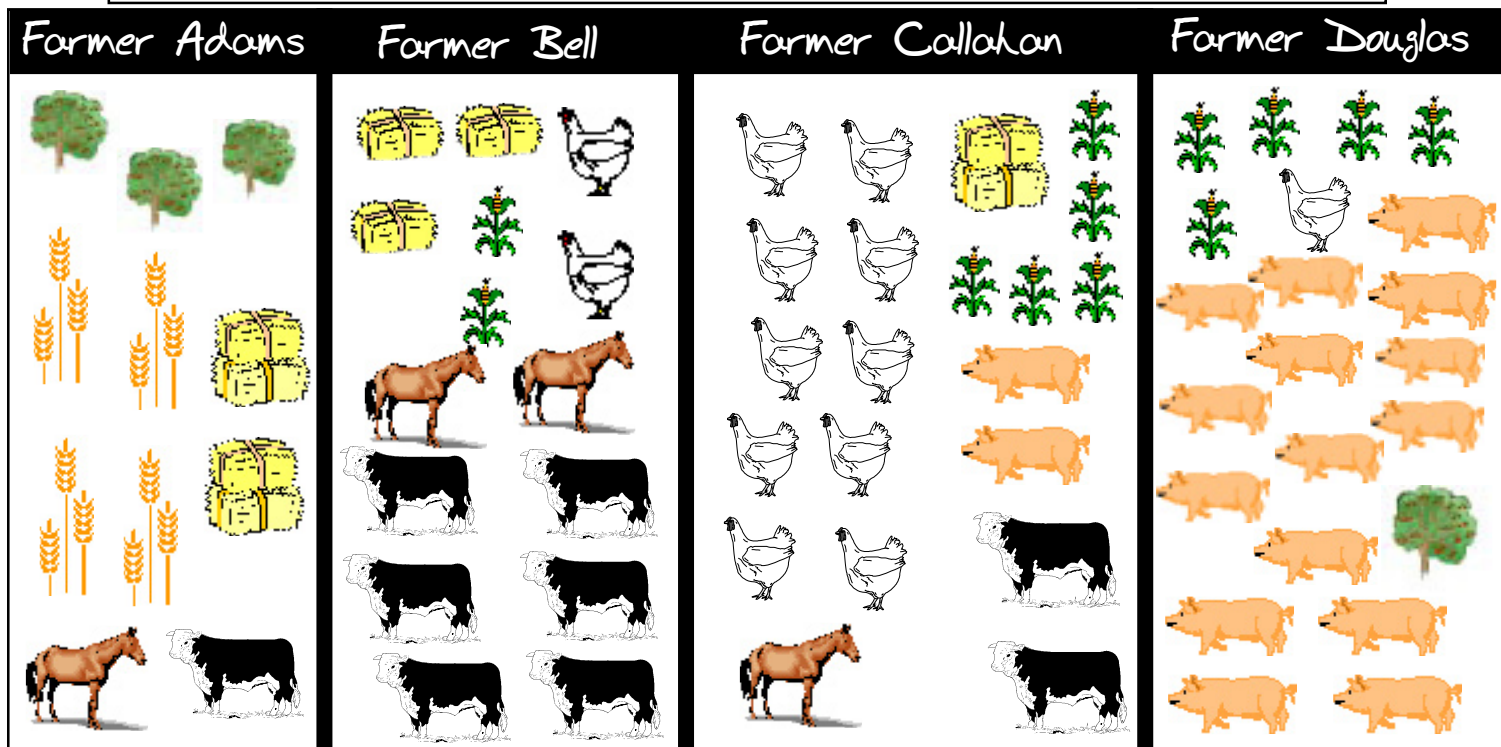
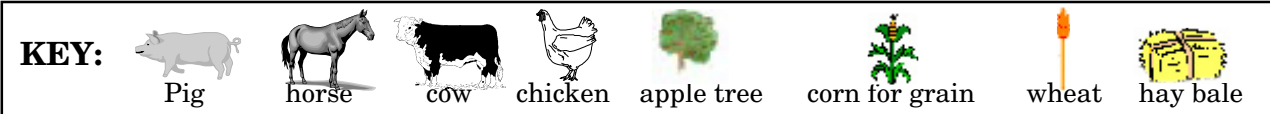


Turkeys: \$183

## 2004 Top Four Cash Commodities



Let's Conduct A Survey! Fill out the survey form below for each farm.  
When you complete the survey, use the data to fill in the press release!



### 2004 Survey Form

|                        | Farmer Adams | Farmer Bell | Farmer Callahan | Farmer Douglas | 2004 Totals | 2003 Totals |
|------------------------|--------------|-------------|-----------------|----------------|-------------|-------------|
| Pigs                   |              |             |                 |                |             | 5           |
| Horses                 |              |             |                 |                |             | 18          |
| Cows                   |              |             |                 |                |             | 12          |
| Chickens               |              |             |                 |                |             | 10          |
| <b>Total Livestock</b> |              |             |                 |                |             |             |

|                    | Farmer Adams | Farmer Bell | Farmer Callahan | Farmer Douglas | 2004 Total | 2003 Total |
|--------------------|--------------|-------------|-----------------|----------------|------------|------------|
| Apple Trees        |              |             |                 |                |            | 5          |
| Corn For Grain     |              |             |                 |                |            | 6          |
| Wheat              |              |             |                 |                |            | 17         |
| Hay Bales          |              |             |                 |                |            | 10         |
| <b>Total Crops</b> |              |             |                 |                |            |            |

# CROPS AND LIVESTOCK PRESS RELEASE



DATE: \_\_\_\_\_ RELEASE NUMBER: \_\_\_\_\_

## Virginia Livestock Up/Down \_\_\_\_ Head in 2004

Virginia has \_\_\_\_ pigs, \_\_\_\_ horses, \_\_\_\_ cows, and \_\_\_\_ chickens. The total livestock for Virginia in 2004 was \_\_\_\_\_. \_\_\_\_\_ showed the most increase with \_\_\_\_ more head than 2003. \_\_\_\_\_ showed the most decrease with \_\_\_\_ less head than 2003.

## Virginia Crops Up/Down \_\_\_\_ Acres in 2004

Virginia had \_\_\_\_ apple trees, \_\_\_\_ acres of corn for grain, \_\_\_\_ acres of wheat, and \_\_\_\_ bales of hay in 2004. Total crop acreage in 2004 was \_\_\_\_ acres. \_\_\_\_\_ showed the most increase with \_\_\_\_ more acres than 2003. \_\_\_\_\_ showed the most decrease with \_\_\_\_ less acres than 2003.

Agriculture Counts!

Agriculture Counts!

Agriculture Counts!

Agriculture Counts!

