

Virginia AGriculture Counts!





Published by the:

Virginia Agricultural Statistics Service

P.O. Box 1659

Richmond, VA 23218

phone: (804) 771-2493

fax: (804) 771-2651

email: nass-va@nass.va.gov

www.nass.usda.gov/va

Director, Kevin L. Barnes

Editor, Rachel Pittman

Special thanks is extended to:

Virginia Foundation For Agriculture In The Classroom

P.O. Box 27552

Richmond, VA 23261-7552

www.agintheclass.org

This activity book meets the following Standards of Learning:

Science

3.1, 3.10, 3.11, 4.1, 4.8, 5.1

History and Social Science

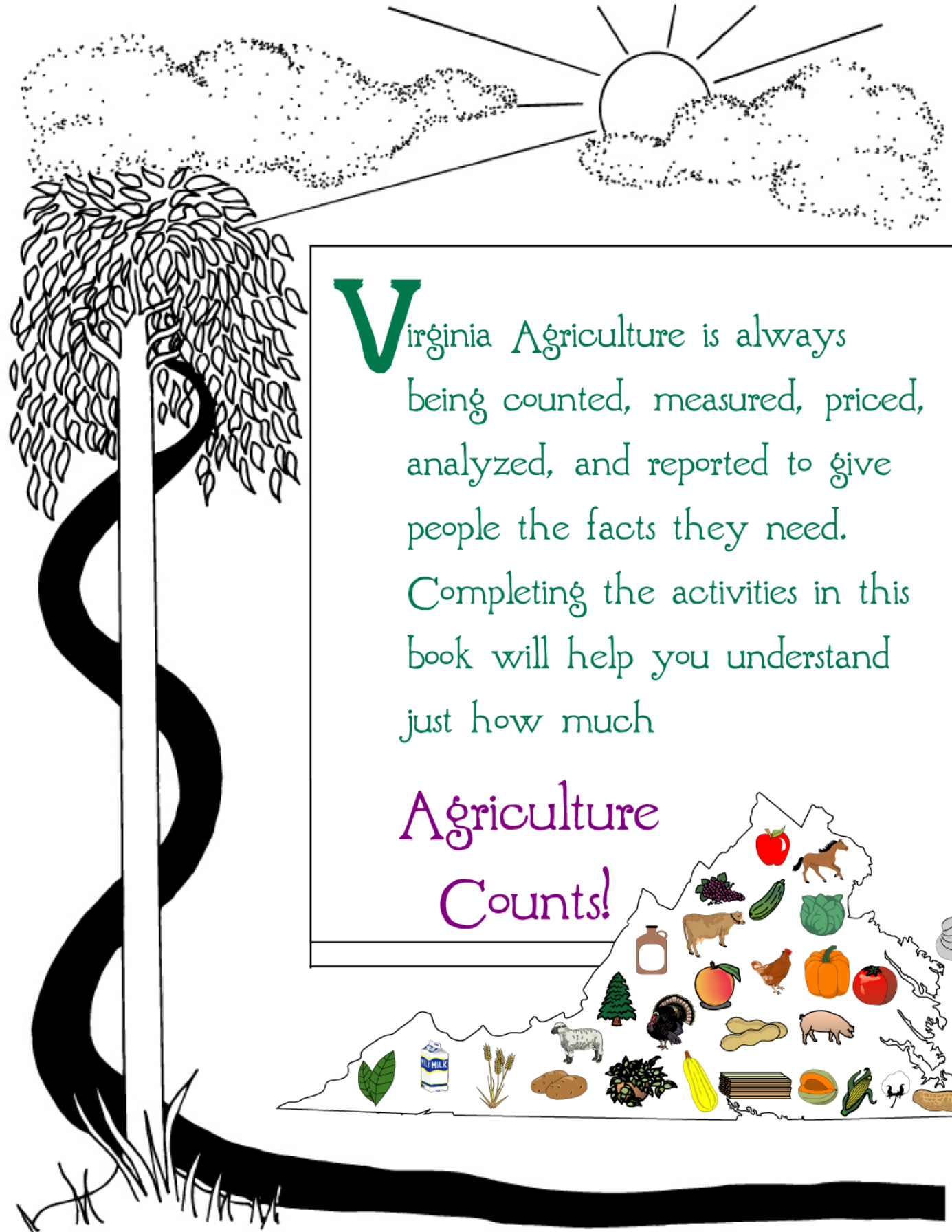
3.6, 3.7, 3.11, VS.1, VS.2, US1.1, US1.2, US1.5

English

3.4, 3.6, 3.7, 4.3, 4.5, 4.6, 5.4, 5.6, 5.7

Math

3.8, 3.9, 3.21, 3.25, 4.6, 4.7, 4.8, 4.9, 4.20, 4.22, 5.3, 5.18, 5.22




Virginia Agriculture is always being counted, measured, priced, analyzed, and reported to give people the facts they need. Completing the activities in this book will help you understand just how much

Agriculture Counts!



It All Started with a Letter

In **1791** President George Washington received a letter from an Englishman named Arthur Young. Mr. Young had written to several farmers requesting information on land values, crops, yields, livestock prices, and taxes with no luck. By personally conducting a mail survey and compiling the results, President Washington was able to gather enough information to answer all of Mr. Young's questions about American Agriculture. George Washington, in effect, had just conducted the Nation's first agricultural survey.



Today, the National Agricultural Statistics Service (NASS) has the responsibility of collecting data for agricultural surveys. NASS has offices in **46** states throughout the United States. NASS also has an international program office that helps other countries with their planning and reporting of agricultural statistics.

Below is a list of countries NASS has worked with. Draw a line to match the name of the continent or region with the correct map.

Africa



Armenia, Bangladesh, China, India, Indonesia, Kazakstan, Nepal, Pakistan, Philippines, Saudi Arabia, Taiwan, Thailand, Turkey, Vietnam, Yemen

Central America



Cameroon, Egypt, Ethiopia, Kenya, Liberia, Morocco, Rwanda, Sierra Leone, South Africa, Sudan, Tunisia, Uganda, Zaire, Zimbabwe

South America



Costa Rica, El Salvador, Guatemala, Honduras, Mexico, Nicaragua

Asia



Argentina, Bolivia, Brazil, Colombia, Ecuador, Paraguay, Peru, Venezuela

Caribbean



Albania, Bulgaria, Hungary, Poland, Romania, Russia, Ukraine

Europe



Dominican Republic, Haiti, Jamaica,

The Virginia Agricultural Statistics Service (VASS) collects data for Virginia Agriculture. Below is a list of Virginia's top cash commodities. List them in order from highest to lowest.

Top Cash Commodities



1. _____
2. _____
3. _____
4. _____
5. _____
6. _____
7. _____
8. _____
9. _____
10. _____
11. _____
12. _____

-Million Dollars-

Hogs	\$68
Cotton	\$39
Corn for Grain	\$95
Fresh Market Tomatoes	\$96
Broilers	\$590
Cattle and Calves	\$318
Milk	\$308
Turkeys	\$183
Soybeans	\$124
Tobacco	\$113
Hay	\$46
Eggs	\$70

The First shipments of Virginia-grown tobacco reached England in **1614**. This began tobacco as a chief export of the American colonies. The ports in Hampton Road are the largest tobacco exporters in the United States. Tobacco is from the Solanaceous (sol'ə nā' shes) family and is related to garden vegetables such as potatoes, tomatoes, and eggplant. Because of its excellent quality, Flue-cured tobacco is produced in many nations around the world including Australia, Canada, Africa, South America, and parts of Asia. Today, tobacco is still Virginia's largest cash crop and number **1** export.



True or False:





Flue-cured tobacco is only produced in America.

Tobacco is a member of the Solanaceae family, which also includes tomatoes, potatoes and peppers.

The ports of Hampton Roads are the largest in the United States for exporting tobacco and tobacco products.



Add the numbers below to find out how many harvested acres of corn for grain Virginia had in **2004**

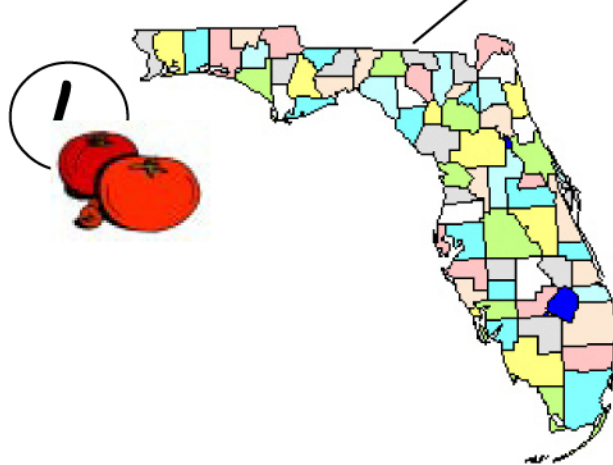


harvested acres

Below are the top three States in the nation for production of tomatoes.
Can you identify these States?

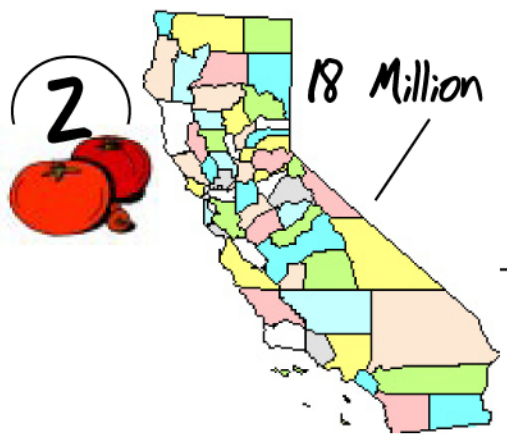
25 million crates

1



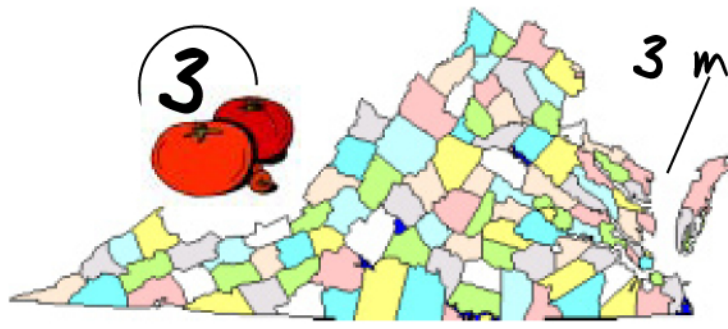
18 Million crates

2






3 million crates

3



Broilers are Virginia's **#1** cash commodity. Broilers made Virginia **\$590** million in **2004**. Cattle and calves are Virginia's **#2** cash commodity. Cattle made Virginia **\$318** million in **2004**.



Below are Virginia's top 4 cash commodities. Make a bar chart using the following data about each.



Cattle: \$318



Milk: \$308

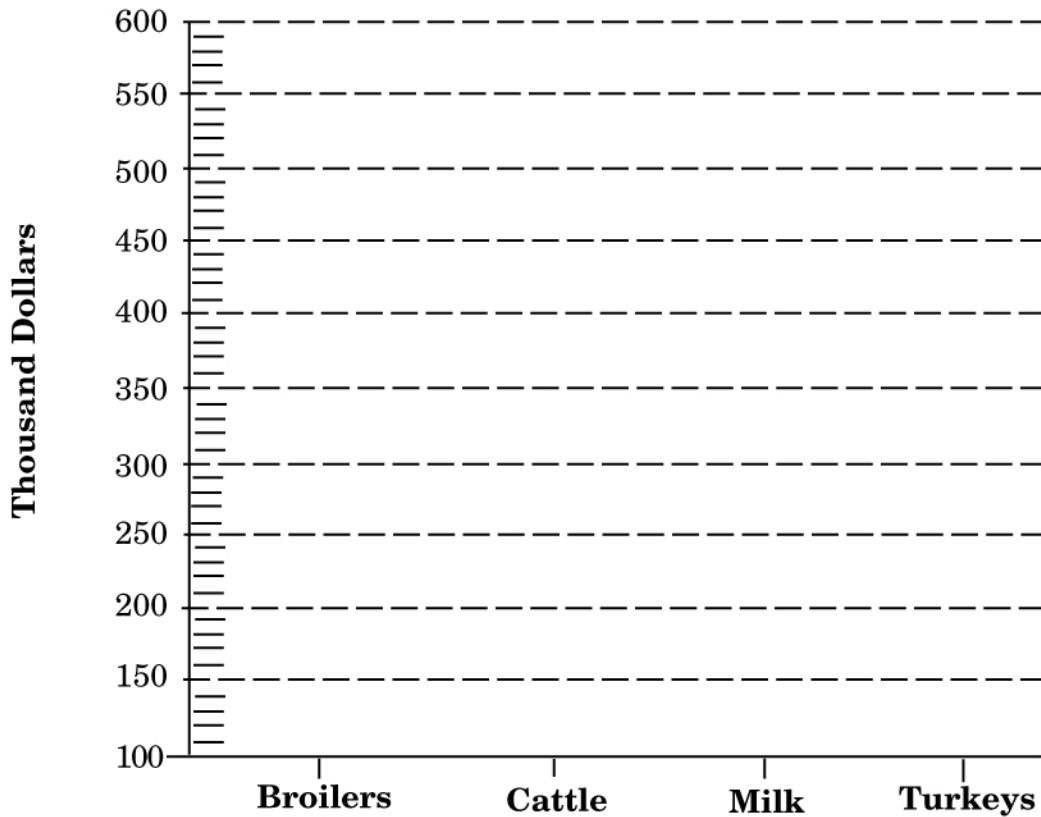


Broilers: \$590

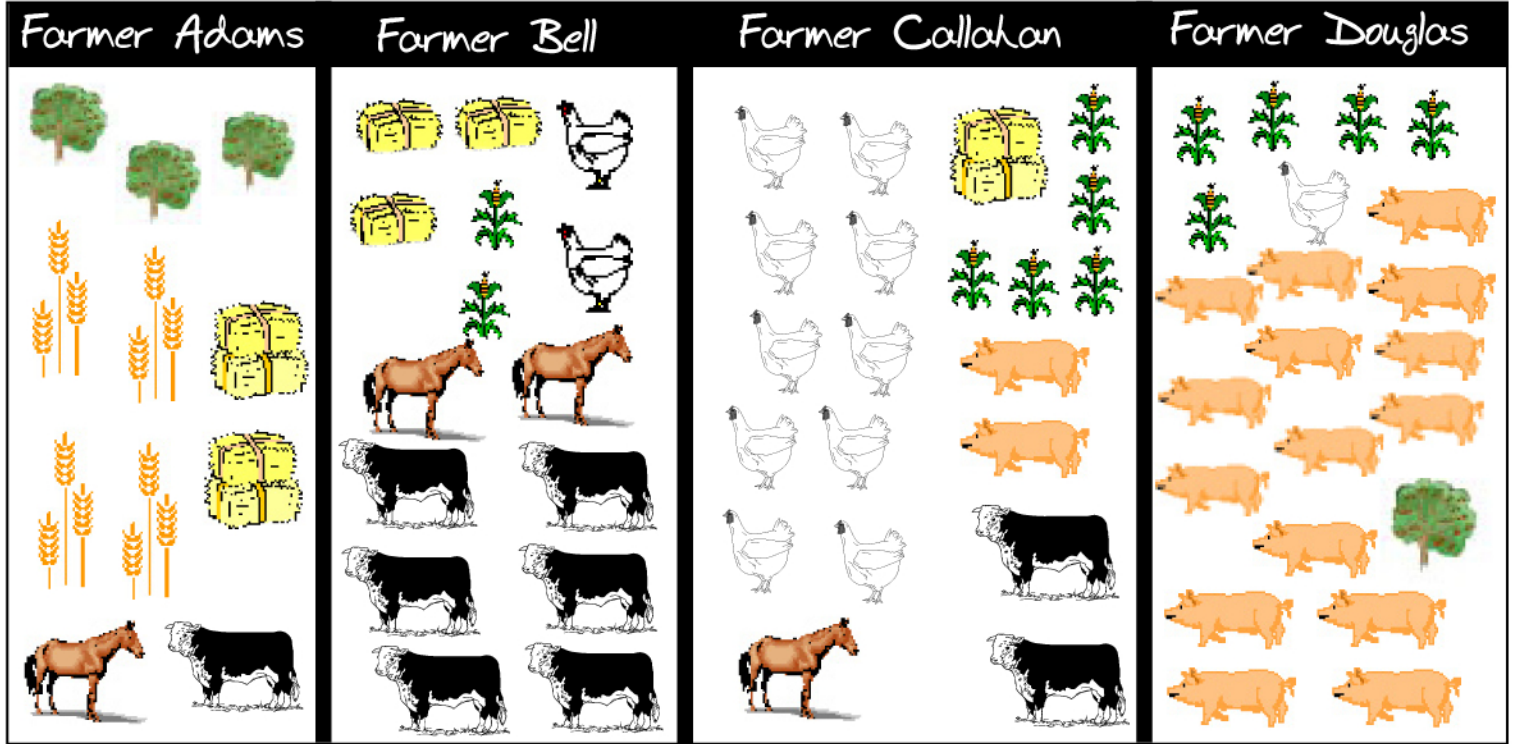



Turkeys: \$183

2004 Top Four Cash Commodities



Let's Conduct A Survey! Fill out the survey form below for each farm.
When you complete the survey, use the data to fill in the press release!



2004 Survey Form

	Farmer Adams	Farmer Bell	Farmer Callahan	Farmer Douglas	2004 Totals	2003 Totals
Pigs					 5
Horses					 18
Cows					 12
Chickens					 10
Total Livestock						

	Farmer Adams	Farmer Bell	Farmer Callahan	Farmer Douglas	2004 Total	2003 Total
Apple Trees					 5
Corn For Grain					 6
Wheat					 17
Hay Bales					 10
Total Crops						

CROPS AND LIVESTOCK PRESS RELEASE



DATE: _____

RELEASE NUMBER: _____

Virginia Livestock Up/Down _____ Head in 2004

Virginia has _____ pigs, _____ horses, _____ cows, and _____ chickens. The total livestock for Virginia in 2004 was _____. _____ showed the most increase with _____ more head than 2003. _____ showed the most decrease with _____ less head than 2003.

Virginia Crops Up/Down _____ Acres in 2004

Virginia had _____ apple trees, _____ acres of corn for grain, _____ acres of wheat, and _____ bales of hay in 2004. Total crop acreage in 2004 was _____ acres. _____ showed the most increase with _____ more acres than 2003. _____ showed the most decrease with _____ less acres than 2003.

Agriculture Counts!

Agriculture Counts!

Agriculture Counts!

Agriculture Counts!





Matching

Match the words in column 1 with the animal or crop they came from in column 2. (column 2 words can be used more than once.)

Column 1

1. bacon _____
2. milk _____
3. spaghetti sauce _____
4. egg _____
5. corn meal _____
6. peanut butter _____
7. pork chops _____
8. flour _____
9. beef _____
10. cider _____
11. wool sweaters _____
12. french fries _____
13. jelly _____
14. McNuggets _____
15. ketchup _____
16. noodles _____
17. hamburger _____
18. tater tots _____
19. drumstick _____
20. potato chips _____

Column 2

- a. chicken
- b. cow
- c. pig
- d. corn
- e. apples
- f. wheat
- g. grapes
- h. potatoes
- i. sheep
- j. peanuts
- k. tomatoes



Farm Scramble

Unscramble the words below
to reveal a farm word



rpcso ----- *What's grown in the fields?* _____

anrb ----- *What do animals sleep in?* _____

ipg ----- *Oink Oink* _____

eecfn ----- *What is used to keep animals in the pasture?* _____

nyobsea ----- *Type of round bean.* _____

osreh ----- *Farm animal that's fun to ride* _____

amrfer ----- *Who takes care of the animals?* _____

actortr ----- *What plows the field?* _____

ronc ----- *Crop that's good with salt and butter* _____


taewh ----- *crop used to make bread* _____

Maze


Help the chick find it's mother



Finish



kidz PUZZLE



Across

1. Virginia's number four cash commodity
4. Virginia's number one export
7. where crops grow
9. grows on logs or moist places
11. _____ America, a region NASS has worked with
13. male cattle
14. type of fuel corn makes

Down

2. total number of pigs from page 13
3. what a farmer rides
5. what we have been learning about
6. _____ Washington conducted the first agriculture survey
8. Mary had a little _____
10. a drink with lots of calcium
11. a baby horse
12. short for the National Agricultural Statistics Service

Word Find

P R E S S R E L E A S E T A H
G R I C T R O P X E U R L T A
U Y R E C A O U N T A S Z A Y
P B E S T E T D L H Z G N P P
D O S V W X P I C T M V S P F
F R H G R U I R S N E M Y L U
F D E A G U A D T T R I Z E J
N U U T G B S E N E I Z M T D
P A B R K O T A P M G C H R S
O S S G M U S J N M N A S E O
V N L E R S I R N C Q E Z E K
V F A K B F O M J H Z P B V B
I G E A J L X M X G O Y G I S
F Y R U F F D T B F G J K L K
A M K E F Q S V X Y V N U R Z

APPLETREE
BARChart
EXPORT
HAY
JOHN
NASS

PRESSRELEASE
ROLFE
STATISTICS
SURVEY
TURKEY

Math Square

Directions:

Try to fill in the missing numbers.

Use the numbers 1 through 9 to complete the equations.

Each number is only used once.

Each row is a math equation. Each column is a math equation.

Remember that multiplication and division are performed before addition and subtraction.

	x		+		8
x		-		+	
	-		/		4
-		+		+	
	+		x		79
23		5		14	

KidZ JOKES

Q: What do you say to a cow that crosses in front of your car?

A: Moo-ve over.

Q: Why was the chicken afraid of the chicken?

A: Because it was chicken.

Q: Why do cows have bells?

A: Because their horns don't work.

Q: What do you get when you cross a cow with a duck?

A: Milk and quackers.

Q: What do pigs put on sore toes?

A: Oinkment!

Q: What runs around a farm but doesn't move?

A: A fence.

Q: Why did the foal cough?

A: Because he was a little horse!

Q: What does a police officer use when he arrests a pig?

A: Ham cuffs.

Q: What do you call an arctic cow?

A: An eskimoo!

Q: Why did the farmer call his pig 'Ink'?

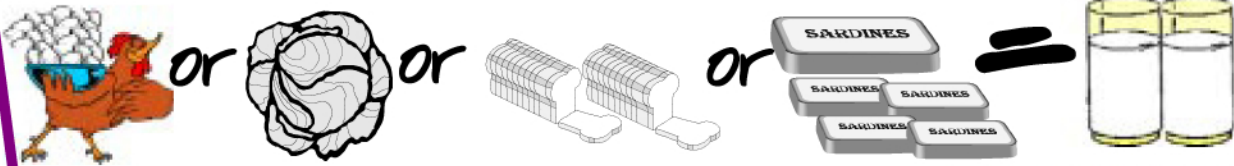
A: Because he kept running out of the pen!

Q: What do you get when you cross a cow with an earthquake?

A: A milk shake!

FUN AG FACTS!

You would have to eat **11** medium eggs or **17** slices of white bread or **2 1/2** cups of greens, or **4 1/2** ounces of sardines to get the amount of calcium found in just two **8-ounce** glasses of milk.



Virginia peanuts are among the finest in the world.
Some people call them the Cadillacs of peanuts.



It takes a broiler egg
21 days to hatch



A milk cow gives an average of **42**
pounds of milk a day.



Top Cash Commodities

1. Broilers	\$590	7. Fresh Market Tomatoes	\$96
2. Cattle and Calves ...	\$318	8. Corn for Grain .	\$95
3. Milk	\$308	9. Eggs	\$70
4. Turkeys	\$183	10. Hogs	\$68
5. Soybeans	\$124	11. Hay	\$46
6. Tobacco	\$113	12. Cotton	\$39



True or False

F, F, T

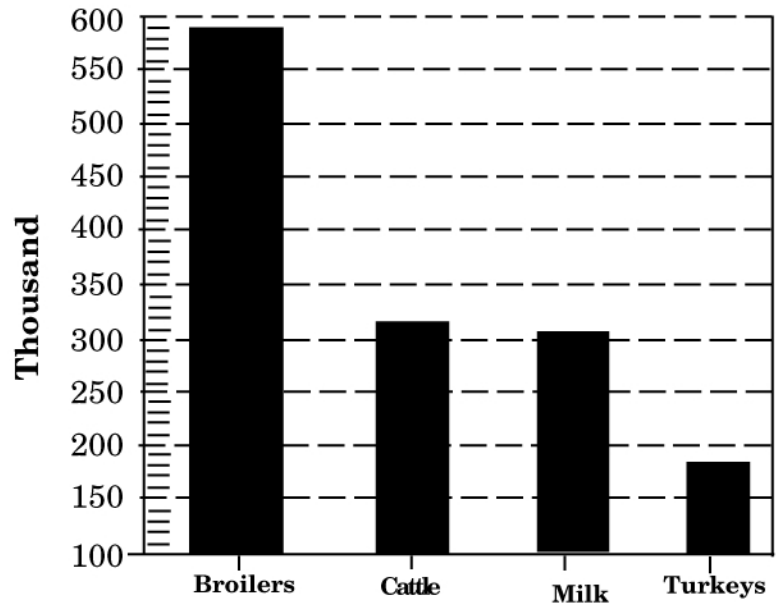
Harvested Corn Acres

360,000

Tomato producers

1. Florida
2. California
3. Virginia

2004 Top Four Cash Commodities



Press Release

Virginia Livestock Up/Down 2 Head in 2004

Virginia has 17 pigs, 4 horses, 9 cows, and 13 chickens. The total livestock for Virginia in 2004 was 43 head. Hogs showed the most increase with 12 more head than 2003. Horses showed the most decrease with 14 less head than 2003.

Virginia Crops Up/Down 2 Acres in 2004

Virginia had 4 apple trees, 12 acres of corn for grain, 12 acres of wheat, and 12 bales of hay in 2004. Total crop acreage in 2004 was 40 acres. Corn for grain showed the most increase with 6 more acres than 2003. Wheat showed the most decrease with 5 less acres than 2003.

Matching

1. C
2. B
3. K
4. A
5. D
6. J
7. C
7. F
9. B
10. E
11. I
12. H
13. G
14. A
15. K
16. F
17. B
18. H
19. A
20. H

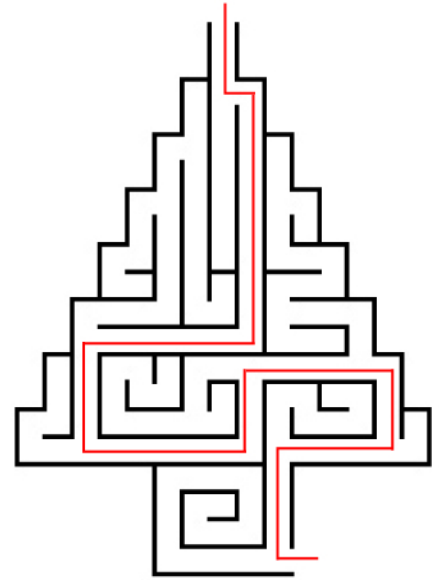
Farm Scramble

- crops
- barn
- pig
- fence
- soybean
- horse
- farmer
- tractor
- corn
- wheat

KIDZ PUZZLE

- turkeys t
- e r
- v a
- e c
- n t
- tobacco
- e g r
- e r g
- n field e
- c a o
- u mushrooms
- central b g i
- o a t e l
- l s bull k
- t s r
- ethanol

Maze



Word Find

P R E S S R E L E A S E T A H
 G R I C E R O P K E U R L T A
 U Y R E C A O U N T A S Z A Y
 P B E S T E T D L H Z G N P P
 D O S V W X P I C T M V S P F
 F R H G R U I R S N E M Y L U
 F D E A G N A D T R I Z E J
 N U U T G B S E N E I Z M T D
 P A B R K O T A P M G C H R S
 O S S G M U S J N M N A S E O
 V N L E R S I R N C Q E Z E K
 V F A K B F O M J H Z P B V B
 I G E A J L X M X G O Y G I S
 F Y R U F F D T B F G N K L K
 A M K E F Q S V X Y V N U R Z


Math Square

5	X	1	+	3	8
X		-		+	
6	-	4	/	2	4
-		+		+	
7	+	8	X	9	79
23		5		14	

Visit These Sites For More Agriculture Fun!

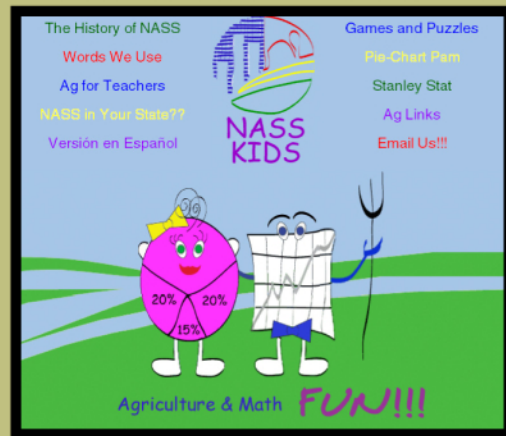
USDA for Kids

www.usda.gov/news/usdakids



NASS KIDS

www.usda.gov/nass/nasskids



Virginia Agricultural Statistics
 USDA/NASS/VA Field Office
 102 Governor Street, Room LL20
 Richmond, Virginia 23219
 (804) 771-2493
www.nass.usda.gov/va
nass-va@nass.usda.gov