

U.S. Department
of Transportation

United States
Coast Guard



U.S. Coast Guard Heraldry

COMDTINST M5200.14



COMDTINST M5200.14
APR 14 1994

COMMANDANT INSTRUCTION M5200.14

Subj: U.S. COAST GUARD HERALDRY

1. **PURPOSE.** This Instruction defines the official Coast Guard seal and emblem, and prescribes official heraldic devices for use by the Coast Guard. It implements Chapter 10 of the Department of Transportation Graphic Standards Manual, DOT Order 1360.6.
2. **ACTION.** Area and district commanders; commanders maintenance and logistics commands; commanding officers of headquarters units; Commander, Coast Guard Activities Europe; and chiefs of offices and special staff divisions at Headquarters shall ensure that the contents of this Instruction are distributed widely.
3. **DIRECTIVES AFFECTED.** COMDTINST M5200.12, DOT Graphic Standards Manual and COMDTINST 5030.12, Official Seal and Coast Guard Emblem, are cancelled.
4. **DISCUSSION.** The design of the official seal of the Coast Guard was established by Executive Order 10707 dated May 6, 1957, as amended by Executive Order 11319 dated December 9, 1966, enclosure (1). The following guidelines apply to its use:
 - a. The official seal, either lever-press or wax impression type, is authorized for use on official Coast Guard documents requiring signature under seal. Reproduction for other purposes is not authorized.

- b. The emblem is part of the Coast Guard visual identification program, enclosure (2). It is intended to be widely used within the Coast Guard for official and quasi-official purposes. Its use by commercial concerns for jewelry, stationery, etc., may be authorized by the Commandant.
 - c. Enclosure (3) describes the proper use of devices and is directly applicable to the Coast Guard. Also included are examples of official Coast Guard envelopes and a business card.
 - d. Enclosure (4) contains official specifications for size, material, and color of the flag and ensign. Their display shall be in accordance with Coast Guard protocol.
5. REPRODUCTION AUTHORIZATION.
- a. The official seal, in addition to use on documents and records of the Coast Guard, is authorized to be reproduced and used:
 - (1) On officially authorized invitations, programs, certificates, diplomas, and greetings.
 - (2) As replicas in color or monochrome, pictorial or relief. It may be displayed with official Coast Guard exhibits, or in appropriate locations at Coast Guard units.
 - b. The Coast Guard emblem may be reproduced and used subject to the following:
 - (1) Commercial concerns are required to obtain prior approval from the Public Affairs Staff, Commandant (G-CP).
 - (2) Non-appropriated fund activities shall assure that all reproductions of the emblem are in conformance with enclosure (2).
 - c. The official seal shall not be included within the design of any seal, emblem, coat-of-arms, or escutcheon.
 - d. Any marking to identify Coast Guard units or property shall be in accordance with instructions contained in the Coatings and Color Manual, COMDTINST M10360.3.
6. PROCEDURES. Headquarters offices and special staff divisions, headquarters units, and all CG field commands may develop and use patches, emblems and insignia to promote morale and unity. Discretion will be used in their selection and in the manner in which they are displayed.

7. COMDTINST M5200.14

- a. Designs shall be bold elements clearly recognizable at a distance.
- b. Heraldic colors are red, yellow, white, green, blue, and black. Silver may substitute for white and gold for yellow.
- c. Designs shall be morally acceptable, in good taste and avoid controversial subjects.

D.E. CIANCAGLINI
Chief, Office of Command, Control
and Communications

Encl: (1) Coast Guard Seal
(2) Coast Guard Emblem
(3) DOT, Graphic Standards Manual Chapter 10
(4) Coast Guard Color and Ensign

COAST GUARD SEAL

EXECUTIVE ORDER 10707

ESTABLISHING A SEAL FOR THE UNITED STATES COAST GUARD

WHEREAS the Commandant of the United States Coast Guard with approval of the Secretary of the Treasury has caused to be made, and has recommended that I approve, a seal for the United States Coast Guard, the design of which accompanies and is hereby made a part of this order, and which is described in heraldic terms as follows:

On a white disk the shield of the Coat of Arms of the United States (paly of thirteen pieces argent and gules a chief azure) between the motto "SEMPER PARATUS" in red; circumscribed by a white annulet edged and inscribed "UNITED STATES COAST GUARD 1790" in blue all in front

of two crossed anchors with stock, arms, and flukes in slight perspective in gold; superimposed upon a light blue disk with gold rope rim. The central device of the seal is the emblem of the United States Coast Guard.

AND WHEREAS it appears that such seal is of suitable design and appropriate for establishment as the official seal of the United States Coast Guard:

NOW, THEREFORE, by virtue of the authority vested in me as President of the United States, I hereby approve such seal as the official seal of the United States Coast Guard.

DWIGHT D. EISENHOWER
THE WHITE HOUSE
May 6, 1957


Executive Order 11319

AMENDING EXECUTIVE ORDER NO. 10707, ESTABLISHING A SEAL FOR THE UNITED STATES COAST GUARD

By virtue of the authority vested in me as President of the United States, and upon the recommendation of the Secretary of the Treasury, Executive Order No. 10707 of May 6, 1957, is amended by substituting for the second paragraph of the order the following:

On a white disk the shield of the Coat of Arms of the United States (paly of thirteen pieces argent and gules a chief azure) between the motto "SEMPER PARATUS" in red; circumscribed by a white annulet edged and inscribed "UNITED STATES COAST GUARD 1790" in blue all in front of two crossed anchors with stock, arms, and flukes in slight perspective in gold; superimposed upon a light blue disk with gold rope rim.

THE WHITE HOUSE,
December 9, 1966



COAST GUARD SEAL



33 CFR – NAVIGATION AND NAVIGABLE WATERS

PART 23-DISTINCTIVE MARKINGS FOR COAST GUARD VESSELS AND AIRCRAFT

23-10 Coast Guard Emblem

(a). The distinctive emblem of the Coast Guard shall be as follows:

On a disc the shield of the Coat of Arms of the United States circumscribed by and annulet edged and inscribed "UNITED STATES COAST GUARD 1790" all in front of two crossed anchors.

(b). The emblem in full color is described as follows:

White anchors and white ring all outlined in medium blue (Coast Guard blue), letters and numerals medium blue (Coast Guard blue), white area within ring shield with medium blue (Coast Guard blue) chief

and 13 alternating white and red (Coast Guard red) stripes (7 white and 6 red) with narrow medium blue (Coast Guard blue) outline.

(c). The Coast Guard emblem is intended primarily for use as identification on Coast Guard ensigns, flags, pennants, vessels, aircraft, vehicles and shore units. It may also be reproduced for use on such items as stationary, clothing, jewelry, etc.

(d). Any person who desires to reproduce the Coast Guard emblem must first obtain approval from the Commandant, U.S. Coast Guard, Washington, D.C.



COAST GUARD LOGO



GRAPHIC STANDARDS for the
U.S. DEPARTMENT of
TRANSPORTATION

CHAPTER 10
COAST GUARD GUIDELINE

Color Standards

There are three acceptable treatments of the Signature/Mark.

1) The one-color version should be used in DOT blue or black. The only exception to this rule would be if a brochure were printing in a single match color. The black version will reproduce well on most backgrounds, including middle-range colored stocks.

The black, red, and blue version will be used in four-color publications such as recruiting brochures. It is recommended that this version be used on a white background or, if necessary, on a very light gray or tan background. It should not be used

2) on middle-tone values. When preparing for four-color process, use the following specification:

Red-solid magenta plus solid yellow.

Blue-Solid blue plus 30 percent magenta.

A red and blue version may be useful in two-color printing situations. This can be considered for signs of a temporary nature where a colorful but inexpensive solution is called for. This version is not recommended for use on four-color publications where it will tend to compete with color photography or illustrations.

Figure 1

U.S. Department
of Transportation
**United States
Coast Guard**



Figure 2

U.S. Department
of Transportation
**United States
Coast Guard**



Figure 3

U.S. Department
of Transportation
**United States
Coast Guard**



Stationery

Standard 8 1/2" x 11" stationery incorporates the Coast Guard Signature/Mark and is reproduced in black.


Note that the Signature/Mark is used here replacing the official Coast Guard seal (which should be retained for more formal use).

Many of the basic principles of the DOT stationery system are employed in] order to add continuity and cohesion to the total program. The address and other auxiliary copy is consistent in typeface, and placement. Refer to page 2.1 of the DOT

manual for general guidance on style and structure.

12 Point Signature positioned 1/2" from top edge of letterhead to top of the Signature Mark.

Auxiliary copy should be set 8 9 point Helvetica Light, upper and lower case flush left.

U.S. Department of Transportation United States Coast Guard		Commander Seventh Coast Guard District	Federal Building 51 S.W. 1st Avenue Miami, Florida 33130 Phone:
<hr/>			

Envelopes and Business Card

Envelopes are fashioned with the same guiding principles as applied to all DOT Administrations. Since postal regulations do not allow for symbols, marks, or seals, the Coast Guard signature is employed in combination with the postal indicia developed and approved in the Department's system.

1). The No. 10 envelope is designed to be complementary to the 8 1/2" x 11" stationery and should print on bright white bond to match the letterhead.

2). The larger mailing envelopes employ the same elements as the No. 10. The size of signature is larger, however, and is proportionate to the larger overall scale of the envelope.

3). The business card is designed to accommodate the Signature/Mark as well as a substantial amount of information. Any marginal items, however, should be left off the business card due to space limitations

Figure 1

11 point Signature

*Auxiliary copy should be set
7/8 point Helvetica Light, upper
and lower case flush left*




Figure 2

12 point Signature

*Auxiliary copy should be set
8/9 point Helvetica Light, upper
and lower case flush left*

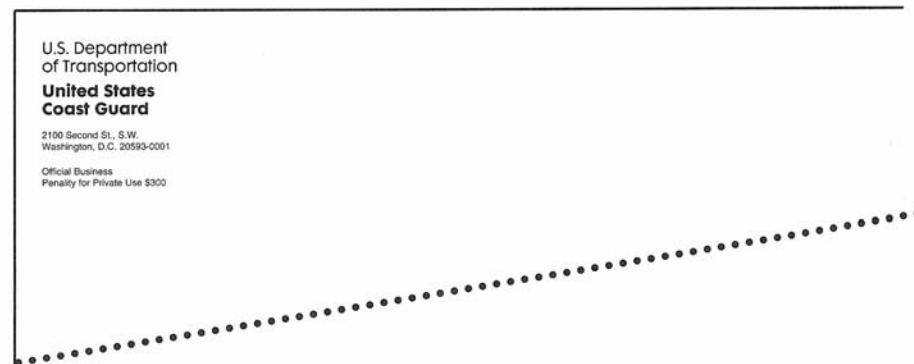



Figure 3

8 point Signature/Mark

*Name should be set 8 point
Helvetica Regular, Auxiliary
copy should be set 7/8 point
Helvetica Light, upper and lower
case flush left.*



Typographic Masthead Format

The 8 1/2" x 11" letterhead format has been extended to include various kinds of internal communication functions.

Proportions and placement of all elements remain the same but the code matrix has been added across the bottom. The typeface which surrounds the matrix is the same as appears on the address at the top of the page. As is true of all Department stationery, the typeface

is Helvetica Light and is set in upper and lower case.

Printing should be black ink on white bond paper.

12 point Signature positioned 1/2" from top edge of letterhead to top of the Signature Mark.

Auxiliary copy should be set 8 / 9 point Helvetica Light, upper and lower case flush left.

U.S. Department
of Transportation
**United States
Coast Guard**



Commander
Fourteenth Coast Guard District

Prince Kalanianaʻōle
Federal Building
300 Ala Moana Blvd.
Honolulu, Hawaii 96850
Phone:

Matrix copy should be set 8 point Helvetica Light

	a	b	c	d	e	f	g	h	i	j	k	l	m	n	o	p	q	r	s	t	u	v	w	x	y	z
A																										
B																										
C																										
D																										
E																										
F																										
G																										
H																										

Signature Use Guide

Because the Signature/Mark is a dynamic, moving form, it requires a space of its own. It should not be crowded or forced into competition with other elements. It is most effective when placed in the upper right corner of publication covers as shown on following pages.

The demonstrations below illustrate how the Signature/Mark should relate to headlines and other typography.

1). This example shows how a headline set in 36-point Bold type, upper and lower case, works in tandem with the Mark. The height of the lower case letters in the

headlines is equal to the height of the Mark, thus creating a strong unity.
2). For typographic covers where larger titles are required, it is advisable to separate the elements for the greatest flexibility. The heading, shown here in 64-point Bold type, can now afford to be any length or composition of words. Note that the Mark is still positioned in the upper right corner for maximum display

Figure 1

**Headline
goes here**



Figure 2

First Coast Guard District



**Headline
goes here**

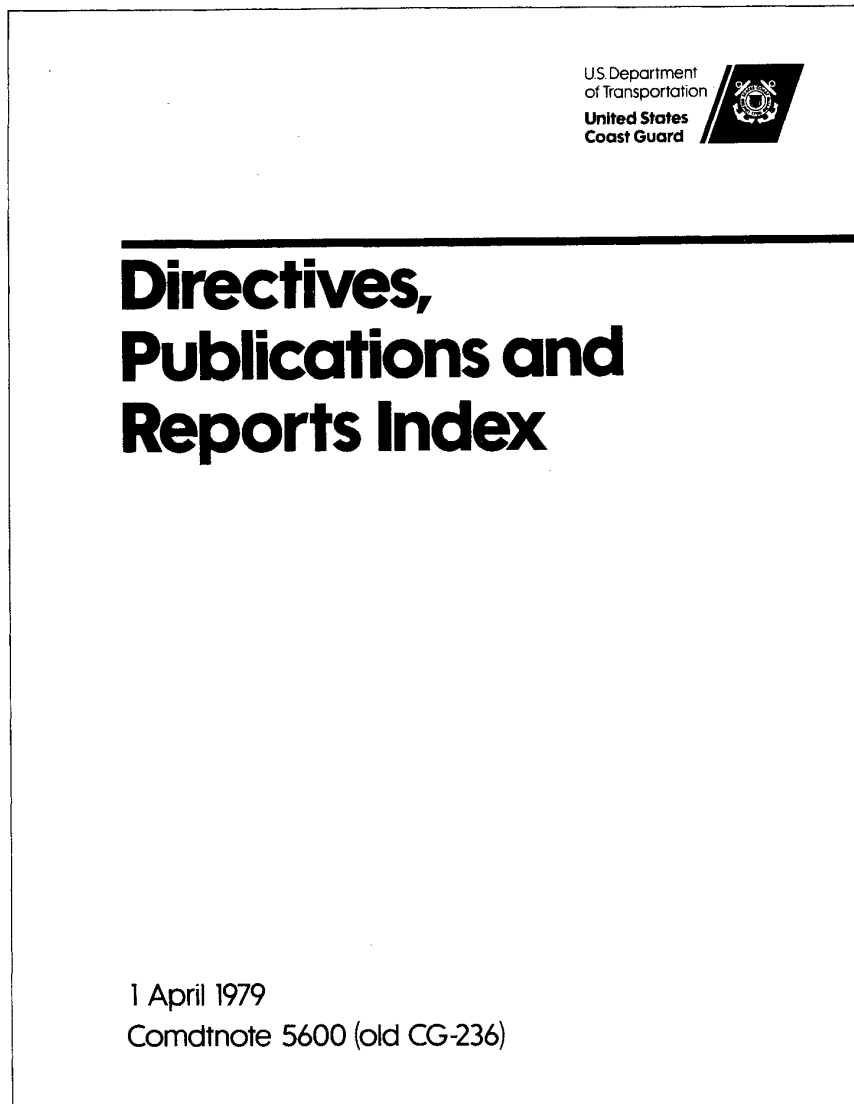
Internal Report Cover

Coast Guard covers must be customized due to the special requirements of applying the Signature/Mark. These covers, at the same time, are very much in harmony with the cover guidelines set forth in the DOT Manual. The basic grids for the preparation of Coast Guard covers can be found in the grid section of the manual and are important tools for the design of cover and interior formats.

Shown below is an example of a basic, functional 8 1/2" x 11" cover design which is solved with a minimum of elements. The title is sized so as to dominate the cover and communicate quickly. The Mark is positioned to counter the title and to create

movement on the page. Other information, such as point of origin or catalog numbers, sets smaller and is placed for maximum legibility and easy access.

This design is meant to be produced in multiples for a variety of uses and prints in black ink on colored stock. The background colors should be confined to midtone earth colors. Dark colors such as forest green or navy blue should be avoided as they lack sufficient contrast to black type



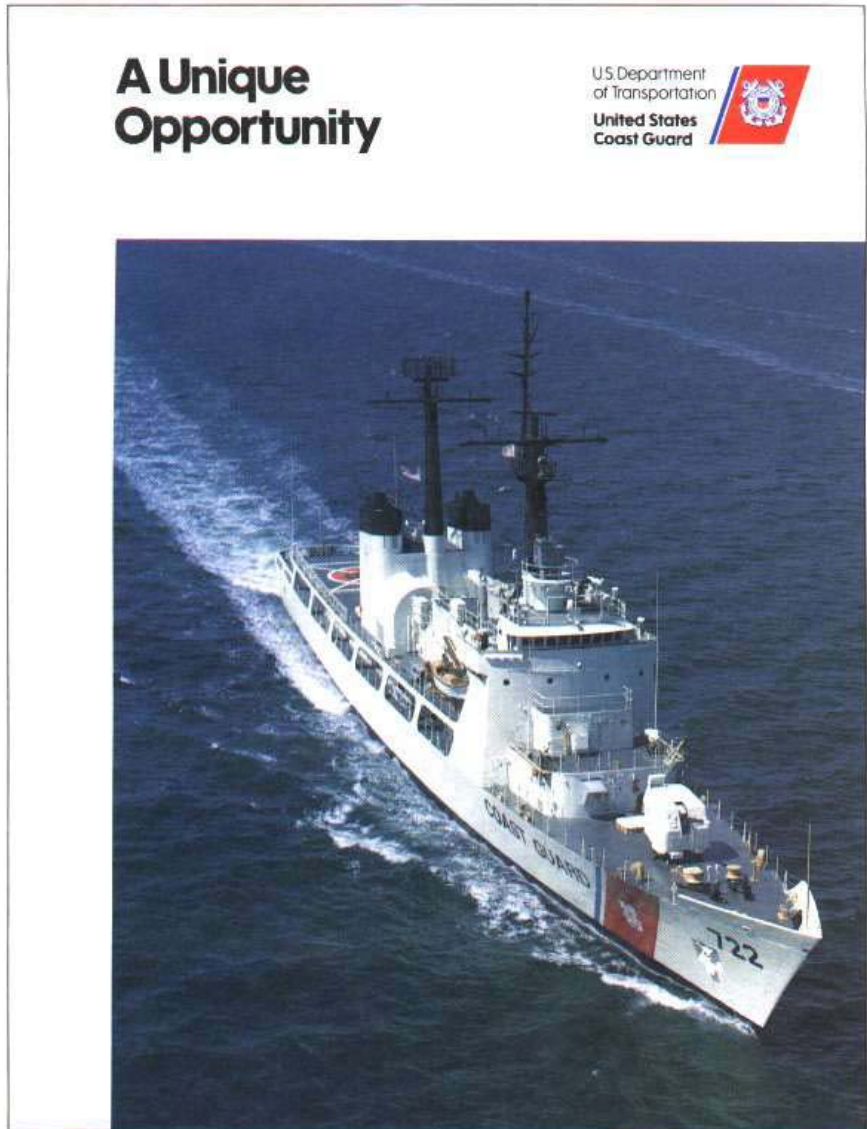
External Publication Cover

Publications which serve a recruiting function or some other public use can employ four-color printing in an effective way. The cover below demonstrates the use of a full-color photograph in combination with the Signature-mark and brochure title.

Note that the same basic structure is employed as in the report cover. The area given to the photograph is roughly equivalent to that of the title on the other cover design. Here again you will see one variation of the basic 8 1/2" x 11" grid at work. The cover can and should relate very directly to the cover design itself. For more

detailed information and guidance, check the publications section of the manual.

The Coast Guard Mark is used per example 1 of the Signature Use Guide found on page 10.6. The color treatment on the Mark gives additional vitality to the page while creating strong ownership and identity.

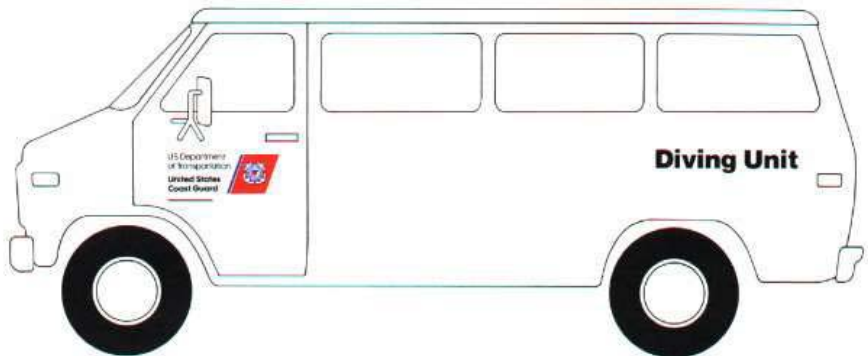
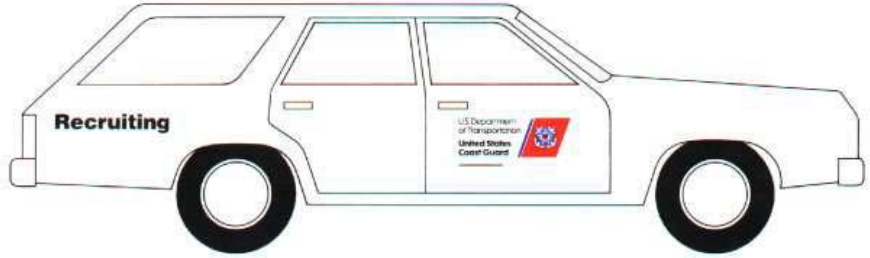


Ground Vehicles

Vehicles of various sizes, shapes, and functions make up the Coast Guard fleet. The objective of the graphics program is to simplify and streamline so that the end product communicates quickly.

Toward this objective, it is recommended that the basic Signature/Mark be kept intact and used on both sides and rear of the vehicles. Any special designation such as "Recruiting" should

be placed separate from the Mark itself, but in horizontal alignment with "United States Coast Guard". No attempt should be made to put "Recruiting" or other information such as phone numbers, on the back of the vehicle.



The line below the Signature indicates:
For Official Use Only. to be set 3/4" cap
height in Helvetica Regular.

Vessels and Boats

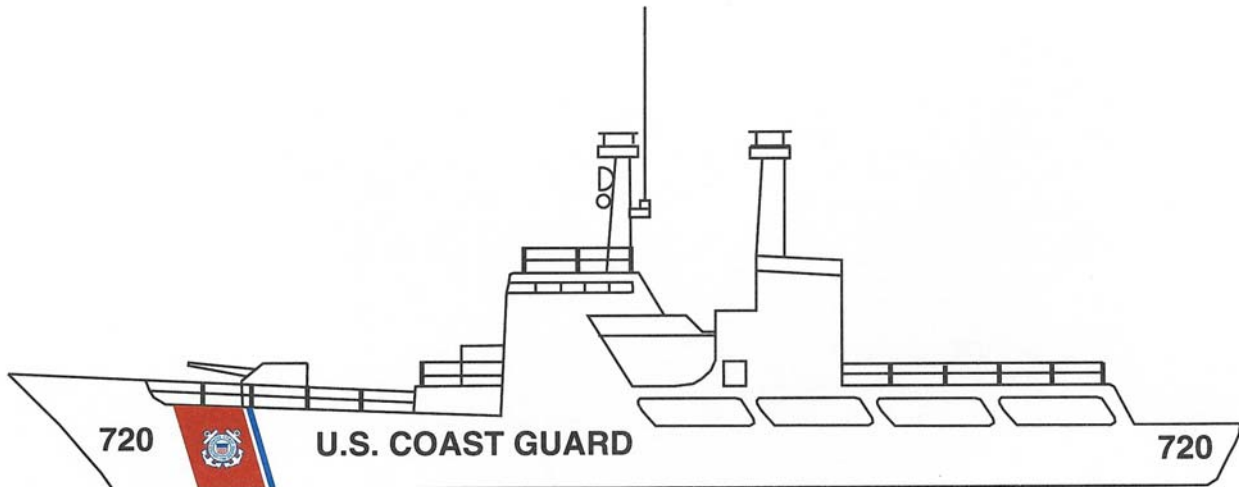

The application of the Mark to the ships and boats remains basically unchanged from previous Coast Guard style.

It is recommended, however, that when the stripe becomes elongated (due to a very deep hull), the emblem should be positioned at the top of the stripe. The emblem should have the same relationship to the top of the stripe as appears on page 10.1 of this section. Any additional depth should

then be added to the bottom of the stripe. This will enhance the feeling that the ship is moving forward.

The words **U.S. Coast Guard** should appear as in previous style but should be set in all caps in the bold weight type of the DOT program.

Black hulls and white hulls will still conform to the previous Coast Guard style.



Aircraft

As in the case of vessels and boats, the aircraft will conform to previous Coast Guard style.

Once again the reasons for painting a plane black or another color is unchanged.

The typography used for the words **U.S. Coast Guard** should be set all caps and in the bold weight type of the DOT program.

Note that the placement of the Mark is based on available space and where it is afforded maximum visibility. The placement will vary on aircraft of various sizes, shapes, and functions.

Figure
1


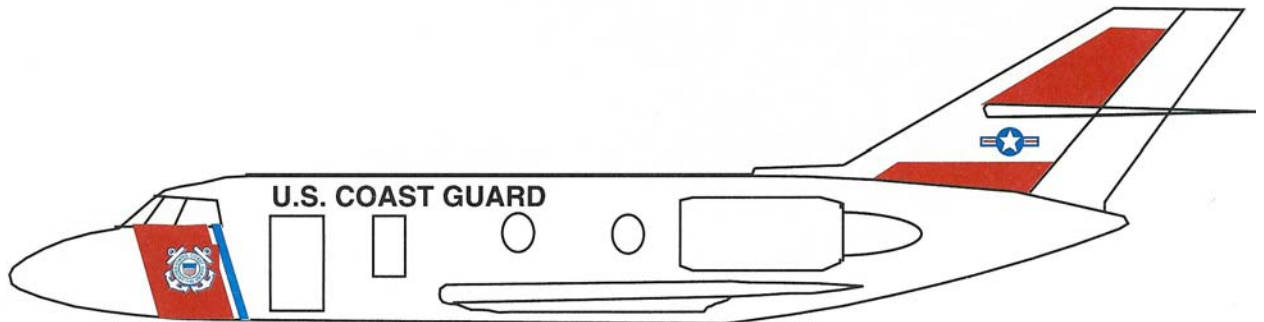


Figure
2



Signage

Signage for the Coast Guard is relatively uncomplicated, which makes it possible to have a very simple and efficient system.

For purposes of quick communication, the conventional signature has been adjusted for signage. This has been done in order that the essential message "United States Coast Guard" will dominate. The Department linkage is somewhat smaller, as is the specific name of the installation.

1) This is an example of a sign mounted on the side of a building or structure. It is

meant to be proportioned to meet necessary requirements.


2) This represents a typical site sign and should be standard in its proportion.


For other internal-directional signs, the guidelines set forth on page 5.3 of the DOT manual are recommended. These employ the Bold type of the program but do not use other marks or embellishments.

Figure 1



Figure 2





NOTES.

1. HEADING TO BE OF COTTON SHEETING TUBE OR TUNNEL CONFORMING TO TYPE II OF SPEC. MIL-F-2886.
2. COAT OF ARMS, LETTERS AND NUMERALS TO APPEAR ON BOTH SIDES OF FLAG, ALL WILL APPEAR REVERSED ON REVERSE SIDE OF FLAG.
3. STITCHING DETAILS: THE COAT OF ARMS, LETTERS AND NUMERALS TO BE STITCHED WITH BLUE THREAD WITH THE FOLLOWING EXCEPTIONS:
 - (A) THE SHIELD TO BE OUTHINKED WITH WHITE THREAD.
 - (B) THE BLUE CHIEF OF SHIELD TO BE JEANETTED FROM THE RED CHIEF WITH STITCHES WITH BLUE THREAD.
 - (C) THE RED CHIEF OF SHIELD TO BE JEANETTED FROM THE BLUE CHIEF WITH STITCHES WITH RED THREAD.
 - (D) THE WHITE LETTERS IN MOTTOS, BLURBUS UNUM TO BE STITCHED IN MACHINE EMBROIDERY.
 - (E) THE WHITE STARS OF THE GLORY AND THE WHITE EYE OF THE SHIELD TO BE STITCHED WITH WHITE THREAD.
 - (F) APPLIED STITCHING TO BE TYPE 304, WITH NOT LESS THAN 44 STITCHES PER INCH.
4. WHEN CORD AND TASSELS ARE STIPULATED, THE CORD SHALL BE OF TYPE 304, WITH NOT LESS THAN 44 STITCHES PER INCH. (OLD GLORY BLUE AND WHITE) OF THE LATEST REVISION OF MIL-C-3626.
5. ALL DIMENSIONS ARE EXCLUSIVE OF HEADING AND HEMS.
6. STAMBS AND CABLE NUMBERS OF COLORS
7. NYLON MATERIAL OF DESIGN COMPONENTS MAY BE SIZED OR STRENGTHENED TO AND IN ACCORDANCE WITH LATEST REVISION OF SPEC. MIL-F-2882.
8. FLAG SHALL BE MADE IN ACCORDANCE WITH LATEST REVISION OF SPEC. MIL-F-2882.
9. NYLON BUNTING TO CONFORM TO TYPE I, CLASS A OF SPEC. CCC-C-499.
10. WHEN FRINGE IS STIPULATED THE FRINGE SHALL BE GOLD OR SILVER IN ACCORDANCE WITH CLASS 2 OF THE LATEST REVISION OF MIL-F-2886.

70180	RED
70001	WHITE
70075	BLUE

FLAG SIZE	MATERIAL	COLORS	DIMENSIONS																																																																																																																																																																																																																																																																																																																																																																																																																																																																																																																																																																																																																																																																																																																																																																																																																																																																																																																																																																																																																																	
			A	B	C	D	E	F	G	H	I	J	K	L	M	N	O	P	Q	R	S	T	U	V	W	X	Y	Z																																																																																																																																																																																																																																																																																																																																																																																																																																																																																																																																																																																																																																																																																																																																																																																																																																																																																																																																																																																																								
4	NYLON	RED, WHITE AND BLUE	54	56	68	70	82	84	96	98	110	112	124	126	138	140	152	154	166	168	180	182	194	196	208	210	222	224	236	238	250	252	264	266	278	280	292	294	306	308	320	322	334	336	348	350	362	364	376	378	390	392	404	406	418	420	432	434	446	448	460	462	474	476	488	490	502	504	516	518	530	532	544	546	558	560	572	574	586	588	600	602	614	616	628	630	642	644	656	658	670	672	684	686	698	700	712	714	726	728	740	742	754	756	768	770	782	784	796	798	810	812	824	826	838	840	852	854	866	868	880	882	894	896	908	910	922	924	936	938	950	952	964	966	978	980	992	994	1006	1008	1020	1022	1034	1036	1048	1050	1062	1064	1076	1078	1090	1092	1104	1106	1118	1120	1132	1134	1146	1148	1160	1162	1174	1176	1188	1190	1202	1204	1216	1218	1230	1232	1244	1246	1258	1260	1272	1274	1286	1288	1300	1302	1314	1316	1328	1330	1342	1344	1356	1358	1370	1372	1384	1386	1398	1400	1412	1414	1426	1428	1440	1442	1454	1456	1468	1470	1482	1484	1496	1498	1510	1512	1524	1526	1538	1540	1552	1554	1566	1568	1580	1582	1594	1596	1608	1610	1622	1624	1636	1638	1650	1652	1664	1666	1678	1680	1692	1694	1706	1708	1720	1722	1734	1736	1748	1750	1762	1764	1776	1778	1790	1792	1804	1806	1818	1820	1832	1834	1846	1848	1860	1862	1874	1876	1888	1890	1902	1904	1916	1918	1930	1932	1944	1946	1958	1960	1972	1974	1986	1988	2000	2002	2014	2016	2028	2030	2042	2044	2056	2058	2070	2072	2084	2086	2098	2100	2112	2114	2126	2128	2140	2142	2154	2156	2168	2170	2182	2184	2196	2198	2210	2212	2224	2226	2238	2240	2252	2254	2266	2268	2280	2282	2294	2296	2308	2310	2322	2324	2336	2338	2350	2352	2364	2366	2378	2380	2392	2394	2406	2408	2420	2422	2434	2436	2448	2450	2462	2464	2476	2478	2490	2492	2504	2506	2518	2520	2532	2534	2546	2548	2560	2562	2574	2576	2588	2590	2602	2604	2616	2618	2630	2632	2644	2646	2658	2660	2672	2674	2686	2688	2700	2702	2714	2716	2728	2730	2742	2744	2756	2758	2770	2772	2784	2786	2798	2800	2812	2814	2826	2828	2840	2842	2854	2856	2868	2870	2882	2884	2896	2898	2910	2912	2924	2926	2938	2940	2952	2954	2966	2968	2980	2982	2994	2996	3008	3010	3022	3024	3036	3038	3050	3052	3064	3066	3078	3080	3092	3094	3106	3108	3120	3122	3134	3136	3148	3150	3162	3164	3176	3178	3190	3192	3204	3206	3218	3220	3232	3234	3246	3248	3260	3262	3274	3276	3288	3290	3302	3304	3316	3318	3330	3332	3344	3346	3358	3360	3372	3374	3386	3388	3400	3402	3414	3416	3428	3430	3442	3444	3456	3458	3470	3472	3484	3486	3498	3500	3512	3514	3526	3528	3540	3542	3554	3556	3568	3570	3582	3584	3596	3598	3610	3612	3624	3626	3638	3640	3652	3654	3666	3668	3680	3682	3694	3696	3708	3710	3722	3724	3736	3738	3750	3752	3764	3766	3778	3780	3792	3794	3806	3808	3820	3822	3834	3836	3848	3850	3862	3864	3876	3878	3890	3892	3904	3906	3918	3920	3932	3934	3946	3948	3960	3962	3974	3976	3988	3990	4002	4004	4016	4018	4030	4032	4044	4046	4058	4060	4072	4074	4086	4088	4100	4102	4114	4116	4128	4130	4142	4144	4156	4158	4170	4172	4184	4186	4198	4200	4212	4214	4226	4228	4240	4242	4254	4256	4268	4270	4282	4284	4296	4298	4310	4312	4324	4326	4338	4340	4352	4354	4366	4368	4380	4382	4394	4396	4408	4410	4422	4424	4436	4438	4450	4452	4464	4466	4478	4480	4492	4494	4506	4508	4520	4522	4534	4536	4548	4550	4562	4564	4576	4578	4590	4592	4604	4606	4618	4620	4632	4634	4646	4648	4660	4662	4674	4676	4688	4690	4702	4704	4716	4718	4730	4732	4744	4746	4758	4760	4772	4774	4786	4788	4800	4802	4814	4816	4828	4830	4842	4844	4856	4858	4870	4872	4884	4886	4898	4900	4912	4914	4926	4928	4940	4942	4954	4956	4968	4970	4982	4984	4996	4998	5010	5012	5024	5026	5038	5040	5052	5054	5066	5068	5080	5082	5094	5096	5108	5110	5122	5124	5136	5138	5150	5152	5164	5166	5178	5180	5192	5194	5206	5208	5220	5222	5234	5236	5248	5250	5262	5264	5276	5278	5290	5292	5304	5306	5318	5320	5332	5334	5346	5348	5360	5362	5374	5376	5388	5390	5402	5404	5416	5418	5430	5432	5444	5446	5458	5460	5472	5474	5486	5488	5500	5502	5514	5516	5528	5530	5542	5544	5556	5558	5570	5572	5584	5586	5598	5600	5612	5614	5626	5628	5640	5642	5654	5656	5668	5670	5682	5684	5696	5698	5710	5712	5724	5726	5738	5740	5752	5754	5766	5768	5780	5782	5794	5796	5808	5810	5822	5824	5836	5838	5850	5852	5864	5866	5878	5880	5892	5894	5906	5908	5920	5922	5934	5936	5948	5950	5962	5964	5976	5978	5990	5992	6004	6006	6018	6020	6032	6034	6046	6048	6060	6062	6074	6076	6088	6090	6102	6104	6116	6118	6130	6132	6144	6146	6158	6160	6172	6174	6186	6188	6200	6202	6214	6216	6228	6230	6242	6244	6256	6258	6270	6272	6284	6286	6298	6300	6312	6314	6326	6328	6340	6342	6354	6356	6368	6370	6382	6384	6396	6398	6410	6412	6424	6426	6438	6440	6452	6454	6466	6468	6480	6482	6494	6496	6508	6510	6522	6524	6536	6538	6550	6552	6564	6566	6578	6580	6592	6594	6606	6608	6620	6622	6634	6636	6648	6650	6662	6664	6676	6678	6690	6692	6704	6706	6718	6720	6732	6734	6746	6748	6760	6762	6774	6776	6788	6790	6802	6804	6816	6818	6830	6832	6844	6846	6858	6860	6872	6874	6886	6888	6900	6902	6914	6916	6928	6930	6942	6944	6956	6958	6970	6972	6984	6986	6998	7000

DEPARTMENT OF DEFENSE
DEPT. OF THE ARMY, T. O. H.

U.S. COAST GUARD
COLOR

SCALE 3" = 1'

DRAWN BY: [Signature] DATE: 2 July 1951

CHECKED BY: [Signature]

APPROVED BY: [Signature]

REVISIONS:

NO.	DATE	BY	DESCRIPTION
1	1951	[Signature]	INITIAL DESIGN
2	1951	[Signature]	REVISED TO CONFORM TO SPEC. MIL-F-2882
3	1951	[Signature]	REVISED TO CONFORM TO SPEC. CCC-C-499
4	1951	[Signature]	REVISED TO CONFORM TO SPEC. MIL-F-2886
5	1951	[Signature]	REVISED TO CONFORM TO SPEC. MIL-F-2882
6	1951	[Signature]	REVISED TO CONFORM TO SPEC. MIL-F-2882
7	1951	[Signature]	REVISED TO CONFORM TO SPEC. MIL-F-2882
8	1951	[Signature]	REVISED TO CONFORM TO SPEC. MIL-F-2882
9	1951	[Signature]	REVISED TO CONFORM TO SPEC. MIL-F-2882
10	1951	[Signature]	REVISED TO CONFORM TO SPEC. MIL-F-2882

DESIGNED BY: [Signature]

ENGINEER: [Signature]

PROJECT ENGINEER: [Signature]

REVISIONS: 5-1-2

OBSOLETES U.S. COAST GUARD DRAWING R-1981.

COAT OF ARMS

ENSIGN

NOTES

1. FLAG SIZE NO. 3 - DUCK HEADING WITH 2 1/2 INCH MARYLAND CONFORMING TO TYPE I, CLASS 3, OF SPEC. MIL-F-2002, SPEC. MIL-H-2001, DISTANCE LINE TO CONFORM TO TYPE II OF SPEC. MIL-H-2001 AND TO BE 1 INCH IN CIRCUMFERENCE.
2. FOR FLAG SIZES NO. 4 AND NO. 5, HEADING WILL BE OF DUCK WHITE, GROMMETS CONFORMING TO TYPE I, CLASS 3, OF SPEC. MIL-F-2002.
3. THE DESIGN OF THE SHIELD IN THE EMBLEM TO BE APPLICABLE, BUT IN NO CASE TO EXCEED 25 PER CENT OF THE WIDTH OF STRIPES IN THE SHIELD.
4. DESIGN TO BE PRODUCED BY SILK-SCREEN PROCESS. NUMERALS TO APPEAR ON BOTH SIDES. ALL WILL APPEAR REVERSED ON REVERSE SIDE OF FLAG.
5. ALL DIMENSIONS ARE EXCLUSIVE OF HEADING, HEALS AND SEAMS.
6. COAT OF ARMS AND COLOR SYMBOLS FOR

RED - 70120 WHITE - 70000 BLUE - 70070

7. FLAG TO BE MADE OF NYLON-WOOL BLENDING THROUGHOUT CONFORMING TO TYPE II OF SPEC. CCC-6-478

8. (A) SIZE NO. 3 FLAG SHALL BE OF SEMI-CONSTRUCTION THE SILK-SCREEN PROCESS AND INSERTED INTO FLAG. (B) SIZES NO. 4 AND 5 FLAGS TO BE MADE BY THE SILK-SCREEN PROCESS.

9. FLAGS SHALL BE MADE IN ACCORDANCE WITH THE LATEST REVISION OF SPEC. MIL-F-2002.

DIMENSIONS

ENSIGN NO.	A	B	C	D	E	F	G	H	I	J	K	L	M	N	O	P	Q	R	S
3	5.0	6.0	2.6	4.0	1.5	2.0	6	22	24	24	9	6	17	12	7	18	3	18	3
4	2.6	4.0	1.5	2.0	7.8	12	3	13	12	10	4	3	5	5	6	6	3	18	3
5	1.5	2.0	7.8	12	1.5	6	1	6	8	5	1	1	1	1	1	1	1	1	1

DEPARTMENT OF DEFENSE
INSTITUTE OF THE ARMY
THE INSTITUTE OF THE ARMY

U.S. COAST GUARD

REVISIONS

NO.	DATE	BY	REASON
1	1948	CAK	INITIAL DESIGN
2	1948	CAK	REVISIONS
3	1948	CAK	REVISIONS
4	1948	CAK	REVISIONS
5	1948	CAK	REVISIONS

5-7-1