

Chapter F

Ownership Documents

Manufacturer's certificate of origin (MCO)

DMV requires a manufacturer's certificate of origin (MCO) to be submitted with all title applications for new vehicles. An MCO is also required for any reconstructed motor truck built using a component (glider) kit, which has not previously been titled or registered in Oregon or another jurisdiction. If a vehicle is built in more than one stage (for example, most motor homes), DMV requires all MCOs to be submitted when initial title is applied for.

What MCO must include

- The year, make, and vehicle identification number of the vehicle,
- The manufacturer of the vehicle, and
- An assignment of ownership from the manufacturer (notarization not required).

Low Emissions Vehicles (LEV)

Beginning with model year 2009, Oregon requires passenger vehicles, low-speed vehicles, and 4-wheeled electric vehicles with 7,500 miles or less on the odometer, to prove compliance with the low emission vehicle (LEV) requirement to obtain registration, unless they are otherwise exempt. Certain statements on MCOs prove LEV compliance. Acceptable LEV language on the MCO includes any of the statements listed below.

- This vehicle conforms to (or with) U.S. EPA and State of California regulations.
- This vehicle conforms to (or with) U.S. EPA regulations and is certified for sale in California.
- This vehicle has a California emission system.
- This vehicle meets/satisfies California emission standards.
- This vehicle is certified/legal for sale in California.
- This vehicle is certified/legal for sale in all 50 states.

Also acceptable on the MCO is a similar statement that clearly indicates the vehicle complies with California emission standards or Oregon LEV Program standards.

For other ways to prove LEV compliance, exemptions from LEV compliance, and related information, see these Chapters:

- [Chapter B](#), Application for Title and Registration, Form 226
- [Chapter D](#), Miscellaneous Title Application Information
- [Chapter K](#), Registration
- [Chapter R](#), Dealers
- [Chapter T](#), Flags

Who can issue an MCO

The manufacturer of the vehicle must issue the MCO, unless the manufacturer has authorized someone else to issue it.

Security interest holder shown on an MCO

Any security interest holder shown on the MCO must:

- Appear on the title application, or
- Sign a release of interest. If the security interest holder is a business, the release

must include the business name and a representative's signature.

Lost or destroyed MCO

If the MCO has been lost, mutilated, or destroyed, DMV will accept:

1. A copy of the original MCO with a statement signed by the dealership owner or office manager to the effect "I certify this is a true copy and no other title application has been or will be made for this vehicle"; or
2. A certified copy of the manufacturer's invoice to the dealer signed by the dealership owner or office manager with a statement to the effect: "I certify this to be a true copy"; or
3. A duplicate MCO issued by the manufacturer. A duplicate MCO is the same as an original, but in most cases has "duplicate" stamped on the face of the statement or certificate.

When either of the documents covered in 1 or 2 above is provided, the dealership owner or office manager must also certify that the original MCO was lost or destroyed.

If an MCO is required but was not issued, DMV will accept:

1. A statement signed by the manufacturer indicating an MCO was never issued; and
2. A statement from the manufacturer indicating to whom they assigned their interest in the vehicle; and
3. Connecting bills of sale or releases from subsequent purchasers.

Signatures and releases

A release of interest from a dealership is required when they sell a new vehicle. If the party to whom the vehicle was assigned is a DBA, the releasing signature must be from the person or parent company. For example, if the vehicle is owned by John Doe, DBA Ajax Autos, then John Doe is the owner and a signature is required from John Doe.

When an MCO shows a flooring company, no release from that company is needed. Vehicles are "floored" when they are financed so the dealer can obtain possession of the vehicles to include in their inventory, and the loan is gradually reduced as the vehicles are sold.

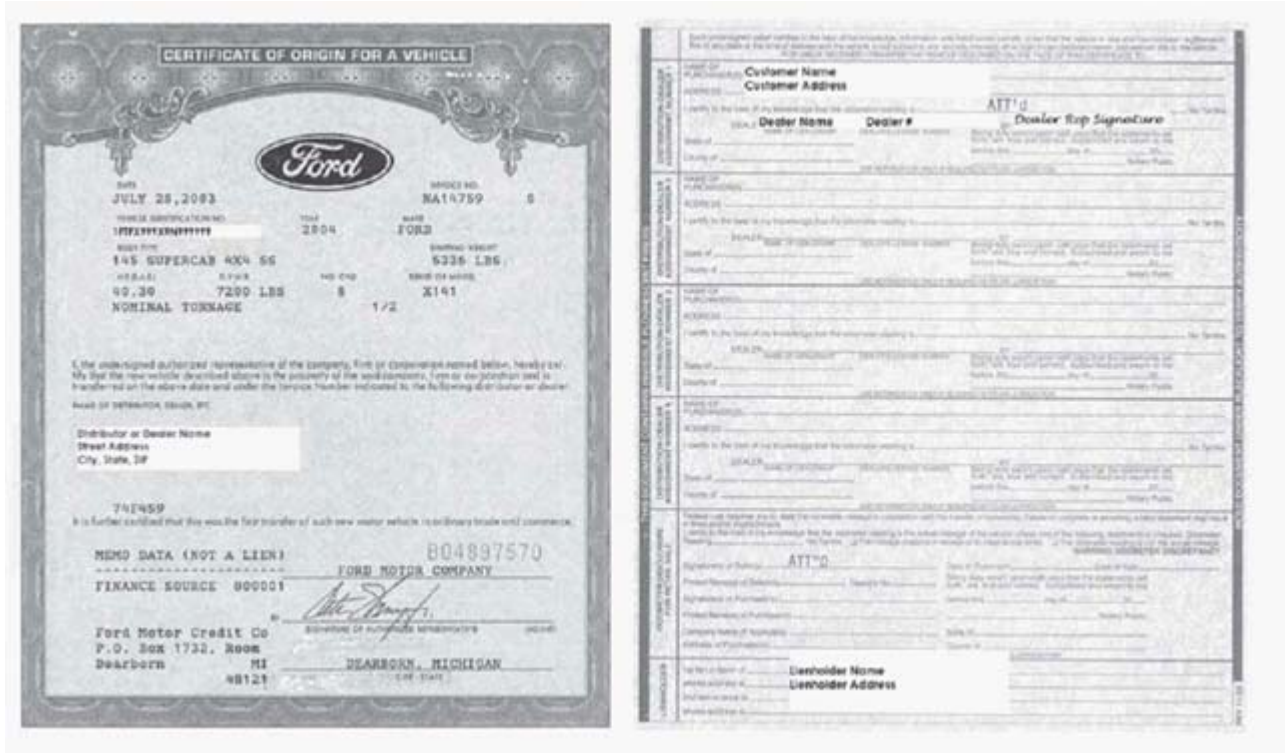
All owners (registered owners and security interest holders) listed on the MCO must be shown on the application for title. If owners on the MCO are not listed on the application, DMV requires a release of interest from them, or a new application for title must be completed to show all owners.

DMV TITLE AND REGISTRATION HANDBOOK
Chapter F: Ownership Documents

Below is an example of an MCO with a proper release and reassignment.

(Front)

(Back)



Oregon titles

An Oregon certificate of title must be obtained or applied for before DMV can issue registration.

The VIN on a certificate of title follows the frame of the vehicle and not the body or motor. The frame is basic to a vehicle, but a motor and body are interchangeable. A certificate of title does not need to accompany the sale of a motor.

DMV mails the Oregon title to the security interest holder, or lessor, if there is one, to keep until the security interest or lease has been satisfied. If there is no security interest holder or lessor, DMV mails the title to the primary registered owner.

An Oregon title is valid until:

- A later title is issued by Oregon DMV, or
- A later title is issued by another state or jurisdiction, or
- It is cancelled by Oregon DMV.

When a vehicle has been totaled, destroyed, dismantled, or substantially altered, the Oregon title must be surrendered to DMV.

Current Oregon title form

The most current version of the Oregon Certificate of Title is dated May 2008. This is an

update to the previous title date May 2007. The difference is in the security features; the new title has a “chain link” watermark; the previous title had a diamond watermark.

Features of the current title form are described below with instructions to use the certificate of title to transfer ownership.

Front

Title brands

The title brand box has a bold red outline. DMV uses this box to indicate whether the vehicle has been totaled, assembled, reconstructed, or previously damaged in another state; or is a replica vehicle, or a glider kit. If the vehicle title has no brand, the word “NONE” appears in the title brand box.

Middle section

The middle section can be used by the registered owner to apply for a new title, without completing a separate application, when the only change is to remove a security interest holder. Only one registered owner is required to sign this section and send the title to DMV with the title fee. The title will be mailed to the address on the customer’s file. (See section titled [Customer Number and Address, Chapter A.](#))

This section does not release interest in the vehicle. To release interest and disclose odometer, the registered owner must use the reassignment area on the back of the title.

Bottom section

The name and address of security interest holders are printed in this section. The security interest holder indicates their release in this section.

Back

Contains application instructions, odometer instructions, seller notice requirements, survivorship information, and title brand information.

Reassignment

There is one reassignment area which must be completed by the owner(s) shown on the title (seller) and the buyer of the vehicle. The seller must provide the buyer’s printed name, address, and date of sale or transfer. If the vehicle is subject to odometer, the seller must complete the odometer disclosure area. Not all owners are required to provide their release on the title itself, but may sign a separate release or bill of sale. At least one buyer must print and sign their name to indicate they are aware of and agree with the odometer disclosure provided by the seller.

Lien

The security interest holder to be recorded and shown on the new title may be indicated in this space and must also be listed on the Application for Title.

DMV TITLE AND REGISTRATION HANDBOOK
Chapter F: Ownership Documents

Oregon title designs

Oregon Title, Revision Date 5/08

Size is 7" X 8"; color is blue and light red with a blue border. This revision changed the watermark design.

(Front)

(Back)

THIS TITLE IS THE OWNERSHIP DOCUMENT FOR YOUR VEHICLE. KEEP IT IN A SAFE PLACE. DO NOT KEEP IT IN YOUR VEHICLE.

APPLICATION INSTRUCTIONS

A separate application must be completed by the **new owner(s)** when there is a transfer of ownership (except for releasing a lien). Applications are available by calling (503) 945-5000, or in the Portland area call (503) 299-9999, at any DMV office and at: www.oregondmv.com. Mail your completed application, title and fee to: DMV, 1905 Lana Ave NE, Salem, OR 97314. NOTE: If joint registered owners request survivorship, the title shows "J" in the 1st position of the Survivor Box. If the joint security interest holders request survivorship, the title shows "Y" in the 2nd position. "N" means no survivorship was requested. Survivorship means there is joint ownership or joint tenancy on the vehicle.

Federal and state laws require that you (seller and buyer) state a vehicle's mileage when there is a transfer of ownership on vehicles 9 years old or newer. Failure to complete an odometer disclosure or providing a false statement may result in fines, imprisonment or both. Under Oregon law, the offense of submitting a false odometer disclosure is a Class C felony (ORS 815.430). Oregon law requires that an application for transfer of title be submitted to DMV within 30 days of the date you buy a vehicle. Failure to do so within 30 days may result in a late title transfer fee of up to \$50.

Seller Notice

ORS 803.112 requires a person who sells a vehicle covered by an Oregon title to notify DMV of the sale within 10 days of the date of the sales transaction. This requirement is also known as seller notice. A seller notice must contain the vehicle identification number, vehicle registration plate number, the full name of the seller, and the full name of the buyer. Seller notice may be submitted to DMV in any one of the following forms and must be received by DMV within 10 days of the sale of the vehicle:

- In writing, in the form of a Notice of Sale or Transfer of a Vehicle (DMV Form 6890), a completed seller notice on the back of a registration card; or
- Through DMV's website www.oregondmv.com or an official State of Oregon website that hosts or administers a DMV application or service.

I certify the vehicle described has been transferred to the following (signature certifies to odometer disclosure and releases interest in vehicle):

DATE OF SALE OR TRANSFER	BUYER'S PRINTED NAME
	BUYER'S ADDRESS

COODMETER READING NO TESTING

I certify to the best of my knowledge that the odometer reading is the actual mileage of the vehicle UNLESS one of the following statements is checked:	<input type="checkbox"/> Odometer reading is in EXCESS of mechanical miles
	<input type="checkbox"/> Odometer reading is NOT the actual mileage

REASSIGNMENT

All owners shown on the front of this title, who are releasing their interest, must sign.

SELLER'S PRINTED NAME	SIGNATURE
SELLER'S PRINTED NAME	SIGNATURE
SELLER'S PRINTED NAME	SIGNATURE

SELLER'S ADDRESS IF DIFFERENT FROM FRONT OF TITLE:

I am aware of the above odometer disclosure made by the seller/buyer:

BUYER'S PRINTED NAME	SIGNATURE
----------------------	-----------

LIEN

Security Interest Holder to be recorded and shown on new title:

SECURITY INTEREST HOLDER'S NAME
SECURITY INTEREST HOLDER'S ADDRESS

Title Brand

A title brand does not necessarily indicate the extent to which a vehicle may have been damaged, whether a vehicle has been repaired, to what degree a damaged vehicle has been repaired or if the vehicle has been inspected for safety.

A title brand issued outside Oregon indicates the jurisdiction that issued the brand (i.e., "LEMON CA," or "BRANDED WA"). Please contact the jurisdiction of issuance for information regarding the brand. A title brand issued in Oregon (e.g., a vehicle that is assembled or totaled in Oregon) does not include the name of the jurisdiction.

Oregon titles issued previous to 05/08

Revision Date 5/07

Size is 7" X 8"; color is blue and light red with a blue border. This revision changed the watermark design, includes information about survivorship on the back, and the term "lienholder" was changed to "security interest holder."

Revision Date 5/04

Size is 7" X 8" and the color is blue and light red with a blue border. Includes addition of a bold red outline area for title brands on the front, and only one reassignment area on the back. The registration card is the first version to include a title brand area.

Revision Date 11/01, 10/02

Size is 7" X 8"; color is blue and light red with a blue border.

Lavender color

Size is 7" X 8". DMV discontinued issuance in January 1992. There are still valid titles of this design in circulation.

Green border

Size is 7" X 8". There are still valid titles of this design in circulation.

Green border, smaller size

Size 3" X 5". There are still valid titles of this design in circulation.

Out-of-state titles

Oregon requires submission of the current out-of-state certificate of title, salvage title, or salvage certificate with an application for Oregon title for a vehicle from another state. The only exception is if the state does not issue certificates of title, salvage titles, or salvage certificates. If the state does not issue these ownership documents, DMV requires other acceptable proofs of ownership.

Security interest holders and releases

All titles list the registered owner. Most list liens or security interest holder information. All titles provide a place for the registered owner(s) to release interest and most titles provide a place for the security interest holder(s) to release interest.

Each state may differ in its ownership structure. Some of the ownership structures you may see are as follows:

- John Doe and Mary Doe
- John Doe and/or Mary Doe
- John Doe or Mary Doe
- John Doe/Mary Doe
- John Doe and Mary Doe JTRS
- John Doe and Mary Doe JTWROS

(JTRS and JTWROS both mean Joint Tenancy with Right of Survivorship.)

In addition to these varied formats, the release of ownership varies from state to state.

Some states have an additional form for the security interest holder's release.

Some states issue a non-negotiable title to the registered owner and a negotiable title to the security interest holder. Oregon DMV requires submission of the negotiable title.

Certificates for vehicles that are junk or non-repairable, etc

Some states also issue "Non-Repairable Vehicle Certificates," "Junk" certificates, and/or titles that carry some other brand that indicates the vehicle is not to be retitled or that the vehicle has no resale value except as a source of parts or scrap.

When an ownership document for a vehicle from another jurisdiction contains a word, term, brand, or notation indicating the vehicle is not intended to be retitled, DMV will not issue an Oregon title.

The following are some terms that **indicate that DMV cannot issue a title:**

- Destroyed,
- Dismantled,
- Hulk,
- Junk,
- Non-rebuildable,
- Non-repairable,
- Parts only,
- Scrap,
- Wreck, or
- Wrecker only

Bonded titles

When an applicant has possession of a vehicle but is unable to provide adequate documentation to establish ownership, some states issue titles with a "Bonded" brand that includes an expiration date. The state requires a bond, which will remain in effect for a specific period. If, during that time, no claim is made to recover the bond, the brand can be removed from the title.

Oregon DMV does not have authority to issue a branded title when receiving an application for title for a vehicle with a bonded title. Oregon DMV accepts bonded titles as valid ownership documents and issues an Oregon title with no brand or indication of a bond. However, a Certification of Ownership Facts, DMV Form 735-550, must accompany an application for Oregon title when a bonded title is submitted as the ownership document. If additional evidence of ownership is available, it must be submitted with the application and certification forms.

Other states' requirements

Oregon DMV MAY follow the requirements specified by other states for their titles if DMV can determine what those requirements are. You may contact DMV Customer Assistance (see contact information in the [Foreword](#)), or the individual state that issued the title for information regarding releases and forms required to process your documents. The laws followed must be from one state; for example, Oregon DMV will not accept half of the transaction documents from California and half of them from Oregon. If DMV cannot determine the other state's requirements, the customer will be asked to obtain a title in the other state first. Then they may apply for Oregon title. See the Reference Sources section below for publications that provide information on title requirements for various states.

Reference sources – requirements in other states

There are publications that provide information on title requirements in various states.

DMV TITLE AND REGISTRATION HANDBOOK
Chapter F: Ownership Documents

Oregon DMV is aware of manuals published by R.L. Polk, Peck, and N.A.D.A. (there may be others). These manuals contain information for each state in the U.S. In addition to driver license and miscellaneous information for each state, the manuals contain information regarding:

- Titles and supporting documents
- Application for title and transfer of ownership
- Application for registration
- Registration fees and taxes
- Security interest and repossession
- Operation of law

All three of these manuals list addresses and telephone numbers for each state's DMV. Contact information for ordering the publications is below.

Polk's Motor Vehicle Registration Manual

Polk Publications and Services
26955 Northwestern Hwy
Southfield, MI 48034
1-800-435-7804 x 7737

Peck's Title Book

Stephens-Peck, Inc.
PO Box 1826
Salt Lake City UT 84110

N.A.D.A.'s Title and Registration Textbook

N.A.D.A.
PO Box 7800
Costa Mesa CA 92628-9862
1-800-966-6232

AAA Digest of Motor Laws contains general information about motor vehicle laws and lists the DMV addresses and telephone numbers for each state. You may buy the *AAA Digest of Motor Laws* from your local AAA.

Imported vehicles

Imported vehicle transactions have the same basic requirements as other vehicles, plus a few additional requirements.

Requirements to title a vehicle imported from out-of-country, including Canada, are:

- Ownership document
- VIN inspection
- Odometer disclosure (if applicable)
- DEQ (if applicable)
- Releases from previous owners
- Fees
- Proof the vehicle meets federal standards
- Certification of Liens on an Imported vehicle, [Form 735-6436](#)

Ownership documents – imported used vehicles

Canada

Canadian provinces do not issue titles for vehicles. The ownership document for a vehicle previously registered in Canada is usually a registration certificate. Some Canadian provinces issue registration in two or three parts. The parts may be divided by vehicle/owner information or by vehicle/plate information. If the registration indicates it comes in sections, DMV requires all parts, unless otherwise indicated. Documents most commonly seen in Oregon are from Alberta, British Columbia, and Ontario.

- Alberta issues a Registration Certificate with vehicle and plate information. The certificate has a printed or stamped agent number and validated date. If you do not have the Alberta registration, you must attempt to get a replacement registration. If you cannot get a replacement registration, you must submit a written statement from the Alberta Motor Vehicle Registry. The statement must identify the vehicle and state the name(s) of the last owner according to their records. DMV must receive the original written statement or letter. See [Example A](#).
- British Columbia's registration is in two parts and contains the ICBC (Insurance Corporation of British Columbia) logo. The upper portion of this certificate is the insurance portion and contains a space for a validated signature or stamp. The Canadian owner may return this part to the province to get credit for the remaining portion of insurance when the vehicle is exported. The lower portion, identified on the left margin as the Vehicle Registration, is the ownership document and must be submitted for title transfer. See [Example B](#).

ICBC Salvage Invoice, Form CL98-L, may also be acceptable as an ownership document. If the Salvage Invoice includes the remarks "Sold on condition that the vehicle will not be re-registered or re-licensed and will be used for dismantling purposes only" or similar language, these vehicles are considered non-repairable and cannot be issued an Oregon title or salvage title. An Oregon title may be issued based on an ICBC Salvage Invoice which has remarks such as "Prior Damage Over ..."

- Ontario uses a multi-part form. The bottom portion is divided in half. The left half, the Vehicle Portion, is the ownership document. It can be identified by the print within the black bar. The certificate must contain a printed office/bureau number and an effective date. The right half, the Plate Portion, does not need to be submitted for transfer and may have been retained by the previous owner. See [Example C](#).

Military

Personnel stationed overseas may have had an ownership document issued to them by the military, the country where they were stationed, or may have the original title from another state. It is possible for them to have more than one type of ownership document at one time. If this is a trade-in vehicle, ask your customer if they (or their lien holder) have additional ownership documents.

U.S. insular areas

An insular area is a jurisdiction not a part of one of the fifty states or District of Columbia. U.S. insular areas include American Samoa, Guam, the Northern Marianas Islands, Puerto Rico, and the U.S. Virgin Islands, among others.

Puerto Rico is the only insular area currently considered part of the Customs and Border Protection area. Vehicles in Puerto Rico are required to meet all U.S. federal vehicle standards as are the other 50 states and the District of Columbia. Although DMV does not require proof that a vehicle from Puerto Rico meets U.S. emissions and safety standards, DMV still requires a completed Certification of Liens on an Imported Vehicle, [Form 735-6436](#).

Transactions for vehicles from all other insular areas should include all the title requirements listed earlier in this chapter, including proof of compliance with federal vehicle standards.

Other countries

Ownership documents on used vehicles imported from different countries vary substantially. An applicant must provide whatever evidence of ownership they may have including any foreign registration or title documents, or import papers.

DMV may not be able to read enough of a foreign document to determine ownership. If DMV cannot interpret the documents, the customer or dealer will be asked to provide an interpretation. The interpretation must include a certification from the interpreter that it is a true and accurate interpretation of the ownership document.

If the ownership documents are submitted but not all title requirements are met, DMV will not accept the transaction unless there is a security interest holder on the application.

Ownership documents – imported new vehicles

New vehicles from out of country may have an MCO. If an MCO was not issued, DMV will accept a statement signed by the manufacturer indicating an MCO was never issued. In lieu of the MCO, DMV may accept:

1. A statement signed by the manufacturer indicating an MCO was never issued; and
2. A statement from the manufacturer indicating to whom they assigned their interest in the vehicle; and
3. Connecting bills of sale or releases from subsequent purchasers.

New vehicles from Canada may have an MCO, or may have a New Vehicle Information Statement (NVIS). DMV **does not recognize** the NVIS as an ownership document. A NVIS is not a secure document and does not provide the complete ownership trail from the manufacturer to the applicant as required by Oregon Administrative Rule.

If only a NVIS is provided to you as a dealer, and an MCO was not issued by the manufacturer, DMV will accept a statement signed by the manufacturer as indicated above. If the manufacturer will not provide a statement, DMV must have the Canadian registration. This means that dealers, brokers and/or individuals may have to register the

vehicle in Canada before applying for title in Oregon. If they are unable or unwilling to do so, DMV will not issue an Oregon title.

Other requirements for out-of-country vehicles

VIN inspection

As with all vehicles new to Oregon, vehicles imported from out of country must have the VIN inspected. The inspection done in Oregon can **only** be completed by Oregon DMV, Oregon State Police, or a law enforcement agency under agreement with DMV. DMV will not accept a VIN inspection done by a dealer for a vehicle imported from out of country. A dealer may perform a VIN inspection on a government-titled vehicle when there is no indication that the vehicle is from another country.

DMV will accept a VIN inspection from another state's DMV or law enforcement agency. If the applicant is in the military, DMV will accept the inspection from the Military Police, Provost Marshall, or Commanding Officer. DMV will only accept VIN inspections done in another country by the U.S. military personnel listed above.

DMV does not require a VIN inspection for a new vehicle (never titled or registered) that has been manufactured to meet U.S. federal vehicle standards and is in compliance at the time it is imported. If the new vehicle does **not** have an indication from the manufacturer that it was manufactured to meet U.S. federal vehicle standards, DMV or law enforcement must do a VIN inspection.

Odometer disclosure requirements

Odometer requirements for an out of country vehicle are the same as any vehicle. Readings may be numbers that reflect either miles or kilometers. DMV will not convert kilometers to miles or vice versa. The title will only reflect the reading and not indicate miles or kilometers.

For new vehicles, the odometer disclosure may be made on the back of the MCO, if a space is provided for one, or on a separate disclosure form that contains all the information required under the federal rules. In the case of MCOs only, the disclosure does not have to be made on a state issued form.

DEQ

Oregon State Department of Environmental Quality (DEQ) requirements should not be confused with EPA requirements. Even if DMV has received information that federal vehicle emission standards have been met, if the vehicle is registered in a DEQ testing area, DMV must also have a current Oregon DEQ Certificate of Compliance. New vehicles are exempt from DEQ requirements.

Releases from previous owners

As with any vehicle, DMV must have a release of interest from all previous owners. Since a vehicle previously titled/registered in another country may only have been issued a registration certificate as the ownership document, the release of interest will most likely be on a separate bill of sale or odometer disclosure form. If the ownership document is an

MCO, the release of interest must be from the party named on the front of the MCO, as well as any interim owners listed on the back of the MCO.

Fees

The fees for a vehicle imported from out of country are the same as for any vehicle that is new to Oregon.

Proof of compliance with federal vehicle standards

[ORS 803.045](#) and [OAR 735-022-0090 \(1\)](#) give DMV authority to request proof of compliance with federal vehicle standards when ownership documents submitted were issued by a jurisdiction outside the U.S., issued by the U.S. military, or when an MCO is issued by someone other than the authorized U.S. distributor. Proof may also be requested if DMV is not satisfied, based on documentation provided, that the vehicle complies with federal vehicle standards.

Federal vehicle standards are defined in [OAR 735-022-0080](#) as:

The Federal Motor Vehicle Safety Standards and Regulations specified under 49 CFR, Part 574.

All vehicles with a year model less than 25 years old must conform to federal safety standards. This includes trailers, as U.S. Department of Transportation counts them as motor vehicles for purposes of safety requirements.

Motor Vehicle Emissions Standards specified by 40 CFR, Part 52.

All vehicles with a year model 20 years old or less must conform to federal emission standards.

Proof of compliance with federal standards is not required if the vehicle has been titled or registered in the U.S. or the MCO submitted to DMV indicates the vehicle was manufactured for use in the U.S., meets U.S. federal safety and emission standards, or similar language.

Acceptable forms of proof

Proof that the vehicle is in compliance with federal vehicle standards may be any one of the following:

1. For vehicles imported by the U.S. military or U.S. military personnel, a written notice or form issued by the U.S. military that states the vehicle complies with federal vehicle standards.
2. For a motorcycle or moped, a Dealer Certification of Compliance with Federal Emission and Safety Standards, [Form 735-7290](#), completed by an Oregon licensed dealer.
3. An original letter from the manufacturer or authorized U.S. distributor that clearly identifies the vehicle, including the vehicle identification number, and states that the vehicle was manufactured to meet federal safety and emission standards.
4. An original letter from the manufacturer or authorized U.S. distributor that clearly identifies the vehicle, including the vehicle identification number, and states that the vehicle meets EPA standards and can be modified to meet federal safety standards.

The letter **must** be accompanied with a certification that the vehicle has been modified and complies with federal vehicle standards. A Certification of Compliance with Federal Emission and Safety Standards, [Form 735-7286](#), can be used for this purpose.

5. A U.S. Customs and Border Protection Form CF7501 or CBP7501, Entry Summary, that contains:
 - A vehicle description that includes the year, model, make, and vehicle identification number, and
 - An approval stamp or signature of an authorized U.S. Customs and Border Protection agent.

This form is required for all imported vehicles and must contain an approval stamp or signature. If no approval stamp or signature is found on the form, its validity must be verified by contacting a Customs and Border Protection office and providing the entry number found in Box 1. See contact information later in this chapter for phone listings for Customs and Border Protection offices in Oregon.

The CF7501 or CBP7501 are not acceptable as proof of compliance if the vehicle was imported on a temporary basis. A temporary import can be identified by use of the term "Chapter 98", "TIB" or the number 23 as the entry type code in Box 2 or anywhere in the body of the document. These vehicles are only authorized to remain in the U.S. for a period not to exceed 1 year and must be exported at the end of the approval period. They are not eligible for an Oregon title or registration.

When proof of compliance not required

Proof of compliance with federal standards is not required when:

1. The vehicle has previously been titled or registered in the U.S. This applies even if the vehicle has left the country and returned. Proof may include a title or registration card from Oregon or another state.
2. The vehicle year model is:
 - a. 25 years or older; it is not subject to federal safety standards.
 - b. 21 years or older; it is not subject to federal emissions standards.
3. The vehicle is a snowmobile or other vehicle or equipment of this nature where there are no federal standards.
4. The vehicle has been imported from Puerto Rico.
5. The MCO submitted indicates the vehicle was manufactured for use in the U.S., meets U.S. federal safety and emission standards, or similar language.

Certification of Liens on an Imported Vehicle, [Form 735-6436](#)

Since liens are not shown on most foreign titles and Canadian registrations, transactions for imported vehicles **must** include the Certification of Liens on an Imported Vehicle, [Form 735-6436](#). The form must be signed by the owner listed on the foreign ownership document or registration, not the new applicant, unless they are one and the same. If the owners shown on the foreign title or registration cannot be reached to sign Form 735-6436, the applicant may certify that the vehicle is free of liens.

Contacts for information on importation and federal standards

For information regarding the import process or federal safety and emission requirements, you may wish to contact the agencies listed below.

U.S. Customs and Border Protection

Address: PO Box 55580
Portland, OR 97238-5580

Phone: (503) 326-3230

Internet: <http://www.cbp.gov>

Other Oregon port offices and phone numbers include:

Astoria	(503) 325-5541
Coos Bay	(541) 267-6312
Newport	(541) 265-6456

For additional port locations throughout the U.S., see the U.S. Customs and Border Protection website listed above.

U.S. Environmental Protection Agency (EPA)

Address: Certification and Compliance Division, Imports Group
2000 Traverwood Drive
Ann Arbor, MI 48105

Phone: (734) 214-4100

Internet: <http://www.epa.gov/otaq/imports/>

U.S. Department of Transportation (NHTSA)

Address: Office of Vehicle Safety
Compliance Organization, Imports Division
NSA-32, NHTSA
400 7th St. S.W.
Washington D.C. 20590

Internet: <http://www.nhtsa.dot.gov/cars/rules/import/>

Motorcycles/Mopeds

If an MCO for a motorcycle/moped contains a VIN beginning with the letter "L," that is enough information to conclude the vehicle was manufactured out-of-country and requires proof of compliance with federal vehicle standards before registration may be issued.


Proof of compliance for a motorcycle/moped is the same as for any other vehicle. See the section titled "[Acceptable forms of proof](#)" earlier in this chapter. Dealers may use the Dealer Certification of Compliance with Federal Emission and Safety Standards, [Form 735-7290](#), to certify that a moped or motorcycle in their stock that has a federal safety standards certification and meets standards. If the motorcycle/moped does not meet federal vehicle standards, it cannot be registered for highway use. A customer may choose to title the vehicle under Oregon's optional titling rule. (See [OAR 735-022-0120](#)).

Examples of CANADIAN REGISTRATION

Example A ALBERTA REGISTRATION CERTIFICATE

VEHICLE MAKE Volkswagen MODEL OR SERIES Passat (Canada) Silver VEHICLE STYLE Stationwagon VEHICLE IDENTIFICATION NO. (VIN) WVWBA8387XE378285 VEHICLE STATUS active SPECIAL CONDITIONS MOTOR HOME SUPERSTRUCTURE / SECONDARY PARTS DESCRIPTION YEAR-MAKE SERIAL NO.	SECTION 1 YEAR 1999 VEHICLE ACCESS CODE (VAC) 08168-2795 BODY COLOUR Silver FUEL Gas LICENCED MASS UNIT NO. REGULATIONS BUS CAPACITY	Validation Number 04061008377 EXPIRES IN 2006 This certificate is not valid unless a validation check is affixed on section 1 and the Registry Agent affix stamp appears in section 2.
Alberta Vehicle Registration Certificate SECTION 1		
LICENCE PLATE NO. CLASS LICENCED MASS VEHICLE STATUS LWC932 3 kg active EXPIRES TYPE OF OPERATION 2006/04/30 Passenger		
REGISTRATION NO. IF LEASED VEHICLE, LEASING COMPANY NAME AND MVID R033776014		
NAME & ADDRESS OF REGISTRANT(S) TYPE: INDIVIDUAL CLIENT'S MVID: 0012-25333		
LAST NAME FIRST 123 MAIN ST EDMONTON AB T6H 4A1		
This Certificate is to be signed on the back by the registrant and presented to a Peace Officer.		
LICENCE PLATE NO. CLASS LWC932 3 EXPIRES 2006/04/30 REGISTERED VALIDATED MAY 02 2005 EDMONTON		

Example B BRITISH COLUMBIA REGISTRATION CERTIFICATE

Vehicle Registration	ICBC Insurance Corporation of British Columbia	Registration no. 5557227 Plate no. 554HFX Year 1998 Make SATURN Model SL2 Body style 4DSDN VIC PR645D Colour GRAY VIN 1G8ZK5277WZ273105 Fuel type GASOLINE Net weight (kg) 01026 GVW(kg)/Disp.(cc) Seating capacity N/A Vehicle type PASSENGER Anti-theft device PASSIVE IMMOBILIZER Vehicle status Import code AirCare expiry
Registered Owner LAST NAME FIRST 123 MAIN ST COURTENAY BC V9N9C5	Number of owners: 1 Owner's signature(s) 	When you sell the vehicle, the buyer must take the Registration and submit it with an application for transfer within 10 days of the purchase. Contact your AutoPlan agent for details.
This certificate must be carried in the vehicle. This certificate must be signed by the owner as seller if the vehicle is sold.	83WJ06AM APV250L (072004)	CUSTOMER

DMV TITLE AND REGISTRATION HANDBOOK
Chapter F: Ownership Documents

Example C
ONTARIO REGISTRATION CERTIFICATE


<p>CHANGE OF ADDRESS</p> <p>You are required by law to notify the Ministry of Transportation within six days of changing your address.</p> <p>All vehicles registered to you at the address now on record will be changed to reflect the address requested by this notice.</p> <p>If this is not what you want, or you are a fleet operator, please take your notice of owner address change to any Driver and Vehicle Licence Office.</p> <p>To change the address on your driver's licence, you must include your driver's licence change of address stub with this notice of owner address change.</p> <p>Take the change notice to any Driver and Vehicle Licence Office, or mail to Ministry of Transportation, P.O. Box 9000, Kingston, Ontario, K7L 5K4.</p>		<p>Plate Owner Address Change Notice Avis de changement d'adresse du propriétaire de la plaque</p> <p>STREET / RUE: _____ OFFICE NO: _____</p> <p>CITY / VILLE: _____ OFFICE: _____</p> <p>PROV: _____ PHONE: _____ CODE: _____ MAIL: _____ DATE: _____</p> <p>YEAR: _____ MONTH: _____ DAY: _____</p> <p><input type="checkbox"/> MAILING ADDRESS AS IN REG. IF NO COMPLETE MAILING ADDRESS ON PERMIT, ADDRESS PORTION ONLY MUST BE IN REG. NUMBER & SERVICE NO. REG.</p> <p>REG. NO: _____</p> <p>OWNER NAME: _____</p> <p>56401-79666-30705</p>	
<p>Province of Ontario PAS - FIT PLACQUE READ856</p> <p>Permit - Vehicle Portion / Certificat d'Imm - Véhicule</p> <p>BRAND - NONE PLATED</p> <p>REG. NO: JT2BG22K7X0312205 REG. NO: 56401-79666-30705</p> <p>MAKE: TOYT MAKE: XLL YEAR: 99 YEAR: 99</p> <p>MODEL: 04 MODEL: G COLOR: BRN COLOR: BRN</p> <p>VEHICLE IDENTIFICATION NO. / NO. D'IDENTIFICATION DU VÉHICULE: _____</p> <p>OWNER NAME: _____</p> <p>ADDRESS: 1234 Main Street GLOUCESTER, ONTARIO P1L 2H6</p>		<p>Province of Ontario PAS - PLATS PLACQUE AEX8856</p> <p>Permit - Plate Portion / Certificat d'Imm - Plaque</p> <p>ATTACHED</p> <p>REG. NO: JT2BG22K7X031.205 REG. NO: 56401-79666-30705</p> <p>MAKE: TOYT MAKE: XLL YEAR: 99 YEAR: 99</p> <p>MODEL: 04 MODEL: G COLOR: BRN COLOR: BRN</p> <p>VEHICLE IDENTIFICATION NO. / NO. D'IDENTIFICATION DU VÉHICULE: _____</p> <p>OWNER NAME: _____</p> <p>ADDRESS: 1234 Main Street GLOUCESTER, ONTARIO P1L 2H6</p>	
<p>OFFICE / BUREAU: _____ PERMIT NO. / NO. DE CERTIFICAT: 00124616</p> <p>467-7/06 00 07 06</p> <p>Minister of Transportation / Ministre des Transports</p> <p>Detach here / Décollez ici</p>		<p>OFFICE / BUREAU: _____ PERMIT NO. / NO. DE CERTIFICAT: 00124616</p> <p>467-7/06 00 07 06</p> <p>Minister of Transportation / Ministre des Transports</p> <p>Owner Signature: _____</p> <p>This plate portion must be signed by the owner to be valid. / Le certificat d'immatriculation - plaque doit être signé par le propriétaire pour être valide.</p>	

SP LV-1 (98-11)
Ontario law requires that this permit or a true copy be carried in the vehicle for which it was issued while the vehicle is being operated on a highway.
Selon la loi ontarienne, ce certificat ou une copie conforme doit toujours être dans le véhicule pour lequel il a été délivré lorsque ce véhicule circule sur la voie publique.

DMV TITLE AND REGISTRATION HANDBOOK
 Chapter F: Ownership Documents

Example of CERTIFICATION OF COMPLIANCE WITH FEDERAL EMISSION AND SAFETY STANDARDS, **FORM 735-7286**

Actual size 8½" x 5½"

 CERTIFICATION OF COMPLIANCE WITH FEDERAL EMISSION AND SAFETY STANDARDS			
YEAR	MAKE	BODY STYLE	VEHICLE IDENTIFICATION NUMBER (VIN)
<p>Certification of Compliance TO BE COMPLETED BY APPLICANT OF TITLE</p> <p>ORS 803.045 requires the applicant to provide proof to the department that the vehicle conforms to federal vehicle standards.</p> <p>I certify the vehicle listed above has been modified to meet and/or conforms to Federal Emission and Safety Standards. Documentation from the original manufacturer regarding Federal Emissions and Safety Standards is attached to this certification.</p> <p>I understand it is a crime, under ORS 803.070, 803.075, 803.375 and 803.385, to knowingly make any false statement relating to the application or assignment of a title or registration to a vehicle. These offenses are Class A Misdemeanors and are punishable by a jail sentence of up to 1 year, a fine of up to \$6,250, or both.</p>			
PRINTED NAME OF APPLICANT			
SIGNATURE OF APPLICANT X			DATE
735-7286 (8-06)		STK# 300263	

Example of DEALER CERTIFICATION OF COMPLIANCE WITH FEDERAL EMISSION AND SAFETY STANDARDS, **FORM 735-7290**

Actual size 8½" x 5½"

 DEALER CERTIFICATION OF COMPLIANCE WITH FEDERAL EMISSION AND SAFETY STANDARDS		
YEAR	MAKE	VEHICLE IDENTIFICATION NUMBER (VIN)
<p>Certification of Compliance TO BE COMPLETED BY AN OREGON LICENSED DEALER</p> <p>I certify the motorcycle/moped listed above:</p> <ul style="list-style-type: none"> • Is from dealer inventory; and • Contains a federal safety standards certification label affixed to the vehicle; and • Meets applicable federal safety and emission standards in effect at the time of manufacture. <p>False certification is a Class B misdemeanor under ORS 162.085 and is punishable by six months in jail, a fine of up to \$2,500 or both. In addition, civil penalties and DMV sanctions against you or your dealer certificate may be imposed.</p>		
NAME OF DEALERSHIP		DEALER LICENSE NUMBER
SIGNATURE X		DATE
735-7290 (11-06)		STK# 300248