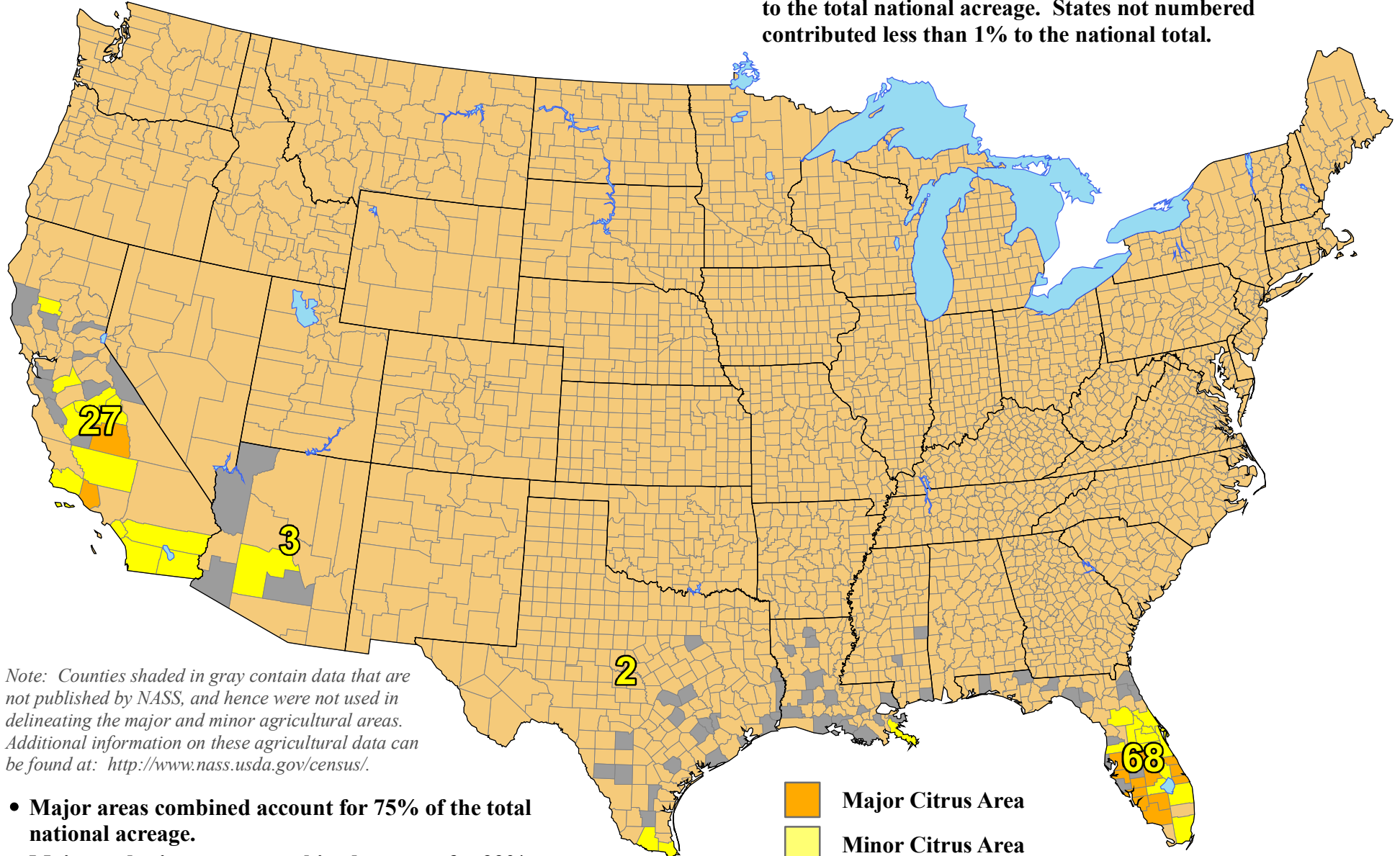




United States: Citrus

Yellow numbers indicate the percent each state contributed to the total national acreage. States not numbered contributed less than 1% to the national total.



Note: Counties shaded in gray contain data that are not published by NASS, and hence were not used in delineating the major and minor agricultural areas. Additional information on these agricultural data can be found at: <http://www.nass.usda.gov/census/>.

- Major areas combined account for 75% of the total national acreage.
- Major and minor areas combined account for 99% of the total national acreage.
- Major and minor areas and state acreage percentages are derived from NASS 2002 Census of Agriculture data.

 Major Citrus Area
 Minor Citrus Area