

# Thermodynamic Properties of Import to Environmental Processes and Remediation. II. Previous Thermodynamic Property Values for Nickel and Some of its Compounds

Donald G. Archer<sup>a)</sup>

Physical and Chemical Properties Division, National Institute of Standards and Technology, Gaithersburg, Maryland 20899

Received April 23, 1999; revised manuscript received September 14, 1999

The sources of previous thermodynamic property values are detailed for nickel and some compounds of nickel that might be expected as derived from anthropogenic introduction of nickel into the environment or are required for calculation of thermodynamic properties of nickel-containing systems. Included are descriptions of the sources of information and the methodology used to obtain the values for these compounds reported in the NBS series of publications loosely and collectively referred to as the NBS Thermodynamics Tables. © 2000 American Institute of Physics and American Chemical Society. [S0047-2689(99)00306-2]

Key words: enthalpy of formation, entropy, Gibbs energy of formation, nickel, nickel compounds, thermodynamic properties.

## Contents

1. Introduction.....	1483
1.1 References for the Introduction.....	1484
2. Ni(cr).....	1484
3. Ni <sup>2+</sup> (aq).....	1485
4. NiO(cr).....	1487
5. NiOH <sup>+</sup> (aq).....	1490
6. Ni(OH) <sub>2</sub> (cr).....	1492
7. NiCl <sub>2</sub> (cr).....	1494
8. NiCl <sub>2</sub> ·6H <sub>2</sub> O(cr).....	1495
9. NiCl <sub>2</sub> ·4H <sub>2</sub> O(cr).....	1497
10. NiCl <sub>2</sub> ·2H <sub>2</sub> O(cr).....	1498
11. NiSO <sub>4</sub> <sup>0</sup> (aq).....	1498
12. NiSO <sub>4</sub> (cr).....	1500
13. NiSO <sub>4</sub> ·7H <sub>2</sub> O(cr).....	1502
14. α-NiSO <sub>4</sub> ·6H <sub>2</sub> O(cr).....	1503
15. NiSO <sub>4</sub> ·4H <sub>2</sub> O(cr).....	1504
16. NiCO <sub>3</sub> (cr).....	1504

## 1. Introduction


This is the second in a series of articles that describe some of the sources of values of thermodynamic properties of materials and systems that are essential in the calculation and prediction of environmental fates of particular materials in environmental remediation technologies. This series of articles contains information required to assess the reliability of values calculated from some process or environment simulators. These articles describe, as best as can be discerned, determination of the values in the thermodynamic

compendium known colloquially as the NBS Tables, in the present case 69WAG/EVA and 82WAG/EVA.

The organization of the current series of articles is as follows. Under each substance described will be six sections. The first section, A, will describe the methodology and the measurements that led to the value given in the NBS Tables. This information was kept on loose papers, "worksheets," that have been kept in file cabinets at the National Institute of Standards and Technology (NIST). Not all of the worksheets were equally understandable. As such, we have not been able to discern sources for all values; sometimes the worksheets have been too cryptic to be understood. This also applies to some of the auxiliary values; many of these were not listed on the worksheets. Tracing all auxiliary values (osmotic coefficients, saturation molalities, etc.) and in many cases making assumptions from whence they may have come did not seem a wise investiture of resources. Therefore, the sources of these values were not guessed if they were not identified on a worksheet. The second section, B, contains comments by the author of the article regarding the methodology used in generation of the NBS Tables values. In Sec. B, such things as arithmetic errors, erroneous auxiliary values that might have been used, etc. will be identified. Section C details the auxiliary substances required to obtain the NBS Tables thermodynamic property values for the title substance. The measurements examined by the NBS Tables staff, but not used in their final assessment, are described in Sec. D. Section E describes more recent measurements that could lead to thermodynamic property values. Other evaluations or compendia of thermodynamic properties of the substances are not listed in this section, regardless of quality. This is due to the large number of such evaluations. Finally, references are given in Sec. F for each title substance. For all sections, if a temperature is not specified, it is to be assumed that the relevant temperature is 298.15 K.

<sup>a)</sup>Electronic mail: donald.archer@nist.gov

©1999 by the U.S. Secretary of Commerce on behalf of the United States. All rights reserved. This copyright is assigned to the American Institute of Physics and the American Chemical Society. Reprints available from ACS; see Reprints List at back of issue.



It is not always clear cut for which substance one might place some of the new measurements in a document such as this. Thus, one reader might consider inclusion of, say, osmotic coefficient measurements for aqueous nickel chloride underneath  $\text{Ni}^{2+}(\text{aq})$  as correct, whereas another might consider entry under  $\text{NiCl}^+(\text{aq})$  to be more correct. We chose not to involve ourselves with that level of minutiae.

Some of the thermodynamic properties described in Sec. A were calculated by 69WAG/EVA from decomposition pressures. In cases where only one component was believed to have been present in the gas phase, for example, the hydrates of  $\text{NiCl}_2$  and  $\text{NiSO}_4$ , the thermodynamic property for the reaction was calculated on the original worksheets on a *per mole of gas basis, regardless of the assumed stoichiometry written for the reaction*. The ratio of moles of gas to moles of desired substance, or to the reaction as it had been written, was accommodated at a later step in the calculations. The descriptions of calculations given in Sec. A have attempted to represent as accurately as possible the calculations as they were performed. This faithfulness in reproduction of the original calculations is often useful where one must describe arithmetic or other errors that affected a tabulated value. Therefore, these particular calculations, as well as others, have been described on the same basis as that used on the original worksheets. Because the pressure of the gas-phase species and also the property of the reaction calculated therefrom are both given in Sec. A for these cases and because the combination of the two uniquely describes the calculation, we have not belabored the reader by constantly repeating "per mole of water" or "per mole of nickel" for each numerical value given.

There are numerous high-temperature measurements of electrochemical cells involving a nickel+nickel oxide half cell. In many of the electrochemical measurements, the other half cell involved some other metal-oxide system. The nickel+nickel oxide half cell was taken to be the reference electrode for many of those measurements. Therefore, only those measurements that might lead to description of nickel as a reference electrode were included in this article. As examples, the electrochemical cell in which the nickel half cell is coupled to an oxygen cell [Pt in air or in pure  $\text{O}_2(\text{g})$  of established oxygen fugacity] was included in this article, whereas the electrochemical cell composed of the nickel half cell coupled to a half cell containing wüstite was not. This is because the present author presumed the properties of wüstite to have been less well known than were those of nickel oxide. This presumption might be considered by some to be an arbitrary decision.

The compounds considered in this first series of papers are those that arise from combination of the titled metal species with the most common components of groundwaters, namely, chloride, sulfate, carbonate, and those species affected by hydroxide concentrations. The author does not contend and has not contended that these are the only species that are important in environmental and/or remediation considerations. Rather, it is a starting point from which one es-

tablishes a set of accurate and thermodynamically consistent properties.

The present document is relevant to the origin of values from both 69WAG/EVA and 82WAG/EVA. Some of the 82WAG/EVA values are slightly different than the 69WAG/EVA values because the former chose to tabulate values relative to 1 bar standard pressure, whereas the latter chose 1 atm. The effect of this small pressure difference on the tabulated values is described in 82WAG/EVA. The specific calculations in the following pages should give the numerical values in 69WAG/EVA, rather than those in 82WAG/EVA. This is because the calculations on the worksheets corresponded to the 1 atm standard pressure.

### 1.1 References for the Introduction

69WAG/EVA Wagman, D. D., Evans, W. H., Parker, V. B., Halow, I., Bailey, S. M., and Schumm, R. H., Selected Values of Chemical Thermodynamic Properties. Tables for Elements 35–53 in the Standard Order of Arrangement (NBS Tech. Note 270-4, 1969).

82WAG/EVA Wagman, D. D., Evans, W. H., Parker, V. B., Schumm, R. H., Halow, I., Bailey, S. M., Churney, K. L., and Nuttall, R. L., J. Phys. Chem. Ref. Data **11**, Suppl. 2 (1982).

## 2. Ni(cr)

### A. Selected Values, NBS Tables

The entropy, the enthalpy relative to 0 K, and the heat capacity were all taken from 63HUL/ORR;  $S_m^\circ = 29.87 \text{ J}\cdot\text{K}^{-1}\cdot\text{mol}^{-1}$  ( $7.14 \text{ cal}\cdot\text{K}^{-1}\cdot\text{mol}^{-1}$ ).

### B. Comments

No examination of the measured values appeared to have been performed.

### C. Auxiliary Values Required for Data Pathway

None.

### D. Other Thermodynamic Measurements Considered


None.

### E. More Recent Determinations of the Thermodynamic Properties of Ni(cr)

76VEC/GUS reported measurement of the heat capacity of Ni(cr) from 45 to 700 K by low-temperature adiabatic calorimetric and a "triple thermal bridge method." They reported a value of  $S_m^\circ = (29.92 \pm 0.08) \text{ J}\cdot\text{K}^{-1}\cdot\text{mol}^{-1}$ . The measurements were not included in the published article.

### F. Bibliography

63HUL/ORR Hultgren, R. R., Orr, R. L., Anderson, P. D., and Kelley, K. K., Selected Values of Thermodynamic Prop-



erties of Metals and Alloys (Wiley, New York, 1963).  
76VEC/GUS Vecher, A. A., Gusakov, A. G., and Kozyro, A. A., Zh. Fiz. Khim. 50, 1626 (1976).

### 3. Ni<sup>2+</sup>(aq)

#### A. Selected Values, NBS Tables

29HAR/VAN measured potentials of cells of the type




for values of  $m$  ranging from 0.05 to 0.16 mol·kg<sup>-1</sup>. The worksheet indicated that activity coefficients were taken from Robinson and Stokes, with no further citation information given. The Gibbs energy of reaction corresponding to the reaction



was taken as the average of the values for 26 cells;  $\Delta_f G_m^\circ = -164.272$  kJ·mol<sup>-1</sup> (-39.262 kcal·mol<sup>-1</sup>). This value was combined with  $\Delta_f G_m^\circ[\text{Hg}_2\text{SO}_4(\text{cr})] = -625.880$  kJ·mol<sup>-1</sup> (-149.589 kcal·mol<sup>-1</sup>) to obtain  $\Delta_f G_m^\circ[\text{NiSO}_4(\text{aq})] = -790.15$  kJ·mol<sup>-1</sup> (-188.85 kcal·mol<sup>-1</sup>). Combination of this value with  $\Delta_f G_m^\circ[\text{SO}_4^{2-}(\text{aq})] = -744.63$  kJ·mol<sup>-1</sup> (-177.97 kcal·mol<sup>-1</sup>) gave  $\Delta_f G_m^\circ[\text{Ni}^{2+}(\text{aq})] = -45.52$  kJ·mol<sup>-1</sup> (-10.88 kcal·mol<sup>-1</sup>).

58MUL measured the enthalpy of solution of NiCl<sub>2</sub> in water for  $T = (298.15 \pm 0.3)$  K for molalities ranging from 0.001453 to 0.01025 mol·kg<sup>-1</sup>. Two measurements were also made in dilute acid solutions for  $m = 0.007232$  and 0.01094 mol·kg<sup>-1</sup>. Of these measurements, the enthalpy of solution-molality pair  $\Delta_{\text{sol}} H_m = -19.73$  kcal·mol<sup>-1</sup>, 0.002775 mol·kg<sup>-1</sup> was selected:



This was combined with an  $L_\phi$  value of 0.481 kJ·mol<sup>-1</sup> (0.115 kcal·mol<sup>-1</sup>) to obtain  $\Delta_{\text{sol}} H_m^\circ = -83.03$  kJ·mol<sup>-1</sup> (-19.84 kcal·mol<sup>-1</sup>), where  $L_\phi$  is the relative apparent molar enthalpy. This value was combined with  $\Delta_f H_m^\circ[\text{NiCl}_2(\text{cr})] = -305.332$  kJ·mol<sup>-1</sup> (-72.976 kcal·mol<sup>-1</sup>) and  $\Delta_f H_m^\circ[\text{Cl}^-(\text{aq})] = -167.159$  kJ·mol<sup>-1</sup> (-39.952 kcal·mol<sup>-1</sup>) to obtain  $\Delta_f H_m^\circ[\text{Ni}^{2+}(\text{aq})] = -54.04$  kJ·mol<sup>-1</sup> (-12.92 kcal·mol<sup>-1</sup>).

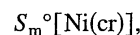
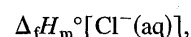
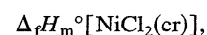
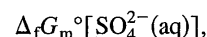
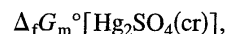
The entropy,  $S_m^\circ[\text{Ni}^{2+}(\text{aq})]$ , was calculated from  $S_m^\circ[\text{Ni}^{2+}(\text{aq})] = -(\Delta_f G_m^\circ - \Delta_f H_m^\circ)/(298.15 \text{ K}) + S_m^\circ(\text{Ni}) - S_m^\circ[\text{H}_2(\text{g})]$  and resulted in  $S_m^\circ[\text{Ni}^{2+}(\text{aq})] = -128.9$  J·K<sup>-1</sup>·mol<sup>-1</sup> (-30.8 cal·K<sup>-1</sup>·mol<sup>-1</sup>).

#### B. Comments

The value described as having been from 58MUL was not tabulated in that reference; however, it was reasonably close to one of the measured pairs. If one applies the same calculational pathway to all of the 58MUL measured values (for solution in water), then the values of the standard-state enthalpy of solution ranged from -82.30 (0.001453 mol·kg<sup>-1</sup>) to -84.56 kJ·mol<sup>-1</sup> (0.01025 mol·kg<sup>-1</sup>). This

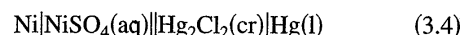
dependence of calculated standard-state enthalpy of solution upon the measured concentration reflects either that the NBS-tabulated concentration dependence for the enthalpy of formation is in error or that some concentration-dependent bias existed within 58MUL's series of measurements. In either case, the minimum uncertainties in the tabulated  $\Delta_f H_m^\circ$  and  $S_m^\circ$  were somewhat larger than 2 kJ·mol<sup>-1</sup> and 7.6 J·K<sup>-1</sup>·mol<sup>-1</sup>.

#### C. Auxiliary Values Required for Data Pathway



#### D. Other Thermodynamic Measurements Considered

52CAR/BON measured the emf of electrochemical cells




at 298.15 K. 52CAR/BON used the Debye-Hückel limiting law to calculate activity coefficients of NiSO<sub>4</sub>(aq) and obtained a calculated value of  $E^\circ = 0.231$  V. The worksheets indicated this emf led to  $\Delta_f G_m^\circ[\text{Ni}^{2+}(\text{aq})] = -44.56$  kJ·mol<sup>-1</sup> (-10.65 kcal·mol<sup>-1</sup>). 52CAR/BON also measured the thermoelectric voltages of cells of the type



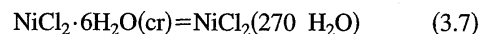
for temperatures from 303.15 to 373.15 K. These measurements were not considered further.

1882THO measured the enthalpy change for the reaction



at 292.15 K;  $\Delta_{\text{sol}} H_m = -80.21$  kJ·mol<sup>-1</sup>. The heat capacity change of the reaction was assumed to be -418 J·K<sup>-1</sup>·mol<sup>-1</sup>, giving  $\Delta_{\text{sol}} H_m = -82.30$  kJ·mol<sup>-1</sup> for  $T = 298.15$  K. This value was then used to calculate  $\Delta_f H_m^\circ[\text{Ni}^{2+}(\text{aq})] = -56.82$  kJ·mol<sup>-1</sup>.

50BOB/LAI measured the enthalpy change for solution of NiCl<sub>2</sub>·6H<sub>2</sub>O(cr) in water. The NBS Tables staff assumed the reaction to be



and used  $\Delta_{\text{sol}} H_m = 6.07$  kJ·mol<sup>-1</sup> for  $T = 298.15$  K. The NBS Tables staff adjusted this value to infinite dilution by subtracting 3.703 kJ·mol<sup>-1</sup>. The resultant value, 2.364 kJ·mol<sup>-1</sup>, was then combined with a value of the Gibbs energy of solution of the hexahydrate crystal, -17.544 kJ·mol<sup>-1</sup>, to obtain the entropy of solution, which was then combined with the entropies of the hexahydrate crystal (see below), two moles of chloride ions, and six moles of water to obtain the entropy of the aqueous nickel ion.



$S_m^\circ[\text{Ni}^{2+}(\text{aq})] = -121.3 \text{ J}\cdot\text{K}^{-1}\cdot\text{mol}^{-1}$ . [Author's note: 50BOB/LAI measured the enthalpy of solution at 295.65, not 298.15 K. Additionally, 50BOB/LAI did not describe an exact final composition, writing instead that the final solutions were "very dilute." They gave general representative conditions for the measurements of 2–15 g of solute dissolved into 200 "or" 300 g of water, with amounts selected so as to obtain a temperature change of 1–2 K. This would place compositions in the (0.2–0.3) mol·kg<sup>-1</sup> range or higher. These compositions are not very dilute from the perspective of determination of an accurate  $\Delta_{\text{sol}}H_m^\circ$  and insufficient information exists to determine a sufficiently accurate value from the published article.]

#### E. More Recent Determinations of the Thermodynamic Properties of Ni<sup>2+</sup>(aq)

81HOL/MES measured isopiestic molalities of NiCl<sub>2</sub>(aq) with NaCl(aq) as reference for temperatures of 382.96 and 413.36 K.

87RAR measured isopiestic ratios of aqueous nickel chloride against sodium chloride and calcium chloride as reference solutes over the range of NiCl<sub>2</sub> compositions, from 0.3 to 4.78 mol·kg<sup>-1</sup>.

92RAR measured isopiestic ratios of aqueous nickel chloride against sodium chloride and calcium chloride as reference solutes over the range of NiCl<sub>2</sub> compositions from 1.6 to 5.15 mol·kg<sup>-1</sup>.

81PER/ROU measured the apparent molar heat capacity of NiCl<sub>2</sub>(aq) at 298.15 K with a Picker mass-flow calorimeter. The molality range spanned 0.1–5.4 mol·kg<sup>-1</sup>. From their treatment of their measurements they gave  $C_{p,\phi}^\circ = (-306 \pm 1) \text{ J}\cdot\text{K}^{-1}\cdot\text{mol}^{-1}$ .

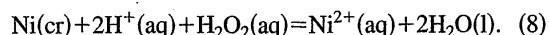
78SPI/SIN measured the apparent molar heat capacity of NiCl<sub>2</sub>(aq) at 298.15 K with a Picker mass-flow calorimeter. Concentrations ranged from 0.045 to 0.2 mol·kg<sup>-1</sup>. From their treatment of their measurements they gave  $C_{p,\phi}^\circ = -294 \text{ J}\cdot\text{K}^{-1}\cdot\text{mol}^{-1}$ .

77KAR/VAS measured the specific heat capacity of NiCl<sub>2</sub>(aq) at 298.15 K for molalities from 3.91 to 0.03 mol·kg<sup>-1</sup>.

82SMI/WOO measured apparent molar heat capacities for NiCl<sub>2</sub>(aq) for temperatures from 321 to 572 K and for molalities from 0.13 to 3.0 mol·kg<sup>-1</sup> with a mass-flow calorimeter.

92SCH/SCH measured the enthalpy of dilution of aqueous NiCl<sub>2</sub> at 298.15 K for concentrations of 0.1–1 mol·kg<sup>-1</sup>.

84VAS/VAS measured the enthalpy of solution of nickel into aqueous solutions of HCl+H<sub>2</sub>O<sub>2</sub> and of HClO<sub>4</sub>+H<sub>2</sub>O<sub>2</sub>. The concentrations of the acids ranged from 1 to 6 mol·kg<sup>-1</sup> and the concentration of hydrogen peroxide was 1% or 1.5%. The observed enthalpies of solution were extrapolated to  $I = 0$  and then averaged to give the enthalpy of reaction,  $(-432.59 \pm 0.43) \text{ kJ}\cdot\text{mol}^{-1}$  for




They combined this result with enthalpies of formation of water and hydrogen peroxide to calculate  $\Delta_f H_m^\circ[\text{Ni}^{2+}(\text{aq})] = -52.22 \pm 0.47 \text{ kJ}\cdot\text{mol}^{-1}$ .

86VAS/DMI measured the enthalpy of solution of nickel in aqueous mixtures of Br<sub>2</sub> and NaBr acidified to 0.05 M HClO<sub>4</sub>. The concentration of Br<sub>2</sub> was 0.3 M and the concentration of NaBr was varied from 0.95 to 3.95 M. The final state was 1.4567 mol NiBr<sub>2</sub>/kg of solution. They also measured enthalpies of mixing NiBr<sub>2</sub> solutions with the Br<sub>2</sub>-NaBr solutions and enthalpies of dilution of NiBr<sub>2</sub> in 0.05 M HClO<sub>4</sub>. From these measurements, 86VAS/DMI calculated  $\Delta_f H_m^\circ[\text{Ni}^{2+}(\text{aq})] = (-52.17 \pm 0.38) \text{ kJ}\cdot\text{mol}^{-1}$ .

90EFI/FUR measured the enthalpy of solution of NiCl<sub>2</sub>(cr) in dilute aqueous solutions of HClO<sub>4</sub> (0.001 N). They used a Debye-Hückel expression to calculate the extrapolation to infinite dilution and averaged the resulting values to obtain  $\Delta_{\text{sol}}H^\circ = (-84.868 \pm 0.168) \text{ kJ}\cdot\text{mol}^{-1}$ . They then combined that value with an enthalpy of formation for NiCl<sub>2</sub>(cr) that they had determined independently to calculate  $\Delta_f H_m^\circ[\text{Ni}^{2+}(\text{aq})] = (-55.67 \pm 0.28) \text{ kJ}\cdot\text{mol}^{-1}$ .

#### F. Bibliography

- 1882THO Thomsen, J., *Thermochemische Untersuchungen* (Barth, Leipzig, 1882–1886).
- 29HAR/VAN Haring, M. M., and Vanden Bosche, E. G., *J. Phys. Chem.* **33**, 161 (1929).
- 50BOB/LAI Bobtelsky, M., and Lairsch, R. D., *J. Chem. Soc.* 3612 (1950).
- 52CAR/BON Carr, D. S., and Bonilla, C. F., *J. Electrochem. Soc.* **99**, 475 (1952).
- 58MUL Muldrow, C. N., Ph.D. dissertation, University of Virginia, 1958.
- 77KAR/VAS Karapet'yants, M. Kh., Vasilev, V. A., and Sanaev, E. S., *Zh. Fiz. Khim.* **51**, 2180 (1977).
- 78SPI/SIN Spitzer, J. J., Singh, P. P., McCurdy, K. G., and Hepler, L. G., *J. Solution Chem.* **7**, 81 (1978).
- 81HOL/MES Holmes, H. F., and Mesmer, R. E., *J. Chem. Thermodyn.* **13**, 131 (1981).
- 81PER/ROU Perron, G., Roux, A., and Desnoyers, J. E., *Can. J. Chem.* **59**, 3049 (1981).
- 82SMI/WOO Smith-Magowan, D., Wood, R. H., and Tillett, D. M., *J. Chem. Eng. Data* **27**, 335 (1982).
- 84VAS/VAS Vasil'ev, V. P., Vasil'eva, V. N., and Dmitrieva, N. G., *Zh. Neorg. Khim.* **29**, 1123 (1984).
- 86VAS/DMI Vasil'ev, V. P., Dmitrieva, N. G., Vasil'eva, V. N., Yashkova, V. I., and Belokurova, N. A., *Zh. Neorg. Khim.* **31**, 3044 (1986).
- 87RAR Rard, J. A., *J. Chem. Eng. Data* **32**, 334 (1987).
- 90EFI/FUR Efimov, M. E., and Furkalyuk, M. Yu. *Zh. Fiz. Khim.* **64**, 2560 (1990).
- 92RAR Rard, J. A., *J. Chem. Eng. Data* **37**, 433 (1992).
- 92SCH/SCH Schreiber, D. R., and Schreiber, L. C., *J. Solution Chem.* **21**, 249 (1992).





## 4. NiO(cr)

### A. Selected Values, NBS Tables

The 298.15 K entropy and heat capacity of NiO(cr) were taken from 57KIN to be  $S_m^\circ = 37.99 \text{ J}\cdot\text{K}^{-1}\cdot\text{mol}^{-1}$  (9.08 cal·K<sup>-1</sup>·mol<sup>-1</sup>) and  $C_{p,m}^\circ = 44.31 \text{ J}\cdot\text{K}^{-1}\cdot\text{mol}^{-1}$  (10.59 cal·K<sup>-1</sup>·mol<sup>-1</sup>). Measurements reported in 57KIN were for temperatures from 54 to 296 K.

The enthalpy of formation,  $-239.7 \text{ kJ}\cdot\text{mol}^{-1}$  ( $-57.3 \text{ kcal}\cdot\text{mol}^{-1}$ ), was taken from 54BOY/KIN's measurement of the energy of combustion of nickel in oxygen. The Gibbs energy of formation was calculated from the usual combination of the enthalpy of formation and the entropy of formation.

### B. Comments

54BOY/KIN estimated the uncertainty of their enthalpy of formation value to be  $0.4 \text{ kJ}\cdot\text{mol}^{-1}$ .

### C. Auxiliary Values Required for Data Pathway

$$S_m^\circ[\text{O}_2(\text{g})],$$

$$S_m^\circ[\text{Ni}(\text{cr})].$$

### D. Other Thermodynamic Measurements Considered

40SEL/DEW measured the heat capacity of NiO from 68 to 298.1 K. They gave  $S_m^\circ = 38.58 \text{ J}\cdot\text{K}^{-1}\cdot\text{mol}^{-1}$ .

29ROT/MUL measured the energy of combustion of nickel in oxygen. Their measured value led to  $\Delta_f H_m^\circ = -246.6 \text{ kJ}\cdot\text{mol}^{-1}$ .

13RUF/GER measured the energy of combustion of nickel in oxygen. Their measured value was used to calculate  $\Delta_f H_m^\circ = -219.2 \text{ kJ}\cdot\text{mol}^{-1}$ .

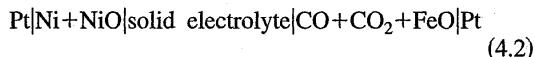
10MIX measured the energy of combustion of nickel in oxygen. 10MIX's measured values led to  $\Delta_f H_m^\circ = -242.2 \text{ kJ}\cdot\text{mol}^{-1}$ .

60AND/DEL measured the emf of cells



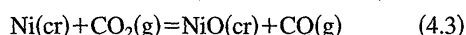
for temperatures of 993–1173 K. The worksheets indicated these measurements led to an average value of  $\Delta_f H_m^\circ(298.15 \text{ K}) = -242.806 \text{ kJ}\cdot\text{mol}^{-1}$ .

58PET/MAN measured the potentials of cells of the type



in the temperature range of 1153–1573 K. The worksheets indicated that one of these measurements led to  $\Delta_f H_m^\circ(298.15 \text{ K}) = -235.31 \text{ kJ}\cdot\text{mol}^{-1}$ .

42FRI/WEI measured the carbon monoxide fraction in the vapor phase for the reaction



for temperatures from 1044 to 1289 K. The worksheets indicated that these values led to  $\Delta_f H_m^\circ(298.15 \text{ K}) = -241.62 \text{ kJ}\cdot\text{mol}^{-1}$ .

30WAT measured the equilibrium mole fractions of the components of the gas phase for the reaction in Eq. (4.3) for temperatures from 936 to 1125 K. His values led to  $\Delta_f H_m^\circ(298.15 \text{ K}) = -238.65 \text{ kJ}\cdot\text{mol}^{-1}$ .

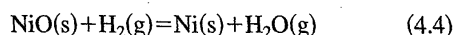
29SCH/WES measured the equilibrium mole fractions of the components of the gas phase for the reaction of Eq. (4.3) for 1173 K. The worksheet indicated this measurement led to  $\Delta_f H_m^\circ(298.15 \text{ K}) = -241.62 \text{ kJ}\cdot\text{mol}^{-1}$ .

38BOG measured the equilibrium mole fractions of the components of the gas phase for the reaction in Eq. (4.3) for 773–1373 K. The worksheets indicated these measurements led to  $\Delta_f H_m^\circ(298.15 \text{ K})$  values that ranged from  $-245.8$  to  $-239.5 \text{ kJ}\cdot\text{mol}^{-1}$ .

36KAP/SIL measured the equilibrium mole fractions of the components of the gas phase for the reaction in Eq. (4.3) for 885–1216 K. The worksheets indicated these measurements led to  $\Delta_f H_m^\circ(298.15 \text{ K}) = -256.14 \text{ kJ}\cdot\text{mol}^{-1}$ .

60BRA/RIE measured the equilibrium mole fractions of the components of the gas phase for the reaction in Eq. (4.3) for 1258–1336 K. The worksheets indicated these measurements led to  $\Delta_f H_m^\circ(298.15 \text{ K}) = -242.43 \text{ kJ}\cdot\text{mol}^{-1}$ .

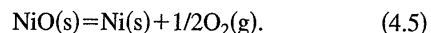
37BOG determined the composition of the equilibrium gas phase in the reaction



for temperatures from 723 to 1273 K. Values for the 298-K enthalpy were found to vary by about  $12 \text{ kJ}\cdot\text{mol}^{-1}$  and were considered no further.

26PEA/COO passed hydrogen, water, or a mixture of the two over either nickel or nickel oxide and determined the composition of the gas phase for the reaction in Eq. (4.4) for 758 and 873 K. They approached equilibrium from both directions. Their measured values were used to compute  $\Delta_f H_m^\circ(298.15 \text{ K}) = -239.12 \text{ kJ}\cdot\text{mol}^{-1}$ .

33KAP/SCH measured the decomposition pressure over nickel oxide,




Their measured values were used to compute  $\Delta_f H_m^\circ(298.15 \text{ K}) = -243.93 \text{ kJ}\cdot\text{mol}^{-1}$ .

62EFI measured the decomposition pressure over nickel oxide by means of an adaptation of a Knudsen effusion method. His values were used to compute  $\Delta_f H_m^\circ(298.15 \text{ K}) = -226.65 \text{ kJ}\cdot\text{mol}^{-1}$ .

### E. More Recent Determinations of the Thermodynamic Properties of NiO(cr)

67ANT/WAR measured the equilibrium composition of a carbon dioxide+carbon monoxide gas mixture over (Ni+NiO) for temperatures from 853 to 1289 K. They obtained for the Gibbs energy change for the reaction of Eq. (4.3)  $\Delta_r G_m^\circ = (45.564 + 4.6 \times 10^{-4} T/T^\circ) \text{ kJ}\cdot\text{mol}^{-1}$ , where  $T^\circ = 1 \text{ K}$ .



70NAV/MUA also measured the equilibrium composition of a carbon dioxide+carbon monoxide gas mixture over (Ni+NiO) at 1323 K. They obtained  $p(\text{CO}_2)/p(\text{CO}) = 58.00 \pm 0.25$ .

61HAH/MUA measured the stability partial pressures of oxygen over NiO and Ni crystal phases at temperatures from 1373 to 1673 K. The oxygen pressures were controlled with  $\text{CO}_2$  and  $\text{H}_2$  gas mixtures. They obtained the formula

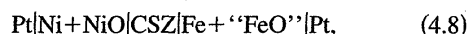
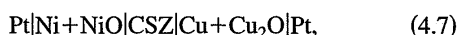
$$''\log P_{\text{O}_2} = 9.043 - 24\,730[1/T],'' \quad (4.6)$$

where  $P_{\text{O}_2}$  was the pressure given in atm. Their result is dependent on properties of the gases,  $\text{CO}_2$  and  $\text{H}_2$ , which were taken from material in 54COU.

68CAM/ROE performed much the same measurement as that described by 61HAH/MUA. They calculated the Gibbs energy change for  $\text{Ni}(\text{cr}) + \frac{1}{2}\text{O}_2(\text{g}) = \text{NiO}(\text{cr})$  to be  $\{(-102.1, -92.5, \text{ and } -83.3) \pm 0.4\} \text{ kJ}\cdot\text{mol}^{-1}$  at 1573, 1673, and 1773 K, respectively.

68KOD/KUS measured the decomposition pressure of NiO(cr) with a Knudsen gauge or McLeod gauge in a static system. They reported  $''\log(p\text{O}_2) = -23810/T + 11.33, ''$  where  $p$  was the pressure in Torr for the reaction of Eq. (4.5). The equation was valid from 1400 to 1570 K.

87ONE measured the emf of cells of the type

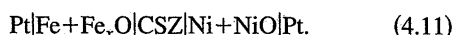


where CSZ is a calcia stabilized zirconia electrolyte that joins the cells of different oxygen potential. Measurements were made for temperatures from approximately 850 to 1420 K. The oxygen chemical potential, determined from the electrochemical measurements, was represented as

$$\begin{aligned} \mu_{\text{O}_2}/\text{kJ}\cdot\text{mol}^{-1} = & -480.104 + 0.244\,700\,T/T^\circ - 9.167 \\ & \times 10^{-3}\,T/T^\circ \ln(T/T^\circ), \end{aligned} \quad (4.9)$$

where  $\mu_{\text{O}_2}$  is the chemical potential in  $\text{kJ}\cdot\text{mol}^{-1}$ . He gave an enthalpy of formation value for NiO at 298.15 K of  $-240.28 \text{ kJ}\cdot\text{mol}^{-1}$ .

93PRA/BIE measured the emf of cells of the type



They combined the emf's of the two cells and used the result to calculate the Gibbs energy of formation of NiO(cr) at temperatures of 950–1250 K,  $\Delta_f G_m^\circ[\text{NiO}(\text{cr})]/\text{kJ}\cdot\text{mol}^{-1} = -234.227 + 0.085\,678\,(T/T^\circ)$ .

93ONE, using much the same methodology as that in 87ONE, reported

$$\begin{aligned} \mu_{\text{O}_2}/\text{kJ}\cdot\text{mol}^{-1} = & -478.967 + 0.248\,514\,T/T^\circ - 9.7961 \\ & \times 10^{-3}\,T/T^\circ \ln(T/T^\circ) \end{aligned} \quad (4.12)$$

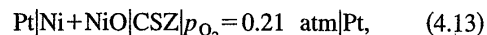
valid for temperatures from 700 to 1700 K.

67BLA measured the solubility of NiO(cr) in water at 293.15 K as  $1.11 \times 10^{-3} \text{ g NiO/g}$  of water.

80TRE/LEB measured the solubility of NiO(cr) in water as a function of pH for temperatures from 423 to 573 K in a flow apparatus.

93DIN/MAT measured the solubility of NiO(cr) in water from 373 to 523 K in an autoclave without control of the pH. Their measurements agreed approximately with those from 80TRE/LEB.

75MOS/FIT measured the emf of the cell,

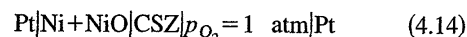


from 1023 to 1273 K. From their measured emf's they gave the Gibbs energy of formation of NiO(cr) as  $\Delta_f G_m^\circ/\text{kJ}\cdot\text{mol}^{-1} = (-244.02 + 0.091\,96\,T/T^\circ)$  for  $1023 \text{ K} < T < 1273 \text{ K}$ .

77KEM/KAT measured the emf of the electrochemical cell given in Eq. (4.13) for temperatures from 1726 to 1823 K. They gave  $\Delta_f G_m^\circ/\text{kJ}\cdot\text{mol}^{-1} = \{(-250.298 + 0.093\,97\,T/T^\circ) \pm 0.5\}$ . (At these temperatures nickel is a liquid.)

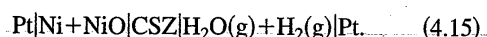
78IWA/FUJ measured the emf of the cell of Eq. (4.13) and gave a representation of their measurements,  $\Delta_f G_m^\circ/\text{kJ}\cdot\text{mol}^{-1} = -230.7 + 0.082\,84\,T/T^\circ$ , valid from 973 to 1723 K.

68CHA/FLE measured the emf of a high-temperature cell of type



for temperatures from 911 to 1376 K. They gave  $\Delta_f G_m^\circ/\text{kJ}\cdot\text{mol}^{-1} = (-233.651 + 0.084\,893\,T/T^\circ)$  for  $911 \text{ K} < T < 1376 \text{ K}$ .

70HUE/SAT measured the potential of electrochemical cells similar to those in Eq. (4.14) and also



70HUE/SAT combined the measurements from the two types of cells and obtained  $f_{\text{O}_2}(\pm 0.02) = 9.31 - 24810\,T^\circ/T$  and  $\Delta_f G_m^\circ = (-237.442 + 0.089\,16\,T/T^\circ) \text{ kJ}\cdot\text{mol}^{-1}$  for  $673 \text{ K} < T < 1273 \text{ K}$ .

71MAR/MAT reported  $\Delta_f G_m^\circ = (-244.107 + 0.093\,T/T^\circ) \text{ kJ}\cdot\text{mol}^{-1}$  for  $1023 \text{ K} < T < 1373 \text{ K}$ , based on emf's described in Studii si Cercetari Acad. R.S.R. (1970).

76ROG measured the emf of the cell given in Eq. (4.13) for temperatures from 873 to 1273 K. From his measured emf's he gave the Gibbs energy of formation of NiO(cr) as  $\Delta_f G_m^\circ/\text{kJ}\cdot\text{mol}^{-1} = (-230.5 + 0.082\,26\,T/T^\circ)$  for  $873 \text{ K} < T < 1273 \text{ K}$ .

77SHA/WU measured the emf of the electrochemical cell described by Eq. (4.7). For the cell reaction  $\text{Ni}(\text{cr}) + \text{Cu}_2\text{O}(\text{cr}) = \text{NiO}(\text{cr}) + 2\text{Cu}(\text{cr})$ , they reported  $E/V = 0.350 - 7.13 \times 10^{-5}(T/T^\circ)$ . Their equation was valid for the temperature range of 700–1100 K.

79KEM/KAT measured the emf of the cell given in Eq. (4.13). Their equation for the emf,  $E/\text{mV} = (1204.4 \pm 1.3) - (0.4667 \pm 0.0009)(T/\text{K})$ , can be used to obtain the Gibbs energy of formation of NiO(cr),  $\Delta_f G_m^\circ = (-232.42 + 0.08360\,T/T^\circ) \text{ kJ}\cdot\text{mol}^{-1}$  for  $1191 \text{ K} < T < 1699 \text{ K}$ .



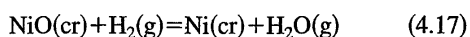
84COM/PRA measured the emf of the cell given in Eq. (4.13) for temperatures from 873 to 1823 K and obtained  $\Delta_f G_m^\circ = (-232.45 + 0.083435 T/T^\circ) \text{ kJ}\cdot\text{mol}^{-1}$  for 1023 K  $< T < 1273 \text{ K}$ .

86HOL/ONE measured the emf of the cell of Eq. (4.13). They gave

$$\Delta_f G_m^\circ / \text{kJ}\cdot\text{mol}^{-1} = -239.885 + 0.122350 T/T^\circ - 4.584 \times 10^{-3} T/T^\circ \ln(T/T^\circ), \quad (4.16)$$

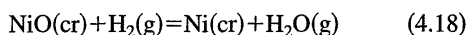
valid from 900 to 1600 K.

71BAB/TIK used a circulation method to determine the equilibrium constant of the reaction



for temperatures from 973 to 1273 K. They obtained  $\ln K = \{2966/(T/T^\circ)\} - 2.288$ . The equilibrium constant was calculated from the ratio of the pressures of water and hydrogen, and this ratio was taken to be equal to the ratio of the fugacities at the pressure of the measurement,  $\sim 1.3 \text{ Pa}$ .

73RAU/GUE measured gas-phase compositions for the reaction



by means of a palladium-membrane apparatus for temperatures from 711 to 860 K. Using literature values for thermal properties of each of the substances of Eq. (4.18), they calculated  $\Delta_f H_m^\circ = (-239.53 \pm 1.0) \text{ kJ}\cdot\text{mol}^{-1}$  for the  $\alpha$  phase of NiO for 298.15 K.

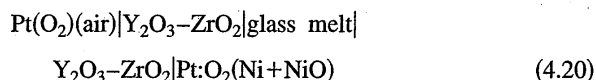
76BER measured the emf of oxygen-concentration cells for temperatures from 825 to 1675 K. He calculated the Gibbs energy of formation for NiO(cr) to be  $(-235.071 + 0.08620 T/T^\circ) \text{ kJ}\cdot\text{mol}^{-1}$ .

83LEV/NAR used an oxygen-sensing electrode to measure the oxygen pressure over NiO(cr) from 1043 to 1179 K. The pressures, calculated from the emf of the sensing electrode, were represented as

$$\lg p (\pm 0.033) = -(24300 \pm 120)/T + (13.67 \pm 0.33). \quad (4.19)$$

The unit of pressure in Eq. (4.19) was Pa.

80TRA/BRU measured the emf of oxygen concentration cells of the type



for temperatures from 923.15 to 1323.15 K and from 1373 to 1573 K. The electrodes were measured in air for the former range of temperatures and in glass melts for the latter. They used their measured values to calculate  $\Delta_f G_m^\circ = (-235.321 + 0.086755 T/T^\circ) \text{ kJ}\cdot\text{mol}^{-1}$  for 923 K  $< T < 1573 \text{ K}$ .

80VOL/NEU used an electrochemical cell similar to that of Eq. (4.13) with the CSZ electrolyte replaced with yttrium oxide-zirconium oxide for temperatures from 1073 to 1573 K. They calculated  $\Delta_f G_m^\circ = (-235.126 + 0.0920 T/T^\circ) \text{ kJ}\cdot\text{mol}^{-1}$  from their measurements.

72KLI/STE measured the emf of electrochemical cells of the type



where YDT is yttria-doped thoria. They assumed knowledge of the Gibbs energy change for the CO-CO<sub>2</sub> reaction, the parameters of which were taken from 63WIC/BLO. They combined the Gibbs energy change for the CO-CO<sub>2</sub> reaction with their measured emf's for the cell in Eq. (4.21) to obtain the Gibbs energy of formation of NiO(cr) for temperatures from 923.15 to 1223.15 K. These values ranged from  $-155.27 \text{ kJ}\cdot\text{mol}^{-1}$  at 923 K to  $-130.08 \text{ kJ}\cdot\text{mol}^{-1}$  at 1223 K.

84RAY/PET measured the emf of the electrochemical cell



for elevated temperatures. They calculated two values of the enthalpy of formation of NiO(cr). These values were  $\Delta_f H^\circ[\text{NiO}(\text{cr})] = (-232.88 \pm 0.33) \text{ kJ}\cdot\text{mol}^{-1}$  for  $T > 913 \text{ K}$  and  $\Delta_f H^\circ[\text{NiO}(\text{cr})] = (-234.72 \pm 0.59) \text{ kJ}\cdot\text{mol}^{-1}$  for  $T < 913 \text{ K}$ . They indicated that the difference between the two results was indicative of a transition at 913 K.

74WHI measured the heat capacity of NiO(cr) from 3.2 to 18.75 K.

76COY/TOM measured the phonon dispersion of states for NiO(cr) and calculated the effective Debye temperature as a function of the temperature and calculated the heat capacity of the solid. The calculated results were smaller than those from 74WHI and from 79DUB/NAU for temperatures below about 40 K.

79DUB/NAU measured the heat capacity of NiO(cr) in an adiabatic calorimeter for temperatures from 14 to 280 K.

## F. Bibliography

- 10MIX Mixer, W. J., *Am. J. Sci.* **4**, 198 (1910).  
 13RUF/GER Ruff, O., and Gerstein, E., *Ber.* **46**, 409, (1913).  
 26PEA/COO Pease, R. M., and Cook, R. S., *J. Am. Chem. Soc.* **48**, 1199 (1926).  
 29ROT/MUL Roth, W. A., and Müller D., *Z. Anorg. Chem.* **42**, 981, (1929); *Arch. Eisenhütt.* **3**, 229 (1929).  
 29SCH/WES Schenck, R., and Wesselkock, H., *Z. Anorg. Allgem. Chem.* **184**, 39 (1929).  
 30WAT Watanabe, M., *Bull. Inst. Phys. Chem. Res., Tokyo* **9**, 477 (1930); *Sci. Rep. Tohoku Univ.* **22**, 436 (1931).  
 33KAP/SCH Kapustinskii, A. Z., and Schamowsky, L., *Z. Anorg. Chem.* **216**, 10 (1933).  
 36KAP/SIL Kapustinskii, A. Z., and Silberman A., *Acta Physicochim. U.S.S.R.* **5**, 605 (1936).  
 37BOG Bogatskii, D. P., *Metallurg.* **12**, 90 (1937).  
 38BOG Bogatskii, D. P., *Metallurg.* **13**, 18 (1938).  
 40SEL/DEW Seltz, H., DeWitt, B. J., and McDonald, H. J., *J. Am. Chem. Soc.* **62**, 88 (1940); **62**, 3527 (1940).  
 42FRI/WEI Fricke, R., and Weitbrecht, G., *Z. Elektrochem.* **48**, 87 (1942).  
 54BOY/KIN Boyle, B. J., King, E. G., and Conway, K. C., *J. Am. Chem. Soc.* **76**, 3835 (1954).  
 54COU Coughlin, J. P., *Contributions to the Data on Theo-*

\_\_\_\_\_

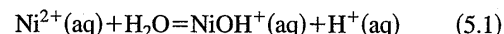
- retical Metallurgy. XII. Heats and Free Energies of Formation of Inorganic Oxides, Bull. No. 542 (U.S. Bureau of Mines, 1954).
- 57KIN King, E. G., *J. Am. Chem. Soc.* **79**, 2399 (1957).
- 58PET/MAN Peters, H., and Mann, G., *Naturwiss.* **45**, 209 (1958).
- 60AND/DEL Andreeva, V. N., and Delimanskii, Yu. K., *Zh. Neorg. Khim.* **5**, 2076 (1960).
- 60BRA/RIE Braasch, H., and Rienäcker, G., *Monatsch. Deut. Akad. Wiss. Berlin* **2**, 200 (1960).
- 61HAH/MUA Hahn, W. C., and Muan, A. J. *Phys. Chem. Solids* **19**, 338 (1961).
- 62EFI Efimenko, J., Ph.D. dissertation, Indiana University, 1962.
- 63WIC/BLO Wicks, C. E., and Block, F. E., *Thermodynamic Properties of 65 Elements—Their Oxides, Halides, Carbides, and Nitrides*, Bull. No. 605, U.S. Bureau of Mines, 1963.
- 67ANT/WAR Antill, J. E., and Warburton, J. B., *J. Electrochem. Soc.* **114**, 1215 (1967).
- 67BLA Blaszkiewicz, G., *Z. Chem.* **7**, 245 (1967).
- 68CAM/ROE Campbell, F. E., and Roeder, P., *Am. Mineral.* **53**, 257 (1968).
- 68CHA/FLE Charette, G. G., and Flengas, S. N., *J. Electrochem. Soc.* **115**, 796, (1968).
- 68KOD/KUS Kodera, K., Kusunoki, I., and Shimizu, S., *Bull. Chem. Soc. Jpn.* **41**, 1039 (1968).
- 70HUE/SAT Huebner, J. S., and Sato, M., *Am. Mineral.* **55**, 934 (1970).
- 70NAV/MUA Navrotsky, A., and Muan, A., *J. Inorg. Nucl. Chem.* **32**, 3471 (1970).
- 71BAB/TIK Babushkin, V. N., and Tikhonov, A. I., *Izvest. Vysshikh Ucheb. Zavedenii. Tsvet. Met.* **14**, 39 (1971).
- 71MAR/MAT Marchidan, D. I., and Matei, S., *Rev. Roum. Chem.* **16**, 1053 (1971).
- 72KLI/STE Klinedinst, K. A., and Stevenson, D. A., *J. Chem. Thermodyn.* **4**, 565 (1972).
- 73RAU/GUE Rau, H., and Guedes de Carvalho, J. F. R., *J. Chem. Thermodyn.* **5**, 387 (1973).
- 74WHI White, H. W., *J. Chem. Phys.* **61**, 4907 (1974).
- 75MOS/FIT Moser, Z., Fitzner, K., and Zakulski, W., *Bull. Acad. Pol. Sci. Ser. Sci. Technol.* **23**, 243 (1975).
- 76BER Berglund, S., *Ber. Bunsenges. Phys. Chem.* **80**, 862 (1976).
- 76COY/TOM Coy, R. A., Tompson, C. W., and Gürmen, E., *Solid State Commun.* **18**, 845 (1976).
- 76ROG Rog, G., *Zesz. Nauk. Akad. Gorn.-Hutn., Cracow, Ceram.* **32**, 7 (1976).
- 77KEM/KAT Kemori, N., Katayama, I., and Kozuka, Z., *Nippon Kinzoku Gakkaishi* **41**, 803 (1977).
- 77SHA/WU Shaiu, B. J., Wu, P. C. S., and Chiotti, P., *J. Nucl. Mater.* **67**, 13 (1977).
- 78IWA/FUJ Iwase, M., Fujimura, K., and Mori, T., *Trans. Jpn. Inst. Met.* **19**, 377 (1978).
- 79DUB/NAU DuBose, J. B., and Naugle, D. G., *J. Chem. Phys.* **70**, 4232 (1979).
- 79KEM/KAT Kemori, N., Katayama, I., and Kozuka, Z., *J. Chem. Thermodyn.* **11**, 215 (1979).
- 80TRA/BRU Tran, T., and Brungs, M. P., *Phys. Chem. Glasses* **21**, 184 (1980).
- 80TRE/LEB Tremaine, P. R., and LeBlanc, J. C., *J. Chem. Thermodyn.* **12**, 521 (1980).
- 80VOL/NEU Volkov, A. N., and Neumin, A. D., *Zavod. Lab.* **46**, 916 (1980).
- 83LEV/NAR Levitskii, V. A., Narchuk, P. B., Kovba, M. L., and Skolis, Yu. Ya., *Zh. Fiz. Khim.* **57**, 16 (1983).
- 84COM/PRA Comert, H., and Pratt, J. N., *J. Chem. Thermodyn.* **16**, 1145 (1984).
- 84RAY/PET Ray, D. K., Petot-Ervas, G., Farhi, R., and Petot, C., *Solid State Commun.* **52**, 207 (1984).
- 86HOL/ONE Holmes, R. D., O'Neill, H. St. C., and Arculus, R. J., *Geochim. Cosmochim. Acta* **50**, 2439 (1986).
- 87ONE O'Neill, H. St. C., *Am. Mineral.* **72**, 280 (1987).
- 93DIN/MAT Dinov, K., Matsuura, C., Hiroishi, D., and Ishigure, K., *Nucl. Sci. Eng.* **113**, 207 (1993).
- 93PRA/BIE Prasad, R., Bienzle, M., and Sommer, F., *J. Alloys Compd.* **200**, 69 (1993).
- 93ONE O'Neill, H. St. C., *Contrib. Mineral. Petrol.* **114**, 296 (1993).

## 5. NiOH<sup>+</sup>(aq)

### A. Selected Values, NBS Tables

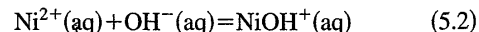
The Gibbs energy of formation for NiOH<sup>+</sup>(aq) was calculated by averaging results from five hydrolysis studies; these follow.

56CUT/KSA measured the pH of NiClO<sub>4</sub>(aq) solutions with NaOH added to obtain a "1 μ" (unit ionic strength) solution. They obtained  $K = 1.15 \times 10^{-9}$  for




by using Debye-Hückel theory for extrapolation to infinite dilution of nickel. This value led to  $\Delta_f G_m^\circ = 51.0 \text{ kJ} \cdot \text{mol}^{-1}$  (12.2 kcal·mol<sup>-1</sup>). Subsequent combination with the Gibbs energies of formation of Ni<sup>2+</sup>(aq) and H<sub>2</sub>O(l); -45.6 kJ·mol<sup>-1</sup> (-10.9 kcal·mol<sup>-1</sup>) and -237.178 kJ·mol<sup>-1</sup> (-56.687 kcal·mol<sup>-1</sup>), respectively, led to  $\Delta_f G_m^\circ [\text{NiOH}^+(\text{aq})] = -231.7 \text{ kJ} \cdot \text{mol}^{-1}$  (-55.4 kcal·mol<sup>-1</sup>).

53SCH/POL titrated nickel solutions with hydroxide and obtained  $K = 10^5$  for the reaction



for 298.15 K which was used to calculate  $\Delta_f G_m^\circ = -28.4 \text{ kJ} \cdot \text{mol}^{-1}$  (-6.8 kcal·mol<sup>-1</sup>). Combination of this value with the Gibbs energies of formation of Ni<sup>2+</sup>(aq) (given above) and OH<sup>-</sup>(aq), -157.293 kJ·mol<sup>-1</sup> (-37.594 kcal·mol<sup>-1</sup>), gave  $\Delta_f G_m^\circ [\text{NiOH}^+(\text{aq})] = -231.4 \text{ kJ} \cdot \text{mol}^{-1}$  (-55.3 kcal·mol<sup>-1</sup>).

63BOL/JAU determined  $K = 1.74 \times 10^{-10}$  at 298.15 K for the reaction of Eq. (5.1) by means of a potentiometric titration at constant ionic strength in NaClO<sub>4</sub>(aq) solutions and for temperatures from 298.15 to 323.15 K. The 298.15 K





equilibrium constant gave  $\Delta_f G_m^\circ = 55.7 \text{ kJ}\cdot\text{mol}^{-1}$  (13.3 kcal·mol<sup>-1</sup>) and  $\Delta_f G_m^\circ[\text{NiOH}^+(\text{aq})] = -227.1 \text{ kJ}\cdot\text{mol}^{-1}$  (-54.3 kcal·mol<sup>-1</sup>).

64PER used potentiometric titration of nickel in potassium nitrate solutions with ionic strengths ranging from  $1.6 \times 10^{-6}$  to  $4.30 \times 10^{-5} \text{ mol}\cdot\text{m}^{-3}$  for temperatures from 288.15 to 315.15 K. The equilibrium constant he determined for the reaction of Eq. (5.1) was  $1.38 \times 10^{-10}$ . The 298.15 K value of  $K$  was used to calculate  $\Delta_f G_m^\circ = 56.5 \text{ kJ}\cdot\text{mol}^{-1}$  (13.5 kcal·mol<sup>-1</sup>) and  $\Delta_f G_m^\circ[\text{NiOH}^+(\text{aq})] = -226.3 \text{ kJ}\cdot\text{mol}^{-1}$  (-54.1 kcal·mol<sup>-1</sup>).

52GAY/WOO measured the pH of nickel chloride solutions at 298.15 K. They obtained an equilibrium constant of  $2.3 \times 10^{-11}$  for the reaction of Eq. (5.1). This value of  $K$  yielded  $\Delta_f G_m^\circ = 60.7 \text{ kJ}\cdot\text{mol}^{-1}$  (14.5 kcal·mol<sup>-1</sup>) and  $\Delta_f G_m^\circ[\text{NiOH}^+(\text{aq})] = -222.2 \text{ kJ}\cdot\text{mol}^{-1}$  (-53.1 kcal·mol<sup>-1</sup>).

The average of these five values was taken to obtain the tabulated Gibbs energy of formation value,  $\Delta_f G_m^\circ[\text{NiOH}^+(\text{aq})] = -227.6 \text{ kJ}\cdot\text{mol}^{-1}$  (-54.4 kcal·mol<sup>-1</sup>).

The temperature dependence of the reaction of Eq. (5.1) from 64PER was used to determine  $\Delta_f H_m^\circ = 51.8 \text{ kJ}\cdot\text{mol}^{-1}$  (12.4 kcal·mol<sup>-1</sup>). This was combined with  $\Delta_f H_m^\circ[\text{Ni}^{2+}(\text{aq})] = -54.0 \text{ kJ}\cdot\text{mol}^{-1}$  (-12.9 kcal·mol<sup>-1</sup>) and  $\Delta_f H_m^\circ[\text{H}_2\text{O}(\text{l})] = -285.830 \text{ kJ}\cdot\text{mol}^{-1}$  (-68.315 kcal·mol<sup>-1</sup>) to give  $\Delta_f H_m^\circ[\text{NiOH}^+(\text{aq})] = -287.9 \text{ kJ}\cdot\text{mol}^{-1}$  (-68.8 kcal·mol<sup>-1</sup>).

The entropy,  $S_m^\circ[\text{NiOH}^+(\text{aq})]$ , was calculated from  $S_m^\circ[\text{NiOH}^+(\text{aq})] = -(\Delta_f G_m^\circ - \Delta_f H_m^\circ)/(298.15 \text{ K}) + S_m^\circ(\text{Ni}) + 1/2\{S_m^\circ[\text{H}_2(\text{g})] + S_m^\circ[\text{O}_2(\text{g})]\} - 1/2S_m^\circ[\text{H}_2(\text{g})]$  and resulted in  $S_m^\circ[\text{NiOH}^+(\text{aq})] = -71 \text{ J}\cdot\text{K}^{-1}\cdot\text{mol}^{-1}$  (-17 cal·K<sup>-1</sup>·mol<sup>-1</sup>).

### B. Comments

The NBS Tables staff used the temperature dependence of the equilibrium constant for the reaction of Eq. (5.1) from 64PER to calculate the standard-state enthalpy change of reaction (5.1). But 64PER was not the only study to report the temperature dependence of that reaction, for example, 63BOL/JAU determined  $-\log K = (1692 \text{ K})/T + 4.09$  for the reaction in Eq. (5.1) determined from 298.15 to 323.15 K. The temperature dependence of the equilibrium constant given by 63BOL/JAU was not noted on the NBS Tables notes. The 63BOL/JAU value for  $\Delta_f H_m^\circ$ , 32 kJ·mol<sup>-1</sup>, independent of temperature, was significantly different than the 64PER value  $\Delta_f H_m^\circ = 52 \text{ kJ}\cdot\text{mol}^{-1}$ , which had a significant dependence on temperature. These two values imply a minimum uncertainty of the enthalpy of formation of  $\pm 20 \text{ kJ}\cdot\text{mol}^{-1}$ . No indication was given in the notes why the 64PER value was superior to that given by 63BOL/JAU. In both cases, the equilibrium constants used above were not truly thermodynamic equilibrium constants; no activity coefficients of the various species in the background electrolytes had been used in the calculations.

The values averaged for the Gibbs energy of formation

corresponded to a variation of an order of magnitude in the equilibrium constant for the reaction of Eq. (5.1). (There are some round-off effects in the calculations described above, however, they are trivial compared to the uncertainty that one estimates from the spread of the values.) Combination of a minimum uncertainty of 4 kJ·mol<sup>-1</sup> for the Gibbs energy of formation and 20 kJ·mol<sup>-1</sup> for the enthalpy of formation results in a minimum uncertainty in the entropy of  $\text{NiOH}^+(\text{aq})$  of  $\pm 80 \text{ J}\cdot\text{K}^{-1}\cdot\text{mol}^{-1}$ .

### C. Auxiliary Values Required for Data Pathway

$$\Delta_f G_m^\circ[\text{OH}^-(\text{aq})],$$

$$\Delta_f G_m^\circ[\text{Ni}^{2+}(\text{aq})],$$

$$\Delta_f G_m^\circ[\text{H}_2\text{O}(\text{l})],$$

$$\Delta_f H_m^\circ[\text{H}_2\text{O}(\text{l})],$$

$$\Delta_f H_m^\circ[\text{Ni}^{2+}(\text{aq})],$$

$$S_m^\circ[\text{Ni}(\text{cr})],$$

$$S_m^\circ[\text{O}_2(\text{g})],$$

$$S_m^\circ[\text{H}_2(\text{g})].$$

### D. Other Thermodynamic Measurements Considered

None.

### E. More Recent Determinations of the Thermodynamic Properties of $\text{NiOH}^+(\text{aq})$

52GAY/WOO measured the pH of solutions of aqueous solutions of  $\text{NiCl}_2$  at 298.15 K. An average of six values for the equilibrium constant for the reaction of Eq. (5.1) gave  $K = (2.2 \pm 0.6) \times 10^{-11}$ .

59ACH measured the hydrolysis of  $\text{Ni}(\text{NO}_3)_2$  in  $\text{KClO}_4(\text{aq})$  or  $\text{K}_2\text{SO}_4(\text{aq})$  as functions of pH and ionic strength. They obtained  $K = 2.3 \times 10^{-11}$  for the reaction of Eq. (5.1).

97MAT/RAI measured the solubility of nickel hydroxide in aqueous solutions with  $1 \times 10^{-5} \text{ mol}\cdot\text{m}^{-3}$  sodium perchlorate and pH's ranging from 7 to 14. Solutions were aged from 3–90 days. The measurements were represented by a model that incorporated speciation. They determined the log  $K$  to be  $5.65 \pm 0.1$  for the reaction of Eq. (5.2).

### F. Bibliography

- 52GAY/WOO Gayer, K. H., and Woontner, L., *J. Am. Chem. Soc.* **74**, 1436 (1952).  
 53SCH/POL Schwab, S. M., and Polydovopoulos, K., *Z. Anorg. Allgem. Chem.* **274**, 234 (1953).  
 56CUT/KSA Cuta, F., Ksandr, Z., and Hejtmanek, M., *Chem. Listy* **50**, 1064, (1956).  
 59ACH Achenza, J., *Ann. Chim. (Rome)* **49**, 624 (1959).  
 63BOL/JAU Bolzan, J. A., Jauregui, E. A., and Arvia, A., *J. Electrochim. Acta* **8**, 841 (1963).

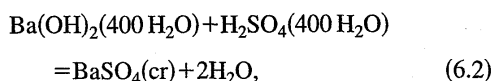
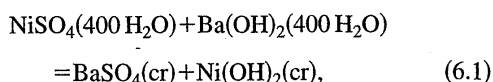


64PER Perrin, D. D., *J. Chem. Soc.* 3644 (1964).  
 97MAT/RAI Mattigood, S. V., Rai, D., Felmy, A. R., and Rao, L., *J. Solution Chem.* **26**, 391 (1997).

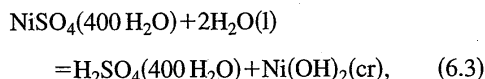
## 6. Ni(OH)<sub>2</sub>(cr)

### A. Selected Values, NBS Tables

1882THO determined the enthalpy changes for the reactions,

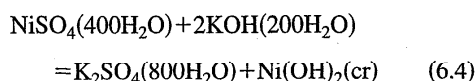


for  $T = 291.15$  K. The two enthalpies of reaction,  $-44.48$   $\text{kJ}\cdot\text{mol}^{-1}$  ( $-10.63$   $\text{kcal}\cdot\text{mol}^{-1}$ ) and  $-154.39$   $\text{kJ}\cdot\text{mol}^{-1}$  ( $-36.90$   $\text{kcal}\cdot\text{mol}^{-1}$ ), respectively, were combined to give the enthalpy change of the reaction



with  $\Delta_f H_m^\circ = 109.91$   $\text{kJ}\cdot\text{mol}^{-1}$  ( $26.27$   $\text{kcal}\cdot\text{mol}^{-1}$ ) for  $291.15$  K. The heat capacity of the reaction was assumed to be  $83.6$   $\text{J}\cdot\text{K}^{-1}\cdot\text{mol}^{-1}$  ( $20$   $\text{cal}\cdot\text{K}^{-1}\cdot\text{mol}^{-1}$ ) in order to calculate the  $298.15$  K enthalpy of reaction,  $110.50$   $\text{kJ}\cdot\text{mol}^{-1}$  ( $26.41$   $\text{kcal}\cdot\text{mol}^{-1}$ ). This enthalpy of reaction was combined with the enthalpies of formation of  $\text{NiSO}_4(400\text{H}_2\text{O})$ ,  $\text{H}_2\text{O}(\text{l})$ , and  $\text{H}_2\text{SO}_4(400\text{H}_2\text{O})$ ,  $-958.797$   $\text{kJ}\cdot\text{mol}^{-1}$  ( $-229.158$   $\text{kcal}\cdot\text{mol}^{-1}$ ),  $-285.830$   $\text{kJ}\cdot\text{mol}^{-1}$  ( $-68.315$   $\text{kcal}\cdot\text{mol}^{-1}$ ), and  $-889.974$   $\text{kJ}\cdot\text{mol}^{-1}$  ( $-212.709$   $\text{kcal}\cdot\text{mol}^{-1}$ ), respectively, to obtain  $\Delta_f H_m^\circ[\text{Ni}(\text{OH})_2(\text{cr})] = -529.99$   $\text{kJ}\cdot\text{mol}^{-1}$  ( $-126.67$   $\text{kcal}\cdot\text{mol}^{-1}$ ).

1882THO also measured the enthalpy of the reaction



at  $291.15$  K as  $-22.30$   $\text{kJ}\cdot\text{mol}^{-1}$  ( $-5.33$   $\text{kcal}\cdot\text{mol}^{-1}$ ). The NBS Tables staff assumed a value for the heat capacity of the reaction,  $313.8$   $\text{J}\cdot\text{K}^{-1}\cdot\text{mol}^{-1}$  ( $75$   $\text{cal}\cdot\text{K}^{-1}\cdot\text{mol}^{-1}$ ) and then calculated the enthalpy of the reaction to be  $-20.08$   $\text{kJ}\cdot\text{mol}^{-1}$  ( $-4.80$   $\text{kcal}\cdot\text{mol}^{-1}$ ) for  $298.15$  K. Combination of this enthalpy of reaction with the enthalpies of formation of  $\text{K}_2\text{SO}_4(800\text{H}_2\text{O})$ ,  $-1413.23$   $\text{kJ}\cdot\text{mol}^{-1}$  ( $-337.77$   $\text{kcal}\cdot\text{mol}^{-1}$ ),  $\text{KOH}(200\text{H}_2\text{O})$ ,  $-481.742$   $\text{kJ}\cdot\text{mol}^{-1}$  ( $-115.139$   $\text{kcal}\cdot\text{mol}^{-1}$ ), and  $\text{NiSO}_4(400\text{H}_2\text{O})$ ,  $-958.797$   $\text{kJ}\cdot\text{mol}^{-1}$  ( $-229.158$   $\text{kcal}\cdot\text{mol}^{-1}$ ) gave  $\Delta_f H_m^\circ[\text{Ni}(\text{OH})_2(\text{cr})] = -529.15$   $\text{kJ}\cdot\text{mol}^{-1}$  ( $-126.47$   $\text{kcal}\cdot\text{mol}^{-1}$ ).

The NBS Tables staff chose  $\Delta_f H_m^\circ[\text{Ni}(\text{OH})_2(\text{cr})] = -529.7$   $\text{kJ}\cdot\text{mol}^{-1}$  ( $-126.6$   $\text{kcal}\cdot\text{mol}^{-1}$ ), a value intermediate between the two above.

Two values of the solubility product for  $\text{Ni}(\text{OH})_2(\text{cr})$  were indicated as having been chosen from three values tabulated in 64SIL/MAR. The two chosen were  $\log K = -15.21$  and  $-15.5$ . These two values were used to calculate the Gibbs

energies of reaction of  $86.78$   $\text{kJ}\cdot\text{mol}^{-1}$  ( $20.74$   $\text{kcal}\cdot\text{mol}^{-1}$ ) and  $88.45$   $\text{kJ}\cdot\text{mol}^{-1}$  ( $21.14$   $\text{kcal}\cdot\text{mol}^{-1}$ ), which were then averaged to obtain  $87.6$   $\text{kJ}\cdot\text{mol}^{-1}$  ( $20.94$   $\text{kcal}\cdot\text{mol}^{-1}$ ). This value, when combined with  $\Delta_f G_m^\circ$  values for the aqueous nickel ion,  $-45.6$   $\text{kJ}\cdot\text{mol}^{-1}$  ( $-10.9$   $\text{kcal}\cdot\text{mol}^{-1}$ ), and the aqueous hydroxide ion,  $-157.293$   $\text{kJ}\cdot\text{mol}^{-1}$  ( $-37.594$   $\text{kcal}\cdot\text{mol}^{-1}$ ), resulted in  $\Delta_f G_m^\circ = -447.7$   $\text{kJ}\cdot\text{mol}^{-1}$  ( $-107.0$   $\text{kcal}\cdot\text{mol}^{-1}$ ). The value tabulated was  $\Delta_f G_m^\circ = -447.3$   $\text{kJ}\cdot\text{mol}^{-1}$  ( $-106.9$   $\text{kcal}\cdot\text{mol}^{-1}$ ); the reason for this change was not discernible from the notes.

Combination of  $\Delta_f G_m^\circ$  and  $\Delta_f H_m^\circ$  gave  $\Delta_f S_m^\circ = -275.06$   $\text{J}\cdot\text{K}^{-1}\cdot\text{mol}^{-1}$  ( $-65.74$   $\text{cal}\cdot\text{K}^{-1}\cdot\text{mol}^{-1}$ ), which, in turn, resulted in  $S_m^\circ[\text{Ni}(\text{OH})_2(\text{cr})] = 90.4$   $\text{J}\cdot\text{K}^{-1}\cdot\text{mol}^{-1}$  ( $21.6$   $\text{cal}\cdot\text{K}^{-1}\cdot\text{mol}^{-1}$ ) which was then changed to  $S_m^\circ[\text{Ni}(\text{OH})_2(\text{cr})] = 88$   $\text{J}\cdot\text{K}^{-1}\cdot\text{mol}^{-1}$  ( $21$   $\text{cal}\cdot\text{K}^{-1}\cdot\text{mol}^{-1}$ ); the reason for this change was also not discernible from the notes.

### B. Comments

The heat capacity that was assumed for the reaction of Eq. (6.3) was significantly smaller than expected. An estimate of  $\Delta_r C_{p,m}$  can be obtained from estimates of  $90$   $\text{J}\cdot\text{K}^{-1}\cdot\text{mol}^{-1}$  for  $\text{Ni}(\text{OH})_2(\text{cr})$ ,  $-175$   $\text{J}\cdot\text{K}^{-1}\cdot\text{mol}^{-1}$  for  $\text{NiSO}_4(400\text{H}_2\text{O})$ ,  $50$   $\text{J}\cdot\text{K}^{-1}\cdot\text{mol}^{-1}$  for  $\text{H}_2\text{SO}_4(400\text{H}_2\text{O})$ , and  $-75.3$   $\text{J}\cdot\text{K}^{-1}\cdot\text{mol}^{-1}$  for  $\text{H}_2\text{O}(\text{l})$ . Combination of these values results in  $\Delta_r C_{p,m} = 164$   $\text{J}\cdot\text{K}^{-1}\cdot\text{mol}^{-1}$ , or about twice the value used for the calculation described in Sec. A. Using this estimate of the heat capacity of the reaction ( $164$   $\text{J}\cdot\text{K}^{-1}\cdot\text{mol}^{-1}$ ), the resultant  $\Delta_f H_m^\circ[\text{Ni}(\text{OH})_2(\text{cr})]$  is  $-529.42$   $\text{kJ}\cdot\text{mol}^{-1}$ , or  $570$   $\text{J}\cdot\text{mol}^{-1}$  different.

For the reaction of Eq. (6.4), the enthalpy of formation used for  $\text{K}_2\text{SO}_4(800\text{H}_2\text{O})$  namely,  $-1413.23$   $\text{kJ}\cdot\text{mol}^{-1}$  ( $-337.77$   $\text{kcal}\cdot\text{mol}^{-1}$ ), did not match the value given in NBS 270-8. The difference was due most likely to a transcription error, the tabulated value being  $-337.707$  rather than  $-337.77$   $\text{kcal}\cdot\text{mol}^{-1}$ . Also, a better value of the heat capacity of the reaction is  $267$   $\text{J}\cdot\text{K}^{-1}\cdot\text{mol}^{-1}$  obtained from the estimates for  $\text{Ni}(\text{OH})_2(\text{cr})$  and  $\text{NiSO}_4(400\text{H}_2\text{O})$ , given in the previous paragraph, and values of  $-106$   $\text{J}\cdot\text{K}^{-1}\cdot\text{mol}^{-1}$  for  $\text{KOH}(200\text{H}_2\text{O})$  and  $-210$   $\text{J}\cdot\text{K}^{-1}\cdot\text{mol}^{-1}$  for  $\text{K}_2\text{SO}_4(800\text{H}_2\text{O})$ . Taking these two changes into account gives  $\Delta_f H_m^\circ[\text{Ni}(\text{OH})_2(\text{cr})] = -529.74$   $\text{kJ}\cdot\text{mol}^{-1}$ . The two enthalpies of formation corresponding to measurements of reactions (6.1)–(6.4) calculated in this section disagree by only  $330$   $\text{J}\cdot\text{mol}^{-1}$  ( $79$   $\text{cal}\cdot\text{mol}^{-1}$ ) compared to a difference of  $840$   $\text{J}\cdot\text{mol}^{-1}$  calculated in Sec. A, a significant improvement. The remaining difference, namely,  $300$   $\text{J}\cdot\text{mol}^{-1}$ , is small compared to the uncertainty expected from mathematical combination of three different measurements from Thomsen (1882THO) and the auxiliary values required for the calculation.

### C. Auxiliary Values Required for Data Pathway

$$S_m^\circ[\text{O}_2(\text{g})],$$

$$S_m^\circ[\text{H}_2(\text{g})],$$



$$S_m^\circ[\text{Ni}(\text{cr})],$$

$$\Delta_f G_m^\circ[\text{Ni}^{2+}(\text{aq})],$$

$$\Delta_f G_m^\circ[\text{OH}^-(\text{aq})],$$

$$\Delta_f H_m^\circ[\text{H}_2\text{O}(\text{l})],$$

$$\Delta_f H_m^\circ[\text{KOH}(200 \text{H}_2\text{O})],$$

$$\Delta_f H_m^\circ[\text{K}_2\text{SO}_4(800 \text{H}_2\text{O})],$$

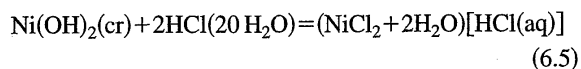
$$\Delta_f H_m^\circ[\text{H}_2\text{SO}_4(400 \text{H}_2\text{O})],$$

$$\Delta_f H_m^\circ[\text{NiSO}_4(400 \text{H}_2\text{O})].$$

#### D. Other Thermodynamic Measurements Considered

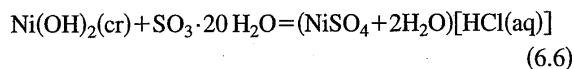
Another value was tabulated in 64SIL/MAR for the solubility product. This value,  $\log K = -17.19$  was considered unacceptable because it led to an entropy of  $125 \text{ J}\cdot\text{K}^{-1}\cdot\text{mol}^{-1}$  for  $\text{Ni}(\text{OH})_2(\text{cr})$ . This value of  $\log K$  was from 49GAY/GAR. Values of pH determined by 49GAY/GAR possess a systematic error, as has been noted in 56JEN/PRA and 97MAT/RAI. The solubility measurements given in 49GAY/GAR are in very good accord with those in 97MAT/RAI.

29GIO/MAT measured the enthalpy of dissolution of  $\text{Ni}(\text{OH})_2(\text{cr})$  in hydrochloric acid and obtained  $-20.65 \text{ kcal}\cdot\text{mol}^{-1}$  (average of two measurements) for the reaction



at 299.15 K. The NBS Tables staff combined this enthalpy of reaction with  $\Delta_f H_m^\circ$  values for  $\text{H}_2\text{O}(\text{l})$ ,  $-285.830 \text{ kJ}\cdot\text{mol}^{-1}$ ,  $\text{HCl}(20 \text{H}_2\text{O})$ ,  $-163.845 \text{ kJ}\cdot\text{mol}^{-1}$ , and  $\text{NiCl}_2(20 \text{H}_2\text{O})$ ,  $-376.14 \text{ kJ}\cdot\text{mol}^{-1}$  to obtain  $\Delta_f H_m^\circ[\text{Ni}(\text{OH})_2(\text{cr})] = -533.71 \text{ kJ}\cdot\text{mol}^{-1}$ . (Author's note: The composition of the final mixture was 78.9 moles  $\text{H}_2\text{O}$ , 3.7 moles  $\text{HCl}$ , and 0.1 moles  $\text{Ni}$ . Therefore, the enthalpy of formation value used in the calculation, which was for a composition ratio of 1 mole  $\text{Ni}$  to 20 moles  $\text{H}_2\text{O}$ , was not representative of the final state of the reaction.)

29GIO/MAT measured the enthalpy of the reaction



as  $-92.74 \text{ kJ}\cdot\text{mol}^{-1}$  at 301.15 K. The NBS Tables staff assumed the heat capacity of the reaction to be zero. They used  $\Delta_f H_m^\circ$  values for  $\text{H}_2\text{O}(\text{l})$ ,  $-285.830 \text{ kJ}\cdot\text{mol}^{-1}$ ,  $\text{H}_2\text{SO}_4(20 \text{H}_2\text{O})$ ,  $-884.92 \text{ kJ}\cdot\text{mol}^{-1}$ , and  $\text{NiSO}_4(?)$ ,  $-958.1 \text{ kJ}\cdot\text{mol}^{-1}$  to obtain  $\Delta_f H_m^\circ[\text{Ni}(\text{OH})_2(\text{cr})] = -548.10 \text{ kJ}\cdot\text{mol}^{-1}$ . (Author's note: The composition of the final mixture was 78.9 moles  $\text{H}_2\text{O}$ , 3.7 moles  $\text{H}_2\text{SO}_4$ , and 0.1 moles  $\text{Ni}$ . The source of the value  $\Delta_f H_m^\circ = -958.1 \text{ kJ}\cdot\text{mol}^{-1}$  for  $\text{NiSO}_4$  in the final state is unknown.)

#### E. More Recent Determinations of the Thermodynamic Properties of $\text{Ni}(\text{OH})_2(\text{cr})$

42NÄS measured the solubility of  $\text{Ni}(\text{OH})_2$  in  $0.002\text{--}2 \text{ mol}\cdot\text{kg}^{-1} \text{ KCl}(\text{aq})$ .

56JEN/PRA measured the solubility of nickel hydroxide for pH's from 6.8 to 7.1 with pH controlled with  $\text{HCl}(\text{aq})$ . They obtained  $K_{\text{sp}} = (1.8 \pm 0.6) \times 10^{-16}$ . They also measured the solubility in a sodium acetate+acetic acid buffer and obtained  $K_{\text{sp}} = 1 \times 10^{-16}$ .

67BLA measured the solubility of  $\text{Ni}(\text{OH})_2(\text{cr})$  in water at 293.15 K. Methods for controlling pH and  $\text{CO}_2$  content were not described. He reported a solubility of  $1.38 \times 10^{-3} \text{ g Ni}(\text{OH})_2/\ell$  of solution.

In a short communication, 68SOR/KOS stated that they had measured the heat capacity from 1.5 to 300 K of samples of  $\text{Ni}(\text{OH})_2(\text{cr})$  with different particle sizes. They did not give the measured values and said that detailed results and discussions will be published in due course. The subsequent publication appears to be 69SOR/KOS, in which heat capacity values of  $\text{Ni}(\text{OH})_2(\text{cr})$  were reported.

69CHU/DOR determined the solubility product,  $K_{\text{sp}}$ , of  $\text{Ni}(\text{OH})_2$  by coprecipitation with  $\text{Mg}(\text{OH})_2$ . They reported  $K_{\text{sp}} = 4.38 \times 10^{-15}$ .

73NOV/COS measured the solubility of  $\text{Ni}(\text{OH})_2$  in 0.55 M  $\text{NaCl}(\text{aq})$  at 298.15 K. The concentration of nickel ranged from  $0.2$  to  $5 \times 10^{-6} \text{ M}$  and the pH ranged from 2 to 8. They reported  $K_{\text{sp}} = 6.31 \times 10^{-16}$ .

78ENO/TSU measured the heat capacity of  $\text{Ni}(\text{OH})_2$  crystals from 4.2 to 35 K. They presented their measurements graphically. They reported a temperature of the magnetic transition that was approximately 1 K different than that reported by 69SOR/KOS.

80CHI/SAB measured the solubility of  $\text{Ni}(\text{OH})_2$  in water from 298.15 to 313.15 K. Neither the measured concentrations of nickel nor the pH were given, only the solubility products were given, and they appear to be erroneous (discordant with all other values) e.g.,  $K_{\text{sp}}$  for 298.15 K given as  $1.5 \times 10^{-12}$ .

96POU/DRE measured the solubility of nickel hydroxide in aqueous solutions of  $\text{NaNO}_3$ . Solutions were aged 70 days and speciation was calculated using thermodynamic information from the MINTEQA2 database. The value they determined for  $pK_{\text{sp}}$  was 15.9 at 295.15 K.

97MAT/RAI also measured the solubility of nickel hydroxide in aqueous solutions with 0.01 M sodium perchlorate and with pH's ranging from 7 to 14. Solutions were aged from 3 to 90 days. The measurements were represented by a model that incorporated speciation. They determined  $pK_{\text{sp}}$  to be  $16.1 \pm 0.1$ . 97MAT/RAI also showed that their value of  $K_{\text{sp}}$  and nonideality model were in agreement with measured solubilities from 42NÄS, 56JEN/PRA, and 49GAY/GAR, the latter after correcting for pH measurement errors.

#### F. Bibliography

1882THO Thomsen J., Thermochemische Untersuchungen (Barth, Leipzig, 1882–1886).



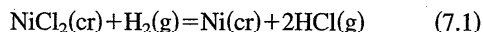
- 29GIO/MAT Giordani, F., and Mattias, E., *Rend. Accad. Sci. (Fis. Mater.) Naples* **35**, 172 (1929).
- 42NAS Näsänen, R., *Ann. Acad. Sci. Fenn.* **A2**, 59 (1942).
- 49GAY/GAR Gayer, K. H., and Garrett, A. B., *J. Am. Chem. Soc.* **71**, 2973 (1949).
- 56JEN/PRA Jena, P. K., and Prasad, P., *J. Ind. Chem. Soc.* **33**, 122 (1956).
- 64SIL/MAR Sillen, L. G., and Martell, A. E., *Stability Constants of Metal-Ion Complexes* (The Chemical Society, London, 1964).
- 67BLA Blaszkiewicz, G., *Z. Chem.* **7**, 245 (1967).
- 68SOR/KOS Sorai, M., Kosaki, A., Suga, H., and Seki, S., *Bull. Chem. Soc. Jpn.* **41**, 536 (1968).
- 69CHU/DOR Chuiko, V. T., and Doroshkov, V. Ya., *Izvest. Vysshikh Ucheb. Zavedenii. Khim. Khim. Tekhnol.* **12**, 360 (1969).
- 69SOR/KOS Sorai, M., Kosaki, A., Suga, H., and Seki, S., *J. Chem. Thermodyn.* **1**, 119 (1969).
- 73NOV/COS Novak-Adamic, D. M., Cosovic, B., Bilinski, H., and Branica, M., *J. Inorg. Nucl. Chem.* **35**, 2371 (1973).
- 78ENO/TSU Enoki, T., and Tsujikawa, I., *J. Phys. Soc. Jpn.* **45**, 1515 (1978).
- 80CHI/SAB Chickerur, N. S., Sabat, B. B., and Mahapatra, P. P., *Thermochim. Acta* **41**, 375 (1980).
- 96POU/DRE Poulson, S. R., and Drever, J. I., *Talanta* **43**, 1975 (1996).
- 97MAT/RAI Mattigood, S. V., Rai, D., Felmy, A. R., and Rao, L., *J. Solution Chem.* **26**, 391 (1997).

## 7. NiCl<sub>2</sub>(cr)

### A. Selected Values, NBS Tables

The entropy, heat capacity, and enthalpy relative to 0 K were taken from 52BUS/GIA, who measured the heat capacity from 14 to 336 K;  $S_m^\circ = 97.65 \text{ J}\cdot\text{K}^{-1}\cdot\text{mol}^{-1}$ .

53BUS/GIA measured the equilibrium compositions of the gas phase for the reaction



for temperatures from 661.7 to 737.9 K. The measured compositions were combined with thermal data to give the 298.15 K  $\Delta_f H_m^\circ = 120.717 \text{ kJ}\cdot\text{mol}^{-1}$  (28.852 kcal·mol<sup>-1</sup>). This was combined with  $\Delta_f H_m^\circ[\text{HCl}(\text{g})] = -92.307 \text{ kJ}\cdot\text{mol}^{-1}$  (-22.062 kcal·mol<sup>-1</sup>) to obtain  $\Delta_f H_m^\circ[\text{NiCl}_2(\text{cr})] = -305.332 \text{ kJ}\cdot\text{mol}^{-1}$  (-72.976 kcal·mol<sup>-1</sup>).

Combination of the enthalpy of formation and the entropies of NiCl<sub>2</sub>(cr), Ni(cr), and Cl<sub>2</sub>(g) gave  $\Delta_f G_m^\circ = -259.065 \text{ kJ}\cdot\text{mol}^{-1}$  (-61.918 kcal·mol<sup>-1</sup>).

### B. Comments

None.

### C. Auxiliary Values Required for Data Pathway

$$\Delta_f H_m^\circ[\text{HCl}(\text{g})],$$

$$S_m^\circ[\text{Cl}_2(\text{g})],$$

$$S_m^\circ[\text{Ni}(\text{cr})].$$

### D. Other Thermodynamic Measurements Considered

37SAN measured gas phase compositions for the reaction of Eq. (7.1) for temperatures from 661 to 792 K. The 298.15 K  $\Delta_f H_m^\circ[\text{NiCl}_2(\text{cr})]$  obtained from their results was  $-307.482 \text{ kJ}\cdot\text{mol}^{-1}$ .

56SMI/TIK measured gas phase compositions for the reaction



for temperatures from 673 to 923 K. They gave the expression  $\log\{(p_{\text{Cl}_2})^2/p_{\text{O}_2}\} = -8750 \text{ K}/T + 8.32$ . The NBS Tables staff calculated  $\Delta_f H_m^\circ = 167.53 \text{ kJ}\cdot\text{mol}^{-1}$  for 525 K. The NBS Tables staff assumed  $\Delta_f C_{p,m} = -25 \text{ J}\cdot\text{K}^{-1}\cdot\text{mol}^{-1}$  and obtained  $\Delta_f H_m^\circ = 179.9 \text{ kJ}\cdot\text{mol}^{-1}$  for 298.15 K. This value, which is per mol of oxygen, was then combined with the enthalpy of formation of NiO(cr) to obtain  $\Delta_f H_m^\circ = -329.7 \text{ kJ}\cdot\text{mol}^{-1}$ .

54SHC/TOL measured compositions for the reaction of Eq. (7.1) for temperatures of 573–823 K. Their results for approaching equilibrium from either direction did not agree well. Values of  $\Delta_f H_m^\circ$  calculated from these measurements ranged from  $-304.4$  to  $-307.4 \text{ kJ}\cdot\text{mol}^{-1}$ , and one extremely small value was ignored.

### E. More Recent Determinations of the Thermodynamic Properties of NiCl<sub>2</sub>(cr)

68KOS/ZAR measured the heat capacity of NiCl<sub>2</sub>(cr) from 2 to about 50 K. The measured values were not given.

70EFI/KUD measured the enthalpy of solution of NiCl<sub>2</sub>(cr) in water at 298.15 K by means of an "isothermal jacket calorimeter." They reported an enthalpy of solution of  $(-83.3 \pm 0.4) \text{ kJ}\cdot\text{mol}^{-1}$  for a final composition of 0.0014–0.005 mol·kg<sup>-1</sup>.

75BAR/MAS measured the enthalpy of solution of NiCl<sub>2</sub>(cr) in 2 N HCl and obtained  $\Delta_f H = (-74.43 \pm 0.17) \text{ kJ}\cdot\text{mol}^{-1}$ .

75WEE/KOE measured the enthalpy of solution of NiCl<sub>2</sub>(cr) in 0.1 M HCl(aq) by means of an LKB calorimeter. They obtained  $\Delta_f H = (-76.82 \pm 0.42) \text{ kJ}\cdot\text{mol}^{-1}$  for the solution process. The final concentration of nickel in the solution, as nickel chloride, was 0.046 mol [NiCl<sub>2</sub>(aq)]·kg<sup>-1</sup>.

75KOS measured the heat capacity of NiCl<sub>2</sub>(cr) between 2 and 30 K.

76GEE/SHE measured the emf of cells of the type



\_\_\_\_\_

\_\_\_\_\_

\_\_\_\_\_

\_\_\_\_\_

\_\_\_\_\_



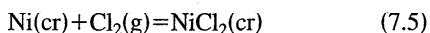
for temperatures from 530 to 800 K where the electrolyte was either  $\text{PbCl}_2$  or  $\text{BaCl}_2$ . The metals used in the cell opposite the nickel cell, M, were iron, manganese, chromium, or cobalt.

77KAS/SAK used gas analysis, a "thermanobalance," and x-ray analysis to determine compositions for the reaction



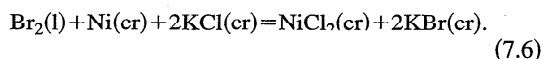
at temperatures from 298.15 to about 773 K at 0.101 325 MPa. 77KAS/SAK gave equilibrium constant values for 298.15 and 773 K of  $3.14 \times 10^{16}$  and  $4.3 \times 10^2$ , respectively. From the temperature dependence of the equilibrium constant,  $\Delta_r H^\circ = -128.78 \text{ kJ} \cdot \text{mol}^{-1}$  was determined.

84LAV/TIM measured the energy change for the reaction



for 298.15 K in a calorimetric bomb. They obtained  $\Delta U^\circ = (-302.30 \pm 0.16) \text{ kJ} \cdot \text{mol}^{-1}$  and  $\Delta_f H^\circ(\text{NiCl}_2) = (-304.78 \pm 0.16) \text{ kJ} \cdot \text{mol}^{-1}$ .

88EFI/EVD reported determination of the enthalpy of formation of  $\text{NiCl}_2(\text{cr})$  by a calorimetric pathway. They measured the enthalpies of mixing of  $\text{Br}_2(\text{l})$ ,  $\text{Ni}(\text{cr})$ , and  $\text{KCl}(\text{cr})$  into a calorimetric solution that had a composition of  $\text{KBr} \cdot 0.4 \text{ Br}_2 \cdot 0.12 \text{ HBr} \cdot 50.87 \text{ H}_2\text{O}$ . They also measured the enthalpies of mixing of  $\text{NiCl}_2(\text{cr})$  and  $\text{KBr}(\text{cr})$  into the calorimetric solution. They combined these enthalpies of mixing to obtain an enthalpy change for the reaction



They reported their enthalpy of reaction for Eq. (7.6) as  $\Delta_r H^\circ = (-218.38 \pm 0.36) \text{ kJ} \cdot \text{mol}^{-1}$ . They then combined that result with other selected enthalpy of formation values to obtain  $\Delta_f H^\circ(\text{NiCl}_2) = (-304.46 \pm 0.53) \text{ kJ} \cdot \text{mol}^{-1}$ .

95MAN/KOR reported having measured the enthalpy of solution of  $\text{NiCl}_2(\text{cr})$  into water and into aqueous solutions of other electrolytes. The measurements were performed with an isoperibol calorimeter with a claimed accuracy of  $\pm 0.6\%$ . The values for the enthalpy of solution into water were given only graphically.

### F. Bibliography

- 37SAN Sano, K., *J. Chem. Soc. Jpn.* **58**, 376 (1937).  
 52BUS/GIA Busey, R. H., and Giaugue, W. F., *J. Am. Chem. Soc.* **74**, 4443 (1952).  
 53BUS/GIA Busey, R. H., and Giaugue, W. F., *J. Am. Chem. Soc.* **75**, 1795 (1953).  
 54SHC/IOL Shchukarev, S. A., Tomacheva, T. A., and Onanskaya, M. A., *J. Gen. Chem. USSR* **24**, 2063 (1954).  
 56SMI/TIK Smirnov, V. I., and Tikhonov, A. L., *Izv. Akad. Nauk SSSR Otd. Tekh. Nauk* **9**, 48 (1956).  
 68KOS/ZAR Kostryukova, M. O., and Zarubina, O. A., *Zh. Eksp. Fiz. Pis'ma Red.* **7**, 16 (1968).  
 70EFI/KUD Efimov, A. I., and Kudryashova, Z. P., *Zh. Neorg. Khim.* **15**, 255 (1970).  
 75BAR/MAS Barvinok, M. S., Mashkov, L. V., and Obzova, L. A., *Zh. Neorg. Khim.* **20**, 429 (1975).

75KOS Kostryukova, M. O., *Sov. Phys. JETP* **69**, 941 (1975).

75WEE Weenk, J. W., Koekoek, F. R., and Broers, G. H. J., *J. Chem. Thermodyn.* **7**, 473 (1975).

76GEE/SHE Gee, R., and Shelton, R. A., *J. Trans.-Inst. Min. Metall., Sec. C* **85**, 208 (1976).

77KAS/SAK Kasaoka, S., Sakata, Y., and Shirata, M., *Nippon Kagaku Kaishi* 1728 (1977).

84LAV/TIM Lavut, E. G., Timofeyev, B. I., Yuldasheva, V. M., and Galchenko, G. L., *J. Chem. Thermodyn.* **16**, 519 (1984).

88EFI/EVD Efimov, M. E., Evdokimova, V. P., Medvedev, V. A., and Tsirel'nikov, V. I., *Zh. Fiz. Khim.* **62**, 1961 (1988).

95MAN/KOR Manin, N. G., and Korolov, V. P., *Zh. Neorg. Khim.* **40**, 1042 (1995).

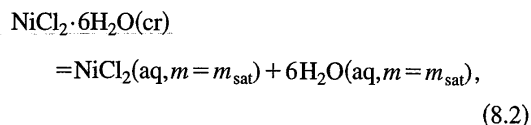
## 8. $\text{NiCl}_2 \cdot 6\text{H}_2\text{O}(\text{cr})$

### A. Selected Values, NBS Tables

The solubility of  $\text{NiCl}_2 \cdot 6\text{H}_2\text{O}$  was taken from 40SEI as 39.6 g  $\text{NiCl}_2/100$  g saturated solution ( $5.058 \text{ mol} \cdot \text{kg}^{-1}$ ). The Gibbs energy of solution is

$$\Delta_{\text{sol}} G_m^\circ = -RT \ln(4m_{\text{sat}} \gamma_{\pm, \text{sat}}/m^\circ)^3 - 6RT \ln a_{w, \text{sat}}, \quad (8.1)$$

for the reaction




where  $m^\circ = 1 \text{ mol} \cdot \text{kg}^{-1}$ . An activity coefficient value for  $\text{NiCl}_2(\text{aq}, \text{sat})$ ,  $\gamma_{\pm, \text{sat}} = 4.78$ , extrapolated from values for other concentrations given in 59ROB/STO, and an unspecified value for the activity of water,  $a_{w, \text{sat}}$  in the saturated solution were used to calculate  $\Delta_{\text{sol}} G_m^\circ = -17.544 \text{ kJ} \cdot \text{mol}^{-1}$  ( $-4.193 \text{ kcal} \cdot \text{mol}^{-1}$ ). Combination of  $\Delta_{\text{sol}} G_m^\circ$  with  $\Delta_f G_m^\circ$  values for  $\text{Ni}^{2+}(\text{aq})$ ,  $-45.6 \text{ kJ} \cdot \text{mol}^{-1}$  ( $-10.9 \text{ kcal} \cdot \text{mol}^{-1}$ ),  $\text{Cl}^-(\text{aq})$ ,  $-131.260 \text{ kJ} \cdot \text{mol}^{-1}$  ( $-31.372 \text{ kcal} \cdot \text{mol}^{-1}$ ), and  $\text{H}_2\text{O}(\text{l})$ ,  $-237.183 \text{ kJ} \cdot \text{mol}^{-1}$  ( $-56.688 \text{ kcal} \cdot \text{mol}^{-1}$ ) gave  $\Delta_f G_m^\circ[\text{NiCl}_2 \cdot 6\text{H}_2\text{O}(\text{cr})] = -1713.52 \text{ kJ} \cdot \text{mol}^{-1}$  ( $-409.54 \text{ kcal} \cdot \text{mol}^{-1}$ ).

The worksheet listed the entropy as  $344.3 \text{ J} \cdot \text{K}^{-1} \cdot \text{mol}^{-1}$  ( $82.3 \text{ cal} \cdot \text{K}^{-1} \cdot \text{mol}^{-1}$ ). This value was probably taken from 63KO/HEP.

### B. Comments

63KO/HEP claimed that they had obtained a 298.15 K entropy for  $\text{NiCl}_2 \cdot 6\text{H}_2\text{O}$  from "unpublished heat capacity data" of Friedberg;  $S_m^\circ = 344.3 \text{ J} \cdot \text{K}^{-1} \cdot \text{mol}^{-1}$ . A subsequent article containing the necessary heat capacity measurements was not found. Hence, this value may not be documented.

Backcalculating the osmotic coefficient from the material in Sec. A gave  $\phi = 2.356$ . This is a bit larger than what one might extrapolate from 59ROB/STO. Extrapolating an os-



motoc coefficient from the table in the 2nd edition (1959) gave  $\phi=2.302$ . This alters the Gibbs energies of solution and formation by about  $200 \text{ J}\cdot\text{mol}^{-1}$ . Other values of the 298.15 K solubility also existed, e.g., 37PEA/ECK reported the 298.15 K solubility as  $4.9116\pm 0.0020 \text{ mol}\cdot\text{kg}^{-1}$ . 33BOY reported  $5.23 \text{ mol}\cdot\text{kg}^{-1}$ .

### C. Auxiliary Values Required for Data Pathway

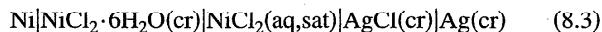
$$\Delta_f G_m^\circ[\text{Ni}^{2+}(\text{aq})],$$

$$\Delta_f G_m^\circ[\text{Cl}^-(\text{aq})],$$

$$\Delta_f G_m^\circ[\text{H}_2\text{O}(\text{l})].$$

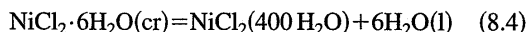
### D. Other Thermodynamic Measurements Considered

36JAH/JEL measured the emf of the electrochemical cell



at 288.15 and 298.15 K and obtained 0.4021 and 0.3890 int. V, respectively. The 298.15 K emf was used to calculate  $\Delta_r G_m^\circ = -75.06 \text{ kJ}\cdot\text{mol}^{-1}$ . To this value, a nonideality contribution due to water in saturated solution,  $-9.58 \text{ kJ}\cdot\text{mol}^{-1}$ , was added to obtain  $\Delta_r G_m^\circ = -65.48 \text{ kJ}\cdot\text{mol}^{-1}$ . This value was then combined with  $\Delta_f G_m^\circ[\text{AgCl}(\text{cr})]$ ,  $-109.805 \text{ kJ}\cdot\text{mol}^{-1}$  ( $-26.244 \text{ kcal}\cdot\text{mol}^{-1}$ ) and  $\Delta_f G_m^\circ[\text{H}_2\text{O}(\text{l})]$ ,  $-237.183 \text{ kJ}\cdot\text{mol}^{-1}$  ( $-56.688 \text{ kcal}\cdot\text{mol}^{-1}$ ), to obtain  $\Delta_f G_m^\circ[\text{NiCl}_2\cdot 6\text{H}_2\text{O}(\text{cr})]$ ,  $-1708.20 \text{ kJ}\cdot\text{mol}^{-1}$  ( $-408.27 \text{ kcal}\cdot\text{mol}^{-1}$ ). The emf for 288.15 K was not considered.

1882THO measured the enthalpy of solution of  $\text{NiCl}_2\cdot 6\text{H}_2\text{O}(\text{cr})$  in water



at 291.65 K as  $4.85 \text{ kJ}\cdot\text{mol}^{-1}$  ( $1.16 \text{ kcal}\cdot\text{mol}^{-1}$ ). The heat capacity change of the reaction was assumed to be  $-188 \text{ J}\cdot\text{K}^{-1}\cdot\text{mol}^{-1}$  ( $-45 \text{ cal}\cdot\text{K}^{-1}\cdot\text{mol}^{-1}$ ) and the 298.15 K  $\Delta_{\text{sol}} H_m$  was calculated to be  $3.64 \text{ kJ}\cdot\text{mol}^{-1}$  ( $0.87 \text{ kcal}\cdot\text{mol}^{-1}$ ). From this,  $L_\phi$  for  $\text{NiCl}_2(400 \text{ H}_2\text{O})$ ,  $3.502 \text{ kJ}\cdot\text{mol}^{-1}$  ( $0.837 \text{ kcal}\cdot\text{mol}^{-1}$ ) was subtracted to obtain  $\Delta_{\text{sol}} H_m^\circ = 0.138 \text{ kJ}\cdot\text{mol}^{-1}$  ( $0.033 \text{ kcal}\cdot\text{mol}^{-1}$ ). This calculation, if carried further than on the paper, would have been combined with  $\Delta_f H_m^\circ$  for  $\text{H}_2\text{O}(\text{l})$  and  $\text{NiCl}_2(\text{aq})$  to give  $\Delta_f H_m^\circ[\text{NiCl}_2\cdot 6\text{H}_2\text{O}(\text{cr})] = -2103.39 \text{ kJ}\cdot\text{mol}^{-1}$  ( $-502.72 \text{ kcal}\cdot\text{mol}^{-1}$ ), which might appear to be in good agreement with the tabulated value. [Author's note: However, the value they used for  $L_\phi$  does not match what one calculates from the tabulated values for  $\text{NiCl}_2(\text{aq})$ . If one repeats the calculation using the values they actually tabulated, then one obtains  $\Delta_f H_m^\circ[\text{NiCl}_2\cdot 6\text{H}_2\text{O}(\text{cr})] = -2104.05 \text{ kJ}\cdot\text{mol}^{-1}$ , about  $1 \text{ kJ}\cdot\text{mol}^{-1}$  different than the tabulated value.]

### E. More Recent Determinations of the Thermodynamic Properties of $\text{NiCl}_2\cdot 6\text{H}_2\text{O}(\text{cr})$

60ROB/FRI measured the heat capacity of  $\text{NiCl}_2\cdot 6\text{H}_2\text{O}(\text{cr})$  from 1.4 to 20 K.

65DON/EDM measured the heat capacity of  $\text{NiCl}_2\cdot 6\text{H}_2\text{O}(\text{cr})$  from 1 to 4.2 K.

69JOH measured the specific heat of  $\text{NiCl}_2\cdot 6\text{H}_2\text{O}(\text{cr})$  in zero field and various strength applied fields at low temperatures.

76OKA/WAT measured the heat capacity of  $\text{NiCl}_2\cdot 6\text{H}_2\text{O}(\text{cr})$  from 0.8 to 5.0 K. The results were given graphically.

70ASH reported measurement of the enthalpy of solution of  $\text{NiCl}_2\cdot 6\text{H}_2\text{O}(\text{cr})$  in approximately  $1 \text{ mol}\cdot\text{kg}^{-1} \text{ HCl}(\text{aq})$  at 298.15 K. Although the final composition of the solution was not stated explicitly, it appears to have been  $0.012 \text{ mol}\cdot\text{kg}^{-1} \text{ NiCl}_2(\text{aq}) + 1.04 \text{ mol}\cdot\text{kg}^{-1} \text{ HCl}(\text{aq})$ . His value for the enthalpy for the solution process was  $\Delta_{\text{sol}} H_m = (6.10 \pm 0.22) \text{ kJ}\cdot\text{mol}^{-1}$  at 298.15 K.

73GUR/CAL measured the enthalpy of solution of  $\text{NiCl}_2\cdot 6\text{H}_2\text{O}(\text{cr})$  in 1 M  $\text{HCl}(\text{aq})$  at 298.15 K in a LKB calorimeter. They obtained  $\Delta_{\text{sol}} H_m (7.00 \pm 0.13) \text{ kJ}\cdot\text{mol}^{-1}$ . The final solution contained approximately  $0.025 \text{ mol}\cdot\text{kg}^{-1} \text{ NiCl}_2(\text{aq})$  in addition to the  $\text{HCl}(\text{aq})$ .

75KAK/GIE reported measurement of the enthalpy of solution of  $\text{NiCl}_2\cdot 6\text{H}_2\text{O}(\text{cr})$  in 4.36 M  $\text{HCl}(\text{aq})$  to be  $(21.32 \pm 0.13) \text{ kJ}\cdot\text{mol}^{-1}$ .

77SOK/SAM reported measurement of the enthalpy of solution of  $\text{NiCl}_2\cdot 6\text{H}_2\text{O}(\text{cr})$  in "20% aqueous  $\text{HCl}$ " at 298.15 K, and no other information about the composition of the final solution was given. They reported  $\Delta_{\text{sol}} H_m = (26.07 \pm 0.13) \text{ kJ}\cdot\text{mol}^{-1}$ .

87RAR determined the solubility of  $\text{NiCl}_2\cdot 6\text{H}_2\text{O}(\text{cr})$  at 298.15 K to be  $4.9208 \pm 0.0038 \text{ mol}\cdot\text{kg}^{-1}$ .

89BAL measured the solubility of  $\text{NiCl}_2\cdot 6\text{H}_2\text{O}(\text{cr})$  for 288.15, 293.15, and 298.15 K as 4.437, 4.609, and  $4.864 \text{ mol}\cdot\text{kg}^{-1}$ .


89BAL/TEP reported the solubility of  $\text{NiCl}_2\cdot 6\text{H}_2\text{O}(\text{cr})$  at 298.15 K to be  $4.933 \text{ mol}\cdot\text{kg}^{-1}$ .

92RAR determined the solubility of  $\text{NiCl}_2\cdot 6\text{H}_2\text{O}(\text{cr})$  at 298.15 K to be  $4.9172 \pm 0.0049 \text{ mol}\cdot\text{kg}^{-1}$ .

Other reported values of the 298.15 K solubility are 4.438, 4.89, 4.91, 4.93, 5.058, and  $5.060 \text{ mol}\cdot\text{kg}^{-1}$  from 83KIM/IMA, 86FIL/CHA, 85FIL/CHA, 89LIL/TEP, 80PET/SHE, and 79OJK/MAK, respectively.

### F. Bibliography

- 1882THO Thomsen J., Thermochemische Untersuchungen (Barth, Leipzig, 1882–1886).  
 33BOY Boye, E. Z., Anorg. Chem. **215**, 75 (1933).  
 36JAH/JEL Jahn-Held, W., and Jellinek, K., Z. Elektrochem. **42**, 401 (1936).  
 37PEA/ECK Pearce, J. N., and Eckstrom, H. C., J. Phys. Chem. **41**, 563 (1937).  
 40SEI Seidell, A., Solubilities of Inorganic and Metal Organic Compounds, 3rd ed. (Van Nostrand, New York, 1940).  
 59ROB/STO Robinson, R. A., and Stokes, R. H., Electrolyte Solutions, 2nd ed. (Butterworths Scientific, London, 1959).  
 60ROB/FRI Robinson, W. K., and Friedberg, S. A., Phys. Rev. **117**, 402 (1960).  
 63KO/HEP Ko, H. C., and Hepler, L. G., J. Chem. Eng. Data



8, 59 (1963).

65DON/EDM Donaldson, R. H., and Edmonds, D. T., Proc. Phys. Soc. (London) **85**, 1209 (1965).

69JOH Johnson, W. L., US NTIS A. D. Rep. AD-704072 (1969).

70ASH Ashcroft, S. J., J. Chem. Soc. A 1020 (1970).

73GUR/CAL Gurrieri, S., Cali, R., and Siracusa, G., J. Chem. Eng. Data **18**, 22 (1973).

75KAK/GIE Kakolowicz, W., and Giera, E., Conf. Intern. Thermodyn. Chim. Quat. **1**, 73 (1975).

76OKA/WAT Okaji, M., and Watanabe, T., J. Phys. Soc. Jpn. **40**, 589 (1976).

77SOK/SAM Sokolov, Yu. N., Samplavsakya, K. K., and Karapet'yants, M. Kh., Zh. Fiz. Khim. **51**, 2367 (1977).

79OJK/MAK Ojkova, T., and Makarov, L. L., Z. Phys. Chem. (Leipzig) **260**, 609 (1979); Russ. J. Inorg. Chem. **24**, 122 (1979).

80PET/SHE Petrov, G. V., and Shevchuk, V. G., Russ. J. Inorg. Chem. **25**, 1715 (1980); **24**, 1274 (1979); **24**, 935 (1979).

83KIM/IMA Kim, T. P., Imanakunov, B. I., and Kazybaev, S. A., Russ. J. Inorg. Chem. **28**, 596 (1983).

85FIL/CHA Filippov, V. K., Charykov, N. A., and Solechnik, N. D., J. Appl. Chem. USSR **58**, 1811 (1985).

86FIL/CHA Filippov, V. K., Charykov, N. A., and Fedorov, Yu. A., Russ. J. Inorg. Chem. **31**, 1071 (1986).

87RAR Rard, J. A., J. Chem. Eng. Data **32**, 334 (1987).

89BAL Balej, J., Trans. Faraday Soc. **85**, 3327 (1989).

89BAL/TEP Balarew, Chr., Tepavitcharova, S., and Macicek, J., J. Solid State Chem. **82**, 225 (1989).

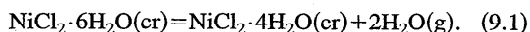
89LIL/TEP Lileev, A. S., Tepavicharova, S., Lyashchenko, A. K., and Balarew, Kh., Russ. J. Inorg. Chem. **34**, 281 (1989).

92RAR Rard, J. A., J. Chem. Eng. Data **37**, 433 (1992).

## 9. NiCl<sub>2</sub>·4H<sub>2</sub>O(cr)

### A. Selected Values, NBS Tables

16DER/YNG measured the vapor pressure of a mixture of the tetrahydrate in equilibrium with the hexahydrate for temperatures from 292.95 to 309.4 K. These measurements corresponded to the reaction



The vapor pressure for 298.15 K was taken to be 10.5 Torr, resulting in  $\Delta_r G_m^\circ = 10.63 \text{ kJ} \cdot \text{mol}^{-1}$  (2.54 kcal·mol<sup>-1</sup>). The temperature dependence of the vapor pressure was used to calculate  $\Delta_r H_m^\circ = 51.17 \text{ kJ} \cdot \text{mol}^{-1}$  (12.23 kcal·mol<sup>-1</sup>).

40BEL also measured the vapor pressure of the reaction in Eq. (9.1) as a function of temperature. His measurements were used to calculate  $\Delta_r G_m^\circ = 10.63 \text{ kJ} \cdot \text{mol}^{-1}$  (2.54 kcal·mol<sup>-1</sup>). The temperature dependence of the vapor pressure was used to calculate  $\Delta_r H_m^\circ = 52.47 \text{ kJ} \cdot \text{mol}^{-1}$  (12.54 kcal·mol<sup>-1</sup>).

The  $\Delta_r G_m^\circ$  value was combined with the Gibbs energies of formation of the hexahydrate crystal,  $-1713.52 \text{ kJ} \cdot \text{mol}^{-1}$

( $-409.54 \text{ kcal} \cdot \text{mol}^{-1}$ ), and H<sub>2</sub>O(g),  $-228.593 \text{ kJ} \cdot \text{mol}^{-1}$  ( $-54.635 \text{ kcal} \cdot \text{mol}^{-1}$ ), to obtain  $\Delta_f G_m^\circ = -1235.1 \text{ kJ} \cdot \text{mol}^{-1}$  ( $-295.2 \text{ kcal} \cdot \text{mol}^{-1}$ ) for the tetrahydrate. The enthalpy of reaction was taken to be  $51.5 \text{ kJ} \cdot \text{mol}^{-1}$  (12.3 kcal·mol<sup>-1</sup>), based on the two values described above. Combination of  $\Delta_r H_m^\circ$  with the enthalpies of formation of the hexahydrate crystal,  $-2103.17 \text{ kJ} \cdot \text{mol}^{-1}$  ( $-502.67 \text{ kcal} \cdot \text{mol}^{-1}$ ), and H<sub>2</sub>O(g),  $-241.818 \text{ kJ} \cdot \text{mol}^{-1}$  ( $-57.796 \text{ kcal} \cdot \text{mol}^{-1}$ ), to obtain  $\Delta_f H_m^\circ = -1516.7 \text{ kJ} \cdot \text{mol}^{-1}$  ( $-362.5 \text{ kcal} \cdot \text{mol}^{-1}$ ).

The entropy,  $S_m^\circ[\text{NiCl}_2 \cdot 4\text{H}_2\text{O}(\text{cr})]$ , was calculated from  $-(\Delta_f G_m^\circ - \Delta_f H_m^\circ)/(298.15 \text{ K}) + S_m^\circ(\text{Ni}) + 4S_m^\circ[\text{H}_2(\text{g})] + 2S_m^\circ[\text{O}_2(\text{g})] + S_m^\circ[\text{Cl}_2(\text{g})]$ . The result was  $S_m^\circ[\text{NiCl}_2 \cdot 4\text{H}_2\text{O}(\text{cr})] = 243 \text{ J} \cdot \text{K}^{-1} \cdot \text{mol}^{-1}$  (58 cal·K<sup>-1</sup>·mol<sup>-1</sup>).

### B. Comments

None.

### C. Auxiliary Values Required for Data Pathway

$$\Delta_f H_m^\circ[\text{NiCl}_2 \cdot 6\text{H}_2\text{O}(\text{cr})],$$

$$\Delta_f G_m^\circ[\text{NiCl}_2 \cdot 6\text{H}_2\text{O}(\text{cr})],$$

$$\Delta_f H_m^\circ[\text{H}_2\text{O}(\text{g})],$$

$$\Delta_f G_m^\circ[\text{H}_2\text{O}(\text{g})],$$

$$S_m^\circ[\text{H}_2(\text{g})],$$

$$S_m^\circ[\text{O}_2(\text{g})],$$

$$S_m^\circ[\text{Cl}_2(\text{g})],$$

$$S_m^\circ[\text{Ni}(\text{cr})].$$

### D. Other Thermodynamic Measurements Considered

None.

### E. More Recent Determinations of the Thermodynamic Properties of NiCl<sub>2</sub>·4H<sub>2</sub>O(cr)

67VID/DRU measured the solubility of nickel chloride in water for temperatures of 303.15 and 323.15 K as 41.49 and 43.16 wt %, respectively.

89BAL/TEP reported the solubility of NiCl<sub>2</sub>·4H<sub>2</sub>O(cr) at 323.15 K to be  $5.872 \text{ mol} \cdot \text{kg}^{-1}$ .

93UVA/TIM measured the equilibrium vapor pressure for transformation of NiCl<sub>2</sub>·6H<sub>2</sub>O to NiCl<sub>2</sub>·4H<sub>2</sub>O as 1.191 kPa at 298.15 K and 2.607 kPa at 308.15 K.

### F. Bibliography

16DER/YNG Derby, I. H., and Yngve, V., J. Am. Chem. Soc. **38**, 1439 (1916).

40BEL Bell, J., J. Chem. Soc. **72**, (1940).

67VID/DRU Vidyakina, L. V., and Druzhinin, I. G., Zh. Fiz. Khim. **41**, 3142 (1967).

89BAL/TEP Balarew, Chr., Tepavitcharova, S., and Macicek, J., J. Solid State Chem. **82**, 225 (1989).



93UVA/TIM Uvaliev, Yu. K., Timofeeva, T. G., and Boldamdaeva, O. K., *Izv. Nats. Akad. Nauk Resp. Kaz., Ser. Khim.* 23 (1993).

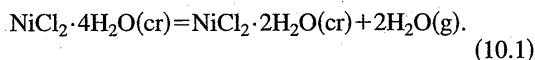
$$S_m^\circ[\text{Cl}_2(\text{g})],$$

$$S_m^\circ[\text{Ni}(\text{cr})].$$

## 10. NiCl<sub>2</sub>·2H<sub>2</sub>O(cr)

### A. Selected Values, NBS Tables

16DER/YNG measured the vapor pressure of a mixture of the tetrahydrate in equilibrium with the dihydrate for temperatures from 299 to 352.2 K. These measurements corresponded to the reaction



The NBS Tables staff took the vapor pressure for 298.15 K to be 5.6 Torr, which was then used to obtain  $\Delta_r G_m^\circ = 8.791 \text{ kJ} \cdot \text{mol}^{-1}$  (2.101 kcal·mol<sup>-1</sup>). The  $\Delta_r G_m^\circ$  value was combined with the standard Gibbs energies of formation of the tetrahydrate crystal,  $-1235.1 \text{ kJ} \cdot \text{mol}^{-1}$  ( $-295.2 \text{ kcal} \cdot \text{mol}^{-1}$ ), and H<sub>2</sub>O(g),  $-228.593 \text{ kJ} \cdot \text{mol}^{-1}$  ( $-54.635 \text{ kcal} \cdot \text{mol}^{-1}$ ) to obtain  $\Delta_f G_m^\circ = -760.2 \text{ kJ} \cdot \text{mol}^{-1}$  ( $-181.7 \text{ kcal} \cdot \text{mol}^{-1}$ ).

The temperature dependence of the vapor pressure was used to calculate  $\Delta_r H_m^\circ = 55.44 \text{ kJ} \cdot \text{mol}^{-1}$  (13.25 kcal·mol<sup>-1</sup>). Combination of  $\Delta_r H_m^\circ$  with the enthalpies of formation of the tetrahydrate crystal,  $-1516.7 \text{ kJ} \cdot \text{mol}^{-1}$  ( $-362.5 \text{ kcal} \cdot \text{mol}^{-1}$ ), and H<sub>2</sub>O(g),  $-241.818 \text{ kJ} \cdot \text{mol}^{-1}$  ( $-57.796 \text{ kcal} \cdot \text{mol}^{-1}$ ), gave  $\Delta_f H_m^\circ = -922.7 \text{ kJ} \cdot \text{mol}^{-1}$  ( $-220.4 \text{ kcal} \cdot \text{mol}^{-1}$ ).

The entropy,  $S_m^\circ[\text{NiCl}_2 \cdot 2\text{H}_2\text{O}(\text{cr})]$ , was calculated from  $-(\Delta_f G_m^\circ - \Delta_f H_m^\circ)/(298.15 \text{ K}) + S_m^\circ(\text{Ni}) + 2S_m^\circ[\text{H}_2(\text{g})] + S_m^\circ[\text{O}_2(\text{g})] + S_m^\circ[\text{Cl}_2(\text{g})]$ . This resulted in  $S_m^\circ[\text{NiCl}_2 \cdot 2\text{H}_2\text{O}(\text{cr})] = 176 \text{ J} \cdot \text{K}^{-1} \cdot \text{mol}^{-1}$  (42 cal·K<sup>-1</sup>·mol<sup>-1</sup>).

### B. Comments

An arithmetic error appears to have been made in the calculation of  $\Delta_r G_m^\circ$ . The worksheets gave “log Pmm a 25° = 0.748.” This value should have given  $\Delta_r G_m^\circ = 12.18 \text{ kJ} \cdot \text{mol}^{-1}$ , not  $8.791 \text{ kJ} \cdot \text{mol}^{-1}$  (2.910 vs 2.101 kcal·mol<sup>-1</sup>). The resulting Gibbs energy of formation should be  $-753.6 \text{ kJ} \cdot \text{mol}^{-1}$ ,  $6.6 \text{ kJ} \cdot \text{mol}^{-1}$  different from the value tabulated. The resulting entropy should have been  $154 \text{ J} \cdot \text{K}^{-1} \cdot \text{mol}^{-1}$ ,  $22 \text{ J} \cdot \text{K}^{-1} \cdot \text{mol}^{-1}$  different.

### C. Auxiliary Values Required for Data Pathway

$$\Delta_f H_m^\circ[\text{NiCl}_2 \cdot 4\text{H}_2\text{O}(\text{cr})],$$

$$\Delta_f G_m^\circ[\text{NiCl}_2 \cdot 4\text{H}_2\text{O}(\text{cr})],$$

$$\Delta_f H_m^\circ[\text{H}_2\text{O}(\text{g})],$$

$$\Delta_f G_m^\circ[\text{H}_2\text{O}(\text{g})],$$

$$S_m^\circ[\text{H}_2(\text{g})],$$

$$S_m^\circ[\text{O}_2(\text{g})],$$

### D. Other Thermodynamic Measurements Considered

None.

### E. More Recent Determinations of the Thermodynamic Properties of NiCl<sub>2</sub>·2H<sub>2</sub>O(cr)

67VID/DRU measured the solubility of nickel chloride in water for 343.15 K as 45.37 wt %.

72POL/HER measured the heat capacity of NiCl<sub>2</sub>·2H<sub>2</sub>O from 1.2 to 24.5 K. Measured values were shown in graphical form only.

89BAL/TEP reported the solubility of NiCl<sub>2</sub>·2H<sub>2</sub>O(cr) at 348.15 K to be 6.900 mol·kg<sup>-1</sup>.

90JUR/DOM reported measurement of the heat capacity of NiCl<sub>2</sub>·2H<sub>2</sub>O from about 80 to near 300 K. Values were given only in a graph. They reported that a first-order phase transition occurred at (220.0 ± 0.5) K.

93UVA/TIM measured the equilibrium vapor pressure for transformation of NiCl<sub>2</sub>·4H<sub>2</sub>O to NiCl<sub>2</sub>·2H<sub>2</sub>O as 0.998 kPa at 298.15 K and 1.702 kPa at 308.15 K.

### F. Bibliography

16DER/YNG Derby, I. H., and Yngve, V., *J. Am. Chem. Soc.* **38**, 1439 (1916).

67VID/DRU Vidyakina, L. V., and Druzhinin, I. G., *Zh. Fiz. Khim.* **41**, 3142 (1967).

72POL/HER Polgar, L. G., Herweijer, A., and de Jonge, W. J. M., *Phys. Rev. B* **5**, 1957 (1972).

89BAL/TEP Balarew, Chr., Tepavitcharova, S., and Macicek, J., *J. Solid State Chem.* **82**, 225 (1989).

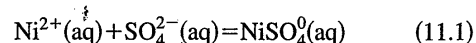
90JUR/DOM Juraitis, K. R., Domiciano, J. B., and Sano W., *Phys. Rev. B Condens. Matter* **42**, 2586 (1990).

93UVA/TIM Uvaliev, Yu. K., Timofeeva, T. G., and Boldamdaeva, O. K., *Izv. Nats. Akad. Nauk Resp. Kaz., Ser. Khim.* 23 (1993).


## 11. NiSO<sub>4</sub><sup>0</sup>(aq)

### A. Selected Values, NBS Tables

One equilibrium constant and one enthalpy change for the reaction



were selected from 64SIL/MAR; log *K* = 2.32 and  $\Delta_r H_m^\circ = 13.85 \text{ kJ} \cdot \text{mol}^{-1}$  (3.31 kcal·mol<sup>-1</sup>). From the equilibrium constant,  $\Delta_r G_m^\circ = -13.22 \text{ kJ} \cdot \text{mol}^{-1}$  ( $-3.16 \text{ kcal} \cdot \text{mol}^{-1}$ ) was calculated. Combination with the  $\Delta_f G_m^\circ$  values for Ni<sup>2+</sup>(aq) and SO<sub>4</sub><sup>2-</sup>(aq),  $-45.6 \text{ kJ} \cdot \text{mol}^{-1}$  ( $-10.9 \text{ kcal} \cdot \text{mol}^{-1}$ ) and  $-744.63 \text{ kJ} \cdot \text{mol}^{-1}$  ( $-177.97 \text{ kcal} \cdot \text{mol}^{-1}$ ), respectively, gave  $\Delta_f G_m^\circ[\text{NiSO}_4^0(\text{aq})] = -803.3 \text{ kJ} \cdot \text{mol}^{-1}$  ( $-192.0 \text{ kcal} \cdot \text{mol}^{-1}$ ). The enthalpy of reaction was combined with  $\Delta_f H_m^\circ$  values for Ni<sup>2+</sup>(aq) and SO<sub>4</sub><sup>2-</sup>(aq),





$-54.0 \text{ kJ}\cdot\text{mol}^{-1}$  ( $-12.9 \text{ kcal}\cdot\text{mol}^{-1}$ ) and  $-909.27 \text{ kJ}\cdot\text{mol}^{-1}$  ( $-217.32 \text{ kcal}\cdot\text{mol}^{-1}$ ), respectively, to give  $\Delta_f H_m^\circ[\text{NiSO}_4^0(\text{aq})] = -949.34 \text{ kJ}\cdot\text{mol}^{-1}$  ( $-226.9 \text{ kcal}\cdot\text{mol}^{-1}$ ).

The entropy,  $S_m^\circ[\text{NiSO}_4^0(\text{aq})] = -18.0 \text{ J}\cdot\text{K}^{-1}\cdot\text{mol}^{-1}$  ( $-4.3 \text{ cal}\cdot\text{K}^{-1}\cdot\text{mol}^{-1}$ ) was calculated from the enthalpy and the Gibbs energy of formation.

### B. Comments

The value chosen from 64SIL/MAR corresponded to  $K = 209$  and was most likely that from 59NAI/NAN. Other values were given in 64SIL/MAR that ranged from  $K = 114$  to 250. The value of an equilibrium constant of this magnitude is dependent on the assumptions used for the nonideality model of the assumed solute species. 55BRO/PRU demonstrated that changes in the assumed nonideality model and association constant pairs gave nearly equivalent representations of their freezing-point measurements with values of  $K$  ranging from 114 to 244. As such, giving any particular equilibrium constant, or Gibbs energy of formation, without giving the particular nonideality model used in its generation has no real value.

### C. Auxiliary Values Required for Data Pathway

$$\Delta_f G_m^\circ[\text{Ni}^{2+}(\text{aq})],$$

$$\Delta_f G_m^\circ[\text{SO}_4^{2-}(\text{aq})],$$

$$\Delta_f H_m^\circ[\text{Ni}^{2+}(\text{aq})],$$

$$\Delta_f H_m^\circ[\text{SO}_4^{2-}(\text{aq})],$$

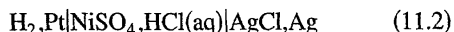
$$S_m^\circ[\text{Ni}(\text{cr})],$$

$$S_m^\circ[\text{S}(\text{cr})],$$

$$S_m^\circ[\text{O}_2(\text{g})].$$

### D. Other Thermodynamic Measurements Considered

59NAI/NAN measured the electrochemical potential of the cell



from 273.15 to 318.15 K at various compositions. With assumption of a nonideality model, 59NAI/NAN calculated equilibrium constants at each temperature and an enthalpy of reaction  $\Delta_r H_m^\circ = (13.8 \pm 0.8) \text{ kJ}\cdot\text{mol}^{-1}$ .

### E. More Recent Determinations of the Thermodynamic Properties of $\text{NiSO}_4^0(\text{aq})$ .

69IZA/EAT reported values of the equilibrium constant, enthalpy, and entropy for the association reaction to form  $\text{NiSO}_4(\text{aq})$ , determined through titration calorimetry. Their values were  $K = 646$ ,  $\Delta_r H^\circ = 1.72 \text{ kJ}\cdot\text{mol}^{-1}$ , and  $\Delta_r S^\circ = 59.0 \text{ J}\cdot\text{K}^{-1}\cdot\text{mol}^{-1}$ .

71ISO measured freezing point depressions for  $\text{NiSO}_4(\text{aq})$  for 0.02–0.2  $\text{mol}\cdot\text{kg}^{-1}$ . From his measurements he calcu-

lated values of the equilibrium constant assuming different values of the parameter  $a$  in the Debye-Hückel expression. For  $a = 6 \text{ \AA}$ , he calculated an association equilibrium constant,  $K = 17 \pm 1.3$ .

73KAT measured the electrical conductance of aqueous  $\text{NiSO}_4$  solutions for temperatures from 273.15 to 318.15 K. Using an extended Debye-Hückel model for the activity coefficients of the ions, he determined an association constant,  $K$ , of 187 for 298.15 K and an enthalpy of association of  $5.31 \text{ kJ}\cdot\text{mol}^{-1}$ , also for 298.15 K.

74MAK/MAS used conductimetric titration to determine the association constant for  $\text{NiSO}_4^0(\text{aq})$  at 298.15 K. They reported  $K = 500$ .

76SHI/TSU measured the electrical conductance of aqueous  $\text{NiSO}_4$  solutions for 288.15, 298.15, and 313.15 K. Using an extended Debye-Hückel model for the activity coefficients of the ions, they determined a molar-based association constant,  $K$ , of 204 for 298.15 K.

77KAT measured the electrical conductance of electrolyte solutions and deduced an association constant,  $K$ , of 165 and an enthalpy of association of  $8.65 \text{ kJ}\cdot\text{mol}^{-1}$ , both for 298.15 K.

77SOL/VLA measured enthalpies of dilution of  $\text{NiSO}_4(\text{aq})$  for compositions from 2.32 to 0.278  $\text{mol}\cdot\text{kg}^{-1}$ .

79FIS/FOX reported electrical conductivity measurements for  $\text{NiSO}_4(\text{aq})$  as a function of pressure to 200 MPa and for temperatures of 288.15, 293.15, and 298.15 K. Their results yielded values of the association constant,  $K$ , of 145, 167, and 161, respectively, for the three temperatures.


80LIB/SAD measured isopiestic molalities of  $\text{NiSO}_4(\text{aq})$  using  $\text{KCl}(\text{aq})$  as the reference electrolyte.

83HOL/MES measured isopiestic molalities of  $\text{NiSO}_4(\text{aq})$  with  $\text{NaCl}(\text{aq})$  as the reference substance for temperatures of 383.14 and 413.22 K. For 383.14 K, the composition range was from 1.5 to 5.7  $\text{mol}\cdot\text{kg}^{-1}$ , and for 413.22 K it was 4.4–5.2  $\text{mol}\cdot\text{kg}^{-1}$ .

85DRA/MAD measured the heat capacities of aqueous solutions of nickel sulfate at temperatures 323.15, 343.15, and 363.15 K with an adiabatic calorimeter.

### F. Bibliography

- 55BRO/PRU Brown, P. G. M., and Prue, J. E., Proc. R. Soc. London, Ser. A 232, 320 (1955).  
 59NAI/NAN Nair, V. S. K., and Nancollas, G. H., J. Chem. Soc. 3934 (1959).  
 64SIL/MAR Sillen, L. G., and Martell, A. E., Stability Constants of Metal-Ion Complexes (The Chemical Society, London, 1964).  
 69IZA/EAT Izatt, R. M., Eatough, D., Christensen, J. J., and Bartholomew, C. H., J. Chem. Soc. A 47 (1969).  
 71ISO Isono, T., Sci. Pap. Inst. Phys. Chem. Res. Tokyo 65, 95 (1971).  
 73KAT Katayama, S., Bull. Chem. Soc. Jpn. 46, 106 (1973).  
 74MAK/MAS Maksimova, I. N., Mashovets, V. P., Fedotov, N. V., and Filippova, E. P., Zh. Priklad. Khim. 47, 1968 (1974).  
 76SHI/TSU Shimizu, K., Tsuchihashi, N., and Furumi, Y.,



Rev. Phys. Chem. Jpn. **46**, 30 (1976).

77KAT Katayama, S., Rikagaku Kenkyusho Hokoku **53**, 212 (1977).

77SOL/VLA Solov'eva, S. G., Vlasenko, K. K., and Karapet'yants, M. Kh., Zh. Fiz. Khim. **51**, 2991 (1977).

79FIS/FOX Fisher, F. H., and Fox, A. P., J. Solution Chem. **8**, 309 (1979).

80LIB/SAD Libus, W., Sadowska, T., and Libus, Z., J. Solution Chem. **9**, 341 (1980).

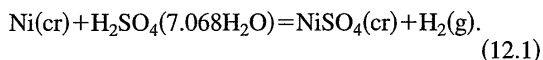
83HOL/MES Holmes, H. F., and Mesmer, R. E., J. Chem. Thermodyn. **15**, 709 (1983).

85DRA/MAD Drakin, S. I., Madanat, A. T., and Karlina, O., Tr. Inst. Mosk. Khim. Tekhnol. Inst. Mendeleeva **136**, 47 (1985).

## 12. NiSO<sub>4</sub>(cr)

### A. Selected Values, NBS Tables

65ADA/KIN determined calorimetrically the enthalpy changes for a set of reactions that, when combined, gave the enthalpy change for the reaction



65ADA/KIN obtained  $\Delta_r H_m^\circ = 3.60 \text{ kJ}\cdot\text{mol}^{-1}$  (0.86 kcal·mol<sup>-1</sup>) for the reaction of Eq. (12.1). This value was combined with the enthalpy of formation of H<sub>2</sub>SO<sub>4</sub>(7.068H<sub>2</sub>O), -876.527 kJ·mol<sup>-1</sup> (-209.495 kcal·mol<sup>-1</sup>), to obtain  $\Delta_f H_m^\circ[\text{NiSO}_4(\text{cr})] = -872.91 \text{ kJ}\cdot\text{mol}^{-1}$  (-208.63 kcal·mol<sup>-1</sup>).

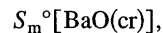
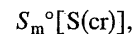
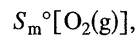
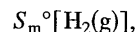
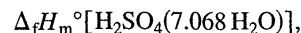
The entropy of NiSO<sub>4</sub>(cr) appeared to have been estimated. Values of  $\{S_m^\circ[\text{MSO}_4(\text{cr})] - S_m^\circ[\text{MO}(\text{cr})]\}$  were calculated for M=Ba, Ca, Cd, Cu, Fe, Mg, Mn, and Sr. These values ranged from 50 J·K<sup>-1</sup>·mol<sup>-1</sup> (12 cal·K<sup>-1</sup>·mol<sup>-1</sup>) to 69.5 J·K<sup>-1</sup>·mol<sup>-1</sup> (16.6 cal·K<sup>-1</sup>·mol<sup>-1</sup>). The entropy of NiSO<sub>4</sub>(cr) was assigned the value 92 J·K<sup>-1</sup>·mol<sup>-1</sup> (22 cal·K<sup>-1</sup>·mol<sup>-1</sup>). From this value the entropy of formation was calculated to be -379.5 J·K<sup>-1</sup>·mol<sup>-1</sup> (-90.7 cal·K<sup>-1</sup>·mol<sup>-1</sup>) and the Gibbs energy of formation was calculated to be -759.8 kJ·mol<sup>-1</sup> (-181.6 kcal·mol<sup>-1</sup>).

The heat capacity tabulated for NiSO<sub>4</sub>(cr), 138 J·K<sup>-1</sup>·mol<sup>-1</sup> (33 cal·K<sup>-1</sup>·mol<sup>-1</sup>), was indicated as having been taken from 1863PAP.

### B. Comments

Another estimated value of the entropy of NiSO<sub>4</sub>(cr) was also listed on the worksheet as 104.6 J·K<sup>-1</sup>·mol<sup>-1</sup> (25 cal·K<sup>-1</sup>·mol<sup>-1</sup>) resulting in  $\Delta_f G_m^\circ = -763.6 \text{ kJ}\cdot\text{mol}^{-1}$  (-182.5 kcal·mol<sup>-1</sup>). No legible reason was available for the choice of  $S_m^\circ = 22$  over 25 cal·K<sup>-1</sup>·mol<sup>-1</sup> or over the measured values (see Sec. D below). Finally, the comparison method used to estimate the entropy value would not have taken into account an entropy contribution from electronic effects.

### C. Auxiliary Values Required for Data Pathway




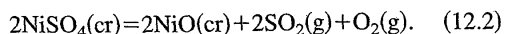
### D. Other Thermodynamic Measurements Considered

A memorandum that described a value of the entropy of NiSO<sub>4</sub>(cr) as 103.85 J·K<sup>-1</sup>·mol<sup>-1</sup> (24.82 cal·K<sup>-1</sup>·mol<sup>-1</sup>) was found in the files. That document indicated that the entropy value was obtained from E. G. King at the Bureau of Mines and was dated 2/14/66. King's communication undoubtedly regarded the work of 65WEL and described the contribution to the entropy that resulted from proper inclusion of the ordering of spin moments.

65WEL reported heat-capacity measurements from 52 to 296.3 K for NiSO<sub>4</sub>(cr). He reported integration of his measured heat capacities, combination of that value with an extrapolation from 51 to 0 K, and the addition of a theoretical contribution for ordering of spin moments. The resultant value was  $S_m^\circ = 103.8 \text{ J}\cdot\text{K}^{-1}\cdot\text{mol}^{-1}$ . 65WEL also gave the 298.15 K  $C_{p,m}^\circ = 99.08 \text{ J}\cdot\text{K}^{-1}\cdot\text{mol}^{-1}$  (23.68 cal·K<sup>-1</sup>·mol<sup>-1</sup>).

There was a notation that "Marchal's data" (assumed by the present author to be 25MAR) were recalculated to yield  $\Delta_f H_m^\circ = -886.6 \text{ kJ}\cdot\text{mol}^{-1}$  (-211.9 kcal·mol<sup>-1</sup>) for 298.15 K. The data were for the reaction

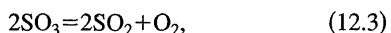




This value of  $\Delta_f H_m^\circ$  was about  $14 \text{ kJ}\cdot\text{mol}^{-1}$  more exothermic than the value tabulated.

#### E. More Recent Determinations of the Thermodynamic Properties of $\text{NiSO}_4(\text{cr})$

65ALC/SUD used a thermogravimetric method to determine decomposition and reformation temperatures of  $\text{NiSO}_4(\text{cr})$  in a controlled atmosphere of  $\text{SO}_2$ ,  $\text{O}_2$ , and  $\text{N}_2$ . The equilibrium composition of the gas phase was calculated by means of  $\Delta_r G^\circ/\text{kJ}\cdot\text{mol}^{-1} = 189.117 - 0.1787(T/T^\circ)$  for the reaction



where  $T^\circ = 1 \text{ K}$ . For the reaction



65ALC/SUD obtained  $\Delta_r G^\circ/\text{kJ}\cdot\text{mol}^{-1} = 354.217 - 0.2971(T/T^\circ)$  for temperatures from 1110 to 1160 K.

64WAR measured the total pressure above a nickel sulfate+nickel oxide sample where the partial pressure of oxygen was controlled by a Pd+PdO couple in common with the nickel material. His measurements spanned the temperature range of 900–1100 K. For the reaction of Eq. (12.4) above, his measurements were adequately represented by  $\Delta_r G^\circ/\text{kJ}\cdot\text{mol}^{-1} = 345.35 - 0.29109(T/T^\circ)$ .

66ING reported decomposition pressures over  $\text{NiSO}_4(\text{cr})$  for temperatures from 999 to 1163 K. The equilibrium constant for the reaction of Eq. (12.3) above was taken to be

$$\log_{10} K = 8.857 - 5465.5 (T^\circ/T) - 1.21572 \log_{10}(T/T^\circ). \quad (12.5)$$

The measured vapor pressure measurements were adequately represented with the equation

$$\Delta_r G_m^\circ/\text{kJ}\cdot\text{mol}^{-1} = 235.35 + 0.01213(T/T^\circ) \log_{10}(T/T^\circ) - 0.22454(T/T^\circ) \quad (12.6)$$

for the reaction  $\text{NiSO}_4(\text{cr}) = \text{NiO}(\text{cr}) + \text{SO}_3(\text{g})$ . This equation is valid to 298.15 K.

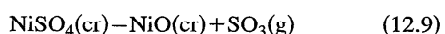
72UME/TOZ measured the dissociation pressure of nickel sulfate at elevated temperatures using thermogravimetry. They gave the  $\text{SO}_3(\text{g})$  pressure as

$$\log[P(\text{SO}_3(\text{g}))/P^\circ] = -12.476(T^\circ/T) + 9.98. \quad (12.7)$$

This equation yields a Gibbs energy of reaction

$$\Delta_r G_m^\circ/\text{kJ}\cdot\text{mol}^{-1} = 238.848 - 0.1911(T/T^\circ) \quad (12.8)$$

for the reaction



where  $P^\circ = 1 \text{ atm}$ . Equation (12.7) was valid for temperatures of 988–1106 K.

73SKE/ESP measured the electromotive force of an electrochemical cell containing nickel sulfate+nickel oxide coupled to an oxygen reference cell, where the coupling was

achieved with a CSZ electrolyte. The potential of the cell was measured at temperatures from 881 to 1128 K. They gave values of the enthalpy of reaction and entropy of reaction, valid for those temperatures, of  $(347.44 \pm 2.0)$  and  $(293.21 \pm 2.0) \text{ J}\cdot\text{K}^{-1}\cdot\text{mol}^{-1}$ , respectively, for the reaction given in Eq. (12.4).

77SAD/KAW used electrochemical cells with a CSZ electrolyte at temperatures from 903 to 1069 K to determine the Gibbs energy of formation of  $\text{NiSO}_4(\text{cr})$  at these temperatures. The equation they gave was

$$\Delta_r G^\circ/\text{kJ}\cdot\text{mol}^{-1} = (-905.00 \pm 3.35) + (0.4197 \pm 0.0079) \times (T/T^\circ), \quad (12.10)$$

which was valid for  $903 \text{ K} < T < 1069 \text{ K}$ . Generation of Eq. (12.10) required values of the Gibbs energies of formation of  $\text{NiO}(\text{cr})$ ,  $\text{SO}_2(\text{g})$ , and  $\text{SO}_3(\text{g})$  at those temperatures.

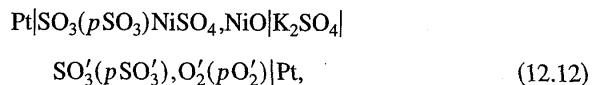
78KAR/MAL determined vapor pressures for the decomposition of nickel sulfate with a manometric device. They accepted thermodynamic properties for the  $\text{SO}_2(\text{g})$ – $\text{SO}_3(\text{g})$  equilibrium and combined them with the measured pressures to calculate the Gibbs energy change for the reaction given in Eq. (12.9). They gave the Gibbs energy of reaction as

$$\Delta_r G_m^\circ/\text{kJ}\cdot\text{mol}^{-1} = 237.643 - 0.1855(T/T^\circ). \quad (12.11)$$

78KAR/MAL used the same Gibbs energy change for the  $\text{SO}_2(\text{g})$ – $\text{SO}_3(\text{g})$  reaction as did 65ALC/SUD.

78STU/FER reported measurements of the heat capacity of  $\text{NiSO}_4(\text{cr})$  from 10 to 70 K. They combined their measurements with those of 65WEL and fitted these values piecewise with polynomials. They reported  $S_m^\circ(298.15 \text{ K}) = 101.3 \text{ J}\cdot\text{K}^{-1}\cdot\text{mol}^{-1}$  and  $\Delta_r G_m^\circ = -762.41 \text{ kJ}\cdot\text{mol}^{-1}$ , the latter value having been obtained from combination of their entropy value, values for the elements, and the 65ADA/KIN measurements.

83GAU/BAL used an electrochemical concentration cell, with  $\text{K}_2\text{SO}_4$  as the cell junction, to determine partial pressures over a nickel sulfate+nickel oxide mixture for temperatures from 883 to 1028 K. The cell was



for which one can write Eq. (12.9) for the cell reaction. They took the equilibrium constant for the  $\text{SO}_2(\text{g})$ – $\text{SO}_3(\text{g})$  reaction to be

$$\ln K = 22.289 - 23.496(T^\circ/T) \quad (12.13)$$

for the reaction of Eq. (12.3). They gave the equation

$$\Delta_r G_m^\circ/\text{kJ}\cdot\text{mol}^{-1} = 247.99 - 0.30069(T/T^\circ), \quad (12.14)$$

$$\sigma = 0.53 \text{ kJ/mol},$$

as a representation of their measured partial pressures.



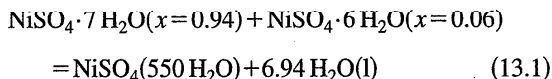
## F. Bibliography

- 1863PAP Pape, C., Ann. Phys. Chem. **196**, 337 (1863).  
 25MAR Marchal, G., J. Chim Phys. **22**, 572 (1925).  
 64WAR Warner, T. S., thesis, Columbia University, New York, 1964.  
 65ADA/KIN Adami, L. H., and King, E. G., Heats of Formation of Anhydrous Sulfates of Cadmium, Cobalt, Copper, Nickel, and Zinc (US Govt. Printing Office, USBM RI 6617, 1965).  
 65ALC/SUD Alcock, C. B., Sudo, K., and Zador, S., Trans. Metall. Soc. AIME **233**, 655 (1965).  
 65WEL Weller, W. W., Low-Temperature Heat Capacities and Entropies at 298.15 K of Anhydrous Sulfates of Cobalt, Copper, Nickel and Zinc, US Bureau of Mines, RI 6669, 1965.  
 66ING Ingraham, T. R., Trans. Metall. Soc. AIME **236**, 1064 (1966).  
 72UME/TOZ Umetsu, Y., Tozawa, K., and Sjukur, S., Nippon Kogyo Kaishi **88**, 495 (1972).  
 73SKE/ESP Skeaff, J. M., and Espelund, A. W., Can. Metall. Quart. **12**, 445 (1973).  
 77SAD/KAW Sadakane, K., Kawakami, M., and Goto, S., Tetsu To Hagane **63**, 432 (1977).  
 78KAR/MAL Karwan, T., Malinowski, C., Ptak, W., and Sukiennik, M., Thermochim. Acta. **23**, 269 (1978).  
 78STU/FER Stuve, J. M., Ferrante, M. J., and Ko H. C., Thermodynamic Properties of NiBr<sub>2</sub> and NiSO<sub>4</sub> from 10 to 1200 K, US Bureau of Mines, RI 8271, 1978.  
 83GAU/BAL Gauthier, M., and Bale, C. W., Metall. Trans. B **14B**, 117 (1983).

13. NiSO<sub>4</sub>·7H<sub>2</sub>O(cr)

## A. Selected Values, NBS Tables

The entropy, heat capacity, and enthalpy relative to 0 K were all taken from 66STO/ARC;  $S_m^\circ = 378.94 \text{ J}\cdot\text{K}^{-1}\cdot\text{mol}^{-1}$  ( $90.57 \text{ cal}\cdot\text{K}^{-1}\cdot\text{mol}^{-1}$ ). 66STO/ARC also measured the enthalpy of solution of a mixture of NiSO<sub>4</sub>·6H<sub>2</sub>O and NiSO<sub>4</sub>·7H<sub>2</sub>O in water:



at 298.15 K, where  $x$  is the mole fraction. Compensation for the amount of hexahydrate in the mixture gave  $\Delta_{\text{sol}}H_m = 16.627 \text{ kJ}\cdot\text{mol}^{-1}$  ( $3.974 \text{ kcal}\cdot\text{mol}^{-1}$ ). Combination of this value with  $\Delta_f H_m^\circ[\text{NiSO}_4(550\text{H}_2\text{O})] = -958.906 \text{ kJ}\cdot\text{mol}^{-1}$  ( $-229.184 \text{ kcal}\cdot\text{mol}^{-1}$ ) and  $\Delta_f H_m^\circ[\text{H}_2\text{O}(l)] = -285.830 \text{ kJ}\cdot\text{mol}^{-1}$  ( $-68.315 \text{ kcal}\cdot\text{mol}^{-1}$ ) gave  $\Delta_f H_m^\circ[\text{NiSO}_4\cdot 7\text{H}_2\text{O}(cr)] = -2976.34 \text{ kJ}\cdot\text{mol}^{-1}$  ( $-711.36 \text{ kcal}\cdot\text{mol}^{-1}$ ).

The Gibbs energy of formation was calculated from the difference of the enthalpy of formation  $-2976.34 \text{ kJ}\cdot\text{mol}^{-1}$  ( $-711.36 \text{ kcal}\cdot\text{mol}^{-1}$ ) and the entropy of formation  $-1724.23 \text{ J}\cdot\text{K}^{-1}\cdot\text{mol}^{-1}$  ( $-412.10 \text{ cal}\cdot\text{K}^{-1}\cdot\text{mol}^{-1}$ );  $\Delta_f G_m^\circ[\text{NiSO}_4\cdot 7\text{H}_2\text{O}(cr)] = -2462.242 \text{ kJ}\cdot\text{mol}^{-1}$  ( $-588.49 \text{ kcal}\cdot\text{mol}^{-1}$ ).

## B. Comments

The enthalpy of formation used for NiSO<sub>4</sub>(550H<sub>2</sub>O) was actually the value tabulated for NiSO<sub>4</sub>(500H<sub>2</sub>O). Use of  $\Delta_f H_m^\circ[\text{NiSO}_4(550\text{H}_2\text{O})] = -958.960 \text{ kJ}\cdot\text{mol}^{-1}$  ( $-229.197 \text{ kcal}\cdot\text{mol}^{-1}$ ) gives  $\Delta_f H_m^\circ[\text{NiSO}_4\cdot 7\text{H}_2\text{O}(cr)] = -2976.40 \text{ kJ}\cdot\text{mol}^{-1}$ .

## C. Auxiliary Values Required for Data Pathway

$$\Delta_f H_m^\circ[\text{NiSO}_4(550\text{H}_2\text{O})],$$

$$\Delta_f H_m^\circ[\text{H}_2\text{O}(l)],$$

$$S_m^\circ[\text{H}_2(\text{g})],$$

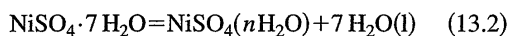
$$S_m^\circ[\text{O}_2(\text{g})],$$

$$S_m^\circ[\text{Ni}(cr)],$$

$$S_m^\circ[\text{S}(cr)].$$

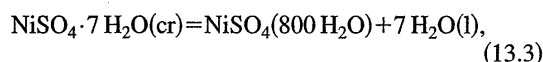
## D. Other Thermodynamic Measurements Considered

36PER measured the enthalpy change for




for temperatures of 287.15 and 290.15 K for different concentrations (i.e., different values of  $n$ ). Two enthalpy of reaction values, one for each temperature, corresponding to  $n = 84.97$ , namely,  $4.28$  and  $4.36 \text{ kcal}\cdot\text{mol}^{-1}$ , were used to extrapolate to 298.15 K, resulting in  $\Delta_{\text{sol}}H_m = 19.58 \text{ kJ}\cdot\text{mol}^{-1}$  ( $4.68 \text{ kcal}\cdot\text{mol}^{-1}$ ). This  $\Delta_{\text{sol}}H_m$  value was then combined with an extrapolated value  $\Delta_f H_m^\circ[\text{NiSO}_4(84.97\text{H}_2\text{O})] = -958.312 \text{ kJ}\cdot\text{mol}^{-1}$  ( $-229.042 \text{ kcal}\cdot\text{mol}^{-1}$ ) and with  $\Delta_f H_m^\circ[\text{H}_2\text{O}(l)]$  (given above) to give  $\Delta_f H_m^\circ[\text{NiSO}_4\cdot 7\text{H}_2\text{O}(cr)] = -2978.70 \text{ kJ}\cdot\text{mol}^{-1}$  ( $-711.93 \text{ kcal}\cdot\text{mol}^{-1}$ ).

1882THO measured the enthalpy change for



for 292.15 K as  $\Delta_{\text{sol}}H_m = 17.78 \text{ kJ}\cdot\text{mol}^{-1}$  ( $4.25 \text{ kcal}\cdot\text{mol}^{-1}$ ). The heat capacity of the reaction was assumed to be  $\Delta_r C_{p,m} = 167 \text{ J}\cdot\text{K}^{-1}\cdot\text{mol}^{-1}$  ( $40 \text{ cal}\cdot\text{K}^{-1}\cdot\text{mol}^{-1}$ ) and the 298.15 K  $\Delta_{\text{sol}}H_m$  was calculated to be  $18.79 \text{ kJ}\cdot\text{mol}^{-1}$  ( $4.48 \text{ kcal}\cdot\text{mol}^{-1}$ ). Combination of this enthalpy of solution with  $\Delta_f H_m^\circ[\text{NiSO}_4(800\text{H}_2\text{O})] = -959.169 \text{ kJ}\cdot\text{mol}^{-1}$  ( $-229.247 \text{ kcal}\cdot\text{mol}^{-1}$ ) and  $\Delta_f H_m^\circ[\text{H}_2\text{O}(l)]$  (given above) led to  $\Delta_f H_m^\circ[\text{NiSO}_4\cdot 7\text{H}_2\text{O}(cr)] = -2978.80 \text{ kJ}\cdot\text{mol}^{-1}$  ( $-711.95 \text{ kcal}\cdot\text{mol}^{-1}$ ).

The Gibbs energy of solution was calculated from the solubility, the activity coefficient of the solute, and a vapor pressure for water in the saturated solution. This calculation gave  $\Delta_f G_m^\circ[\text{NiSO}_4\cdot 7\text{H}_2\text{O}(cr)] = -2480.3 \text{ kJ}\cdot\text{mol}^{-1}$  ( $-592.8 \text{ kcal}\cdot\text{mol}^{-1}$ ), quite different from the tabulated value. [Author's note: On the worksheets the nonideality contributions for both water and the solute were miscalculated. Whereas the worksheets indicated that the Gibbs energy of solution was  $25.56 \text{ kJ}\cdot\text{mol}^{-1}$  ( $6.11 \text{ kcal}\cdot\text{mol}^{-1}$ ), correction of the arithmetic errors gives  $\Delta_{\text{sol}}G_m^\circ = 12.80$





$\text{kJ}\cdot\text{mol}^{-1}$  (3.06  $\text{kcal}\cdot\text{mol}^{-1}$ ) and  $\Delta_f G_m^\circ[\text{NiSO}_4\cdot 7\text{H}_2\text{O}(\text{cr})] = -2467.60 \text{ kJ}\cdot\text{mol}^{-1}$  ( $-589.77 \text{ kcal}\cdot\text{mol}^{-1}$ ).

#### E. More Recent Determinations of the Thermodynamic Properties of $\text{NiSO}_4\cdot 7\text{H}_2\text{O}(\text{cr})$

93PRZ/WIS measured the enthalpy of solution of  $\text{NiSO}_4\cdot 7\text{H}_2\text{O}$  in water at 298.15 K in a "nonadiabatic-nonisothermal calorimeter." Measurements were made at a "mass ratio of salt to water" of  $5\times 10^{-4}$ . The enthalpy of solution was reported to be  $15.644 \text{ kJ}\cdot\text{mol}^{-1}$ ; it was not clear whether this was for the concentration in the calorimeter or whether it had been reduced to infinite dilution by some means. Assuming this value corresponded to infinite dilution and combining it with tabulated values of  $\Delta_f H_m^\circ[\text{NiSO}_4(\text{aq})] = -963.2 \text{ kJ}\cdot\text{mol}^{-1}$  and  $\Delta_f H_m^\circ(\text{H}_2\text{O})$  (given above) yields  $\Delta_f H_m^\circ[\text{NiSO}_4\cdot 7\text{H}_2\text{O}(\text{cr})] = -2979.65 \text{ kJ}\cdot\text{mol}^{-1}$ .

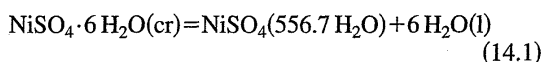
#### F. Bibliography

1882THO Thomsen J., Thermochemische Untersuchungen (Barth, Leipzig, 1882–1886).  
36PER Perreu, J., thesis, Paris, 1936.  
66STO/ARC Stout, J. W., Archibald, R. C., Brodale, G. E., and Giauque, W. F., J. Chem. Phys. **44**, 405 (1966).  
93PRZ/WIS Przepiera, A., Wisniewski, M., Dabrowski, W., and Jablonski, M., J. Therm. Anal. **40**, 1139 (1993).

### 14. $\alpha\text{-NiSO}_4\cdot 6\text{H}_2\text{O}(\text{cr})$

#### A. Selected Values, NBS Tables

The entropy, heat capacity, and enthalpy relative to 0 K were all taken from 66STO/ARC;  $S_m^\circ = 334.47 \text{ J}\cdot\text{K}^{-1}\cdot\text{mol}^{-1}$  ( $79.94 \text{ cal}\cdot\text{K}^{-1}\cdot\text{mol}^{-1}$ ). 66STO/ARC also measured the enthalpy of solution of  $\text{NiSO}_4\cdot 6\text{H}_2\text{O}$  in water:



at 298.15 K and obtained  $\Delta_{\text{sol}} H_m = 8.945 \text{ kJ}\cdot\text{mol}^{-1}$  ( $2.138 \text{ kcal}\cdot\text{mol}^{-1}$ ). Combination of this value with  $\Delta_f H_m^\circ[\text{NiSO}_4(556.7\text{H}_2\text{O})] = -958.906 \text{ kJ}\cdot\text{mol}^{-1}$  ( $-229.184 \text{ kcal}\cdot\text{mol}^{-1}$ ) and  $\Delta_f H_m^\circ[\text{H}_2\text{O}(\text{l})] = -285.830 \text{ kJ}\cdot\text{mol}^{-1}$  ( $-68.315 \text{ kcal}\cdot\text{mol}^{-1}$ ) gave  $\Delta_f H_m^\circ[\text{NiSO}_4\cdot 6\text{H}_2\text{O}(\text{cr})] = -2682.831 \text{ kJ}\cdot\text{mol}^{-1}$  ( $-641.212 \text{ kcal}\cdot\text{mol}^{-1}$ ).

The Gibbs energy of formation was calculated from the difference of the enthalpy of formation  $-2682.82 \text{ kJ}\cdot\text{mol}^{-1}$  ( $-641.21 \text{ kcal}\cdot\text{mol}^{-1}$ ) and the entropy of formation  $-1535.645 \text{ J}\cdot\text{K}^{-1}\cdot\text{mol}^{-1}$  ( $-367.028 \text{ cal}\cdot\text{K}^{-1}\cdot\text{mol}^{-1}$ );  $\Delta_f G_m^\circ[\text{NiSO}_4\cdot 6\text{H}_2\text{O}(\text{cr})] = -2224.980 \text{ kJ}\cdot\text{mol}^{-1}$  ( $-531.783 \text{ kcal}\cdot\text{mol}^{-1}$ ).

#### B. Comments

The enthalpy of formation used for  $\text{NiSO}_4(557\text{H}_2\text{O})$  was actually the value tabulated for  $\text{NiSO}_4(500\text{H}_2\text{O})$ . Use of  $\Delta_f H_m^\circ[\text{NiSO}_4(557\text{H}_2\text{O})] = -958.960 \text{ kJ}\cdot\text{mol}^{-1}$  ( $-229.197 \text{ kcal}\cdot\text{mol}^{-1}$ ) [this is the same value as that calculated for

$\text{NiSO}_4(550\text{H}_2\text{O})$ ; the tabulated values are no more accurate than this] gives  $\Delta_f H_m^\circ[\text{NiSO}_4\cdot 6\text{H}_2\text{O}(\text{cr})] = -2682.885 \text{ kJ}\cdot\text{mol}^{-1}$ .

#### C. Auxiliary Values Required for Data Pathway

$$\Delta_f H_m^\circ[\text{NiSO}_4(557\text{H}_2\text{O})],$$

$$\Delta_f H_m^\circ[\text{H}_2\text{O}(\text{l})],$$

$$S_m^\circ[\text{H}_2(\text{g})],$$

$$S_m^\circ[\text{O}_2(\text{g})],$$

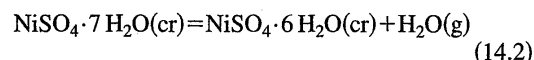
$$S_m^\circ[\text{Ni}(\text{cr})],$$

$$S_m^\circ[\text{S}(\text{cr})].$$

#### D. Other Thermodynamic Measurements Considered

65JAM/BRO measured the enthalpy of solution of  $\text{NiSO}_4\cdot 6\text{H}_2\text{O}(\text{cr})$  in water at 302.15 K. The NBS worksheet indicated the measured  $\Delta_{\text{sol}} H_m$  was  $6 \text{ kcal}\cdot\text{mol}^{-1}$ . The heat capacity for the reaction was assumed to be  $40 \text{ cal}\cdot\text{K}^{-1}\cdot\text{mol}^{-1}$  to calculate the 298.15 K value of  $\Delta_{\text{sol}} H_m = 5.8 \text{ kcal}\cdot\text{mol}^{-1}$ . This value was combined with  $\Delta_f H_m^\circ[\text{NiSO}_4(\text{aq})] = -229.0 \text{ kcal}\cdot\text{mol}^{-1}$ , and the enthalpy of formation of water (given above) to obtain  $\Delta_f H_m^\circ[\text{NiSO}_4\cdot 6\text{H}_2\text{O}(\text{cr})] = -644.7 \text{ kcal}\cdot\text{mol}^{-1}$ , which was significantly different than the tabulated value. However, 65JAM/BRO gave the enthalpy of reaction value as  $-6 \text{ cal}\cdot\text{g}^{-1}$ , not  $+6 \text{ kcal}\cdot\text{mol}^{-1}$ , in both a table and a figure. They also stated that the mass of the solute used was on the order of 0.2–0.5 g and that the amount of water was 1 kg. They stated that their uncertainty in the measurement of the temperature difference was 0.002 K which would yield a minimum uncertainty of 2.5 cal in the enthalpy of solution. Combination of all this information results in a 302.15 K enthalpy of solution of  $-1.6 \text{ kcal}\cdot\text{mol}^{-1}$  with a minimum uncertainty in the range of  $\pm(1.3\text{--}3.2) \text{ kcal}\cdot\text{mol}^{-1}$ , as opposed to an enthalpy of solution of  $+6 \text{ kcal}\cdot\text{mol}^{-1}$ . Additionally, the enthalpy of formation used for aqueous nickel sulfate would correspond to a very high concentration, whereas 65JAM/BRO described a procedure that would have resulted in a solution concentration of about  $0.001 \text{ mol}\cdot\text{kg}^{-1}$ . Combination of all these factors results in a 298.15 K enthalpy of formation of  $(-2671.5\pm 12)$  and  $(-638.5\pm 3) \text{ kcal}\cdot\text{mol}^{-1}$  for  $\text{NiSO}_4\cdot 6\text{H}_2\text{O}(\text{cr})$ .


39SIM/KRO measured the vapor pressure of water over nickel sulfate hydrate and determined the enthalpy of the reaction



to be  $43.9 \text{ kJ}\cdot\text{mol}^{-1}$ . This result was considered no further. It would have yielded  $\Delta_f H_m^\circ = -2690.6 \text{ kJ}\cdot\text{mol}^{-1}$ .

64KOH/ZAS measured the vapor pressure corresponding to the reaction of Eq. (14.2) for temperatures from 296.15 to 307.15 K and obtained

$$\log(p/\text{Torr}) = -2566(T^\circ/T) + 9.92. \quad (14.3)$$



Calculation of the enthalpy of reaction from Eq. (14.3) gave  $49.12 \text{ kJ}\cdot\text{mol}^{-1}$  ( $11.74 \text{ kcal}\cdot\text{mol}^{-1}$ ). An assumed heat capacity of the reaction of Eq. (14.2),  $\Delta_r C_{p,m} = -6.3 \text{ J}\cdot\text{K}^{-1}\cdot\text{mol}^{-1}$  ( $-1.5 \text{ cal}\cdot\text{K}^{-1}\cdot\text{mol}^{-1}$ ), was used to obtain  $\Delta_r H_m^\circ(298.15 \text{ K}) = 49.16 \text{ kJ}\cdot\text{mol}^{-1}$  ( $11.75 \text{ kcal}\cdot\text{mol}^{-1}$ ). This was combined with the enthalpies of formation of  $\text{NiSO}_4\cdot 7\text{H}_2\text{O}(\text{cr})$  and  $\text{H}_2\text{O}(\text{g})$  to obtain  $\Delta_r H_m^\circ[\text{NiSO}_4\cdot 6\text{H}_2\text{O}(\text{cr})] = -2685.37 \text{ kJ}\cdot\text{mol}^{-1}$  ( $-641.82 \text{ kcal}\cdot\text{mol}^{-1}$ ).

35BON/BUR measured decomposition pressures for the reaction of Eq. (14.2) from 283.15 to 298.15 K. These measurements were apparently considered no further. If one uses the same method of treatment as that described in the previous paragraph, one obtains  $\Delta_r H_m^\circ[\text{NiSO}_4\cdot 6\text{H}_2\text{O}(\text{cr})] = -2682.20 \text{ kJ}\cdot\text{mol}^{-1}$  ( $-641.06 \text{ kcal}\cdot\text{mol}^{-1}$ ).

40BEL measured the vapor pressure corresponding to the reaction of Eq. (14.2) and gave values for temperatures of 293.15, 298.15, and 303.15 K. The 298.15 K value was used to calculate  $\Delta_r G_m^\circ = 8.933 \text{ kJ}\cdot\text{mol}^{-1}$  ( $2.135 \text{ kcal}\cdot\text{mol}^{-1}$ ). Repeating the calculation described for 64KOH/ZÄS gave  $\Delta_r H_m^\circ(298.15 \text{ K}) = 52.22 \text{ kJ}\cdot\text{mol}^{-1}$  ( $12.48 \text{ kcal}\cdot\text{mol}^{-1}$ ). This was combined with the enthalpies of formation of  $\text{NiSO}_4\cdot 7\text{H}_2\text{O}(\text{cr})$  and  $\text{H}_2\text{O}(\text{g})$  to obtain  $\Delta_r H_m^\circ[\text{NiSO}_4\cdot 6\text{H}_2\text{O}(\text{cr})] = -2682.3 \text{ kJ}\cdot\text{mol}^{-1}$  ( $-641.09 \text{ kcal}\cdot\text{mol}^{-1}$ ).

23SCH also measured the vapor pressure for the reaction of Eq. (14.2) at 298.15 K and obtained 20.69 Torr. This led to  $\Delta_r G_m^\circ = 8.933 \text{ kJ}\cdot\text{mol}^{-1}$  ( $2.135 \text{ kcal}\cdot\text{mol}^{-1}$ ).

#### E. More Recent Determinations of the Thermodynamic Properties of $\alpha\text{-NiSO}_4\cdot 6\text{H}_2\text{O}(\text{cr})$ .

66GOL/RID measured enthalpies of solution of  $\text{NiSO}_4\cdot 6\text{H}_2\text{O}(\text{cr})$  from  $8.54 \text{ kJ}\cdot\text{mol}^{-1}$  for  $m \sim 0.05 \text{ mol}\cdot\text{kg}^{-1}$  to  $7.41 \text{ kJ}\cdot\text{mol}^{-1}$  for  $m = 0.01 \text{ mol}\cdot\text{kg}^{-1}$  at 298.15 K.

75RAB/WAN used differential scanning calorimetry and other methods to determine the enthalpy change for conversion of the  $\alpha$  form of  $\text{NiSO}_4\cdot 6\text{H}_2\text{O}(\text{cr})$  to the  $\beta$  form to be  $(6.53 \pm 0.17) \text{ kJ}\cdot\text{mol}^{-1}$ .

#### F. Bibliography

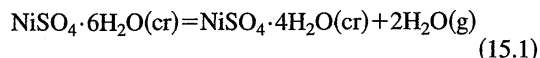
- 23SCH Schwab, W. C., *J. Am. Chem. Soc.* **45**, 342 (1923).  
 35BON/BUR Bonnell, D. G. R., and Burridge, L. W., *Trans. Faraday Soc.* **31**, 473 (1935).  
 39SIM/KRO Simion, A., and Kroner, H., *Z., Anorg. Chem.* **242**, 375 (1939).  
 40BEL Bell, J., *J. Chem. Soc.* 72 (1940).  
 64KOH/ZÄS Kohler K., and Zäske, P., *Z. Anorg. Allg. Chem.* **331**, 1 (1964).  
 65JAM/BRO Jamieson, J. W. S., Brown, G. R., Gruener, D. W., Peiluck, R. V., and LaMontagne, R. A., *Can. J. Chem.* **43**, 2148 (1965).  
 66GOL/RID Goldberg, R. N., Riddell, R. G., Wingard, M. R., Hopkins, H. P., Wulff, C. A., and Hepler, L. G., *J. Phys. Chem.* **70**, 706 (1966).  
 66STO/ARC Stout, J. W., Archibald, R. C., Brodale, G. E.,

and Giauque, W. F., *J. Chem. Phys.* **44**, 405 (1966).  
 75RAB/WAN Rabberling, G., Wanrooy, J., and Schuijff, A., *Thermochim. Acta* **12**, 57 (1975).

## 15. $\text{NiSO}_4\cdot 4\text{H}_2\text{O}(\text{cr})$

### A. Selected Values, NBS Tables

64KOH/ZÄS measured the vapor pressure for the reaction



for temperatures from 313.15 to 327.15 K. The vapor pressure relation was reported to be

$$\log(p/\text{Torr}) = (-2478 \text{ K})/T + 9.34. \quad (15.2)$$

Calculation of the enthalpy of reaction from Eq. (15.2) gave  $47.45 \text{ kJ}\cdot\text{mol}^{-1}$  ( $11.34 \text{ kcal}\cdot\text{mol}^{-1}$ ). An assumed heat capacity of reaction (15.1)  $\Delta_r C_{p,m}^\circ = -6.3 \text{ J}\cdot\text{K}^{-1}\cdot\text{mol}^{-1}$  ( $-1.5 \text{ cal}\cdot\text{K}^{-1}\cdot\text{mol}^{-1}$ ) was used to obtain  $\Delta_r H_m^\circ(298.15 \text{ K}) = 47.57 \text{ kJ}\cdot\text{mol}^{-1}$  ( $11.37 \text{ kcal}\cdot\text{mol}^{-1}$ ). This was combined with the enthalpies of formation of  $\text{NiSO}_4\cdot 6\text{H}_2\text{O}(\text{cr})$  and  $\text{H}_2\text{O}(\text{g})$ ,  $-2682.83 \text{ kJ}\cdot\text{mol}^{-1}$  ( $-641.212 \text{ kcal}\cdot\text{mol}^{-1}$ ) and  $-241.818 \text{ kJ}\cdot\text{mol}^{-1}$  ( $-57.796 \text{ kcal}\cdot\text{mol}^{-1}$ ), respectively, to obtain  $\Delta_r H_m^\circ[\text{NiSO}_4\cdot 4\text{H}_2\text{O}(\text{cr})] = -2104.1 \text{ kJ}\cdot\text{mol}^{-1}$  ( $-502.9 \text{ kcal}\cdot\text{mol}^{-1}$ ).

### B. Comments

A value of the Gibbs energy of formation could have been calculated from Eq. (15.2) but apparently was not. This value would have been  $\Delta_r G_m^\circ[\text{NiSO}_4\cdot 4\text{H}_2\text{O}(\text{cr})] = -1746.66 \text{ kJ}\cdot\text{mol}^{-1}$  ( $-417.46 \text{ kcal}\cdot\text{mol}^{-1}$ ) had it been calculated and tabulated.

### C. Auxiliary Values Required for Data Pathway

$$\Delta_r H_m^\circ[\text{NiSO}_4\cdot 6\text{H}_2\text{O}(\text{cr})],$$

$$\Delta_r H_m^\circ[\text{H}_2\text{O}(\text{g})].$$

### D. Other Thermodynamic Measurements Considered

None.

### E. More Recent Determinations of the Thermodynamic Properties of $\text{NiSO}_4\cdot 4\text{H}_2\text{O}(\text{cr})$

None.

### F. Bibliography

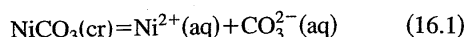
- 64KOH/ZÄS Kohler K., and Zäske, P., *Z. Anorg. Allg. Chem.* **331**, 1 (1964).

## 16. $\text{NiCO}_3(\text{cr})$

### A. Selected Values, NBS Tables

A value of the solubility product,  $\log K_{sp} = -6.87$ , was taken from 64SIL/MAR for the reaction





for 298.15 K. The Gibbs energy of reaction,  $39.22 \text{ kJ}\cdot\text{mol}^{-1}$  ( $9.37 \text{ kcal}\cdot\text{mol}^{-1}$ ), was calculated from that value and subsequently combined with the Gibbs energies of formation of  $\text{Ni}^{2+}(\text{aq})$  and  $\text{CO}_3^{2-}(\text{aq})$ ,  $-45.6 \text{ kJ}\cdot\text{mol}^{-1}$  ( $-10.9 \text{ kcal}\cdot\text{mol}^{-1}$ ) and  $-527.90 \text{ kJ}\cdot\text{mol}^{-1}$  ( $-126.17 \text{ kcal}\cdot\text{mol}^{-1}$ ), respectively, to obtain  $\Delta_f G_m^\circ[\text{NiCO}_3(\text{cr})] = -612.5 \text{ kJ}\cdot\text{mol}^{-1}$  ( $-146.4 \text{ kcal}\cdot\text{mol}^{-1}$ ).

#### B. Comments

None.

#### C. Auxiliary Values Required for Data Pathway

$$\Delta_f G_m^\circ[\text{Ni}^{2+}(\text{aq})],$$

$$\Delta_f G_m^\circ[\text{CO}_3^{2-}(\text{aq})].$$

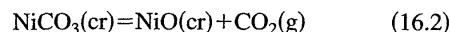
#### D. Other Thermodynamic Measurements Considered

None.

#### E. More Recent Determinations of the Thermodynamic Properties of $\text{NiCO}_3(\text{cr})$

82GAM/REI measured the solubility of  $\text{NiCO}_3(\text{cr})$  in aqueous perchlorate solution, with variation of pH, at temperatures of 348.15, 358.15, and 363.15 K. They extrapolated their results to  $I=0$  and to 298.15 K and combined them with other literature values of thermodynamic properties to obtain a range of possible Gibbs energies of formation. This range was ( $-634.4$  to  $-640.2$ )  $\text{kJ}\cdot\text{mol}^{-1}$ , or about  $35 \text{ kJ}\cdot\text{mol}^{-1}$  more negative than the value described in Sec. A.

91TAR/FAZ measured the equilibrium pressure for the reaction



for temperatures from 573 to 673 K. From their measurements and auxiliary data, they calculated  $\Delta_f G_m^\circ[\text{NiCO}_3(\text{cr})] = (-628.36 \pm 1.2) \text{ kJ}\cdot\text{mol}^{-1}$  and  $\Delta_f H_m^\circ[\text{NiCO}_3(\text{cr})] = (-703.38 \pm 1.2) \text{ kJ}\cdot\text{mol}^{-1}$  for 298.15 K. Their Gibbs energy of formation was approximately  $26 \text{ kJ}\cdot\text{mol}^{-1}$  more negative than that given in the NBS Tables.

62KAL measured the heat capacity of  $\text{NiCO}_3(\text{cr})$  for temperatures from 1.6 K to 70 K.

64KOS/KAL measured the heat capacity of  $\text{NiCO}_3(\text{cr})$  from 70 to 298 K, and the results were presented only graphically. They gave an entropy for 298.15 K,  $S_m^\circ = 85.4 \text{ J}\cdot\text{K}^{-1}\cdot\text{mol}^{-1}$ .

#### F. Bibliography

- 62KAL Kalinkina, N., Zh. Eksp. Teor. Fiz. **43**, 2028 (1962).  
 64KOS/KAL Kostyukov, V. N., and Kalinkina, I. N., Russ. J. Phys. Chem. **38**, 422 (1964).  
 64SIL/MAR Sillen, L. G., and Martell, A. E., Stability Constants of Metal-Ion Complexes (The Chemical Society, London, 1964).  
 82GAM/REI Gamsjäger, H., Reiterer, F., and Heindl, R., Ber. Bunsenges. Phys. Chem. **86**, 1046 (1982).  
 91TAR/FAZ Tareen, J. A. K., Fazelli, A. R., Basavalingu, and Bhandage, G. T., Eur. J. Mineral. **3**, 501 (1991).