

NCER Science Web Site Statistics

Monthly View: November 2006

November 1, 2006 12:00:00 AM – November 30, 2006 11:59:31 PM

This report was generated by WebTrends 7 - Enterprise, Version: 7.5, Build: 16366 .
Thursday, January 4, 2007 4:56:52 PM
Final report conversion by WebTrends Report Exporter, Version 7.5 (build 16363)

Copyright (C) 1996-2005 WebTrends Inc. All rights reserved.

Table of Contents

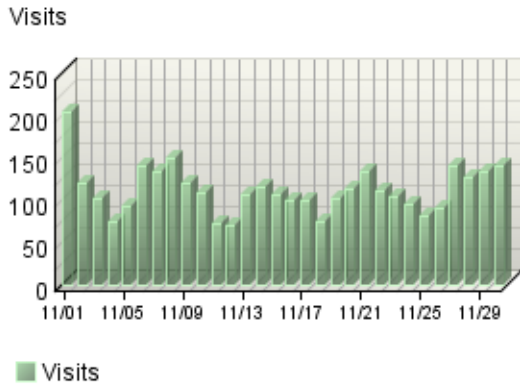
Overview Dashboard	1
Visitors Dashboard	3
Pages Dashboard	6
Navigation Dashboard	8
Technical Dashboard	9
Activity Dashboard	11
Browsers and Platforms Dashboard	13
Visitors Dashboard	15
Top Visitors	18
New vs. Return Visits	26
Visitors by Number of Visits	28
Visitors Trend	30
Visits Trend	36
Organizations	38
Authenticated Usernames	41
Domain Names	43
Top-Level Domain Types	45
Geography Dashboard	48
Regions	49
Countries	51
North American States and Provinces	53
Cities	54
Pages Dashboard	55
Pages	57
Content Groups	67
Directories	69
Files Dashboard	71

Downloaded Files	72
Accessed File Types	76
Uploaded Files	78

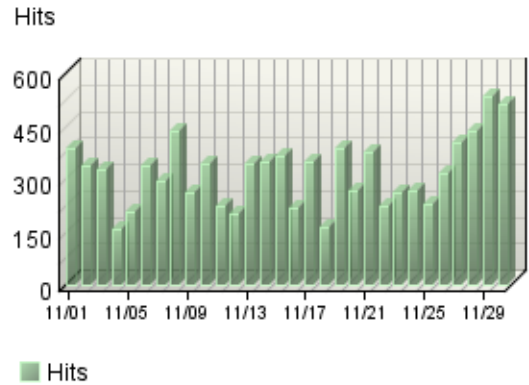
Overview Dashboard

This displays key graphs and tables that provide an overview of the entire report. When viewing through the on-demand interface, you can click on the title of a graph or table to navigate to the corresponding page.

Visits Trend



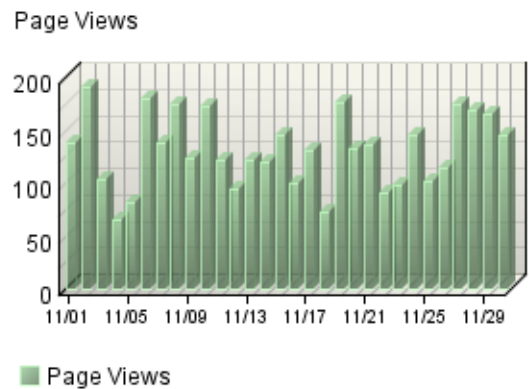
Hits Trend



Visitor Summary

Visitors	2,124
Visitors Who Visited Once	1,844
Visitors Who Visited More Than Once	280
Average Visits per Visitor	1.59

Page Views Trend



Visit Summary

Visits	3,380
Average per Day	112
Average Visit Duration	00:05:49
Median Visit Duration	00:00:54
International Visits	0.00%
Visits of Unknown Origin	100.00%
Visits from Your Country: United States (US)	0.00%

Hit Summary

Successful Hits for Entire Site	9,522
Average Hits per Day	317
Home Page Hits	-

Page View Summary

Page Views	3,927
Average per Day	130
Average Page Views per Visit	1.16

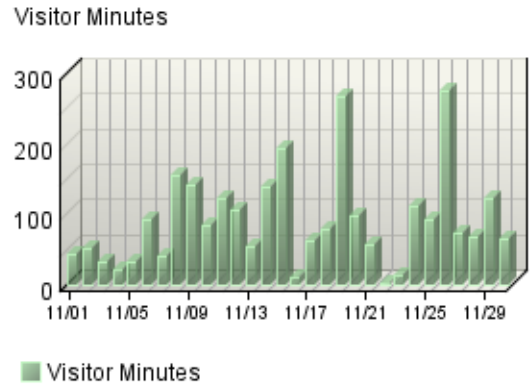
Visitors Dashboard

This displays key graphs and tables that provide an overview of the Visitors chapter. When viewing through the on-demand interface, you can click on the title of a graph or table to navigate to the corresponding page.

Active Visits Trend



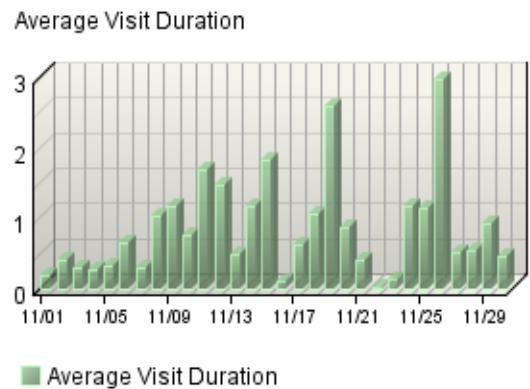
Visitor Minutes Trend



Visitor Summary

Visitors	2,124
Visitors Who Visited Once	1,844
Visitors Who Visited More Than Once	280
Average Visits per Visitor	1.59

Average Length of Visit Trend

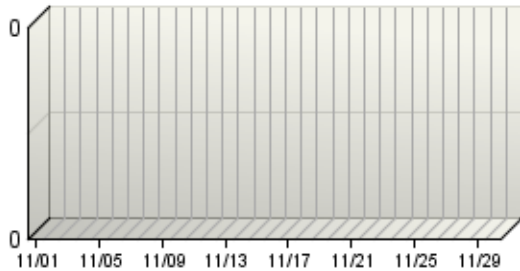


Visit Summary

Visits	3,380
Average per Day	112
Average Visit Duration	00:05:49
Median Visit Duration	00:00:54
International Visits	0.00%
Visits of Unknown Origin	100.00%
Visits from Your Country: United States (US)	0.00%

New Visitors Trend


New Visitors



■ New Visitors

Countries

Visits



■ Unknown Country

Organizations

No data is available for this graph.

Authenticated Usernames

No data is available for this graph.

New vs. Return Visits

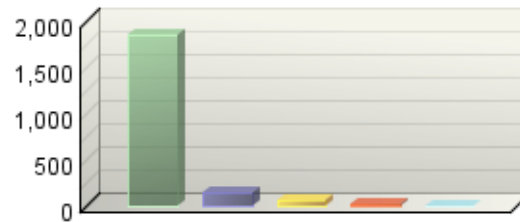
Visits



■ Returning Visitors

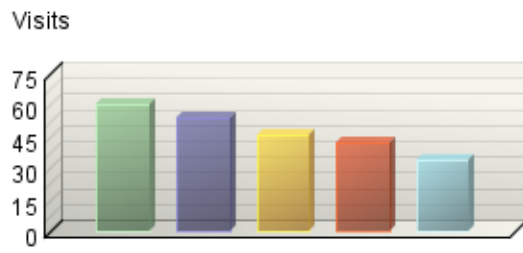
Visitors by Number of Visits

Visitors



■ 1 visit ■ 2 visits ■ 3 visits ■ 4 visits ■ 5 visits

Top Visitors

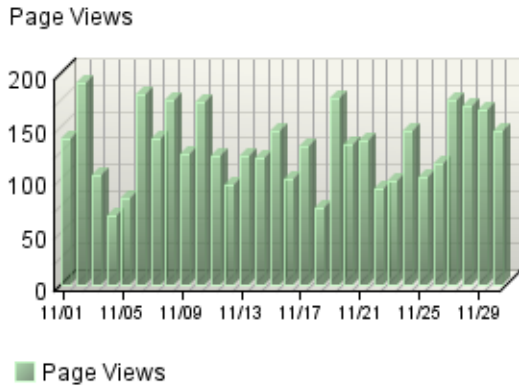


209.241.144.34_Mo... 70.42.51.20_FAST ...
72.30.216.98_Mozill... 74.6.71.232_Mozilla...
66.249.72.236_Mozi...

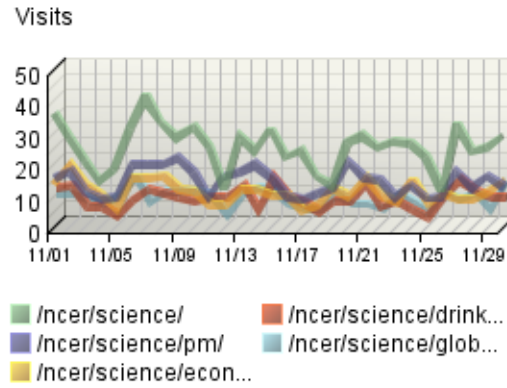
Pages Dashboard

This displays key graphs and tables that provide an overview of the Pages chapter. When viewing through the on-demand interface, you can click on the title of a graph or table to navigate to the corresponding page.

Page Views Trend



Pages Trend



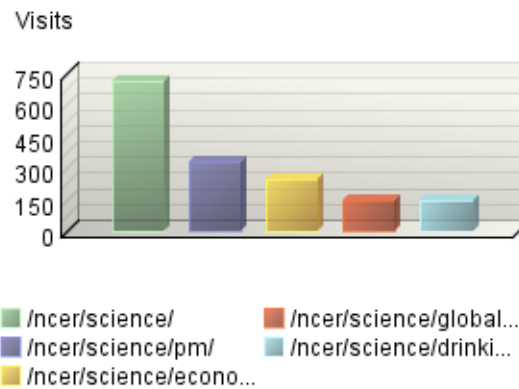
Content Groups

No data is available for this graph.

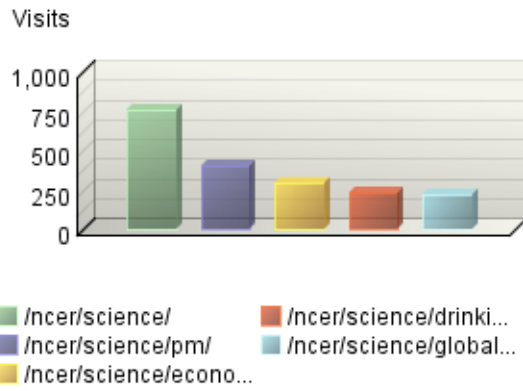
Page View Summary

Page Views	3,927
Average per Day	130
Average Page Views per Visit	1.16

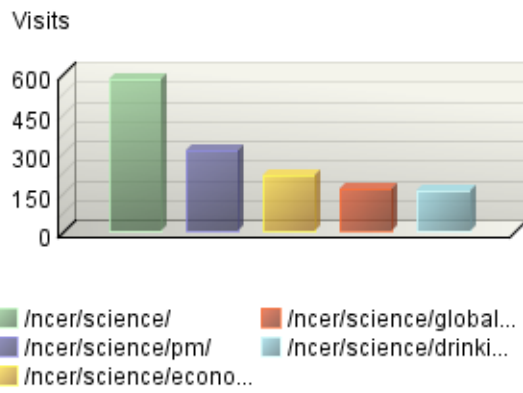
Entry Pages



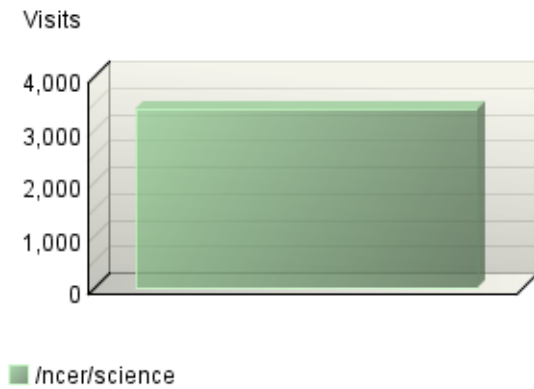
Pages



Exit Pages



Directories

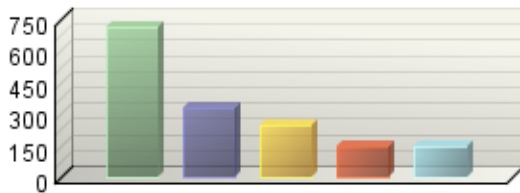


Navigation Dashboard

This dashboard summarizes important information related to online navigation.

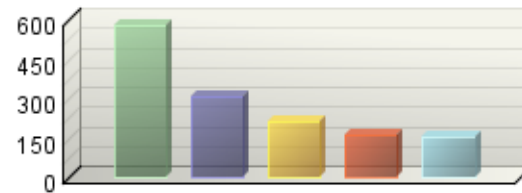
Entry Pages

Visits



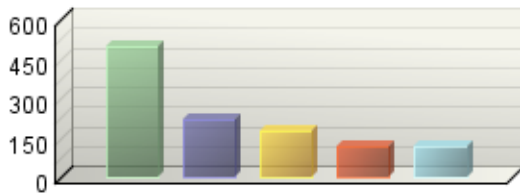
Exit Pages

Visits



Single-Page Visits

Visits

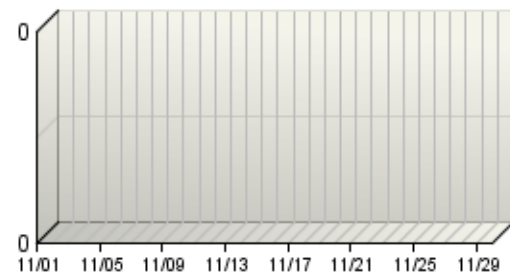


Technical Dashboard

This dashboard summarizes important information related to online technical activity.

Average Time to Serve Pages

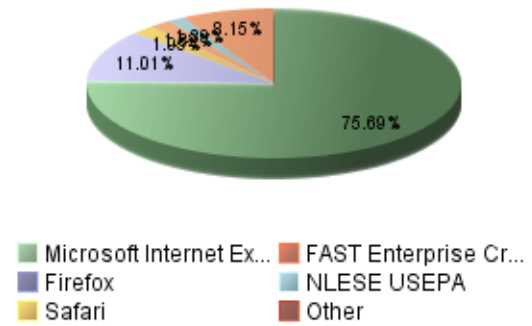
Average Time to Serve



■ Average Time to Serve

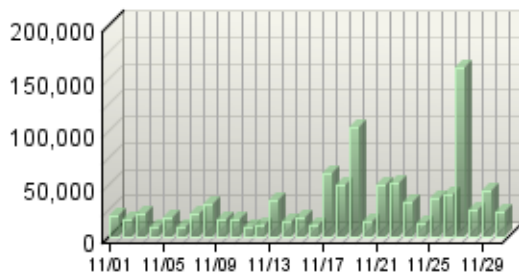
Browsers by Version

Visits



Bandwidth: Kbytes Transferred Trend

Kbytes Transferred

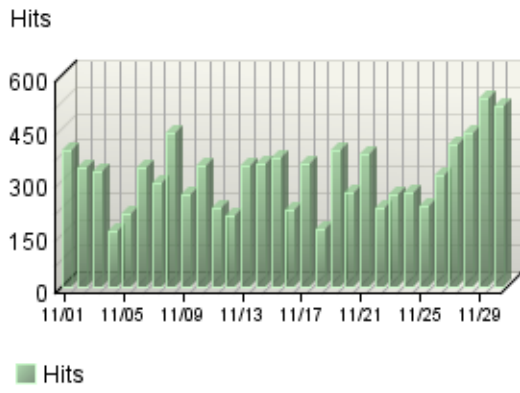


■ Kbytes Transferred

Technical Summary

Total Hits	10,521
Successful Hits	9,522
Successful Hits (as Percent)	90.50%
Failed Hits	999
Failed Hits (as Percent)	9.50%
Cached Hits	590
Cached Hits (as Percent)	5.61%

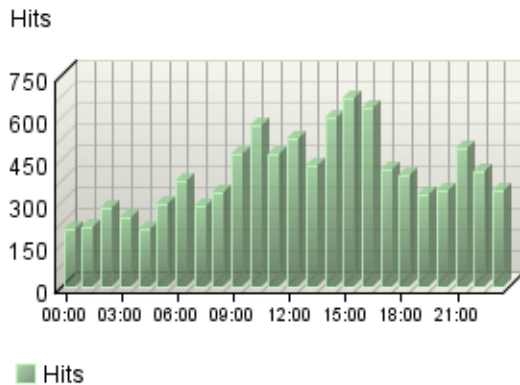
Hits Trend



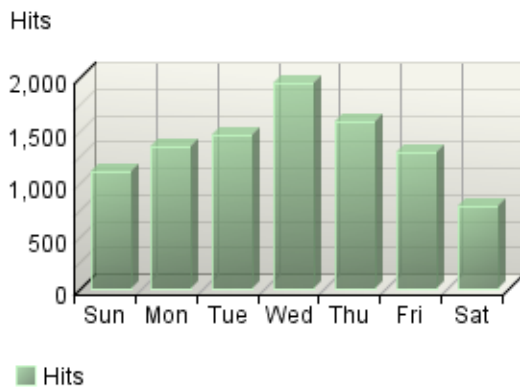
Activity Dashboard

This displays key graphs and tables that provide an overview of the Activity chapter. When viewing through the on-demand interface, you can click on the title of a graph or table to navigate to the corresponding page.

Hits by Hour of the Day



Hits by Day of the Week



Most Active Summary

Most Active Date	11/29/06
Number of Hits on Most Active Date	532
Most Active Day of the Week	Wednesday
Most Active Hour of the Day	15:00-15:59

Least Active Summary

Least Active Date	11/4/06
Number of Hits on Least Active Date	160
Least Active Day of the Week	Saturday
Least Active Hour of the Day	04:00-04:59

Activity on Weekdays Summary

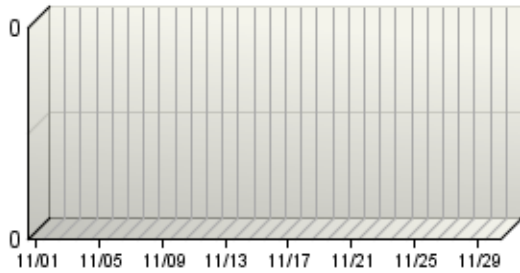
Total Hits Weekdays	7,632
Total Visits Weekdays	2,715
Average Number of Visits per day on Weekdays	123
Average Number of Hits per day on Weekdays	346

Activity on Weekends Summary

Total Hits Weekend	1,890
Total Visits Weekend	665
Average Number of Visits per Weekend	166
Average Number of Hits per Weekend	472

Average Time to Serve Pages

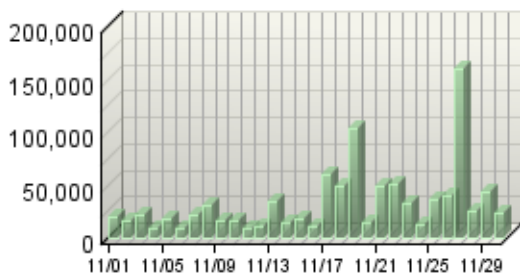
Average Time to Serve



■ Average Time to Serve

Bandwidth: Kbytes Transferred Trend

Kbytes Transferred

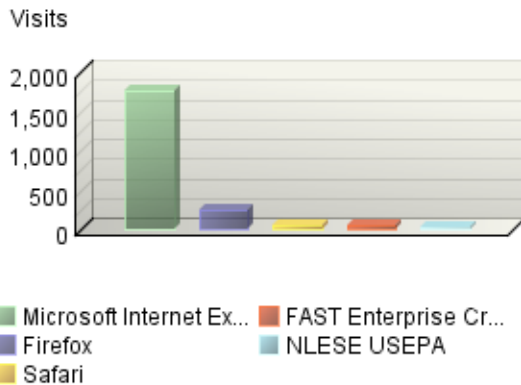


■ Kbytes Transferred

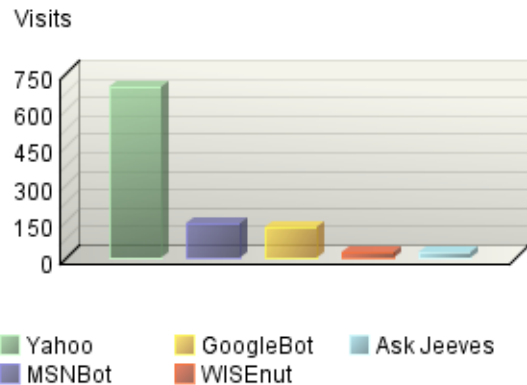
Browsers and Platforms Dashboard

This displays key graphs and tables that provide an overview of the Browsers and Platforms chapter. When viewing through the on-demand interface, you can click on the title of a graph or table to navigate to the corresponding page.

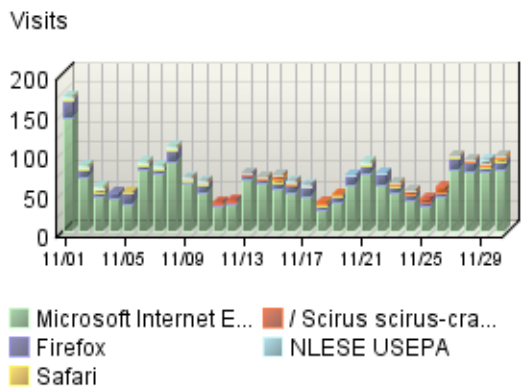
Browsers



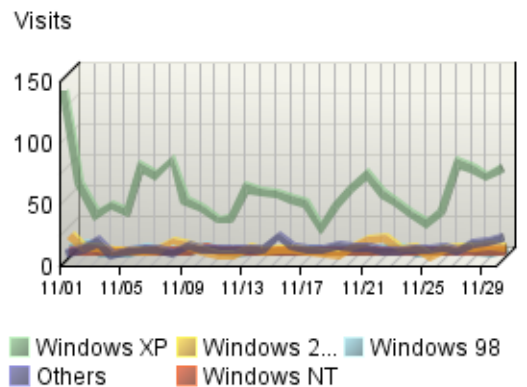
Spiders



Browsers Trend



Platforms Trend



WAP Devices

No data is available for this graph.

Palm Devices

No data is available for this graph.

WAP Browsers

No data is available for this graph.

Palm Browsers

No data is available for this graph.

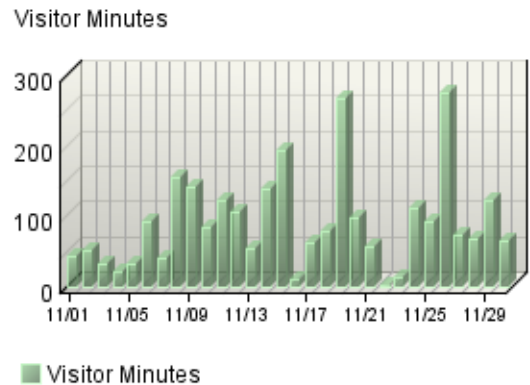
Visitors Dashboard

This displays key graphs and tables that provide an overview of the Visitors chapter. When viewing through the on-demand interface, you can click on the title of a graph or table to navigate to the corresponding page.

Active Visits Trend



Visitor Minutes Trend



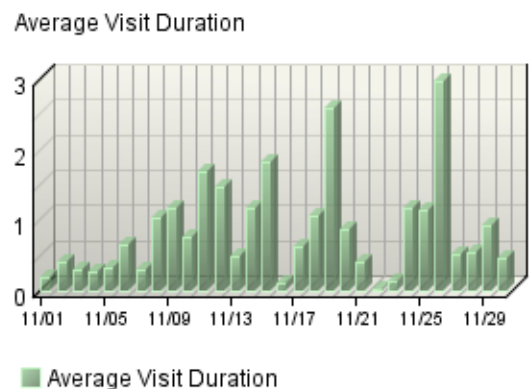
Visitor Summary

Visitors	2,124
Visitors Who Visited Once	1,844
Visitors Who Visited More Than Once	280
Average Visits per Visitor	1.59

Visit Summary

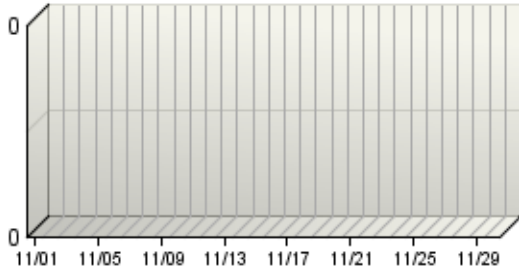
Visits	3,380
Average per Day	112
Average Visit Duration	00:05:49
Median Visit Duration	00:00:54
International Visits	0.00%
Visits of Unknown Origin	100.00%
Visits from Your Country: United States (US)	0.00%

Average Length of Visit Trend



New Visitors Trend


New Visitors



■ New Visitors

Countries

Visits



■ Unknown Country

Organizations

No data is available for this graph.

Authenticated Usernames

No data is available for this graph.

New vs. Return Visits

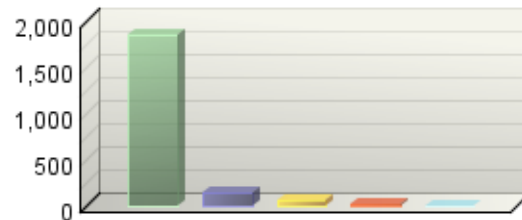
Visits



■ Returning Visitors

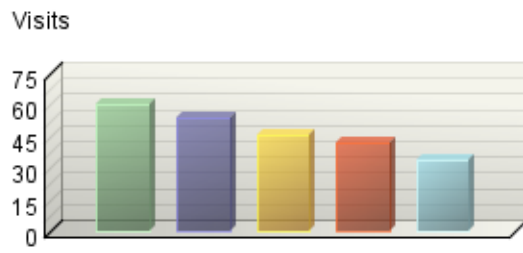
Visitors by Number of Visits

Visitors



■ 1 visit ■ 2 visits ■ 3 visits ■ 4 visits ■ 5 visits

Top Visitors

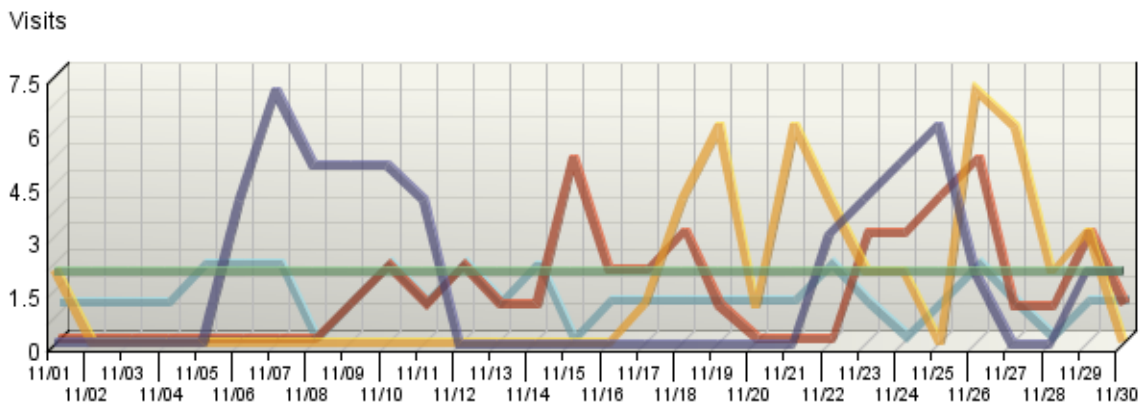


209.241.144.34_Mo... 70.42.51.20_FAST ...
72.30.216.98_Mozill... 74.6.71.232_Mozilla...
66.249.72.236_Mozi...

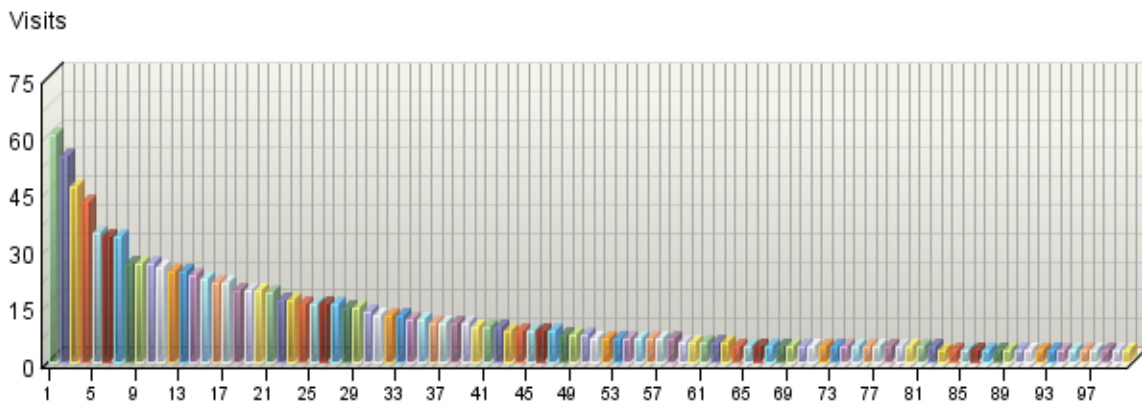
Top Visitors

This report identifies the IP address, domain name, or cookie of each visitor, and identifies the visitor's activity level on the site. If you use cookies to track visits, WebTrends can differentiate between hits from different visitors with the same IP address.

Top Visitors Trend



Top Visitors



Top Visitors

	Visitor	Visits	% Visits	Hits
■ 1.	209.241.144.34_Mozilla/4.0 (compatible; MSIE 6.0; Windows NT; MS Search 4.0 Robot)	60	1.78%	60

	Visitor	Visits	% Visits	Hits
2.	72.30.216.98_Mozilla/5.0 (compatible; Yahoo! Slurp; http://help.yahoo.com/help/us/ysearch/slurp)	54	1.60%	54
3.	66.249.72.236_Mozilla/5.0 (compatible; Googlebot/2.1; +http://www.google.com/bot.html)	46	1.36%	196
4.	70.42.51.20_FAST Enterprise Crawler 6 / Scirus scirus-crawler@fast.no; http://www.scirus.com/srsapp/contactus/	42	1.24%	354
5.	74.6.71.232_Mozilla/5.0 (compatible; Yahoo! Slurp; http://help.yahoo.com/help/us/ysearch/slurp)	34	1.01%	68
6.	74.6.65.226_Mozilla/5.0 (compatible; Yahoo! Slurp; http://help.yahoo.com/help/us/ysearch/slurp)	33	0.98%	33
7.	74.6.73.250_Mozilla/5.0 (compatible; Yahoo! Slurp; http://help.yahoo.com/help/us/ysearch/slurp)	33	0.98%	66
8.	207.46.98.149_msnbot/1.0 (+http://search.msn.com/msnbot.htm)	26	0.77%	40
9.	74.6.68.169_Mozilla/5.0 (compatible; Yahoo! Slurp; http://help.yahoo.com/help/us/ysearch/slurp)	26	0.77%	26
10.	134.67.99.162_NLESE USEPA	26	0.77%	128
11.	64.242.88.60_Mozilla/4.0 compatible ZyBorg/1.0 (wn-14.zyborg@looksmart.net; http://www.WISEnutbot.com)	25	0.74%	41
12.	72.30.216.38_Mozilla/5.0 (compatible; Yahoo! Slurp; http://help.yahoo.com/help/us/ysearch/slurp)	24	0.71%	24
13.	65.55.213.109_msnbot-media/1.0 (+http://search.msn.com/msnbot.htm)	24	0.71%	48
14.	66.249.72.8_Mozilla/5.0 (compatible; Googlebot/2.1; +http://www.google.com/bot.html)	23	0.68%	38
15.	72.30.226.166_Mozilla/5.0 (compatible; Yahoo! Slurp; http://help.yahoo.com/help/us/ysearch/slurp)	22	0.65%	22
16.	69.25.71.12_Accoona-AI-Agent/1.1.2 (aicrawler at accoonabot dot com)	21	0.62%	303
17.	72.30.215.202_Mozilla/5.0 (compatible; Yahoo! Slurp; http://help.yahoo.com/help/us/ysearch/slurp)	21	0.62%	21
18.	207.46.98.148_msnbot/1.0 (+http://search.msn.com/msnbot.htm)	19	0.56%	35
19.	74.6.66.44_Mozilla/5.0 (compatible; Yahoo! Slurp; http://help.yahoo.com/help/us/ysearch/slurp)	19	0.56%	19

	Visitor	Visits	% Visits	Hits
20.	66.195.172.130_Mozilla/4.0 (compatible; MSIE 5.5; Windows NT 5.0) Fetch API Request	19	0.56%	20
21.	207.46.98.147_msnbot/1.0 (+http://search.msn.com/msnbot.htm)	18	0.53%	32
22.	72.30.226.206_Mozilla/5.0 (compatible; Yahoo! Slurp; http://help.yahoo.com/help/us/ysearch/slurp)	16	0.47%	16
23.	66.249.72.143_Mozilla/5.0 (compatible; Googlebot/2.1; +http://www.google.com/bot.html)	16	0.47%	23
24.	72.30.177.164_Mozilla/5.0 (compatible; Yahoo! Slurp; http://help.yahoo.com/help/us/ysearch/slurp)	15	0.44%	15
25.	74.6.65.232_Mozilla/5.0 (compatible; Yahoo! Slurp; http://help.yahoo.com/help/us/ysearch/slurp)	15	0.44%	15
26.	74.6.71.124_Mozilla/5.0 (compatible; Yahoo! Slurp; http://help.yahoo.com/help/us/ysearch/slurp)	15	0.44%	15
27.	66.249.72.17_Mozilla/5.0 (compatible; Googlebot/2.1; +http://www.google.com/bot.html)	15	0.44%	27
28.	74.6.74.83_Mozilla/5.0 (compatible; Yahoo! Slurp; http://help.yahoo.com/help/us/ysearch/slurp)	14	0.41%	14
29.	72.30.216.109_Mozilla/5.0 (compatible; Yahoo! Slurp; http://help.yahoo.com/help/us/ysearch/slurp)	14	0.41%	14
30.	72.30.177.181_Mozilla/5.0 (compatible; Yahoo! Slurp; http://help.yahoo.com/help/us/ysearch/slurp)	13	0.38%	13
31.	72.30.252.93_Mozilla/5.0 (compatible; Yahoo! Slurp; http://help.yahoo.com/help/us/ysearch/slurp)	12	0.36%	12
32.	74.6.70.86_Mozilla/5.0 (compatible; Yahoo! Slurp; http://help.yahoo.com/help/us/ysearch/slurp)	12	0.36%	12
33.	64.4.8.121_msnbot/1.0 (+http://search.msn.com/msnbot.htm)	12	0.36%	18
34.	74.6.71.8_Mozilla/5.0 (compatible; Yahoo! Slurp; http://help.yahoo.com/help/us/ysearch/slurp)	11	0.33%	11
35.	72.30.214.232_Mozilla/5.0 (compatible; Yahoo! Slurp; http://help.yahoo.com/help/us/ysearch/slurp)	11	0.33%	11
36.	65.214.44.118_Mozilla/2.0 (compatible; Ask Jeeves/Teoma; +http://sp.ask.com/docs/about/tech_crawling.html)	10	0.30%	10

	Visitor	Visits	% Visits	Hits
37.	74.6.71.216_Mozilla/5.0 (compatible; Yahoo! Slurp; http://help.yahoo.com/help/us/ysearch/slurp)	10	0.30%	10
38.	209.73.161.18_YahooSeeker/CafeKelsa (compatible; Konqueror/3.2; FreeBSD ; http://help.yahoo.com/help/hotjobs/webmaster) (KHTML, like Gecko)	10	0.30%	10
39.	65.55.235.165_msnbot-media/1.0 (+http://search.msn.com/msnbot.htm)	10	0.30%	11
40.	74.6.71.242_Mozilla/5.0 (compatible; Yahoo! Slurp; http://help.yahoo.com/help/us/ysearch/slurp)	9	0.27%	9
41.	74.6.66.9_Mozilla/5.0 (compatible; Yahoo! Slurp; http://help.yahoo.com/help/us/ysearch/slurp)	9	0.27%	9
42.	74.6.70.232_Mozilla/5.0 (compatible; Yahoo! Slurp; http://help.yahoo.com/help/us/ysearch/slurp)	9	0.27%	9
43.	69.26.215.70_Mozilla/4.0 (compatible; MSIE 5.5; Win32)	8	0.24%	92
44.	65.214.44.192_Mozilla/2.0 (compatible; Ask Jeeves/Teoma; +http://about.ask.com/en/docs/about/webmasters.shtml)	8	0.24%	14
45.	74.6.70.183_Mozilla/5.0 (compatible; Yahoo! Slurp; http://help.yahoo.com/help/us/ysearch/slurp)	8	0.24%	8
46.	66.249.65.230_Mozilla/5.0 (compatible; Googlebot/2.1; +http://www.google.com/bot.html)	8	0.24%	15
47.	72.36.202.218_Mozilla/4.74 [en] (Windows NT 5.0; U; maxamine.com--robot)	8	0.24%	13
48.	74.6.69.78_Mozilla/5.0 (compatible; Yahoo! Slurp; http://help.yahoo.com/help/us/ysearch/slurp)	7	0.21%	7
49.	72.30.177.12_Mozilla/5.0 (compatible; Yahoo! Slurp; http://help.yahoo.com/help/us/ysearch/slurp)	7	0.21%	8
50.	210.173.180.167_ichiro/2.0 (http://help.goo.ne.jp/door/crawler.html)	7	0.21%	87
51.	161.80.46.53_Mozilla/4.0 (compatible; MSIE 6.0; Windows NT 5.1; SV1; .NET CLR 1.1.4322; .NET CLR 2.0.50727)	6	0.18%	73
52.	204.46.103.221_Mozilla/4.0 (compatible; MSIE 6.0; Windows NT 5.1; SV1; .NET CLR 1.1.4322; .NET CLR 2.0.50727; InfoPath.1)	6	0.18%	26
53.	74.6.70.39_Mozilla/5.0 (compatible; Yahoo! Slurp; http://help.yahoo.com/help/us/ysearch/slurp)	6	0.18%	6

	Visitor	Visits	% Visits	Hits
54.	74.6.75.15_Mozilla/5.0 (compatible; Yahoo! Slurp; http://help.yahoo.com/help/us/ysearch/slurp)	6	0.18%	6
55.	134.67.221.239_NLESE USEPA	6	0.18%	38
56.	75.21.33.122_Tcl http client package 2.5.2	6	0.18%	12
57.	66.249.66.168_Mozilla/5.0 (compatible; Googlebot/2.1; +http://www.google.com/bot.html)	6	0.18%	11
58.	38.113.234.181_voyager/1.0	6	0.18%	6
59.	64.4.8.137_msnbot/1.0 (+http://search.msn.com/msnbot.htm)	5	0.15%	5
60.	74.6.71.163_Mozilla/5.0 (compatible; Yahoo! Slurp; http://help.yahoo.com/help/us/ysearch/slurp)	5	0.15%	5
61.	134.67.2.137_Mozilla/4.0 (compatible; MSIE 6.0; Windows NT 5.1; SV1; .NET CLR 1.1.4322)	5	0.15%	19
62.	74.6.70.219_Mozilla/5.0 (compatible; Yahoo! Slurp; http://help.yahoo.com/help/us/ysearch/slurp)	5	0.15%	5
63.	212.48.8.141_VirgilioBot (admin e-mail address : search@staff.virgilio.it)	5	0.15%	9
64.	74.6.71.74_Mozilla/5.0 (compatible; Yahoo! Slurp; http://help.yahoo.com/help/us/ysearch/slurp)	4	0.12%	4
65.	134.96.104.228_Lynx/2.8.5dev.16 libwww-FM/2.14 SSL-MM/1.4.1 OpenSSL/0.9.7a	4	0.12%	4
66.	66.249.72.143_Googlebot-Image/1.0	4	0.12%	37
67.	74.6.71.243_Mozilla/5.0 (compatible; Yahoo! Slurp; http://help.yahoo.com/help/us/ysearch/slurp)	4	0.12%	4
68.	67.170.100.254_Mozilla/4.0 (compatible; MSIE 6.0; Windows NT 5.1; SV1; .NET CLR 1.0.3705; .NET CLR 1.1.4322; Media Center PC 4.0)	4	0.12%	7
69.	64.34.180.114_Mozilla/4.0 (compatible; MSIE 5.5; Windows NT 5.0)	4	0.12%	5
70.	158.210.77.187_Mozilla/4.0 (compatible; MSIE 6.0; Windows NT 5.1; .NET CLR 1.1.4322)	4	0.12%	9
71.	141.156.28.130_Mozilla/4.0 (compatible; MSIE 6.0; Windows NT 5.1; SV1; .NET CLR 1.1.4322)	4	0.12%	7
72.	74.6.66.54_Mozilla/5.0 (compatible; Yahoo! Slurp; http://help.yahoo.com/help/us/ysearch/slurp)	4	0.12%	4

	Visitor	Visits	% Visits	Hits
73.	69.113.216.1_Mozilla/4.0 (compatible; MSIE 7.0; Windows NT 5.1; .NET CLR 1.1.4322; .NET CLR 2.0.50727)	4	0.12%	17
74.	211.115.109.122_Mozilla/4.0 (compatible; EDI/1.6.6; Edacious & Intelligent Web Robot; Daum Communications Corp., Korea)	4	0.12%	4
75.	64.27.31.205_Mozilla/4.0 (compatible; MSIE 5.5; Windows NT 5.0) METASpider	4	0.12%	4
76.	66.249.72.34_Mozilla/5.0 (compatible; Googlebot/2.1; +http://www.google.com/bot.html)	4	0.12%	26
77.	138.23.85.65_focused_crawler (hermes; Linux i686; http://ivia.ucr.edu/user_agents.html)	4	0.12%	8
78.	66.196.123.40_YahooSeeker/CafeKelsa (compatible; Konqueror/3.2; FreeBSD ; http://help.yahoo.com/help/hotjobs/webmaster) (KHTML, like Gecko)	4	0.12%	5
79.	198.187.56.202_Mozilla/4.0 (compatible; MSIE 7.0; Windows NT 5.1; .NET CLR 1.1.4322; .NET CLR 2.0.50727)	4	0.12%	4
80.	72.30.252.90_Mozilla/5.0 (compatible; Yahoo! Slurp; http://help.yahoo.com/help/us/ysearch/slurp)	4	0.12%	4
81.	161.80.46.124_Mozilla/4.0 (compatible; MSIE 6.0; Windows NT 5.1; SV1; .NET CLR 1.1.4322; .NET CLR 2.0.50727)	4	0.12%	12
82.	216.182.230.213_NutchCVS/0.7.2 (Nutch; http://lucene.apache.org/nutch/bot.html; nutch-agent@lucene.apache.org)	4	0.12%	5
83.	74.6.71.218_Mozilla/5.0 (compatible; Yahoo! Slurp; http://help.yahoo.com/help/us/ysearch/slurp)	3	0.09%	3
84.	196.201.79.244_Mozilla/4.0 (compatible; MSIE 6.0; Windows NT 5.1; SV1)	3	0.09%	3
85.	72.30.177.178_Mozilla/5.0 (compatible; Yahoo! Slurp; http://help.yahoo.com/help/us/ysearch/slurp)	3	0.09%	3
86.	74.6.69.40_Mozilla/5.0 (compatible; Yahoo! Slurp; http://help.yahoo.com/help/us/ysearch/slurp)	3	0.09%	3
87.	198.103.172.9_Mozilla/4.0 (compatible; MSIE 6.0; Windows NT 5.0)	3	0.09%	7
88.	59.164.8.182_Mozilla/4.0 (compatible; MSIE 6.0; Windows NT 5.1; SV1; .NET CLR 1.1.4322)	3	0.09%	13
89.	74.6.73.185_Mozilla/5.0 (compatible; Yahoo! Slurp; http://help.yahoo.com/help/us/ysearch/slurp)	3	0.09%	3

	Visitor	Visits	% Visits	Hits
90.	74.6.72.225_Mozilla/5.0 (compatible; Yahoo! Slurp; http://help.yahoo.com/help/us/ysearch/slurp)	3	0.09%	3
91.	74.6.71.62_Mozilla/5.0 (compatible; Yahoo! Slurp; http://help.yahoo.com/help/us/ysearch/slurp)	3	0.09%	3
92.	74.6.67.112_Mozilla/5.0 (compatible; Yahoo! Slurp; http://help.yahoo.com/help/us/ysearch/slurp)	3	0.09%	3
93.	74.6.70.159_Mozilla/5.0 (compatible; Yahoo! Slurp; http://help.yahoo.com/help/us/ysearch/slurp)	3	0.09%	3
94.	74.6.67.151_Mozilla/5.0 (compatible; Yahoo! Slurp; http://help.yahoo.com/help/us/ysearch/slurp)	3	0.09%	3
95.	74.6.71.88_Mozilla/5.0 (compatible; Yahoo! Slurp; http://help.yahoo.com/help/us/ysearch/slurp)	3	0.09%	3
96.	74.6.71.120_Mozilla/5.0 (compatible; Yahoo! Slurp; http://help.yahoo.com/help/us/ysearch/slurp)	3	0.09%	3
97.	213.8.188.152_Mozilla/4.0 (compatible; MSIE 6.0; Windows NT 5.2; SV1; .NET CLR 1.1.4322; InfoPath.1)	3	0.09%	3
98.	193.140.154.59_Mozilla/4.0 (compatible; MSIE 6.0; Windows NT 5.1; SV1)	3	0.09%	3
99.	74.6.70.245_Mozilla/5.0 (compatible; Yahoo! Slurp; http://help.yahoo.com/help/us/ysearch/slurp)	3	0.09%	6
100.	64.12.116.5_Mozilla/4.0 (compatible; MSIE 6.0; AOL 9.0; Windows NT 5.1; SV1; FunWebProducts; .NET CLR 1.0.3705; .NET CLR 1.1.4322; Media Center PC 4.0; .NET CLR 2.0.50727)	3	0.09%	7
Subtotal for rows: 1 - 100		1,137	33.66%	2,622
Other		2,241	66.34%	6,883
Total		3,378	100.00%	9,505

items 1-100 of 200

Top Visitors - Help Card



Column Definitions

Visitor

The IP address, domain name, or cookie of the visitor.

Visits

Number of times the specified visitor visited your site. A visit is a series of actions that begins when a visitor views their first page from the server, and ends when the visitor leaves the site or remains idle beyond the idle-time limit. The default idle-time limit is thirty minutes. This time limit can be changed by the system administrator.

Hits

Number of hits attributed to the specified visitor. Each file requested by a visitor registers as a hit. There can be several hits on each page. While the volume of hits reflects the amount of server traffic, it is not an accurate reflection of the number of pages viewed.



Report Descriptions

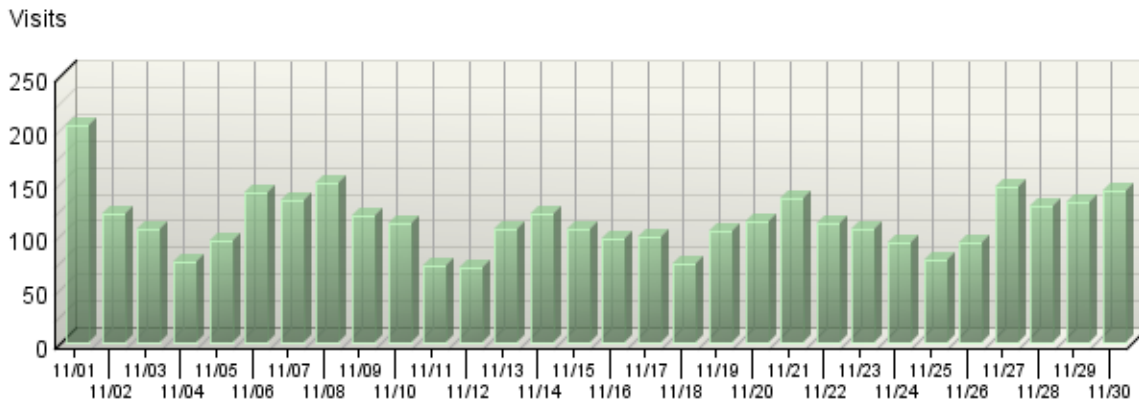
Consider the visitors who use the site most, and tailor your site to their interests and needs. If your site is an intranet, notice which employees use the site most, and find out what they like about it. You might also get feedback from those who use it the least and find out what they are looking for.

Note: If a visitor has a dynamic IP address, or if a group of visitors are behind a proxy server or firewall, this data might be misleading. In the case of a dynamic IP address, multiple IP addresses could be shown for a single visitor, and in the case of a firewall or proxy server, one IP address could be used by more than one visitor.

New vs. Return Visits

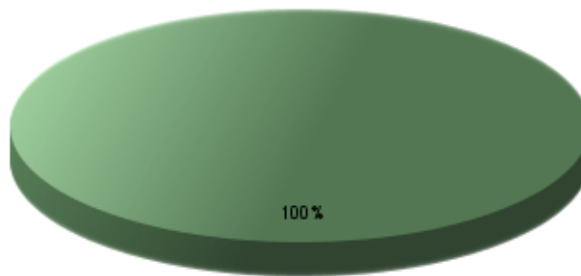
This report compares the number of visits by new and returning visitors to your site.

New vs. Return Visits Trend



New vs. Return Visits

Visits



■ Returning Visitors

New vs. Return Visits

Visitor Type	Visits	% Visits
■ Returning Visitors	3,378	100.00%
Total	3,378	100.00%

items 1-1 of 1

New vs. Return Visits - Help Card



Column Definitions

New Visitors

Visitors whose visit starts without any cookie information but acquires a cookie (or multiple cookies) during the visit. For single-page visits there is no way (without the use of SmartSource Data Collection) to distinguish a new visitor from a visitor that does not accept cookies. As a result these visits are categorized as Visitors Not Accepting Cookies.

Returning Visitors

Visitors who already had a cookie from your site when they visited.

Visitors Not Accepting Cookies

Visitors not accepting cookies from your site. There is no way to determine if these visitors are new or returning. Note that Express Analysis does not report on this information.

Visits

Number of visits by visitors who fit into the specified visitor category. A visit is a series of actions that begins when a visitor views their first page from the server, and ends when the visitor leaves the site or remains idle beyond the idle-time limit. The default idle-time limit is thirty minutes. This time limit can be changed by the system administrator.

%

Percentage of visitors who fit into the specified visitor category.



Report Descriptions

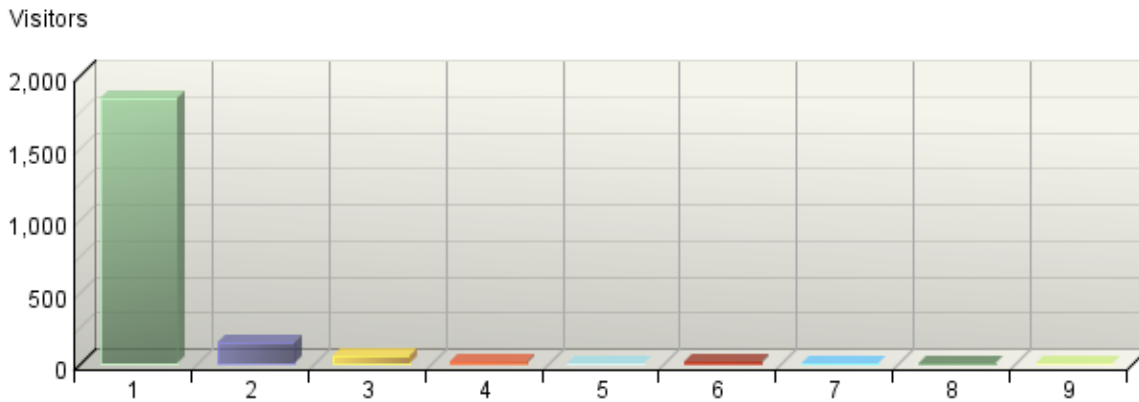
By tracking the ratio between new and return visits over a period of time, you can determine if your site is attracting enough returning visitors.

Note: This report uses only cookies to determine whether a visitor is new or returning. This information cannot therefore be correlated to visitor counts obtained using IP tracking. For example, when a visitor goes to a site that has session-based cookies but no permanent cookies, they will receive a cookie on their second hit and be labeled a new visitor. If they close their browser, wait an hour, and go back to the same site, they will have no cookies on their first hit (since the cookie they got previously was session-based) and will once again be issued a cookie on their second hit. If the site's logs are analyzed using the IP tracking method, the result is 1 unique visitor (determined using IP tracking), but 2 visits and 2 new or first-time visitors (determined using cookies).

Visitors by Number of Visits

This report shows the distribution of visitors based on how many times each visitor visited your site.

Visitors by Number of Visits



Visitors by Number of Visits

Number of Visits	Visitors	% Visitors
1 visit	1,844	86.82%
2 visits	143	6.73%
3 visits	55	2.59%
4 visits	19	0.89%
5 visits	5	0.24%
6 visits	8	0.38%
7 visits	3	0.14%
8 visits	5	0.24%
9 visits	3	0.14%
Other	39	1.84%
Total	2,124	100.00%

items 1-9 of 9

Visitors by Number of Visits - Help Card



Column Definitions

Number of Visits

The number of visits by each visitor during the period of the report.

Visitors

Number of individuals who came to your site the amount of times specified in the Number of Visits column.

%

Percentage of visitors who came to your site the amount of times specified in the Number of Visits column.



Report Descriptions

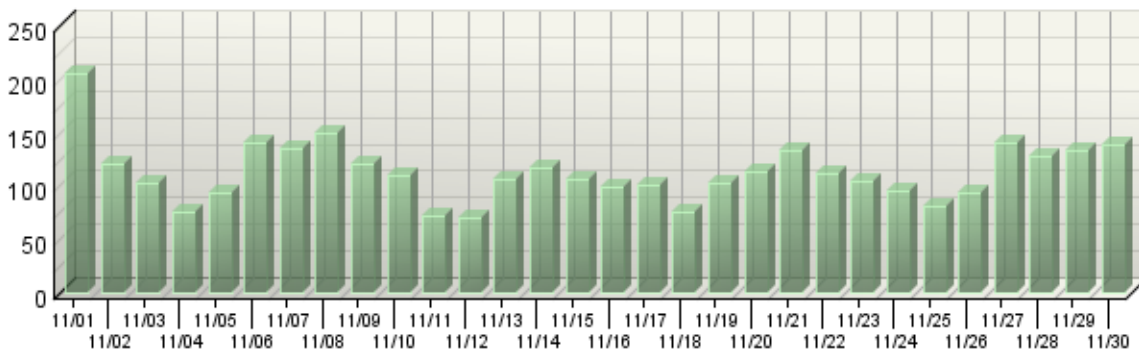
This information can indicate whether or not your site compels visitors to return. Updating web site content is one way to draw return visitors.

Visitors Trend

This report shows how many times visitors visited your web site and how long they stayed. The information is divided into time slices based on the duration of the log file. Some visits may span more than one time interval, and will be counted in each interval where they appear. The sum of visits for all intervals may therefore exceed the total visits shown in the Overview Dashboard page.

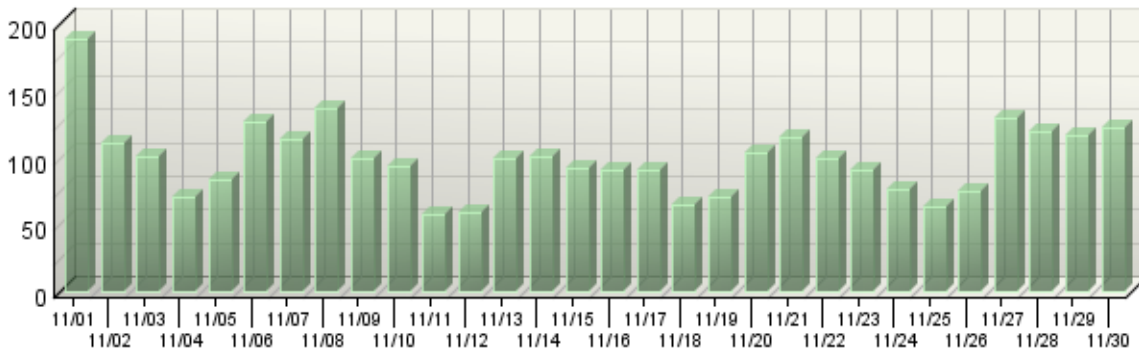
Active Visits Trend

Active Visits



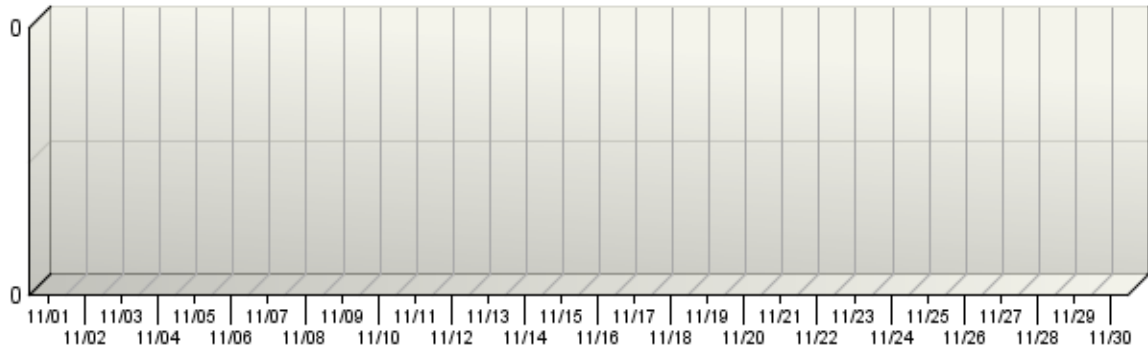
Visitors Trend

Visitors



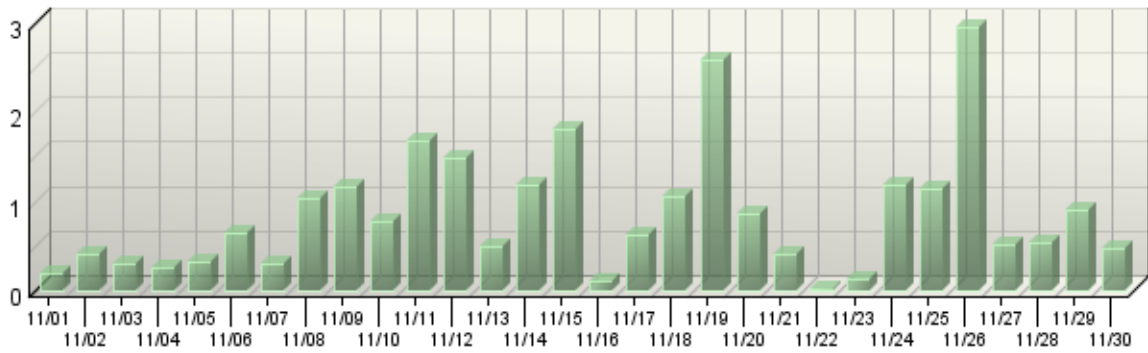
New Visitors Trend

New Visitors



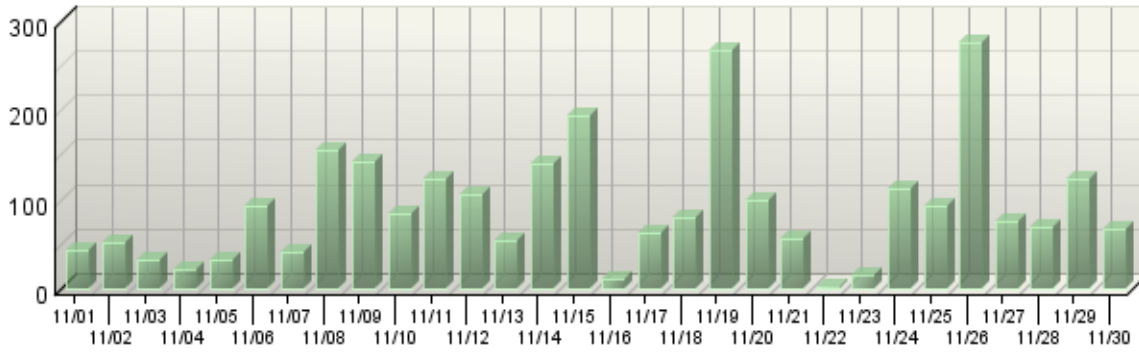
Average Length of Visit Trend

Average Visit Duration



Visitor Minutes Trend

Visitor Minutes



Visitors Trend

Day	Active Visits	Visitors	New Visitors
11/01	205	188	0
11/02	120	111	0
11/03	103	100	0
11/04	76	70	0
11/05	94	84	0
11/06	141	126	0
11/07	135	113	0
11/08	149	137	0
11/09	120	99	0
11/10	110	94	0
11/11	72	57	0
11/12	71	59	0
11/13	107	99	0
11/14	117	100	0
11/15	107	92	0
11/16	99	90	0
11/17	100	91	0
11/18	76	65	0
11/19	103	70	0
11/20	114	103	0
11/21	133	115	0
11/22	111	99	0
11/23	105	90	0
11/24	95	76	0

Day	Active Visits	Visitors	New Visitors
11/25	81	64	0
11/26	93	75	0
11/27	141	129	0
11/28	128	119	0
11/29	133	117	0
11/30	139	122	0
Average	112	98	0
Total	-	-	0

items 1-30 of 30

Visitors Trend

Day	Average Visit Duration	Visitor Minutes
11/01	00:00:12	43.65
11/02	00:00:25	51
11/03	00:00:18	31.63
11/04	00:00:16	21.23
11/05	00:00:20	32.05
11/06	00:00:39	93.72
11/07	00:00:18	41.45
11/08	00:01:02	155.03
11/09	00:01:10	141.62
11/10	00:00:46	85.22
11/11	00:01:41	122.13
11/12	00:01:29	106.38
11/13	00:00:30	54.85
11/14	00:01:11	139.47
11/15	00:01:49	194.98
11/16	00:00:06	10.7
11/17	00:00:37	62.2
11/18	00:01:03	80.03
11/19	00:02:36	267.88
11/20	00:00:52	98.98
11/21	00:00:25	56.5
11/22	00:00:01	2.98
11/23	00:00:08	14.58
11/24	00:01:11	112.78
11/25	00:01:08	92.75
11/26	00:02:58	276.73
11/27	00:00:31	74.9

Day	Average Visit Duration	Visitor Minutes
11/28	00:00:32	68.83
11/29	00:00:55	123.52
11/30	00:00:28	65.87
Average	-	90.79
Total	-	2,723.67

items 1-30 of 30

Visitors Trend - Help Card



Column Definitions

Time Interval (hour, day, etc.)

A one-year report displays monthly time increments. A one-quarter report displays weekly time increments. A one-month report or a one-week report displays daily time increments. A daily report displays hourly time increments. An hour-long interval marked 12:00, for example, includes all activity between 12:00 and 12:59.

Active Visits

Number of active visits to your web site. If a visit spans multiple time intervals, it is counted in each interval. Every visit from a visitor is counted, even if the same visitor came to your web site multiple times. Also included are zero-length visits. A zero-length visit occurs when all hits for that visit are logged with the exact same time stamp.

Visitors

Number of individuals who visited your site during the report interval. For a daily report, if someone visits more than once, that person is counted only the first time he or she visits. Values of "-" indicate that the detailed data required is not available. This situation occurs when the Top Visitors report has reached its configured limit or when reports for the corresponding period are turned off. For non-daily reports, the visitor measure total is "-" since the same visitor can be counted in multiple intervals.

New Visitors

Number of visitors who had never visited your web site before.

Average Visit Duration

The average amount of time visitors spent at your site within the given time interval. The data is formatted as hh:mm:ss (hours:minutes:seconds). The average visit duration is calculated by dividing the value from the Visitor Minutes column by the value from the Active Visits column.

Visitor Minutes

Number of minutes your web site was viewed, regardless of who was viewing it.



Report Descriptions

Use this page to determine which times your web site is busiest.

Daily averages cut off visits that continue into the next day, whereas weekly averages do not. Therefore, weekly averages may appear a bit longer than daily averages.

Total - The total for the column. Visits may span more than one time interval and are counted for each hour in this report. We therefore do not provide a total, which would be misleading.

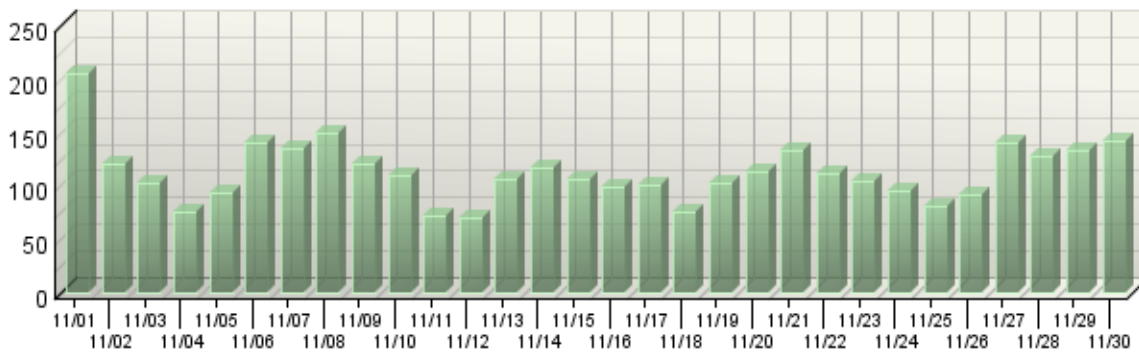
Average - This row gives the average for each column.

Visits Trend

This report shows how the number of visits to your site changes over the course of the report period.

Visits Trend

Visits



Visits Trend

Day	Visits	% Visits
11/01	205	6.07%
11/02	120	3.55%
11/03	103	3.05%
11/04	76	2.25%
11/05	94	2.78%
11/06	141	4.17%
11/07	135	3.99%
11/08	149	4.41%
11/09	120	3.55%
11/10	110	3.25%
11/11	72	2.13%
11/12	71	2.10%
11/13	107	3.17%
11/14	117	3.46%
11/15	107	3.17%
11/16	99	2.93%
11/17	100	2.96%
11/18	76	2.25%
11/19	103	3.05%

Day	Visits	% Visits
11/20	114	3.37%
11/21	133	3.93%
11/22	111	3.28%
11/23	105	3.11%
11/24	95	2.81%
11/25	81	2.40%
11/26	92	2.72%
11/27	141	4.17%
11/28	128	3.79%
11/29	133	3.93%
11/30	142	4.20%
Total	3,380	100.00%

items 1-30 of 30

Visits Trend - Help Card



Column Definitions

Time Interval (hour, day, etc.)

A one-year report displays monthly time increments. A one-quarter report displays weekly time increments. A one-month report or a one-week report displays daily time increments. A daily report displays hourly time increments. An hour-long interval marked 12:00, for example, includes all activity between 12:00 and 12:59.

Visits

Number of visits to your site during the specified time interval. A visit is a series of actions that begins when a visitor views their first page from the server, and ends when the visitor leaves the site or remains idle beyond the idle-time limit. The default idle-time limit is thirty minutes. This time limit can be changed by the system administrator.

%

Percentage of visits to your site during the specified time interval compared with all visits to your site during the report period.



Report Descriptions

Periods of less activity can be considered good times for maintenance and content improvement.

Organizations

If you have enabled the WebTrends GeoTrends Database for this profile, this page will list the most active companies and other organizations visiting your web site.

Organizations

No data is available for this graph.

Organizations

No data is available for this table.

Organizations - Help Card



Column Definitions

Organization

The name of the organization, which could be a company, a government agency, a school, or any other type of organization. This name was determined by either of the following methods:

- The visitor's IP address matched an Intranet Domain configuration within the Admin Console.
- Looking up the visitor's IP address in the WebTrends GeoTrends Database.

Unknown

The organization could not be determined.

Domain Name

The text name (for example, webtrends.com) corresponding to the visitor's IP address. The domain name can be determined from any of the following methods:

- The domain was logged by the web server.
- The IP address matched an Intranet Domain configuration within the Admin Console.
- DNS resolution.

IP addresses that do not resolve to a domain by these methods are categorized as follows:

- Reserved IP Address - The IP address falls within a block of reserved addresses. For example, 192.168.x.x and 10.x.x.x addresses are reserved for private networks.
- Unresolved IP Address - Category for IP addresses that did not resolve to a domain (perhaps because DNS resolution was disabled).

The domain name shown is the second-level domain name, such as webtrends.com. For example, all visitors from sales.webtrends.com, us.sales.webtrends.com, and service.webtrends.com are combined in the statistics for webtrends.com. If the top-level domain name is a country code, then the third-level domain name is shown also (for example, anycompany.com.au).

Visits

Number of visits to your site from this organization. A visit is a series of actions that begins when a visitor views their first page from the server, and ends when the visitor leaves the site or remains idle beyond the idle-time limit. The default idle-time limit is thirty minutes. This time limit can be changed by the system administrator.

Hits

Number of hits to your site from this organization. Each file requested by a visitor registers as a hit. There can be several hits on each page. While the volume of hits reflects the amount of server traffic, it is not an accurate reflection of the number of pages viewed.



Report Descriptions

Use this information when you are interested in an organization as a whole, such as Webtrends Inc. You can identify the major domain names from each company, such as webtrends.com from WebTrends Inc.

Authenticated Usernames

This report identifies the true name and activity level of the visitors logging onto a server that requires a user name and password.

Authenticated Usernames Trend

No data is available for this graph.

Authenticated Usernames

No data is available for this graph.

Authenticated Usernames

No data is available for this table.

Authenticated Usernames - Help Card



Column Definitions

Authenticated Username

A visitor tracked by user name and password rather than by IP address. You may find more authenticated user names than total visitors because several persons may be using the same IP address. Since many ISPs dynamically assign IP addresses, and since multiple visitors may use a single IP address, authentication is a much more accurate way to identify visitors.

Visits

Number of times the specified visitor visited your site. A visit is a series of actions that begins when a visitor views their first page from the server, and ends when the visitor leaves the site or remains idle beyond the idle-time limit. The default idle-time limit is thirty minutes. This time limit can be changed by the system administrator.

Hits

Number of hits generated by the specified visitor. Each file requested by a visitor registers as a hit. There can be several hits on each page. While the volume of hits reflects the amount of server traffic, it is not an accurate reflection of the number of pages viewed.

%

Percentage of visits or hits to your site by the specified visitor out of those by all authenticated user names.



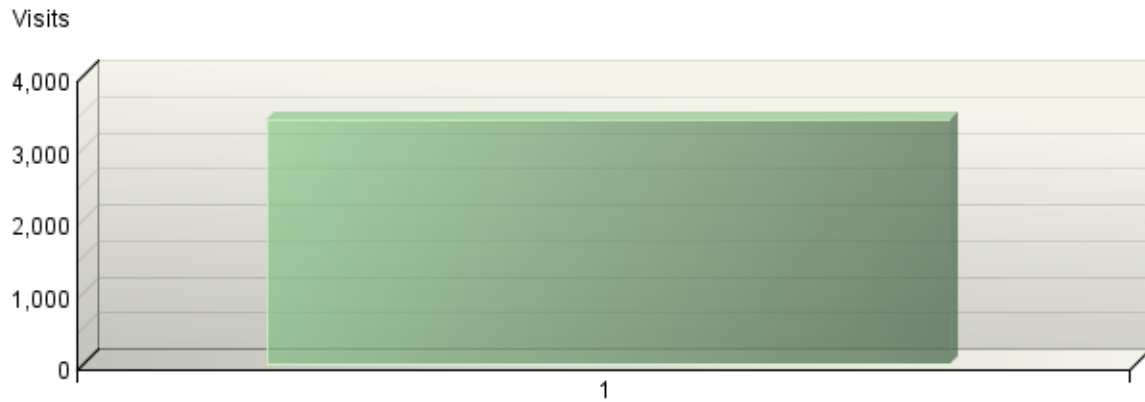
Report Descriptions

You may use this information for your marketing efforts, such as special promotions or newsletters.

Domain Names

This report lists the domain name that generates the most activity to your web site.

Domain Names



Domain Names

Domain Name	Visits	% Visits	Hits
■ 1. Unresolved IP Address	3,380	100.00%	9,522
Total	3,380	100.00%	9,522

items 1-1 of 1

Domain Names - Help Card



Column Definitions

Domain Name

The text name (for example, webtrends.com) corresponding to the visitor's IP address. The domain name can be determined from any of the following methods:

- The domain was logged by the web server.
- The IP address matched an Intranet Domain configuration within the Admin Console.
- DNS resolution.

IP addresses that do not resolve to a domain by these methods are categorized as follows:

- Reserved IP Address - The IP address falls within a block of reserved addresses. For example, 192.168.x.x and 10.x.x.x addresses are reserved for private networks.
- Unresolved IP Address - Category for IP addresses that did not resolve to a domain (perhaps because DNS resolution was disabled).

The domain name shown is the second-level domain name, such as webtrends.com. For example, all visitors from sales.webtrends.com, us.sales.webtrends.com, and service.webtrends.com are combined in the statistics for webtrends.com. If the top-level domain name is a country code, then the third-level domain name is shown also (for example, anycompany.com.au).

Visits

Number of visits to your site from this domain name. A visit is a series of actions that begins when a visitor views their first page from the server, and ends when the visitor leaves the site or remains idle beyond the idle-time limit. The default idle-time limit is thirty minutes. This time limit can be changed by the system administrator.

Hits

Number of hits to your site from this domain name. Each file requested by a visitor registers as a hit. There can be several hits on each page. While the volume of hits reflects the amount of server traffic, it is not an accurate reflection of the number of pages viewed.



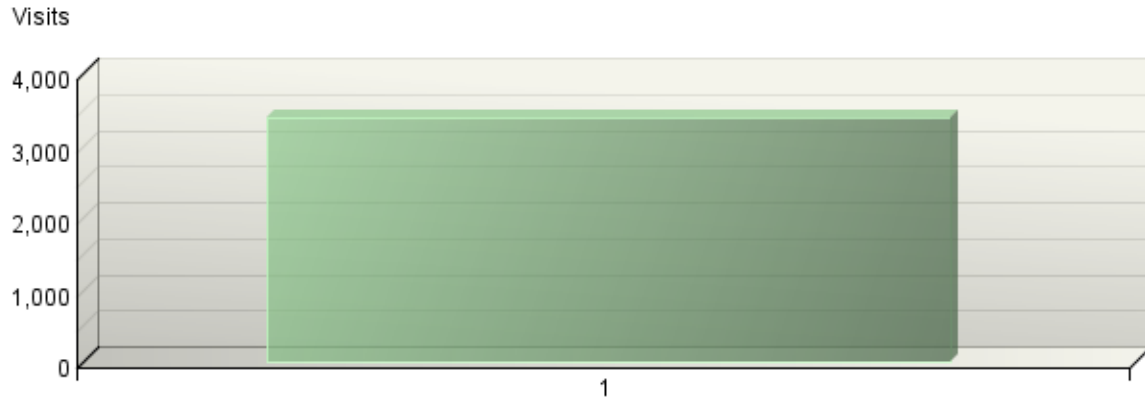
Report Descriptions

Use this information when you are interested in high-level domain names of visitors generating the most activity to your web site.

Top-Level Domain Types

This report provides a breakdown of top-level domain types.

Top-Level Domain Types



Top-Level Domain Types

Top-Level Domain Types	Visits	% Visits	Hits
■ Unresolved IP Address	3,380	100.00%	9,522
Total	3,380	100.00%	9,522

items 1-1 of 1

Top-Level Domain Types - Help Card



Column Definitions

Reserved IP Address

The IP address falls within a block of reserved addresses. For example, 192.168.x.x and 10.x.x.x addresses are reserved for private networks.

Unresolved IP Address

Category for IP addresses that did not resolve to a domain (perhaps because DNS resolution was disabled).

Unknown

The domain suffix did not match any of the top-level domain categories.

Top-Level Domain

The suffix of a domain name. A top-level domain can be based on the type of organization (.com, .edu, .museum, .name, etc) or it can be a country code (.uk, .de, .jp, .us, etc.). The top-level domain can be used to identify the type of web site. The following is a partial list of how this report categorizes top-level domains:

- ARPANET: .arpa
- Commercial: .com .co .com.[country code] .co.[country code] .firm.co .firm.ve .ltd.uk .info .biz
- Education: .edu .edu.[country-code] .ed.[country code] .ac.[country code] .school.[country code] .k12.[country code] .re.kr .sch.uk .edunet.tn
- International: .int .int.co .int.ve .intl.tn
- Government: .gov .gov.[country code] .gove.[country code] .go.[country code]
- Military: .mil .mil.[country code]
- Network: .net .ad.jp .ne.kr .net.[country code]
- Organization: .org .or .org.[country code] .or.[country code]
- Personal: .name

Visits

Number of visits to your site from the specified top-level domain. A visit is a series of actions that begins when a visitor views their first page from the server, and ends when the visitor leaves the site or remains idle beyond the idle-time limit. The default idle-time limit is thirty minutes. This time limit can be changed by the system administrator.

Hits

Number of hits to your site from the specified top-level domain. Each file requested by a visitor registers as a hit. There can be several hits on each page. While the volume of hits reflects the amount of server traffic, it is not an accurate reflection of the number of pages viewed.



Report Descriptions

Consider which types of organizations are interested in your site, and consider how you can interest other types of organizations.

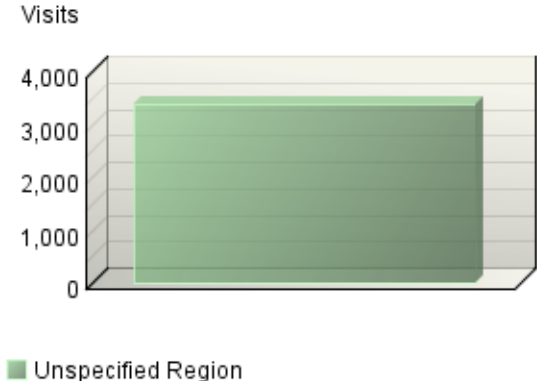
Note: This information can be displayed only if reverse DNS lookups have been performed. Even when DNS lookups are performed, some IP addresses cannot be resolved to a domain name.

Total - This represents the total visits or hits where there was sufficient information to identify the top-level domain. This number may be less than the total activity overall.

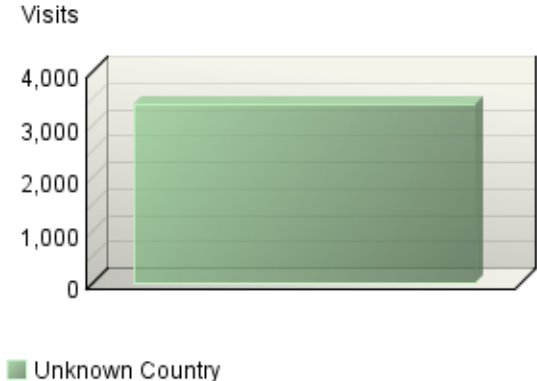
Geography Dashboard

This page contains key graphs and tables that provide an overview of this chapter. When viewing through the on-demand interface, you can click on the title of a graph or table to navigate to the corresponding page.

Regions



Countries



North American States and Provinces

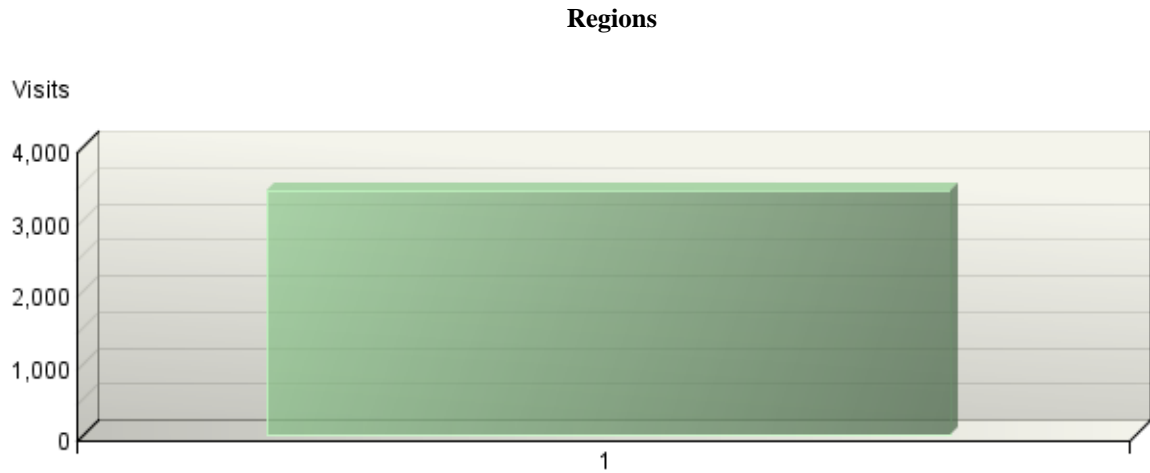
No data is available for this graph.

Cities

No data is available for this graph.

Regions

This report identifies the top geographic regions of the visitors to your site.



Regions

Regions	Visits	% Visits
■ 1. Unspecified Region	3,380	100.00%
Total	3,380	100.00%

items 1-1 of 1

Regions - Help Card



Column Definitions

Regions

The geographic part of the world where visitors to your web site are located. "Unspecified Region" represents visitors whose geographic region could not be determined. "Unknown Region" represents visitors whose country has been determined but not identified with a specific region. If the WebTrends GeoTrends Database is turned on for this profile, the region is determined by looking up the visitor's IP address in this database. If GeoTrends is not enabled, the region will be determined from the domain name.

Visits

Number of visits from this geographic region. A visit is a series of actions that begins when a visitor views their first page from the server, and ends when the visitor leaves the site or remains idle beyond the idle-time limit. The default idle-time limit is thirty minutes. This time limit can be changed by the system administrator.

%

Percentage of total visits that were from this geographic region.



Report Descriptions

This information can help you meet the needs of your target audience as well as discover new audiences. Consider how you can make the content comprehensive and relevant to an international audience.

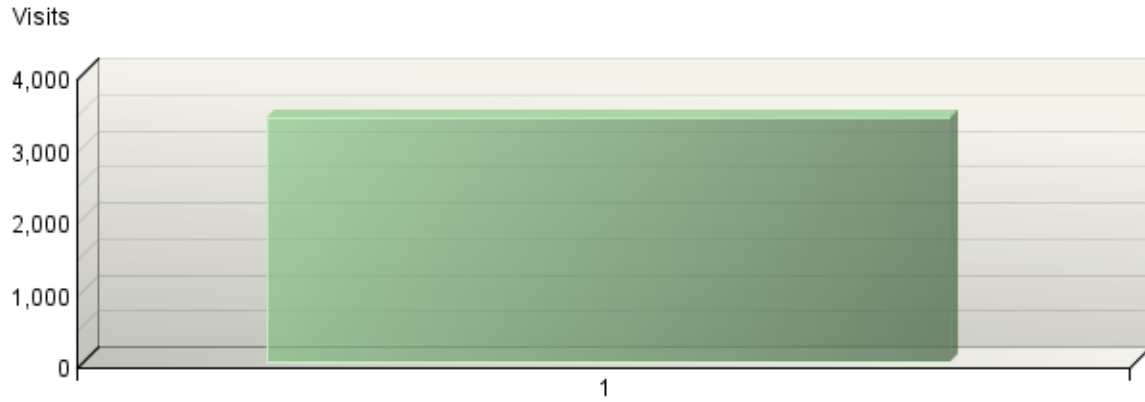
Values for "Unspecified Region" represent visitors whose geographic region cannot be determined. Values for "Unknown Region" represent visitors whose country can be determined but whose country is not associated with a specific region. Values for "Unknown States" or "Unknown Cities" represent hits for which the IP address does not match an entry in GeoTrends database. This is the case for countries that do not have states or simply entries for which this information was not provided in the GeoTrends database.

Note: Use this information carefully because it is based on Internet registration, and may not always be an accurate identifier of the visitor's actual location.

Countries

This report identifies the top countries of the visitors to your site.

Countries



Countries

Countries	Visits	% Visits
■ 1. Unknown Country	3,380	100.00%
Total	3,380	100.00%

items 1-1 of 1

Countries - Help Card



Column Definitions

Countries

If the WebTrends GeoTrends Database is turned on for this profile, the country is determined by looking up the visitor's IP address in this database. If GeoTrends is not enabled, the country will be determined from the domain name.

Visits

Number of visits from the specified country. A visit is a series of actions that begins when a visitor views their first page from the server, and ends when the visitor leaves the site or remains idle beyond the idle-time limit. The default idle-time limit is thirty minutes. This time limit can be changed by the system administrator.

%

Percentage of total visits from the specified country.

Unknown Country

The country associated with the visitor's domain name could not be determined.



Report Descriptions

This information can help you meet the needs of your target audience as well as discover new audiences. Consider how you can make the content comprehensive and relevant to an international audience.

Note: Use this information carefully because it is based on Internet registration, and may not always be an accurate identifier of the visitor's actual location.

North American States and Provinces

If you have enabled the WebTrends GeoTrends Database for this profile, this page will list the states and provinces of North America with your most active visitors.

North American States and Provinces

No data is available for this graph.

North American States and Provinces

No data is available for this table.

North American States and Provinces - Help Card



Column Definitions

States and Provinces

If the WebTrends GeoTrends Database is turned on for this profile, the location is determined by looking up the visitor's IP address in this database.

Visits

Number of visits from this state or province. A visit is a series of actions that begins when a visitor views their first page from the server, and ends when the visitor leaves the site or remains idle beyond the idle-time limit. The default idle-time limit is thirty minutes. This time limit can be changed by the system administrator.

%

Percentage of total visits from this state or province.



Report Descriptions

This information can help you meet the needs of your target audience as well as discover new audiences. Consider how you can make the content comprehensive and relevant to an international audience.

Note: Use this information carefully, because it is based on Internet registration and may not always be an accurate identifier of the visitor's actual location.

Cities

If you have enabled the WebTrends GeoTrends Database for this profile, this page will list the cities with your most active visitors.

Cities

No data is available for this graph.

Cities

No data is available for this table.

Cities - Help Card



Column Definitions

City

If the WebTrends GeoTrends Database is turned on for this profile, the location is determined by looking up the visitor's IP address in this database.

Visits

Number of visits from this city. A visit is a series of actions that begins when a visitor views their first page from the server, and ends when the visitor leaves the site or remains idle beyond the idle-time limit. The default idle-time limit is thirty minutes. This time limit can be changed by the system administrator.

%

Percentage of total visits from this city.



Report Descriptions

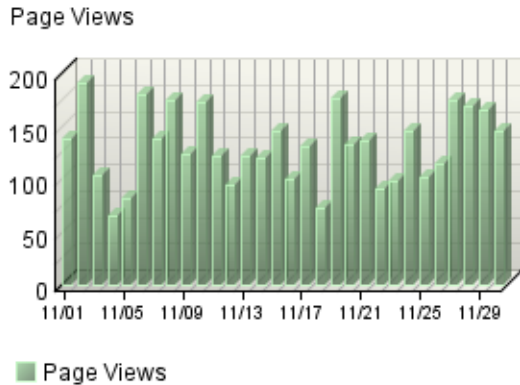
This information can help you meet the needs of your target audience as well as discover new audiences. Consider how you can make the content comprehensive and relevant to an international audience.

Note: Use this information carefully because it is based on Internet registration, and may not always be an accurate identifier of the visitor's actual location.

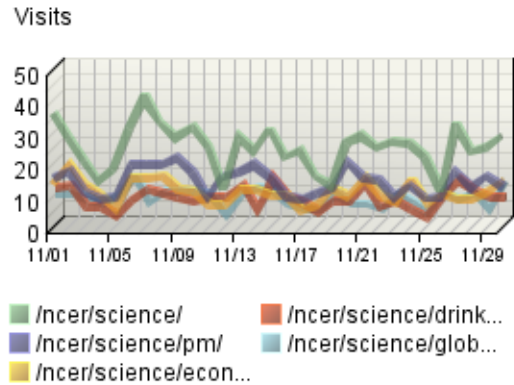
Pages Dashboard

This displays key graphs and tables that provide an overview of the Pages chapter. When viewing through the on-demand interface, you can click on the title of a graph or table to navigate to the corresponding page.

Page Views Trend



Pages Trend



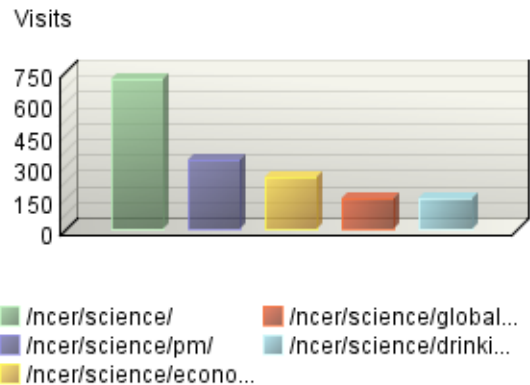
Content Groups

No data is available for this graph.

Page View Summary

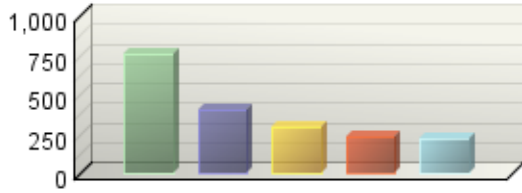
Page Views	3,927
Average per Day	130
Average Page Views per Visit	1.16

Entry Pages



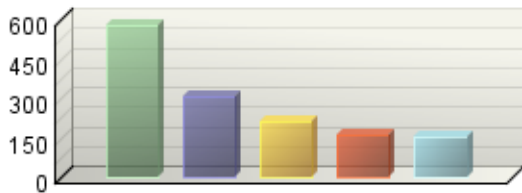
Pages

Visits



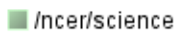

Exit Pages

Visits



Directories

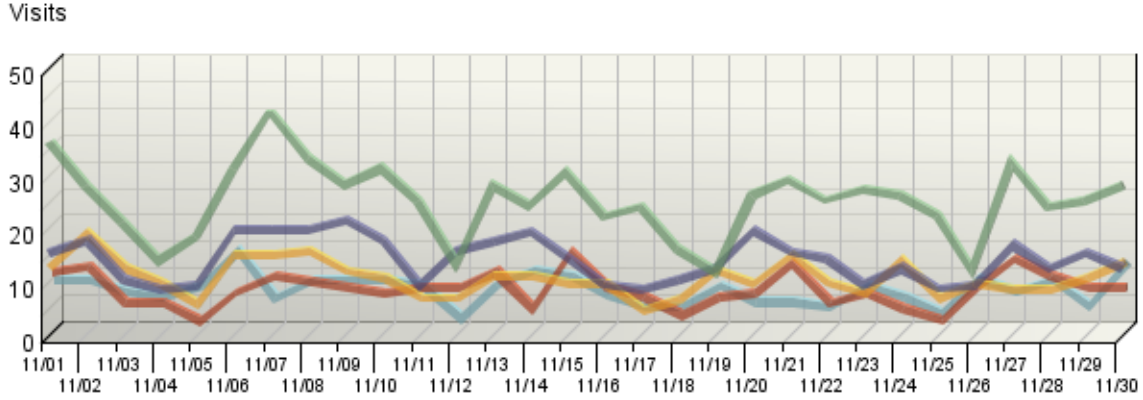
Visits



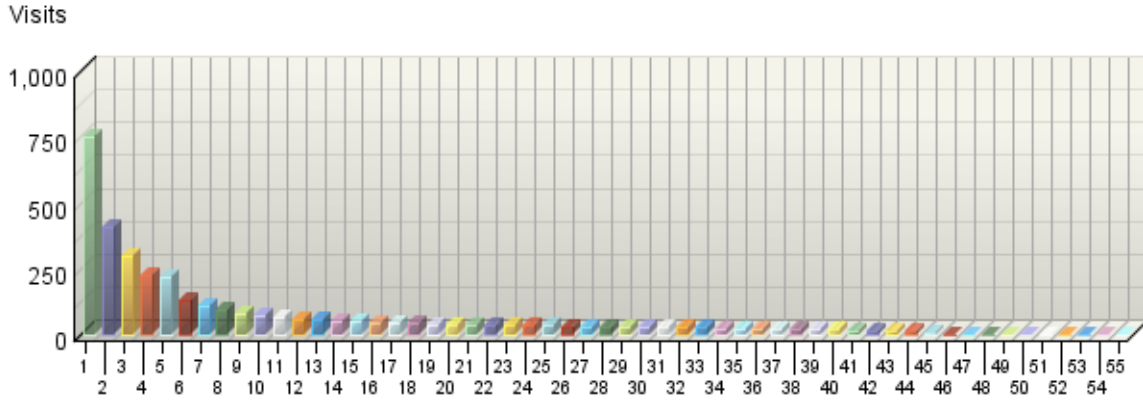
Pages

This identifies the most popular web pages on your site and shows you the number of visits for each, and displays the average length of time the page was viewed.

Pages Trend



Pages



Pages

	Pages	Visits	Views	Average Time Viewed
■ 1.	EPA: National Center For Environmental Research http://es.epa.gov/ncer/science/	751	848	00:00:55

	Pages	Visits	Views	Average Time Viewed
2.	Environmental Protection Agency http://es.epa.gov/ncer/science/pm/	408	510	00:01:53
3.	Environmental Protection Agency http://es.epa.gov/ncer/science/economics/	297	353	00:01:32
4.	EPA: NCER: Science Topics: Drinking Water http://es.epa.gov/ncer/science/drinkingwater/	228	253	00:04:03
5.	EPA: NCER: Science Topics: Global Change: Background http://es.epa.gov/ncer/science/globalclimate/	219	247	00:02:00
6.	EPA: NCER: Science Topics: Drinking Water: Research Results http://es.epa.gov/ncer/science/drinkingwater/results.html	131	134	00:00:44
7.	Background/About TSE Technology for a Sustainable Environment Science Topics NCER EPA http://es.epa.gov/ncer/science/tse/	110	126	00:01:16
8.	Environmental Protection Agency http://es.epa.gov/ncer/science/economics/economics.html	97	102	00:01:04
9.	Environmental Protection Agency http://es.epa.gov/ncer/science/pm/centers.html	80	80	00:01:14
10.	Environmental Protection Agency http://es.epa.gov/ncer/science/pm/solicitations.html	75	77	00:02:05
11.	Environmental Protection Agency http://es.epa.gov/ncer/science/pm/other.html	65	67	00:03:15
12.	EPA: NCER: Science Topics: Global Change: Solicitations http://es.epa.gov/ncer/science/globalclimate/solicitations.html	61	65	00:01:17
13.	Environmental Protection Agency http://es.epa.gov/ncer/science/pm/results4.html	58	59	00:02:23
14.	Recipients and Their Research Projects Technology for a Sustainable Environment Science Topics NCER EPA http://es.epa.gov/ncer/science/tse/recipients.html	48	49	00:00:42
15.	EPA: NCER: Science Topics: Drinking Water: Recipients and their Research Projects http://es.epa.gov/ncer/science/drinkingwater/recipients.html	48	48	00:01:29
16.	Environmental Protection Agency http://es.epa.gov/ncer/science/pm/results2.html	46	47	00:01:21

	Pages	Visits	Views	Average Time Viewed
17.	EPA: NCER: Science Topics: Global Change: Research Results http://es.epa.gov/ncer/science/globalclimate/research.html	46	47	00:01:24
18.	Environmental Protection Agency http://es.epa.gov/ncer/science/pm/reviews.html	41	42	00:01:29
19.	Environmental Protection Agency http://es.epa.gov/ncer/science/economics/recipients.html	39	39	00:01:08
20.	Environmental Protection Agency http://es.epa.gov/ncer/science/economics/results2.html	39	39	00:00:47
21.	EPA: NCER: Science Topics: Drinking Water: Solicitations http://es.epa.gov/ncer/science/drinkingwater/solicitations.html	38	38	00:01:13
22.	EPA: NCER: Science Topics: Global Change: Recipients and their Research Projects http://es.epa.gov/ncer/science/globalclimate/recipients.html	37	37	00:00:47
23.	Environmental Protection Agency http://es.epa.gov/ncer/science/pm/recipients.html	36	36	00:01:28
24.	Environmental Protection Agency http://es.epa.gov/ncer/science/economics/summary.html	35	35	00:02:00
25.	EPA: NCER: Science Topics: Drinking Water: Program Reviews and Evaluations http://es.epa.gov/ncer/science/drinkingwater/evaluations.html	33	33	00:01:40
26.	Environmental Protection Agency http://es.epa.gov/ncer/science/economics/other.html	32	32	00:00:47
27.	EPA: NCER: Science Topics: Drinking Water: Partnership Projects http://es.epa.gov/ncer/science/drinkingwater/partnership.html	32	32	00:01:26
28.	EPA: NCER: Science Topics: Global Change: Program Reviews and Evaluations http://es.epa.gov/ncer/science/globalclimate/evaluations.html	31	31	00:00:47
29.	EPA: NCER: Science Topics: Drinking Water: NCER Factsheets/Other Pubs http://es.epa.gov/ncer/science/drinkingwater/factsheet.html	31	31	00:00:52
30.	Environmental Protection Agency http://es.epa.gov/ncer/science/pm/hei/hei_special.html	30	30	00:01:52

	Pages	Visits	Views	Average Time Viewed
31.	EPA: NCER: Science Topics: Global Change: NCER Factsheets/Other Pubs http://es.epa.gov/ncer/science/globalclimate/factsheet.html	30	30	00:04:09
32.	Environmental Protection Agency http://es.epa.gov/ncer/science/economics/reviews.html	30	30	00:00:41
33.	Environmental Protection Agency http://es.epa.gov/ncer/science/economics/external.html	29	29	00:00:44
34.	TSE Results Technology for a Sustainable Environment Science Topics NCER EPA http://es.epa.gov/ncer/science/tse/results.html	25	25	00:00:51
35.	Program Reviews, Publications, and Workshops Technology for a Sustainable Environment Science Topics NCER EPA http://es.epa.gov/ncer/science/tse/reviews.html	24	24	00:00:55
36.	Environmental Protection Agency http://es.epa.gov/ncer/science/economics/results3.html	24	24	00:08:11
37.	Partnership Projects Technology for a Sustainable Environment Science Topics NCER EPA http://es.epa.gov/ncer/science/tse/partnership.html	22	22	00:02:38
38.	All Records Technology for a Sustainable Environment Science Topics NCER EPA http://es.epa.gov/ncer/science/tse/allrec.html	22	22	00:01:54
39.	Solicitations Technology for a Sustainable Environment Science Topics NCER EPA http://es.epa.gov/ncer/science/tse/solicitations.html	22	22	00:00:45
40.	Environmental Protection Agency http://es.epa.gov/ncer/science/pm/results3.html	20	20	00:02:34
41.	Environmental Protection Agency http://es.epa.gov/ncer/science/pm/hei/hei_experimental.html	18	18	00:00:42
42.	EPA: ORD: NCER: U.S.EPA Endocrine Disruptors Program 2006 STAR Progress Review Workshop http://es.epa.gov/ncer/science/endocrine/pdf/2006endoworkshop.html	18	19	00:00:43
43.	Environmental Protection Agency http://es.epa.gov/ncer/science/pm/hei/hei_epidemiology.html	17	17	00:00:41
44.	Environmental Protection Agency http://es.epa.gov/ncer/science/pm/hei/hei_diesel.html	17	17	00:00:42

	Pages	Visits	Views	Average Time Viewed
45.	Success Stories Technology for a Sustainable Environment Science Topics NCER EPA http://es.epa.gov/ncer/science/tse/success.html	4	4	00:00:35
46.	EPA: NCER: Science Topics: Endocrine Disruptors: Background http://es.epa.gov/ncer/science/endocrine/	3	8	00:02:07
47.	Index of /ncer/science/endocrine/pdf/ http://es.epa.gov/ncer/science/endocrine/pdf/	2	4	00:00:01
48.	EPA: National Center For Environmental Research http://es.epa.gov/ncer/science/additional/pm/ord.html	1	1	00:09:05
49.	Index of /ncer/science/pm/hei/ http://es.epa.gov/ncer/science/pm/hei/	1	7	00:00:01
50.	Index of /ncer/science/additional/economics/ http://es.epa.gov/ncer/science/additional/economics/	1	6	00:02:53
51.	EPA: National Center For Environmental Research http://es.epa.gov/ncer/science/pm/topical/pmmortality.html	1	1	00:00:00
52.	Index of /ncer/science/endocrine/pdf/workshop06/ http://es.epa.gov/ncer/science/endocrine/pdf/workshop06/	1	2	00:00:00
53.	EPA: NCER: Science Topics: Endocrine Disruptors: Recipients and their Research Projects http://es.epa.gov/ncer/science/endocrine/recipients.html	1	1	00:08:07
54.	EPA: NCER: Science Topics: Endocrine Disruptors: Program Reviews and Evaluations http://es.epa.gov/ncer/science/endocrine/evaluations.html	1	1	00:00:07
55.	Index of /ncer/science/pm/hei/_notes/ http://es.epa.gov/ncer/science/pm/hei/_notes/	1	6	00:00:00
Total		-	3,927	-

items 1-55 of 55

Pages

	Pages	Average Time to Serve (ms)
1.	EPA: National Center For Environmental Research http://es.epa.gov/ncer/science/	0

	Pages	Average Time to Serve (ms)
2.	Environmental Protection Agency http://es.epa.gov/ncer/science/pm/	0
3.	Environmental Protection Agency http://es.epa.gov/ncer/science/economics/	0
4.	EPA: NCER: Science Topics: Drinking Water http://es.epa.gov/ncer/science/drinkingwater/	0
5.	EPA: NCER: Science Topics: Global Change: Background http://es.epa.gov/ncer/science/globalclimate/	0
6.	EPA: NCER: Science Topics: Drinking Water: Research Results http://es.epa.gov/ncer/science/drinkingwater/results.html	0
7.	Background/About TSE Technology for a Sustainable Environment Science Topics NCER EPA http://es.epa.gov/ncer/science/tse/	0
8.	Environmental Protection Agency http://es.epa.gov/ncer/science/economics/economics.html	0
9.	Environmental Protection Agency http://es.epa.gov/ncer/science/pm/centers.html	0
10.	Environmental Protection Agency http://es.epa.gov/ncer/science/pm/solicitations.html	0
11.	Environmental Protection Agency http://es.epa.gov/ncer/science/pm/other.html	0
12.	EPA: NCER: Science Topics: Global Change: Solicitations http://es.epa.gov/ncer/science/globalclimate/solicitations.html	0
13.	Environmental Protection Agency http://es.epa.gov/ncer/science/pm/results4.html	0
14.	Recipients and Their Research Projects Technology for a Sustainable Environment Science Topics NCER EPA http://es.epa.gov/ncer/science/tse/recipients.html	0
15.	EPA: NCER: Science Topics: Drinking Water: Recipients and their Research Projects http://es.epa.gov/ncer/science/drinkingwater/recipients.html	0
16.	Environmental Protection Agency http://es.epa.gov/ncer/science/pm/results2.html	0

	Pages	Average Time to Serve (ms)
17.	EPA: NCER: Science Topics: Global Change: Research Results http://es.epa.gov/ncer/science/globalclimate/research.html	0
18.	Environmental Protection Agency http://es.epa.gov/ncer/science/pm/reviews.html	0
19.	Environmental Protection Agency http://es.epa.gov/ncer/science/economics/recipients.html	0
20.	Environmental Protection Agency http://es.epa.gov/ncer/science/economics/results2.html	0
21.	EPA: NCER: Science Topics: Drinking Water: Solicitations http://es.epa.gov/ncer/science/drinkingwater/solicitations.html	0
22.	EPA: NCER: Science Topics: Global Change: Recipients and their Research Projects http://es.epa.gov/ncer/science/globalclimate/recipients.html	0
23.	Environmental Protection Agency http://es.epa.gov/ncer/science/pm/recipients.html	0
24.	Environmental Protection Agency http://es.epa.gov/ncer/science/economics/summary.html	0
25.	EPA: NCER: Science Topics: Drinking Water: Program Reviews and Evaluations http://es.epa.gov/ncer/science/drinkingwater/evaluations.html	0
26.	Environmental Protection Agency http://es.epa.gov/ncer/science/economics/other.html	0
27.	EPA: NCER: Science Topics: Drinking Water: Partnership Projects http://es.epa.gov/ncer/science/drinkingwater/partnership.html	0
28.	EPA: NCER: Science Topics: Global Change: Program Reviews and Evaluations http://es.epa.gov/ncer/science/globalclimate/evaluations.html	0
29.	EPA: NCER: Science Topics: Drinking Water: NCER Factsheets/Other Pubs http://es.epa.gov/ncer/science/drinkingwater/factsheet.html	0
30.	Environmental Protection Agency http://es.epa.gov/ncer/science/pm/hei/hei_special.html	0

	Pages	Average Time to Serve (ms)
31.	EPA: NCER: Science Topics: Global Change: NCER Factsheets/Other Pubs http://es.epa.gov/ncer/science/globalclimate/factsheet.html	0
32.	Environmental Protection Agency http://es.epa.gov/ncer/science/economics/reviews.html	0
33.	Environmental Protection Agency http://es.epa.gov/ncer/science/economics/external.html	0
34.	TSE Results Technology for a Sustainable Environment Science Topics NCER EPA http://es.epa.gov/ncer/science/tse/results.html	0
35.	Program Reviews, Publications, and Workshops Technology for a Sustainable Environment Science Topics NCER EPA http://es.epa.gov/ncer/science/tse/reviews.html	0
36.	Environmental Protection Agency http://es.epa.gov/ncer/science/economics/results3.html	0
37.	Partnership Projects Technology for a Sustainable Environment Science Topics NCER EPA http://es.epa.gov/ncer/science/tse/partnership.html	0
38.	All Records Technology for a Sustainable Environment Science Topics NCER EPA http://es.epa.gov/ncer/science/tse/allrec.html	0
39.	Solicitations Technology for a Sustainable Environment Science Topics NCER EPA http://es.epa.gov/ncer/science/tse/solicitations.html	0
40.	Environmental Protection Agency http://es.epa.gov/ncer/science/pm/results3.html	0
41.	Environmental Protection Agency http://es.epa.gov/ncer/science/pm/hei/hei_experimental.html	0
42.	EPA: ORD: NCER: U.S.EPA Endocrine Disruptors Program 2006 STAR Progress Review Workshop http://es.epa.gov/ncer/science/endocrine/pdf/2006endoworkshop.html	0
43.	Environmental Protection Agency http://es.epa.gov/ncer/science/pm/hei/hei_epidemiology.html	0
44.	Environmental Protection Agency http://es.epa.gov/ncer/science/pm/hei/hei_diesel.html	0

	Pages	Average Time to Serve (ms)
45.	Success Stories Technology for a Sustainable Environment Science Topics NCER EPA http://es.epa.gov/ncer/science/tse/success.html	0
46.	EPA: NCER: Science Topics: Endocrine Disruptors: Background http://es.epa.gov/ncer/science/endocrine/	0
47.	Index of /ncer/science/endocrine/pdf/ http://es.epa.gov/ncer/science/endocrine/pdf/	0
48.	EPA: National Center For Environmental Research http://es.epa.gov/ncer/science/additional/pm/ord.html	0
49.	Index of /ncer/science/pm/hei/ http://es.epa.gov/ncer/science/pm/hei/	0
50.	Index of /ncer/science/additional/economics/ http://es.epa.gov/ncer/science/additional/economics/	0
51.	EPA: National Center For Environmental Research http://es.epa.gov/ncer/science/pm/topical/pmmortality.html	0
52.	Index of /ncer/science/endocrine/pdf/workshop06/ http://es.epa.gov/ncer/science/endocrine/pdf/workshop06/	0
53.	EPA: NCER: Science Topics: Endocrine Disruptors: Recipients and their Research Projects http://es.epa.gov/ncer/science/endocrine/recipients.html	0
54.	EPA: NCER: Science Topics: Endocrine Disruptors: Program Reviews and Evaluations http://es.epa.gov/ncer/science/endocrine/evaluations.html	0
55.	Index of /ncer/science/pm/hei/_notes/ http://es.epa.gov/ncer/science/pm/hei/_notes/	0
	Total	-

items 1-55 of 55

Pages - Help Card



Column Definitions

Pages

Any displayed page. You can specify for each profile the types of files that qualify as a page. These settings can be changed by the WebTrends administrator.

Visits

Number of visits to this page. A visit is a series of actions that begins when a visitor views the first page from the server, and ends when the visitor leaves the site or remains idle beyond the idle-time limit. The default idle-time limit is thirty minutes. This time limit can be changed by the system administrator.

Views

Number of times this page was viewed by visitors.

Average Time Viewed

Average length of time the specified page was viewed. (The format is hh:mm:ss - hours:minutes:seconds.)

Average Time to Serve

Average amount of time (in milliseconds) it took to serve each document during the specified time interval. The time to serve spans from the time the server got a page request until it transmitted all the data.

Note: Zero values in this column probably indicates that your web server is not logging Time to Serve information.



Report Descriptions

Pages with good content and design are more likely to attract visitors and be revisited. Less popular pages on a site can be made more appealing by improving the content or incorporating design elements similar to that on the more important pages. Always remember that people are far more interested in content than in design, and average view times can help determine which content is most important to your visitors.

Content Groups

This report identifies the most popular groups of web site pages and how often they were visited.

Content Groups Trend

No data is available for this graph.

Content Groups

No data is available for this graph.

Content Groups

No data is available for this table.

Content Groups - Help Card



Column Definitions

Content Group

A defined group of web pages with specific things in common, such as the same types of products, services, or information.

Visits

Number of visits where the visitor viewed at least one page in the specified content group. A visit is a series of actions that begins when a visitor views their first page from the server, and ends when the visitor leaves the site or remains idle beyond the idle-time limit. The default idle-time limit is thirty minutes. This time limit can be changed by the system administrator.

Hits

Each file requested by a visitor registers as a hit. There can be several hits on each page. While the volume of hits reflects the amount of server traffic, it is not an accurate reflection of the number of pages viewed.



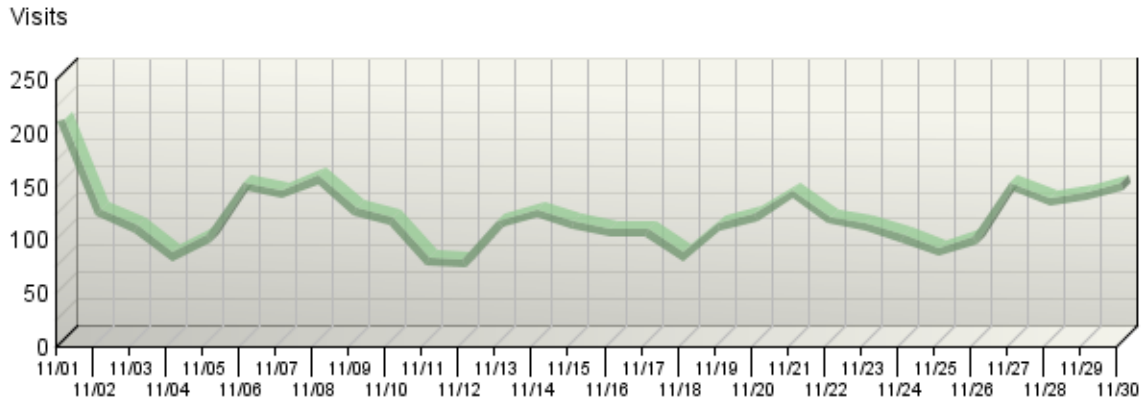
Report Descriptions

The information on this page can show you which content groups were most popular. This will reveal the reasons people visit your web site, and what is most interesting and least interesting to them.

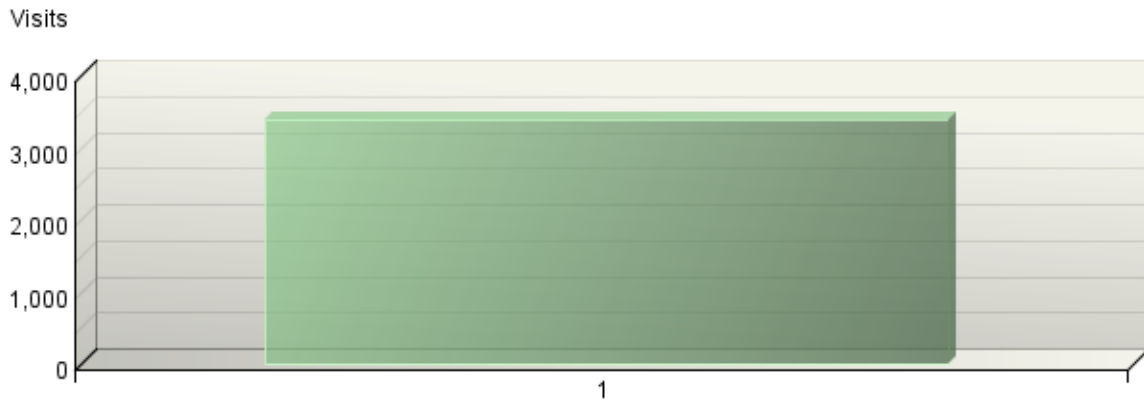
Directories

This report lists the most commonly accessed directories on your web site. This information can help determine the types of data most often requested.

Directories Trend



Directories



Directories

Path To Directory	Visits	Hits	Kbytes Transferred
1. http://es.epa.gov/ncer/science	3,380	9,522	982,604
Total	-	9,522	982,604

items 1-1 of 1

Directories - Help Card



Column Definitions

Path to Directory

The full URL path to the directory being analyzed.

Visits

Number of visits to pages within the specified directory. A visit is a series of actions that begins when a visitor views their first page from the server, and ends when the visitor leaves the site or remains idle beyond the idle-time limit. The default idle-time limit is thirty minutes. This time limit can be changed by the system administrator.

Hits

Each file requested by a visitor registers as a hit. There can be several hits on each page. While the volume of hits reflects the amount of server traffic, it is not an accurate reflection of the number of pages viewed.

Kbytes Transferred

Number of kilobytes of data transferred by the server from the specified directory to your visitors.



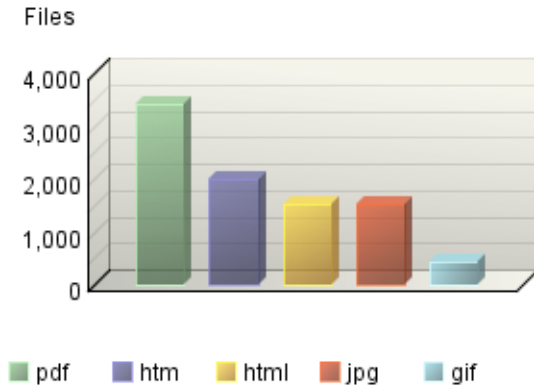
Report Descriptions

This report indicates the content visitors are most interested in. Use this information to determine which content areas to develop further, which areas to focus on less, and how you can arrange your content most effectively. If the table is sorted by kilobytes of data transferred, this page reveals what kind of data the server spends the most time transferring, and may suggest different ways to organize your data, or different ways to distribute the server load if you have more than one server.

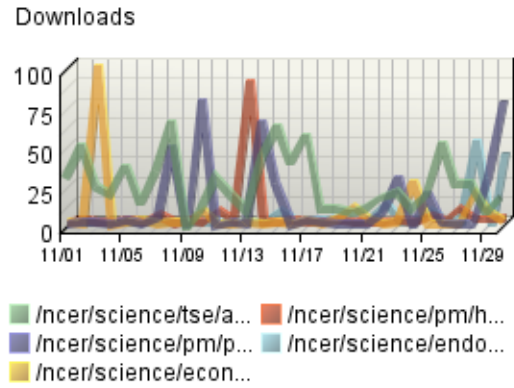
Files Dashboard

This displays key graphs and tables that provide an overview of the Files chapter. When viewing through the on-demand interface, you can click on the title of a graph or table to navigate to the corresponding page.

Accessed File Types by Files



Downloaded Files Trend



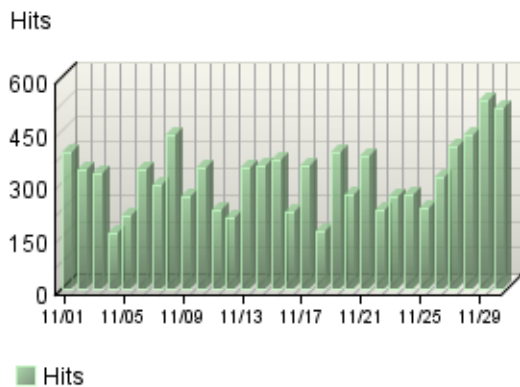
Uploaded Files

No data is available for this graph.

Hit Summary

Successful Hits for Entire Site	9,522
Average Hits per Day	317
Home Page Hits	-

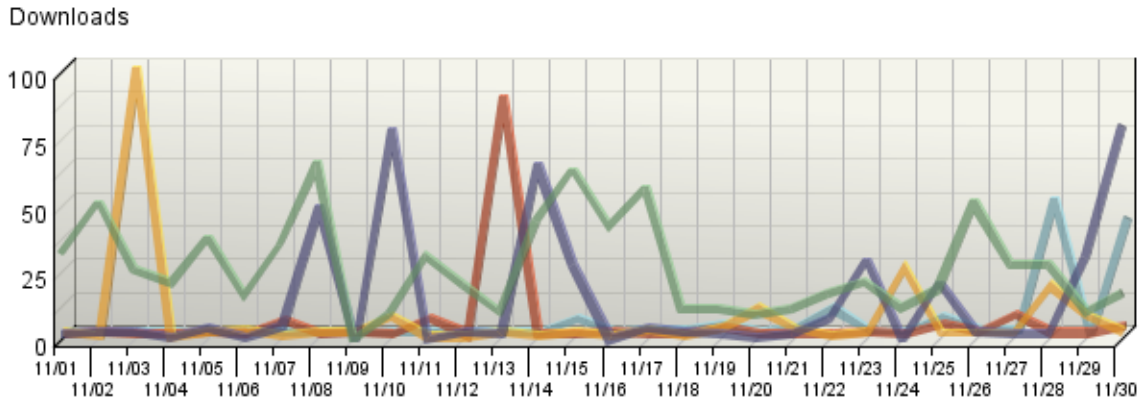
Hits Trend



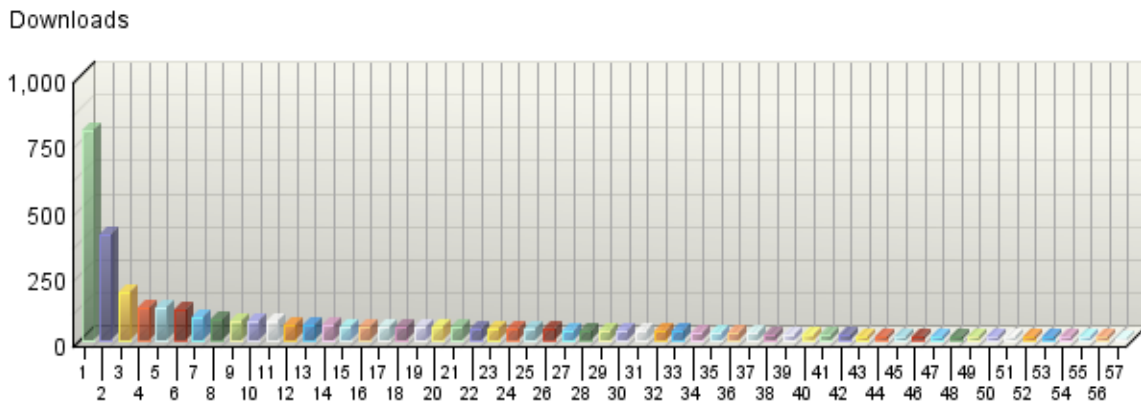
Downloaded Files

This report identifies the most popular files downloaded from your site.

Downloaded Files Trend



Downloaded Files



Downloaded Files

	Downloaded Files	Downloads	% Downloads	Visits
1.	http://es.epa.gov/ncer/science/tse/annual.pdf	798	22.54%	85
2.	http://es.epa.gov/ncer/science/pm/pm.pdf	405	11.44%	41
3.	http://es.epa.gov/ncer/science/economics/science_econ1.pdf	186	5.25%	30
4.	http://es.epa.gov/ncer/science/pm/hei/DieselSpecialReport02.pdf	124	3.50%	22

	Downloaded Files	Downloads	% Downloads	Visits
5.	http://es.epa.gov/ncer/science/endocrine/pdf/workshop06/francis.pdf	121	3.42%	15
6.	http://es.epa.gov/ncer/science/drinkingwater/microorganisms_drinking_water_proceedings.pdf	116	3.28%	4
7.	http://es.epa.gov/ncer/science/endocrine/pdf/workshop06/schoenfuss.pdf	91	2.57%	12
8.	http://es.epa.gov/ncer/science/endocrine/pdf/workshop06/ferguson.pdf	82	2.32%	14
9.	http://es.epa.gov/ncer/science/drinkingwater/masten_r826829.pdf	76	2.15%	63
10.	http://es.epa.gov/ncer/science/endocrine/pdf/workshop06/zoeller.pdf	73	2.06%	15
11.	http://es.epa.gov/ncer/science/drinkingwater/kilduff_r828045.pdf	71	2.01%	57
12.	http://es.epa.gov/ncer/science/tse/TSEAnniversaryReport5-4-06.pdf	57	1.61%	10
13.	http://es.epa.gov/ncer/science/drinkingwater/batterman_r825362.pdf	56	1.58%	45
14.	http://es.epa.gov/ncer/science/drinkingwater/cangelosi_r826828.pdf	55	1.55%	49
15.	http://es.epa.gov/ncer/science/drinkingwater/weinberg_r825955.pdf	53	1.50%	40
16.	http://es.epa.gov/ncer/science/drinkingwater/westerhoff_r826831.pdf	52	1.47%	48
17.	http://es.epa.gov/ncer/science/pm/hei/Rean-part1.pdf	52	1.47%	12
18.	http://es.epa.gov/ncer/science/pm/hei/Rean-ExecSumm.pdf	51	1.44%	24
19.	http://es.epa.gov/ncer/science/drinkingwater/valentine_r826832.pdf	50	1.41%	46
20.	http://es.epa.gov/ncer/science/drinkingwater/marinas_and_miner_r826830.pdf	49	1.38%	43
21.	http://es.epa.gov/ncer/science/drinkingwater/roberts_r829004.pdf	48	1.36%	44
22.	http://es.epa.gov/ncer/science/drinkingwater/weisel_r825953.pdf	45	1.27%	39
23.	http://es.epa.gov/ncer/science/drinkingwater/brusseau_r829013.pdf	44	1.24%	37
24.	http://es.epa.gov/ncer/science/endocrine/pdf/workshop06/martin.pdf	42	1.19%	13
25.	http://es.epa.gov/ncer/science/drinkingwater/styblo_r826136.pdf	42	1.19%	32
26.	http://es.epa.gov/ncer/science/pm/hei/Rean-part2.pdf	41	1.16%	8
27.	http://es.epa.gov/ncer/science/tse/tse.pdf	38	1.07%	26

	Downloaded Files	Downloads	% Downloads	Visits
28.	http://es.epa.gov/ncer/science/endocrine/pdf/workshop06/fisher.pdf	37	1.04%	13
29.	http://es.epa.gov/ncer/science/drinkingwater/de_leon_r825146.pdf	35	0.99%	29
30.	http://es.epa.gov/ncer/science/endocrine/pdf/workshop06/leblanc.pdf	34	0.96%	11
31.	http://es.epa.gov/ncer/science/drinkingwater/shahamat_r828037.pdf	33	0.93%	31
32.	http://es.epa.gov/ncer/science/endocrine/pdf/workshop06/lazorchak.pdf	33	0.93%	13
33.	http://es.epa.gov/ncer/science/drinkingwater/moe_r826139.pdf	33	0.93%	31
34.	http://es.epa.gov/ncer/science/drinkingwater/ryan_r829010.pdf	31	0.88%	29
35.	http://es.epa.gov/ncer/science/drinkingwater/sonzgoni_hoffman_r828041.pdf	30	0.85%	28
36.	http://es.epa.gov/ncer/science/drinkingwater/ward_r826138.pdf	29	0.82%	25
37.	http://es.epa.gov/ncer/science/drinkingwater/science_drinkingwater.pdf	27	0.76%	27
38.	http://es.epa.gov/ncer/science/endocrine/pdf/workshop06/sepaniak.pdf	24	0.68%	10
39.	http://es.epa.gov/ncer/science/drinkingwater/langford_r829009.pdf	23	0.65%	23
40.	http://es.epa.gov/ncer/science/globalclimate/science_globalclimate.pdf	22	0.62%	22
41.	http://es.epa.gov/ncer/science/endocrine/pdf/workshop06/holt.pdf	20	0.56%	11
42.	http://es.epa.gov/ncer/science/endocrine/pdf/review/EDCProgramReviewResponse toBOSC-narrative.pdf	19	0.54%	18
43.	http://es.epa.gov/ncer/science/drinkingwater/ahmed_r825955.pdf	18	0.51%	17
44.	http://es.epa.gov/ncer/science/endocrine/pdf/workshop06/stoker.pdf	17	0.48%	13
45.	http://es.epa.gov/ncer/science/pm/hei/DieselEpi-C.pdf	15	0.42%	14
46.	http://es.epa.gov/ncer/science/endocrine/pdf/workshop06/hauser.pdf	15	0.42%	11
47.	http://es.epa.gov/ncer/science/endocrine/pdf/workshop06/andersonh.pdf	14	0.40%	13
48.	http://es.epa.gov/ncer/science/pm/perspectives-1.pdf	14	0.40%	13
49.	http://es.epa.gov/ncer/science/pm/hei/Rean-Statement.pdf	13	0.37%	13
50.	http://es.epa.gov/ncer/science/endocrine/pdf/workshop06/gilbert.pdf	13	0.37%	11

	Downloaded Files	Downloads	% Downloads	Visits
51.	http://es.epa.gov/ncer/science/endocrine/pdf/workshop06/bakerd.pdf	13	0.37%	11
52.	http://es.epa.gov/ncer/science/endocrine/pdf/workshop06/swan.pdf	12	0.34%	11
53.	http://es.epa.gov/ncer/science/endocrine/pdf/workshop06/boulanger.pdf	12	0.34%	11
54.	http://es.epa.gov/ncer/science/endocrine/pdf/workshop06/paneldis.pdf	11	0.31%	10
55.	http://es.epa.gov/ncer/science/endocrine/pdf/workshop06/laws.pdf	11	0.31%	10
56.	http://es.epa.gov/ncer/science/endocrine/pdf/workshop06/workshopsum.pdf	11	0.31%	10
57.	http://es.epa.gov/ncer/science/drinkingwater/2001_drinking_water.pdf	4	0.11%	1
	Total	3,541	100.00%	1,364

items 1-57 of 57

Downloaded Files - Help Card



Column Definitions

Files

The path and filename of the file being analyzed.

Downloads

Number of times the specified file was downloaded by a visitor. If an error occurred during a transfer, the transfer is not counted. Note that downloaded PDF files may cause an inflated count.

Visits

Number of visits that accessed the specified files. A visit is a series of actions that begins when a visitor views their first page from the server, and ends when the visitor leaves the site or remains idle beyond the idle-time limit. The default idle-time limit is thirty minutes. This time limit can be changed by the system administrator.



Report Descriptions

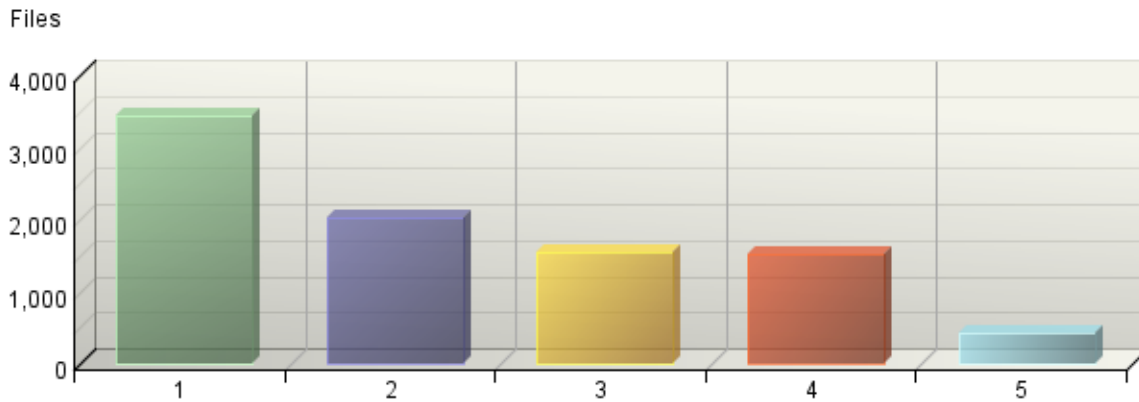
If you are using an SDC data source, then this report is not applicable.

This information shows you the most popular downloadable files on your web site. Files that don't appear on the list, or appear low on the list, may require maintenance such as decreasing the file size, improving link placement, or elimination to make room for more popular content.

Accessed File Types

This report identifies the types of files accessed on your site and the total number of kilobytes of data transferred for each file type. Cached requests and erred hits are excluded from the totals.

Accessed File Types by Files



Accessed File Types

File Type	Files	% Files	Kbytes Transferred
1. pdf	3,435	38.46%	868,260
2. htm	2,014	22.55%	43,445
3. html	1,538	17.22%	52,747
4. jpg	1,510	16.91%	14,975
5. gif	435	4.87%	3,179
Total	8,932	100.00%	982,604

items 1-5 of 5

Accessed File Types - Help Card



Column Definitions

File Type

Identifies types of files by their file extension. For example, a file named graphic.gif is identified as type "gif."

Files

Number of files of the specified type accessed by visitors to your site.

Kbytes Transferred

Number of kilobytes of data transferred for all files of the specified type.



Report Descriptions

This report provides general statistics for the type of data that visitors access on your site.

Uploaded Files

This report identifies the most popular files uploaded from a client to your servers using FTP PUT, HTTP PUT, or HTTP POST.

Uploaded Files

No data is available for this graph.

Uploaded Files

No data is available for this table.

Uploaded Files - Help Card



Column Definitions

Files

The path and filename of the uploaded file being analyzed. Uploaded files correspond to a POST entry in the web server log file. If the field names are provided, then you will find the uploaded files listed in the METHOD field.

Visits

Number of visits to your site where the specified file was uploaded to your servers. A visit is a series of actions that begins when a visitor views their first page from the server, and ends when the visitor leaves the site or remains idle beyond the idle-time limit. The default idle-time limit is thirty minutes. This time limit can be changed by the system administrator.

Uploads

Number of times the specified file was uploaded to your site. If an error occurred during a transfer, the transfer is not counted.



Report Descriptions

If you are using an SDC data source, then this report is not applicable.

This report presents information on files that were uploaded to your servers during the period of the report. You may want to run virus scans on uploaded files.