

NCER Science Web Site Statistics

Monthly View: May 2007

May 1, 2007 12:00:00 AM – May 31, 2007 11:59:56 PM

This report was generated by WebTrends 7 - Enterprise, Version: 7.5, Build: 16366 .
Thursday, June 21, 2007 11:50:09 AM
Final report conversion by WebTrends Report Exporter, Version 7.5 (build 16363)

Copyright (C) 1996-2005 WebTrends Inc. All rights reserved.

Table of Contents

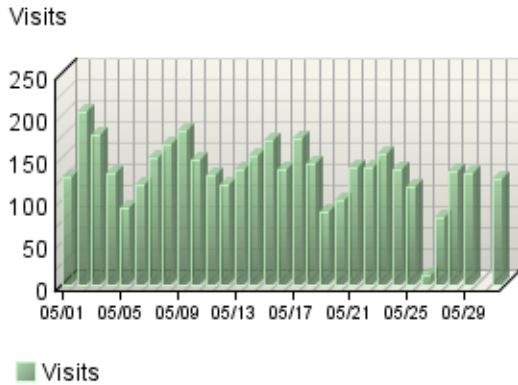
Overview Dashboard	1
Visitors Dashboard	3
Pages Dashboard	6
Navigation Dashboard	8
Technical Dashboard	9
Activity Dashboard	11
Browsers and Platforms Dashboard	13
Visitors Dashboard	15
Top Visitors	18
New vs. Return Visits	31
Visitors by Number of Visits	33
Visitors Trend	35
Visits Trend	41
Organizations	43
Authenticated Usernames	46
Domain Names	48
Top-Level Domain Types	50
Geography Dashboard	53
Regions	54
Countries	56
North American States and Provinces	58
Cities	59
Pages Dashboard	60
Pages	62
Content Groups	72
Directories	74
Files Dashboard	76

Downloaded Files	77
Accessed File Types	82
Uploaded Files	84

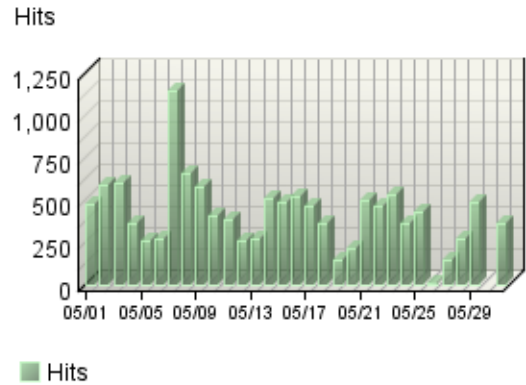
Overview Dashboard

This displays key graphs and tables that provide an overview of the entire report. When viewing through the on-demand interface, you can click on the title of a graph or table to navigate to the corresponding page.

Visits Trend



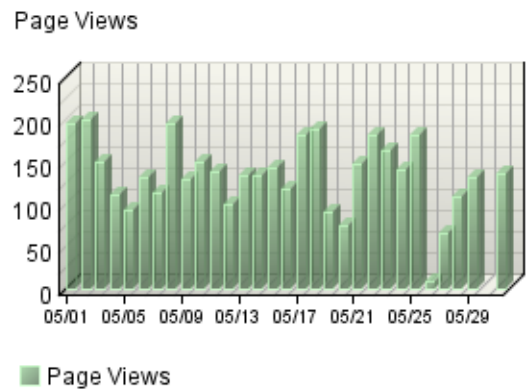
Hits Trend



Visitor Summary

Visitors	2,170
Visitors Who Visited Once	1,799
Visitors Who Visited More Than Once	371
Average Visits per Visitor	1.85

Page Views Trend



Visit Summary

Visits	4,006
Average per Day	129
Average Visit Duration	00:06:05
Median Visit Duration	00:00:54
International Visits	0.00%
Visits of Unknown Origin	100.00%
Visits from Your Country: United States (US)	0.00%

Hit Summary

Successful Hits for Entire Site	12,552
Average Hits per Day	404
Home Page Hits	-

Page View Summary

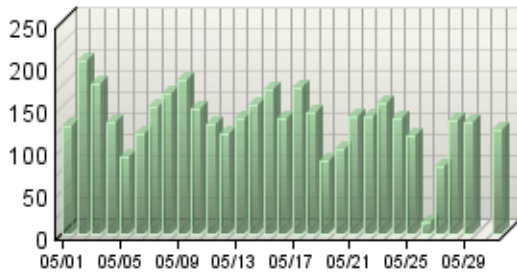
Page Views	4,036
Average per Day	130
Average Page Views per Visit	1.01

Visitors Dashboard

This displays key graphs and tables that provide an overview of the Visitors chapter. When viewing through the on-demand interface, you can click on the title of a graph or table to navigate to the corresponding page.

Active Visits Trend

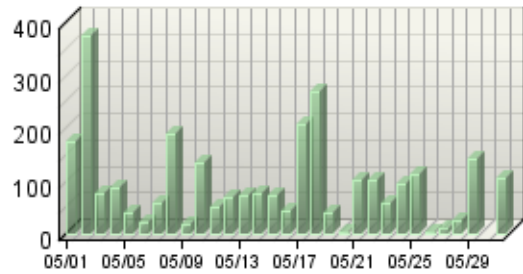
Active Visits



Active Visits

Visitor Minutes Trend

Visitor Minutes



Visitor Minutes

Visitor Summary

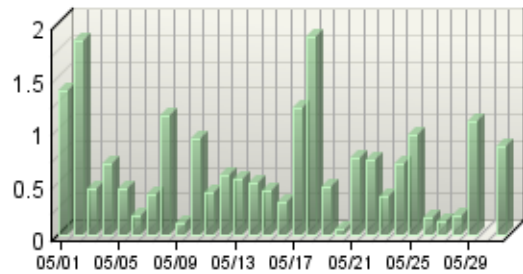
Visitors	2,170
Visitors Who Visited Once	1,799
Visitors Who Visited More Than Once	371
Average Visits per Visitor	1.85

Visit Summary

Visits	4,006
Average per Day	129
Average Visit Duration	00:06:05
Median Visit Duration	00:00:54
International Visits	0.00%
Visits of Unknown Origin	100.00%
Visits from Your Country: United States (US)	0.00%

Average Length of Visit Trend

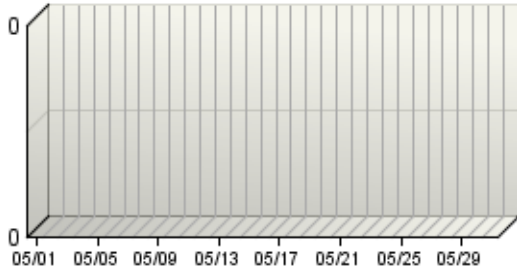
Average Visit Duration



Average Visit Duration

New Visitors Trend


New Visitors



■ New Visitors

Countries

Visits



■ Unknown Country

Organizations

No data is available for this graph.

Authenticated Usernames

No data is available for this graph.

New vs. Return Visits

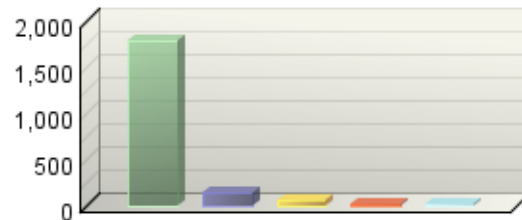
Visits



■ Returning Visitors

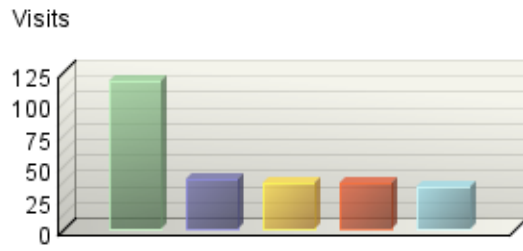
Visitors by Number of Visits

Visitors



■ 1 visit ■ 2 visits ■ 3 visits ■ 4 visits ■ 5 visits

Top Visitors

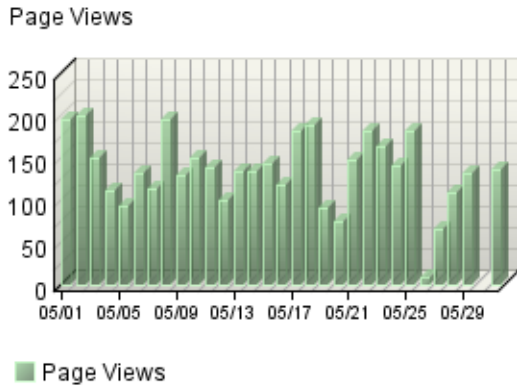


72.30.226.141_Mozi... 65.55.210.93_msnb...
65.55.210.95_msnb... 65.55.210.92_msnb...
134.67.99.163_NLE...

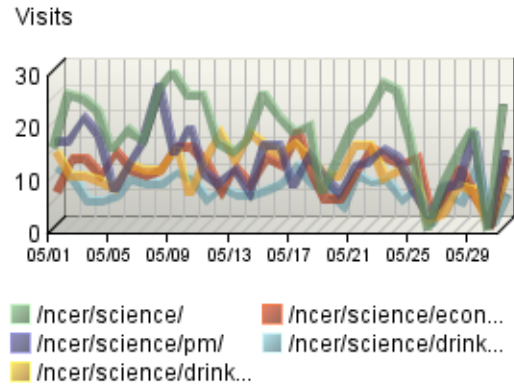
Pages Dashboard

This displays key graphs and tables that provide an overview of the Pages chapter. When viewing through the on-demand interface, you can click on the title of a graph or table to navigate to the corresponding page.

Page Views Trend



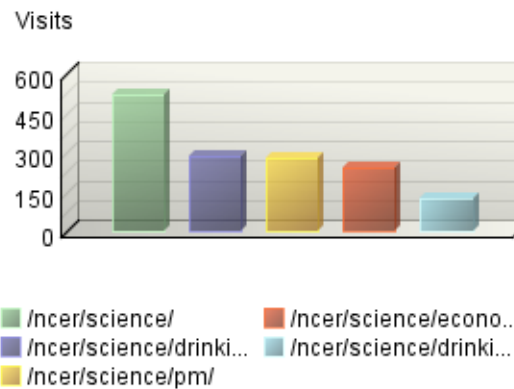
Pages Trend



Content Groups

No data is available for this graph.

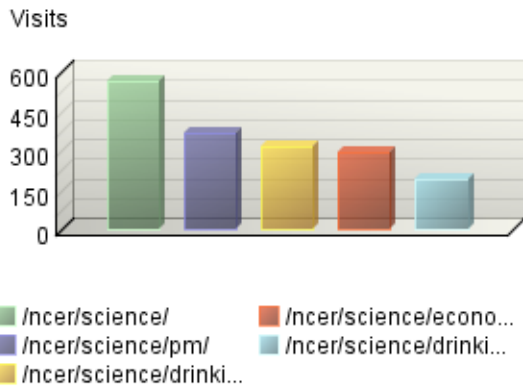
Entry Pages



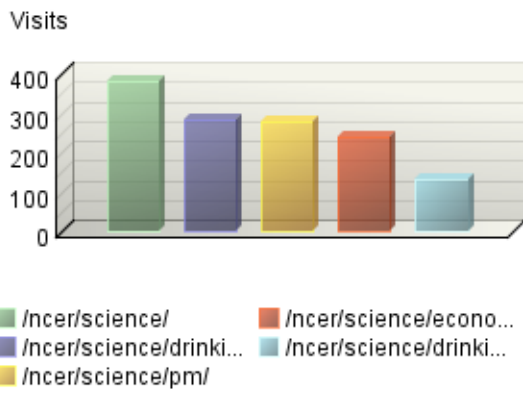
Page View Summary

Page Views	4,036
Average per Day	130
Average Page Views per Visit	1.01

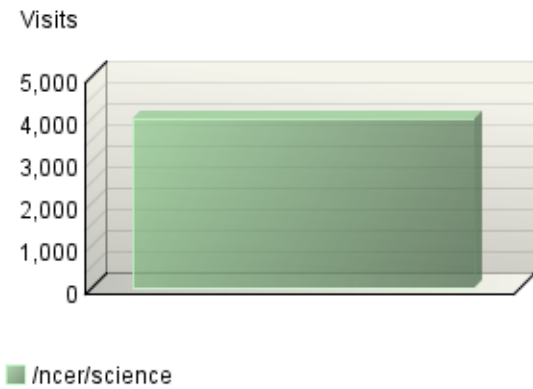
Pages



Exit Pages



Directories

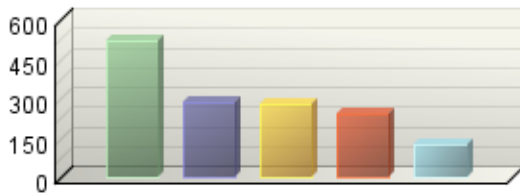


Navigation Dashboard

This dashboard summarizes important information related to online navigation.

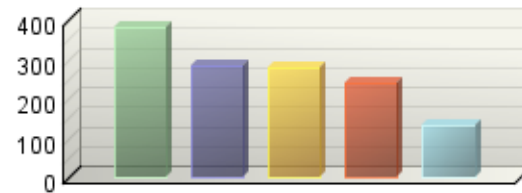
Entry Pages

Visits



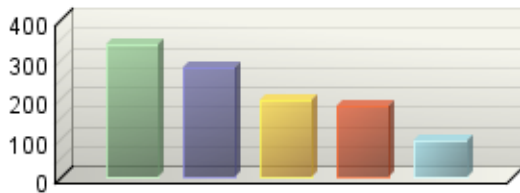
Exit Pages

Visits



Single-Page Visits

Visits

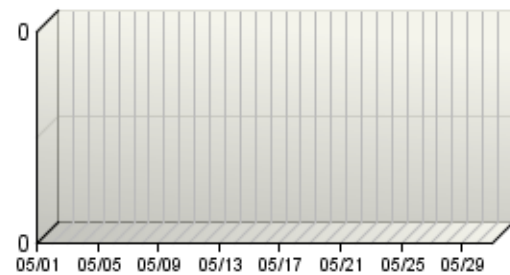


Technical Dashboard

This dashboard summarizes important information related to online technical activity.

Average Time to Serve Pages

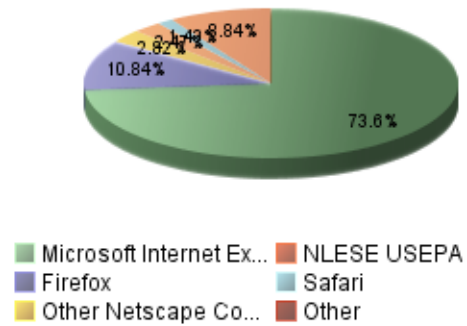
Average Time to Serve



■ Average Time to Serve

Browsers by Version

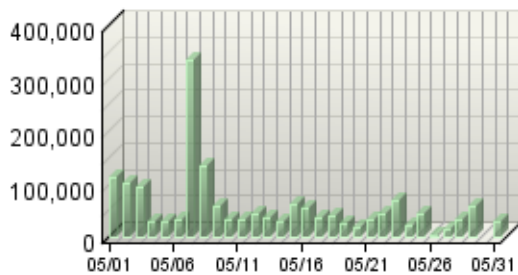
Visits



■ Microsoft Internet Ex... ■ NLESE USEPA
 ■ Firefox ■ Safari
 ■ Other Netscape Co... ■ Other

Bandwidth: Kbytes Transferred Trend

Kbytes Transferred

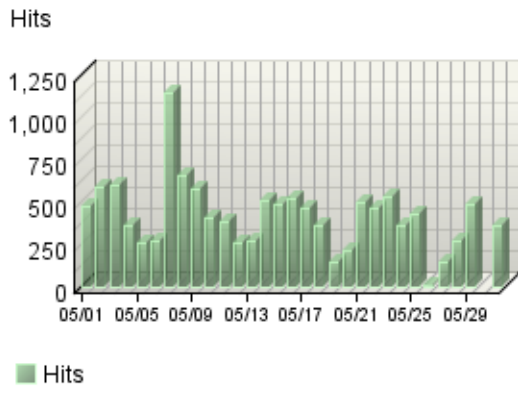


■ Kbytes Transferred

Technical Summary

Total Hits	13,431
Successful Hits	12,552
Successful Hits (as Percent)	93.46%
Failed Hits	879
Failed Hits (as Percent)	6.54%
Cached Hits	748
Cached Hits (as Percent)	5.57%

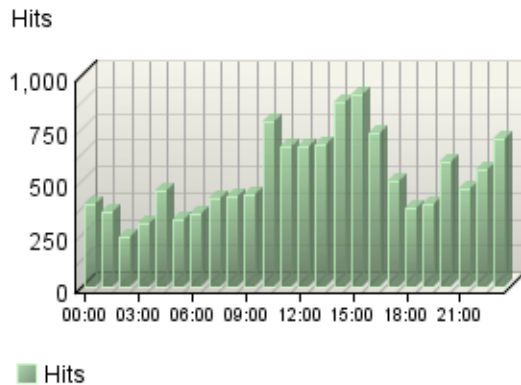
Hits Trend



Activity Dashboard

This displays key graphs and tables that provide an overview of the Activity chapter. When viewing through the on-demand interface, you can click on the title of a graph or table to navigate to the corresponding page.

Hits by Hour of the Day



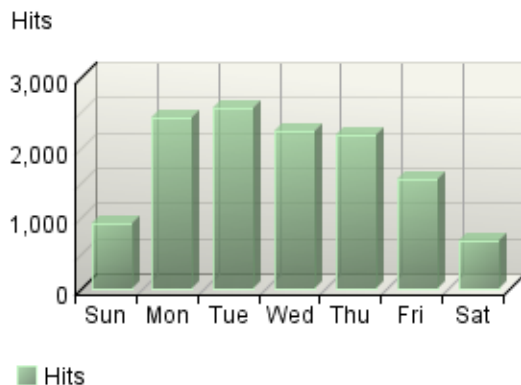
Least Active Summary

Least Active Date	5/26/07
Number of Hits on Least Active Date	15
Least Active Day of the Week	Saturday
Least Active Hour of the Day	02:00-02:59

Activity on Weekdays Summary

Total Hits Weekdays	10,947
Total Visits Weekdays	3,264
Average Number of Visits per day on Weekdays	141
Average Number of Hits per day on Weekdays	475

Hits by Day of the Week



Activity on Weekends Summary

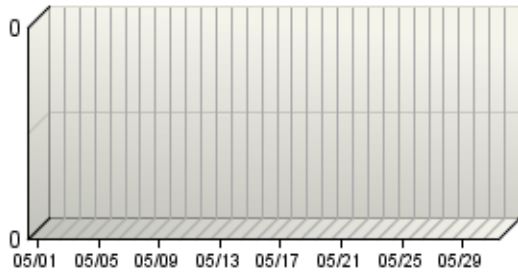
Total Hits Weekend	1,605
Total Visits Weekend	742
Average Number of Visits per Weekend	185
Average Number of Hits per Weekend	401

Most Active Summary

Most Active Date	5/7/07
Number of Hits on Most Active Date	1,145
Most Active Day of the Week	Tuesday
Most Active Hour of the Day	15:00-15:59

Average Time to Serve Pages

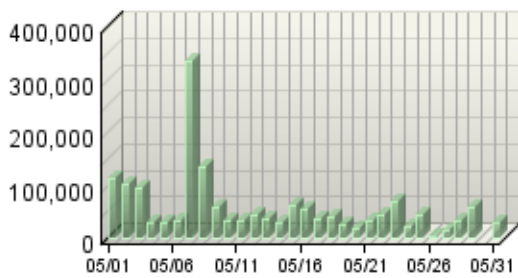
Average Time to Serve



■ Average Time to Serve

Bandwidth: Kbytes Transferred Trend

Kbytes Transferred

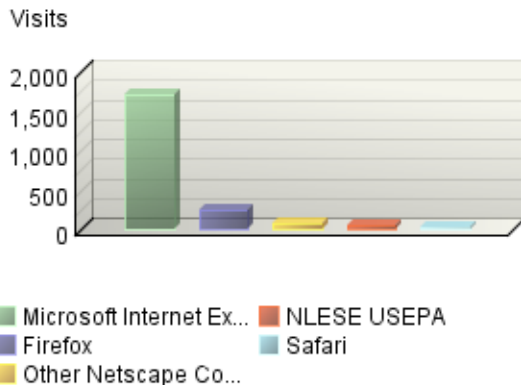


■ Kbytes Transferred

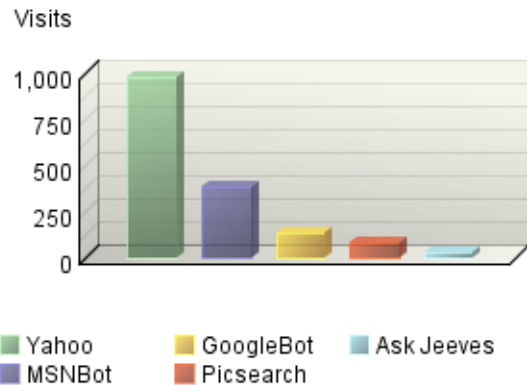
Browsers and Platforms Dashboard

This displays key graphs and tables that provide an overview of the Browsers and Platforms chapter. When viewing through the on-demand interface, you can click on the title of a graph or table to navigate to the corresponding page.

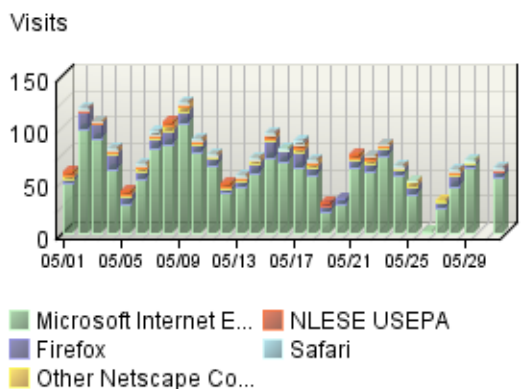
Browsers



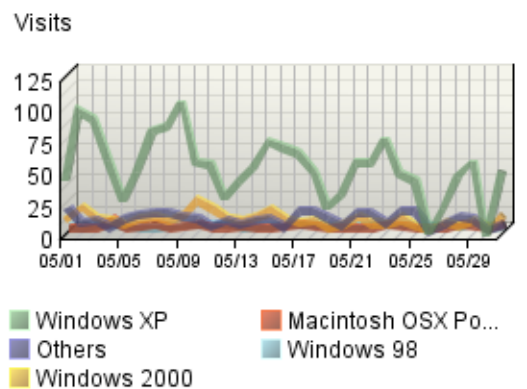
Spiders



Browsers Trend



Platforms Trend



WAP Devices


No data is available for this graph.

Palm Devices

No data is available for this graph.

WAP Browsers

Visits



■ Nokia WAP Browser

Palm Browsers

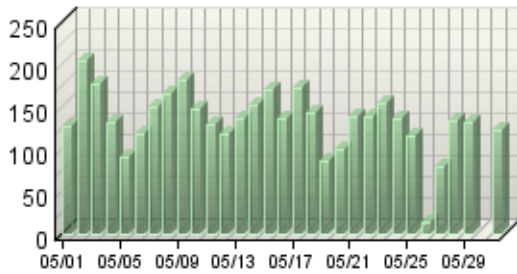
No data is available for this graph.

Visitors Dashboard

This displays key graphs and tables that provide an overview of the Visitors chapter. When viewing through the on-demand interface, you can click on the title of a graph or table to navigate to the corresponding page.

Active Visits Trend

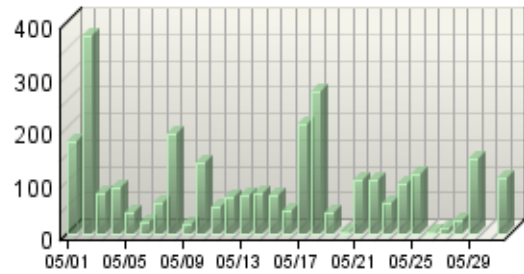
Active Visits



Active Visits

Visitor Minutes Trend

Visitor Minutes



Visitor Minutes

Visitor Summary

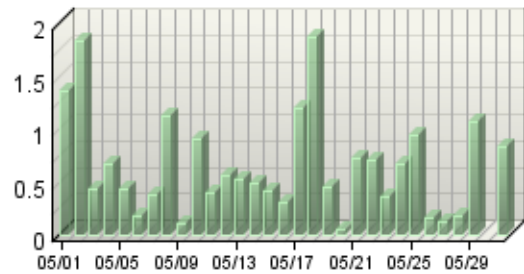
Visitors	2,170
Visitors Who Visited Once	1,799
Visitors Who Visited More Than Once	371
Average Visits per Visitor	1.85

Visit Summary

Visits	4,006
Average per Day	129
Average Visit Duration	00:06:05
Median Visit Duration	00:00:54
International Visits	0.00%
Visits of Unknown Origin	100.00%
Visits from Your Country: United States (US)	0.00%

Average Length of Visit Trend

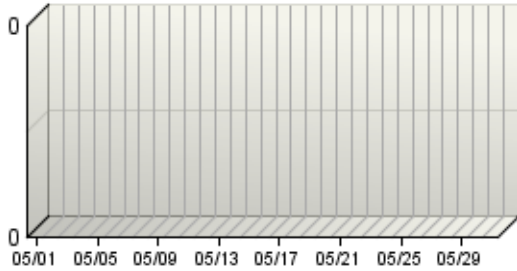
Average Visit Duration



Average Visit Duration

New Visitors Trend


New Visitors



■ New Visitors

Countries

Visits



■ Unknown Country

Organizations

No data is available for this graph.

Authenticated Usernames

No data is available for this graph.

New vs. Return Visits

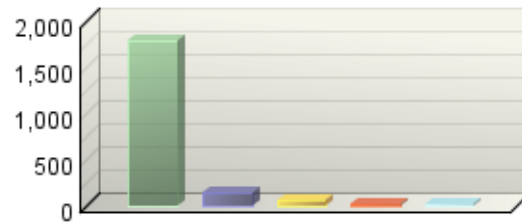
Visits



■ Returning Visitors

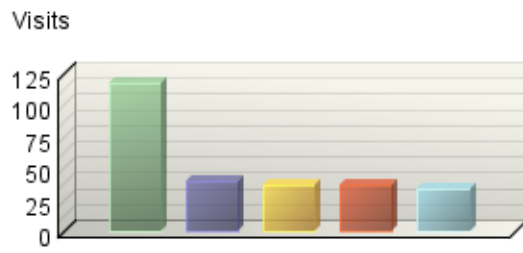
Visitors by Number of Visits

Visitors



■ 1 visit ■ 2 visits ■ 3 visits ■ 4 visits ■ 5 visits

Top Visitors

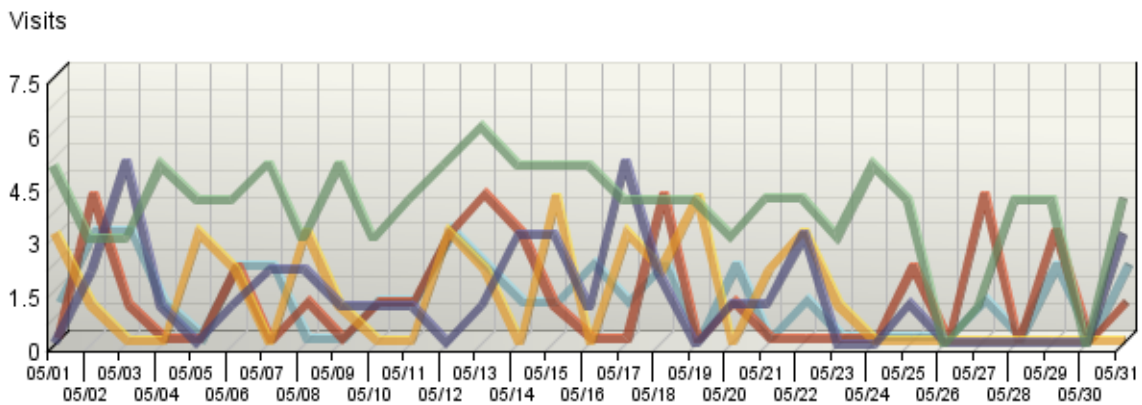


72.30.226.141_Mozi... 65.55.210.93_msnb...
65.55.210.95_msnb... 65.55.210.92_msnb...
134.67.99.163_NLE...

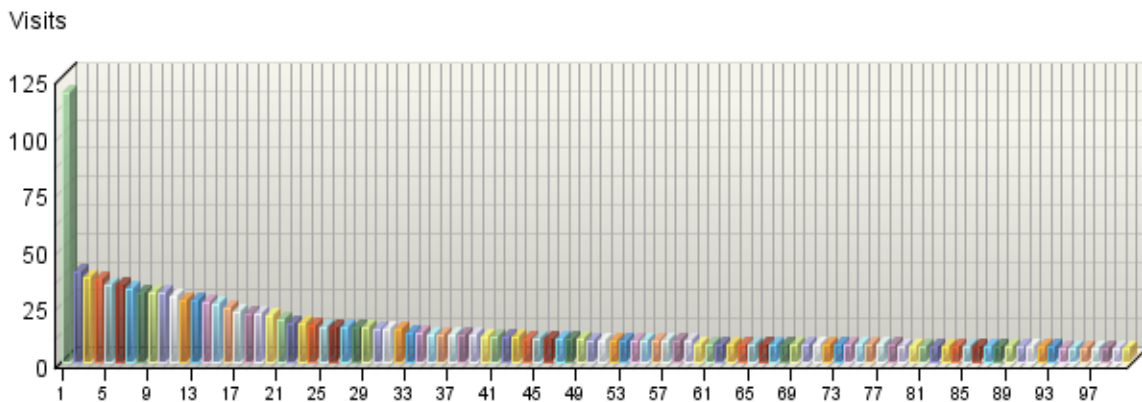
Top Visitors

This report identifies the IP address, domain name, or cookie of each visitor, and identifies the visitor's activity level on the site. If you use cookies to track visits, WebTrends can differentiate between hits from different visitors with the same IP address.

Top Visitors Trend



Top Visitors



Top Visitors

	Visitor	Visits	% Visits	Hits
■ 1.	72.30.226.141_Mozilla/5.0 (compatible); Yahoo! Slurp; http://help.yahoo.com/help/us/ysearch/slurp	118	2.94%	118

	Visitor	Visits	% Visits	Hits
2.	65.55.210.95_msnbot/1.0 (+http://search.msn.com/msnbot.htm)	40	1.00%	49
3.	134.67.99.163_NLESE USEPA	37	0.92%	421
4.	65.55.210.93_msnbot/1.0 (+http://search.msn.com/msnbot.htm)	36	0.90%	46
5.	65.55.210.92_msnbot/1.0 (+http://search.msn.com/msnbot.htm)	34	0.85%	40
6.	65.55.210.91_msnbot/1.0 (+http://search.msn.com/msnbot.htm)	34	0.85%	52
7.	65.55.210.94_msnbot/1.0 (+http://search.msn.com/msnbot.htm)	32	0.80%	41
8.	72.30.214.232_Mozilla/5.0 (compatible; Yahoo! Slurp; http://help.yahoo.com/help/us/ysearch/slurp)	30	0.75%	30
9.	66.249.72.83_Mozilla/5.0 (compatible; Googlebot/2.1; +http://www.google.com/bot.html)	30	0.75%	53
10.	65.55.210.97_msnbot/1.0 (+http://search.msn.com/msnbot.htm)	30	0.75%	39
11.	212.190.217.91_Mozilla/4.0 (compatible; MSIE 6.0; Windows NT 5.0)	29	0.72%	87
12.	66.249.67.83_Mozilla/5.0 (compatible; Googlebot/2.1; +http://www.google.com/bot.html)	27	0.67%	47
13.	66.249.67.36_Mozilla/5.0 (compatible; Googlebot/2.1; +http://www.google.com/bot.html)	27	0.67%	41
14.	72.30.216.45_Mozilla/5.0 (compatible; Yahoo! Slurp; http://help.yahoo.com/help/us/ysearch/slurp)	26	0.65%	26
15.	65.55.210.90_msnbot/1.0 (+http://search.msn.com/msnbot.htm)	25	0.62%	28
16.	66.249.72.230_Mozilla/5.0 (compatible; Googlebot/2.1; +http://www.google.com/bot.html)	24	0.60%	32
17.	207.46.98.147_msnbot/1.0 (+http://search.msn.com/msnbot.htm)	22	0.55%	25
18.	134.67.99.162_NLESE USEPA	21	0.52%	56
19.	65.55.213.109_msnbot-media/1.0 (+http://search.msn.com/msnbot.htm)	21	0.52%	81
20.	76.164.20.99_Mozilla/4.0 (compatible; MSIE 5.5; Windows NT 5.0)	20	0.50%	28
21.	74.6.67.208_Mozilla/5.0 (compatible; Yahoo! Slurp; http://help.yahoo.com/help/us/ysearch/slurp)	19	0.47%	19
22.	74.6.79.169_Mozilla/5.0 (compatible; Yahoo! Slurp; http://help.yahoo.com/help/us/ysearch/slurp)	17	0.42%	17

	Visitor	Visits	% Visits	Hits
23.	134.67.221.74_NLESE for intraUSEPA	17	0.42%	79
24.	217.212.224.177_psbot/0.1 (+http://www.picsearch.com/bot.html)	16	0.40%	17
25.	64.29.209.218_Mozilla/5.0 (Windows; U; Windows NT 5.1; en-US; rv:1.8.0.4) Gecko/20060508 Firefox/1.5.0.4	15	0.37%	19
26.	65.214.44.223_Mozilla/2.0 (compatible; Ask Jeeves/Teoma)	15	0.37%	34
27.	72.30.177.239_Mozilla/5.0 (compatible; Yahoo! Slurp; http://help.yahoo.com/help/us/ysearch/slurp)	15	0.37%	15
28.	72.30.177.164_Mozilla/5.0 (compatible; Yahoo! Slurp; http://help.yahoo.com/help/us/ysearch/slurp)	15	0.37%	15
29.	207.46.98.149_msnbot/1.0 (+http://search.msn.com/msnbot.htm)	15	0.37%	21
30.	74.6.71.232_Mozilla/5.0 (compatible; Yahoo! Slurp; http://help.yahoo.com/help/us/ysearch/slurp)	14	0.35%	28
31.	74.6.72.61_Mozilla/5.0 (compatible; Yahoo! Slurp; http://help.yahoo.com/help/us/ysearch/slurp)	14	0.35%	14
32.	74.6.70.74_Mozilla/5.0 (compatible; Yahoo! Slurp; http://help.yahoo.com/help/us/ysearch/slurp)	14	0.35%	14
33.	70.42.51.10_FAST MetaWeb Crawler (helpdesk at fastsearch dot com)	13	0.32%	75
34.	74.6.70.81_Mozilla/5.0 (compatible; Yahoo! Slurp; http://help.yahoo.com/help/us/ysearch/slurp)	13	0.32%	13
35.	68.54.83.138_Mozilla/4.0 (compatible; MSIE 6.0; Windows NT 5.1; SV1; .NET CLR 1.0.3705; .NET CLR 1.1.4322; Media Center PC 4.0; MSIECrawler)	12	0.30%	25
36.	74.6.74.174_Mozilla/5.0 (compatible; Yahoo! Slurp; http://help.yahoo.com/help/us/ysearch/slurp)	12	0.30%	12
37.	207.46.98.148_msnbot/1.0 (+http://search.msn.com/msnbot.htm)	12	0.30%	14
38.	74.6.72.70_Mozilla/5.0 (compatible; Yahoo! Slurp; http://help.yahoo.com/help/us/ysearch/slurp)	12	0.30%	12
39.	74.6.69.113_Mozilla/5.0 (compatible; Yahoo! Slurp; http://help.yahoo.com/help/us/ysearch/slurp)	12	0.30%	12
40.	70.42.51.30_Sensis Web Crawler (search_comments\at\senisis\dot\com\dot\au)	11	0.27%	27
41.	65.55.235.226_msnbot-media/1.0 (+http://search.msn.com/msnbot.htm)	11	0.27%	15

	Visitor	Visits	% Visits	Hits
42.	72.30.177.181_Mozilla/5.0 (compatible; Yahoo! Slurp; http://help.yahoo.com/help/us/ysearch/slurp)	11	0.27%	11
43.	65.55.210.96_msnbot/1.0 (+http://search.msn.com/msnbot.htm)	11	0.27%	18
44.	202.152.161.230_Mozilla/4.0 (compatible; MSIE 5.5; Windows NT 5.0)	10	0.25%	12
45.	69.25.71.12_Accoona-AI-Agent/1.1.2 (aicrawler at accoonabot dot com)	10	0.25%	51
46.	74.6.68.138_Mozilla/5.0 (compatible; Yahoo! Slurp; http://help.yahoo.com/help/us/ysearch/slurp)	10	0.25%	10
47.	74.6.67.235_Mozilla/5.0 (compatible; Yahoo! Slurp; http://help.yahoo.com/help/us/ysearch/slurp)	10	0.25%	10
48.	171.64.75.207_WebVac (webmaster@pita.stanford.edu WebVac.org)	10	0.25%	165
49.	74.6.73.185_Mozilla/5.0 (compatible; Yahoo! Slurp; http://help.yahoo.com/help/us/ysearch/slurp)	10	0.25%	10
50.	65.214.39.180_Mozilla/5.0 (X11; U; Linux i686; en-US; rv:1.9a1) Gecko/20070308 Minefield/3.0a1	9	0.22%	18
51.	74.6.71.92_Mozilla/5.0 (compatible; Yahoo! Slurp; http://help.yahoo.com/help/us/ysearch/slurp)	9	0.22%	9
52.	64.208.172.179_ia_archiver	9	0.22%	26
53.	74.6.69.78_Mozilla/5.0 (compatible; Yahoo! Slurp; http://help.yahoo.com/help/us/ysearch/slurp)	9	0.22%	9
54.	74.6.70.219_Mozilla/5.0 (compatible; Yahoo! Slurp; http://help.yahoo.com/help/us/ysearch/slurp)	9	0.22%	9
55.	74.6.74.209_Mozilla/5.0 (compatible; Yahoo! Slurp; http://help.yahoo.com/help/us/ysearch/slurp)	9	0.22%	9
56.	74.6.66.49_Mozilla/5.0 (compatible; Yahoo! Slurp; http://help.yahoo.com/help/us/ysearch/slurp)	9	0.22%	9
57.	74.6.75.19_Mozilla/5.0 (compatible; Yahoo! Slurp; http://help.yahoo.com/help/us/ysearch/slurp)	9	0.22%	9
58.	74.6.67.231_Mozilla/5.0 (compatible; Yahoo! Slurp; http://help.yahoo.com/help/us/ysearch/slurp)	9	0.22%	9
59.	74.6.71.72_Mozilla/5.0 (compatible; Yahoo! Slurp; http://help.yahoo.com/help/us/ysearch/slurp)	9	0.22%	9

	Visitor	Visits	% Visits	Hits
60.	74.6.72.74_Mozilla/5.0 (compatible; Yahoo! Slurp; http://help.yahoo.com/help/us/ysearch/slurp)	8	0.20%	8
61.	74.6.74.186_Mozilla/5.0 (compatible; Yahoo! Slurp; http://help.yahoo.com/help/us/ysearch/slurp)	8	0.20%	8
62.	158.111.4.27_Mozilla/4.0 (compatible; MSIE 6.0; Windows NT 5.1; SV1; .NET CLR 1.1.4322; .NET CLR 2.0.50727; InfoPath.1)	8	0.20%	32
63.	74.6.72.36_Mozilla/5.0 (compatible; Yahoo! Slurp; http://help.yahoo.com/help/us/ysearch/slurp)	8	0.20%	8
64.	217.212.224.146_psbot/0.1 (+http://www.picsearch.com/bot.html)	8	0.20%	19
65.	74.6.69.232_Mozilla/5.0 (compatible; Yahoo! Slurp; http://help.yahoo.com/help/us/ysearch/slurp)	8	0.20%	8
66.	217.212.224.147_psbot/0.1 (+http://www.picsearch.com/bot.html)	8	0.20%	10
67.	209.249.11.3_MSRBOT (http://research.microsoft.com/research/sv/msrbot)	8	0.20%	48
68.	38.98.120.78_ShopWiki/1.0 (+http://www.shopwiki.com/wiki/Help:Bot)	8	0.20%	37
69.	74.6.71.225_Mozilla/5.0 (compatible; Yahoo! Slurp; http://help.yahoo.com/help/us/ysearch/slurp)	8	0.20%	8
70.	217.212.224.169_psbot/0.1 (+http://www.picsearch.com/bot.html)	8	0.20%	8
71.	74.6.71.239_Mozilla/5.0 (compatible; Yahoo! Slurp; http://help.yahoo.com/help/us/ysearch/slurp)	8	0.20%	8
72.	65.54.165.47_msnbot/1.0 (+http://search.msn.com/msnbot.htm)	8	0.20%	8
73.	74.6.68.212_Mozilla/5.0 (compatible; Yahoo! Slurp; http://help.yahoo.com/help/us/ysearch/slurp)	8	0.20%	8
74.	72.30.215.200_Mozilla/5.0 (compatible; Yahoo! Slurp; http://help.yahoo.com/help/us/ysearch/slurp)	8	0.20%	8
75.	217.212.224.178_psbot/0.1 (+http://www.picsearch.com/bot.html)	8	0.20%	8
76.	74.6.87.111_Mozilla/5.0 (compatible; Yahoo! Slurp; http://help.yahoo.com/help/us/ysearch/slurp)	8	0.20%	8
77.	202.152.161.231_Mozilla/4.0 (compatible; MSIE 5.5; Windows NT 5.0)	8	0.20%	12
78.	65.55.215.51_msnbot/1.0 (+http://search.msn.com/msnbot.htm)	8	0.20%	8

	Visitor	Visits	% Visits	Hits
79.	74.6.70.234_Mozilla/5.0 (compatible; Yahoo! Slurp; http://help.yahoo.com/help/us/ysearch/slurp)	7	0.17%	7
80.	74.6.67.112_Mozilla/5.0 (compatible; Yahoo! Slurp; http://help.yahoo.com/help/us/ysearch/slurp)	7	0.17%	7
81.	74.6.71.6_Mozilla/5.0 (compatible; Yahoo! Slurp; http://help.yahoo.com/help/us/ysearch/slurp)	7	0.17%	7
82.	74.6.68.12_Mozilla/5.0 (compatible; Yahoo! Slurp; http://help.yahoo.com/help/us/ysearch/slurp)	7	0.17%	7
83.	217.212.224.148_psbot/0.1 (+http://www.picsearch.com/bot.html)	7	0.17%	10
84.	207.23.252.129_Mozilla/5.0 (compatible; worio bot heritrix/1.10.0 +http://worio.com)	7	0.17%	78
85.	74.6.85.212_Mozilla/5.0 (compatible; Yahoo! Slurp; http://help.yahoo.com/help/us/ysearch/slurp)	7	0.17%	7
86.	74.6.66.32_Mozilla/5.0 (compatible; Yahoo! Slurp; http://help.yahoo.com/help/us/ysearch/slurp)	7	0.17%	7
87.	149.168.123.29_Mozilla/4.0 (compatible; MSIE 7.0; Windows NT 5.1; .NET CLR 1.1.4322)	7	0.17%	90
88.	74.6.71.218_Mozilla/5.0 (compatible; Yahoo! Slurp; http://help.yahoo.com/help/us/ysearch/slurp)	7	0.17%	7
89.	74.6.72.246_Mozilla/5.0 (compatible; Yahoo! Slurp; http://help.yahoo.com/help/us/ysearch/slurp)	7	0.17%	7
90.	74.6.71.41_Mozilla/5.0 (compatible; Yahoo! Slurp; http://help.yahoo.com/help/us/ysearch/slurp)	7	0.17%	7
91.	74.6.67.119_Mozilla/5.0 (compatible; Yahoo! Slurp; http://help.yahoo.com/help/us/ysearch/slurp)	7	0.17%	7
92.	74.6.72.171_Mozilla/5.0 (compatible; Yahoo! Slurp; http://help.yahoo.com/help/us/ysearch/slurp)	7	0.17%	7
93.	74.6.70.175_Mozilla/5.0 (compatible; Yahoo! Slurp; http://help.yahoo.com/help/us/ysearch/slurp)	7	0.17%	7
94.	65.55.233.41_msnbot/1.0 (+http://search.msn.com/msnbot.htm)	6	0.15%	7
95.	210.150.10.111_ichiro/2.0 (http://help.goo.ne.jp/door/crawler.html)	6	0.15%	11

	Visitor	Visits	% Visits	Hits
96.	74.6.72.7_Mozilla/5.0 (compatible; Yahoo! Slurp; http://help.yahoo.com/help/us/ysearch/slurp)	6	0.15%	6
97.	74.6.69.116_Mozilla/5.0 (compatible; Yahoo! Slurp; http://help.yahoo.com/help/us/ysearch/slurp)	6	0.15%	6
98.	217.212.224.168_psbot/0.1 (+http://www.picsearch.com/bot.html)	6	0.15%	6
99.	74.6.71.216_Mozilla/5.0 (compatible; Yahoo! Slurp; http://help.yahoo.com/help/us/ysearch/slurp)	6	0.15%	6
100.	193.95.154.69_Mozilla/5.0 (X11; U; Linux i686; en-US; rv:1.9a1) Gecko/20070308 Minefield/3.0a1	6	0.15%	12
101.	63.147.12.30_Mozilla/4.0 (compatible; MSIE 6.0; Windows NT 5.0)	6	0.15%	25
102.	72.30.177.217_Mozilla/5.0 (compatible; Yahoo! Slurp; http://help.yahoo.com/help/us/ysearch/slurp)	6	0.15%	6
103.	66.180.175.99_Mozilla/4.0 (compatible; EcoEarth.Info Environment Portal http://www.ecoearth.info/)	6	0.15%	199
104.	71.13.115.117_bot/1.0 (bot; http://; bot@bot.bot)	6	0.15%	14
105.	161.80.46.70_Mozilla/4.0 (compatible; MSIE 6.0; Windows NT 5.1; SV1; .NET CLR 1.1.4322; .NET CLR 2.0.50727)	6	0.15%	38
106.	74.6.85.164_Mozilla/5.0 (compatible; Yahoo! Slurp; http://help.yahoo.com/help/us/ysearch/slurp)	6	0.15%	6
107.	74.6.73.53_Mozilla/5.0 (compatible; Yahoo! Slurp; http://help.yahoo.com/help/us/ysearch/slurp)	6	0.15%	6
108.	161.80.193.204_Mozilla/4.0 (compatible; MSIE 6.0; Windows NT 5.1; SV1; .NET CLR 1.1.4322; .NET CLR 2.0.50727; InfoPath.1)	6	0.15%	15
109.	74.6.67.140_Mozilla/5.0 (compatible; Yahoo! Slurp; http://help.yahoo.com/help/us/ysearch/slurp)	6	0.15%	6
110.	74.6.86.82_Mozilla/5.0 (compatible; Yahoo! Slurp; http://help.yahoo.com/help/us/ysearch/slurp)	6	0.15%	6
111.	66.249.67.83_Googlebot-Image/1.0	6	0.15%	10
112.	74.6.75.41_Mozilla/5.0 (compatible; Yahoo! Slurp; http://help.yahoo.com/help/us/ysearch/slurp)	6	0.15%	6
113.	217.212.224.170_psbot/0.1 (+http://www.picsearch.com/bot.html)	6	0.15%	6
114.	66.249.72.230_Googlebot-Image/1.0	6	0.15%	7

	Visitor	Visits	% Visits	Hits
115.	63.209.190.148_-	6	0.15%	6
116.	217.212.224.144_psb0t/0.1 (+http://www.picsearch.com/bot.html)	6	0.15%	6
117.	217.212.224.143_psb0t/0.1 (+http://www.picsearch.com/bot.html)	6	0.15%	10
118.	66.249.72.83_Googlebot-Image/1.0	6	0.15%	6
119.	74.6.86.24_Mozilla/5.0 (compatible; Yahoo! Slurp; http://help.yahoo.com/help/us/ysearch/slurp)	5	0.12%	5
120.	74.6.67.151_Mozilla/5.0 (compatible; Yahoo! Slurp; http://help.yahoo.com/help/us/ysearch/slurp)	5	0.12%	5
121.	74.6.68.27_Mozilla/5.0 (compatible; Yahoo! Slurp; http://help.yahoo.com/help/us/ysearch/slurp)	5	0.12%	5
122.	74.6.75.15_Mozilla/5.0 (compatible; Yahoo! Slurp; http://help.yahoo.com/help/us/ysearch/slurp)	5	0.12%	5
123.	74.6.66.61_Mozilla/5.0 (compatible; Yahoo! Slurp; http://help.yahoo.com/help/us/ysearch/slurp)	5	0.12%	10
124.	74.6.66.54_Mozilla/5.0 (compatible; Yahoo! Slurp; http://help.yahoo.com/help/us/ysearch/slurp)	5	0.12%	5
125.	74.6.69.165_Mozilla/5.0 (compatible; Yahoo! Slurp; http://help.yahoo.com/help/us/ysearch/slurp)	5	0.12%	5
126.	74.6.69.221_Mozilla/5.0 (compatible; Yahoo! Slurp; http://help.yahoo.com/help/us/ysearch/slurp)	5	0.12%	5
127.	74.6.71.224_Mozilla/5.0 (compatible; Yahoo! Slurp; http://help.yahoo.com/help/us/ysearch/slurp)	5	0.12%	5
128.	64.124.85.77_Mozilla/5.0 (compatible; BecomeBot/3.0; +http://www.become.com/site_owners.html)	5	0.12%	5
129.	70.42.51.20_FAST Enterprise Crawler 6 / Scirus scirus-crawler@fast.no; http://www.scirus.com/srsapp/contactus/	5	0.12%	6
130.	64.124.85.74_Mozilla/5.0 (compatible; BecomeBot/3.0; +http://www.become.com/site_owners.html)	5	0.12%	5
131.	74.6.66.33_Mozilla/5.0 (compatible; Yahoo! Slurp; http://help.yahoo.com/help/us/ysearch/slurp)	5	0.12%	5
132.	38.99.13.117_Mozilla/5.0 (Twiceler-0.9 http://www.cuill.com/twiceler/robot.html)	5	0.12%	5
133.	217.212.224.165_psb0t/0.1 (+http://www.picsearch.com/bot.html)	5	0.12%	5

	Visitor	Visits	% Visits	Hits
134.	74.6.71.124_Mozilla/5.0 (compatible; Yahoo! Slurp; http://help.yahoo.com/help/us/ysearch/slurp)	5	0.12%	5
135.	72.30.177.249_Mozilla/5.0 (compatible; Yahoo! Slurp; http://help.yahoo.com/help/us/ysearch/slurp)	5	0.12%	5
136.	74.6.71.159_Mozilla/5.0 (compatible; Yahoo! Slurp; http://help.yahoo.com/help/us/ysearch/slurp)	5	0.12%	5
137.	38.114.104.38_Gigabot/1.0	5	0.12%	12
138.	74.6.72.151_Mozilla/5.0 (compatible; Yahoo! Slurp; http://help.yahoo.com/help/us/ysearch/slurp)	5	0.12%	5
139.	171.64.75.233_Mozilla/5.0 (compatible; heritrix/1.10.2 +http://i.stanford.edu/)	5	0.12%	5
140.	74.6.67.71_Mozilla/5.0 (compatible; Yahoo! Slurp; http://help.yahoo.com/help/us/ysearch/slurp)	4	0.10%	4
141.	74.6.68.151_Mozilla/5.0 (compatible; Yahoo! Slurp; http://help.yahoo.com/help/us/ysearch/slurp)	4	0.10%	4
142.	74.6.71.243_Mozilla/5.0 (compatible; Yahoo! Slurp; http://help.yahoo.com/help/us/ysearch/slurp)	4	0.10%	4
143.	74.6.68.40_Mozilla/5.0 (compatible; Yahoo! Slurp; http://help.yahoo.com/help/us/ysearch/slurp)	4	0.10%	4
144.	74.6.66.7_Mozilla/5.0 (compatible; Yahoo! Slurp; http://help.yahoo.com/help/us/ysearch/slurp)	4	0.10%	4
145.	216.118.117.14_Mozilla/5.0/Gecko/20060808 Fedora/1.5.0.6-2.fc5 Firefox/1.5.0.6 (X11; U; Linux i686; en-US; rv:1.8.0.6)	4	0.10%	4
146.	65.55.210.20_msnbot/1.0 (+http://search.msn.com/msnbot.htm)	4	0.10%	6
147.	74.6.70.39_Mozilla/5.0 (compatible; Yahoo! Slurp; http://help.yahoo.com/help/us/ysearch/slurp)	4	0.10%	4
148.	74.6.86.34_Mozilla/5.0 (compatible; Yahoo! Slurp; http://help.yahoo.com/help/us/ysearch/slurp)	4	0.10%	4
149.	129.241.104.188_boitho.com-dc/0.85 (http://www.boitho.com/dcbot.html)	4	0.10%	4
150.	74.6.71.44_Mozilla/5.0 (compatible; Yahoo! Slurp; http://help.yahoo.com/help/us/ysearch/slurp)	4	0.10%	4
151.	74.6.85.225_Mozilla/5.0 (compatible; Yahoo! Slurp; http://help.yahoo.com/help/us/ysearch/slurp)	4	0.10%	4

	Visitor	Visits	% Visits	Hits
152.	74.6.87.37_Mozilla/5.0 (compatible; Yahoo! Slurp; http://help.yahoo.com/help/us/ysearch/slurp)	4	0.10%	4
153.	74.6.71.74_Mozilla/5.0 (compatible; Yahoo! Slurp; http://help.yahoo.com/help/us/ysearch/slurp)	4	0.10%	4
154.	74.6.70.94_Mozilla/5.0 (compatible; Yahoo! Slurp; http://help.yahoo.com/help/us/ysearch/slurp)	4	0.10%	4
155.	74.6.69.216_Mozilla/5.0 (compatible; Yahoo! Slurp; http://help.yahoo.com/help/us/ysearch/slurp)	4	0.10%	4
156.	64.239.7.216_POE-Component-Client-HTTP/0.65 (perl; N; POE; en; rv:0.650000)	4	0.10%	4
157.	134.67.221.126_LWP::Simple/5.65	4	0.10%	6
158.	159.226.26.98_Mozilla/4.0 (compatible; MSIE 7.0; Windows NT 5.1; .NET CLR 1.1.4322; .NET CLR 2.0.50727)	4	0.10%	5
159.	159.226.26.98_Mozilla/4.0 (compatible; MSIE 7.0; Windows NT 5.1; .NET CLR 1.1.4322)	4	0.10%	5
160.	209.180.80.45_Mozilla/4.0 (compatible; MSIE 6.0; Windows NT 5.1; SV1)	4	0.10%	11
161.	74.6.85.173_Mozilla/5.0 (compatible; Yahoo! Slurp; http://help.yahoo.com/help/us/ysearch/slurp)	4	0.10%	4
162.	65.214.44.192_Mozilla/2.0 (compatible; Ask Jeeves/Teoma; +http://about.ask.com/en/docs/about/webmasters.shtml)	4	0.10%	8
163.	74.6.74.83_Mozilla/5.0 (compatible; Yahoo! Slurp; http://help.yahoo.com/help/us/ysearch/slurp)	4	0.10%	4
164.	64.124.85.79_Mozilla/5.0 (compatible; BecomeBot/3.0; +http://www.become.com/site_owners.html)	4	0.10%	4
165.	74.6.86.35_Mozilla/5.0 (compatible; Yahoo! Slurp; http://help.yahoo.com/help/us/ysearch/slurp)	4	0.10%	4
166.	65.55.210.22_msnbot/1.0 (+http://search.msn.com/msnbot.htm)	3	0.07%	8
167.	74.6.86.214_Mozilla/5.0 (compatible; Yahoo! Slurp; http://help.yahoo.com/help/us/ysearch/slurp)	3	0.07%	3
168.	74.6.86.222_Mozilla/5.0 (compatible; Yahoo! Slurp; http://help.yahoo.com/help/us/ysearch/slurp)	3	0.07%	3
169.	74.6.73.38_Mozilla/5.0 (compatible; Yahoo! Slurp; http://help.yahoo.com/help/us/ysearch/slurp)	3	0.07%	3

	Visitor	Visits	% Visits	Hits
170.	12.219.27.57_Mozilla/5.0 (Windows; U; Windows NT 5.1; en-US; rv:1.8.1.3) Gecko/20070309 Firefox/2.0.0.3	3	0.07%	4
171.	134.67.2.137_Mozilla/4.0 (compatible; MSIE 6.0; Windows NT 5.1; SV1; (R1 1.5); .NET CLR 1.1.4322; InfoPath.1)	3	0.07%	12
172.	74.6.86.226_Mozilla/5.0 (compatible; Yahoo! Slurp; http://help.yahoo.com/help/us/ysearch/slurp)	3	0.07%	3
173.	81.52.143.15_Mozilla/5.0 (Windows; U; Windows NT 5.1; fr; rv:1.8.1) VoilaBot BETA 1.2 (http://www.voila.com/)	3	0.07%	3
174.	74.6.79.166_Mozilla/5.0 (compatible; Yahoo! Slurp; http://help.yahoo.com/help/us/ysearch/slurp)	3	0.07%	3
175.	66.69.250.186_Mozilla/4.0 (compatible; MSIE 7.0; Windows NT 5.1; .NET CLR 1.1.4322)	3	0.07%	3
176.	64.151.24.35_Mozilla/4.0 (compatible; MSIE 6.0; Windows NT 5.1; SV1)	3	0.07%	6
177.	74.6.73.40_Mozilla/5.0 (compatible; Yahoo! Slurp; http://help.yahoo.com/help/us/ysearch/slurp)	3	0.07%	3
178.	220.181.34.190_Mozilla/4.0 (compatible; MSIE 6.0; Windows NT 5.1; QihooBot 1.0 qihoo@qihoo.net)	3	0.07%	3
179.	74.6.67.227_Mozilla/5.0 (compatible; Yahoo! Slurp; http://help.yahoo.com/help/us/ysearch/slurp)	3	0.07%	3
180.	72.30.177.119_Mozilla/5.0 (compatible; Yahoo! Slurp; http://help.yahoo.com/help/us/ysearch/slurp)	3	0.07%	3
181.	195.78.225.171_Mozilla/4.0 (compatible; MSIE 5.01; Windows NT 5.0)	3	0.07%	10
182.	74.6.72.174_Mozilla/5.0 (compatible; Yahoo! Slurp; http://help.yahoo.com/help/us/ysearch/slurp)	3	0.07%	3
183.	65.82.186.195_Mozilla/4.0 (compatible; MSIE 6.0; Win32)	3	0.07%	19
184.	216.195.54.53_-	3	0.07%	4
185.	134.67.205.145_Mozilla/4.0 (compatible; MSIE 6.0; Windows NT 5.1; SV1; .NET CLR 1.1.4322; InfoPath.1)	3	0.07%	10
186.	74.6.86.27_Mozilla/5.0 (compatible; Yahoo! Slurp; http://help.yahoo.com/help/us/ysearch/slurp)	3	0.07%	3
187.	80.74.119.82_Mozilla/4.0 (compatible; MSIE 6.0; Windows NT 5.2; SV1; .NET CLR 1.1.4322; InfoPath.1)	3	0.07%	3

	Visitor	Visits	% Visits	Hits
188.	74.6.73.172_Mozilla/5.0 (compatible; Yahoo! Slurp; http://help.yahoo.com/help/us/ysearch/slurp)	3	0.07%	3
189.	128.86.158.40_Mozilla/4.0 (compatible; MSIE 6.0; Windows NT 5.1; SV1; Imperial College; InfoPath.1; .NET CLR 1.1.4322; .NET CLR 2.0.50727)	3	0.07%	3
190.	209.89.123.22_-	3	0.07%	6
191.	64.233.178.136_Mozilla/4.0 (compatible; MSIE 6.0; Windows NT 5.1; SV1; .NET CLR 1.1.4322);gzip(gfe) (via translate.google.com)	3	0.07%	3
192.	202.96.51.144_msnbot/1.0 (+http://search.msn.com/msnbot.htm)	3	0.07%	3
193.	74.6.86.215_Mozilla/5.0 (compatible; Yahoo! Slurp; http://help.yahoo.com/help/us/ysearch/slurp)	3	0.07%	3
194.	205.222.248.13_Mozilla/4.0 (compatible; MSIE 6.0; Windows NT 5.1; SV1; .NET CLR 1.1.4322; .NET CLR 2.0.50727)	3	0.07%	10
195.	198.103.172.9_Mozilla/4.0 (compatible; MSIE 6.0; Windows NT 5.1; SV1; .NET CLR 1.1.4322)	3	0.07%	3
196.	65.214.44.128_Mozilla/2.0 (compatible; Ask Jeeves/Teoma; +http://about.ask.com/en/docs/about/webmasters.shtml)	3	0.07%	3
197.	65.55.210.21_msnbot/1.0 (+http://search.msn.com/msnbot.htm)	3	0.07%	3
198.	64.124.85.76_Mozilla/5.0 (compatible; BecomeBot/3.0; +http://www.become.com/site_owners.html)	3	0.07%	4
199.	64.124.85.73_Mozilla/5.0 (compatible; BecomeBot/3.0; +http://www.become.com/site_owners.html)	3	0.07%	3
200.	209.144.61.139_Mozilla/4.0 (compatible; MSIE 6.0; Windows NT 5.1; SV1; .NET CLR 1.1.4322)	3	0.07%	30
Subtotal for rows: 1 - 200		1,850	46.12%	3,627
Other		2,161	53.88%	8,937
Total		4,011	100.00%	12,564

items 1-200 of 2170

Top Visitors - Help Card



Column Definitions

Visitor

The IP address, domain name, or cookie of the visitor.

Visits

Number of times the specified visitor visited your site. A visit is a series of actions that begins when a visitor views their first page from the server, and ends when the visitor leaves the site or remains idle beyond the idle-time limit. The default idle-time limit is thirty minutes. This time limit can be changed by the system administrator.

Hits

Number of hits attributed to the specified visitor. Each file requested by a visitor registers as a hit. There can be several hits on each page. While the volume of hits reflects the amount of server traffic, it is not an accurate reflection of the number of pages viewed.



Report Descriptions

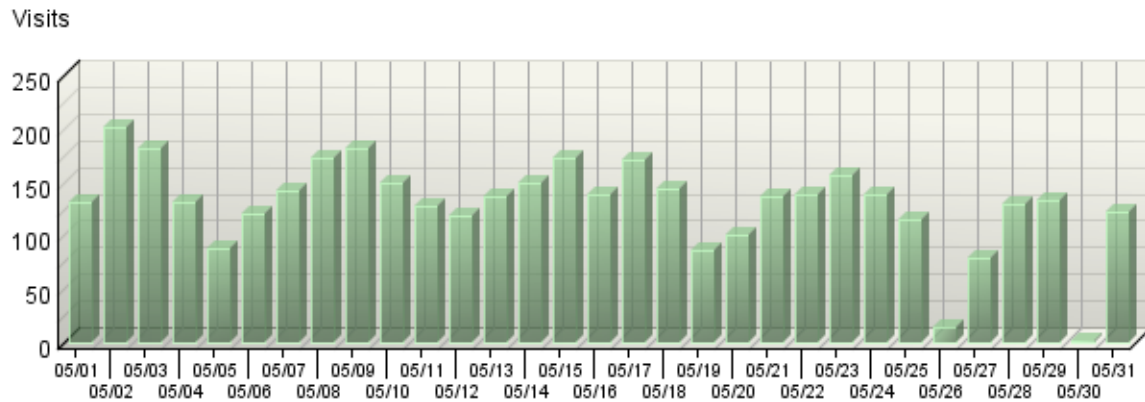
Consider the visitors who use the site most, and tailor your site to their interests and needs. If your site is an intranet, notice which employees use the site most, and find out what they like about it. You might also get feedback from those who use it the least and find out what they are looking for.

Note: If a visitor has a dynamic IP address, or if a group of visitors are behind a proxy server or firewall, this data might be misleading. In the case of a dynamic IP address, multiple IP addresses could be shown for a single visitor, and in the case of a firewall or proxy server, one IP address could be used by more than one visitor.

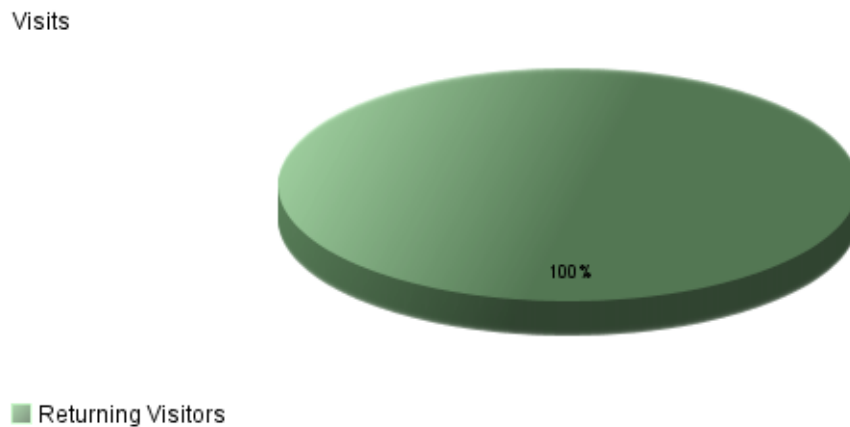
New vs. Return Visits

This report compares the number of visits by new and returning visitors to your site.

New vs. Return Visits Trend



New vs. Return Visits



New vs. Return Visits

Visitor Type	Visits	% Visits
■ Returning Visitors	4,011	100.00%
Total	4,011	100.00%

items 1-1 of 1

New vs. Return Visits - Help Card



Column Definitions

New Visitors

Visitors whose visit starts without any cookie information but acquires a cookie (or multiple cookies) during the visit. For single-page visits there is no way (without the use of SmartSource Data Collection) to distinguish a new visitor from a visitor that does not accept cookies. As a result these visits are categorized as Visitors Not Accepting Cookies.

Returning Visitors

Visitors who already had a cookie from your site when they visited.

Visitors Not Accepting Cookies

Visitors not accepting cookies from your site. There is no way to determine if these visitors are new or returning. Note that Express Analysis does not report on this information.

Visits

Number of visits by visitors who fit into the specified visitor category. A visit is a series of actions that begins when a visitor views their first page from the server, and ends when the visitor leaves the site or remains idle beyond the idle-time limit. The default idle-time limit is thirty minutes. This time limit can be changed by the system administrator.

%

Percentage of visitors who fit into the specified visitor category.



Report Descriptions

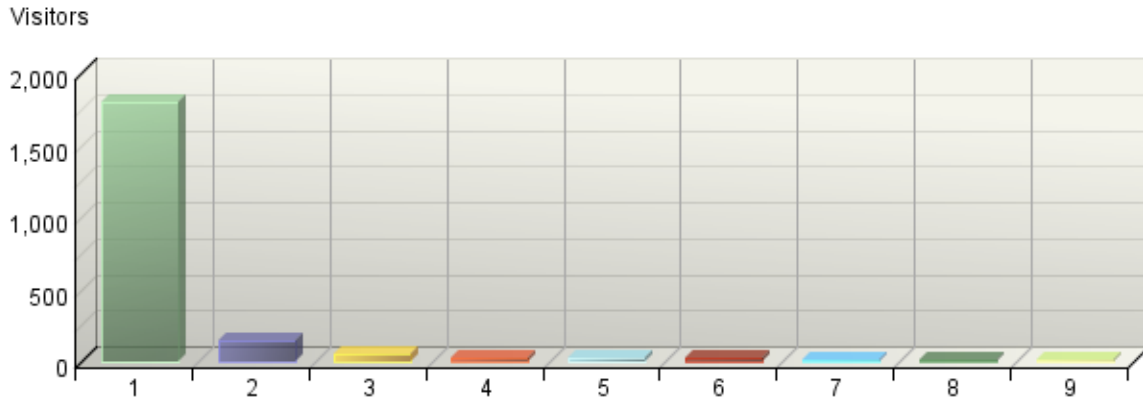
By tracking the ratio between new and return visits over a period of time, you can determine if your site is attracting enough returning visitors.

Note: This report uses only cookies to determine whether a visitor is new or returning. This information cannot therefore be correlated to visitor counts obtained using IP tracking. For example, when a visitor goes to a site that has session-based cookies but no permanent cookies, they will receive a cookie on their second hit and be labeled a new visitor. If they close their browser, wait an hour, and go back to the same site, they will have no cookies on their first hit (since the cookie they got previously was session-based) and will once again be issued a cookie on their second hit. If the site's logs are analyzed using the IP tracking method, the result is 1 unique visitor (determined using IP tracking), but 2 visits and 2 new or first-time visitors (determined using cookies).

Visitors by Number of Visits

This report shows the distribution of visitors based on how many times each visitor visited your site.

Visitors by Number of Visits



Visitors by Number of Visits

Number of Visits	Visitors	% Visitors
1 visit	1,799	82.90%
2 visits	151	6.96%
3 visits	55	2.53%
4 visits	26	1.20%
5 visits	21	0.97%
6 visits	25	1.15%
7 visits	15	0.69%
8 visits	19	0.88%
9 visits	10	0.46%
Other	49	2.26%
Total	2,170	100.00%

items 1-9 of 9

Visitors by Number of Visits - Help Card



Column Definitions

Number of Visits

The number of visits by each visitor during the period of the report.

Visitors

Number of individuals who came to your site the amount of times specified in the Number of Visits column.

%

Percentage of visitors who came to your site the amount of times specified in the Number of Visits column.



Report Descriptions

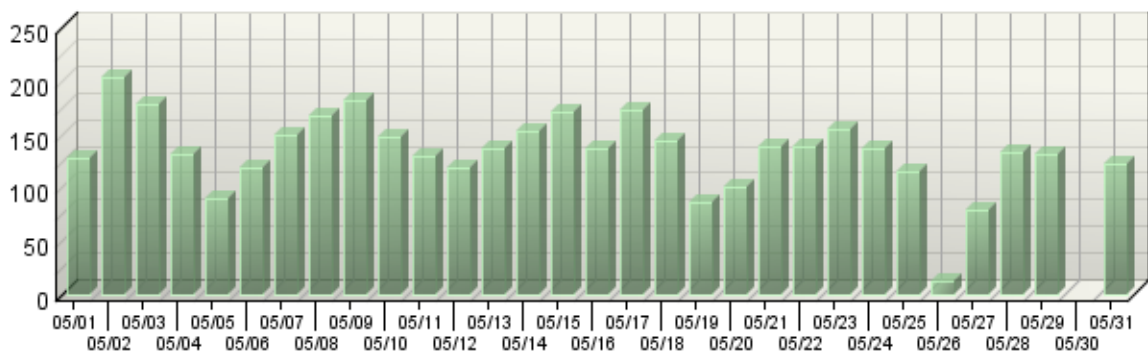
This information can indicate whether or not your site compels visitors to return. Updating web site content is one way to draw return visitors.

Visitors Trend

This report shows how many times visitors visited your web site and how long they stayed. The information is divided into time slices based on the duration of the log file. Some visits may span more than one time interval, and will be counted in each interval where they appear. The sum of visits for all intervals may therefore exceed the total visits shown in the Overview Dashboard page.

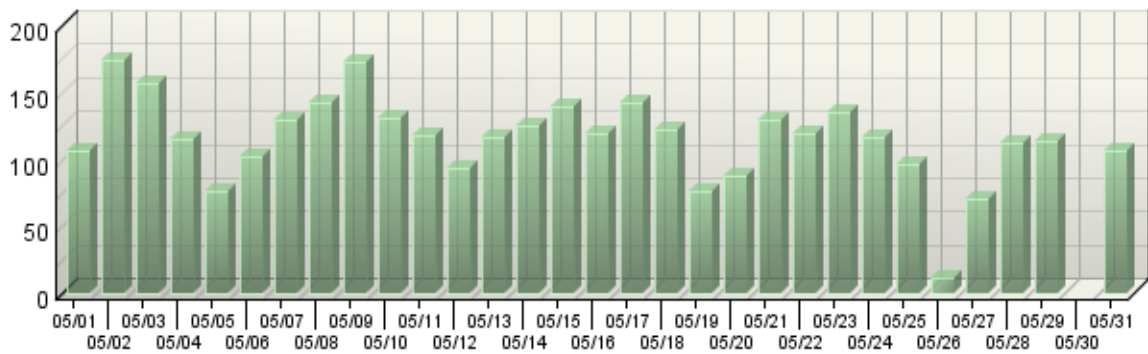
Active Visits Trend

Active Visits



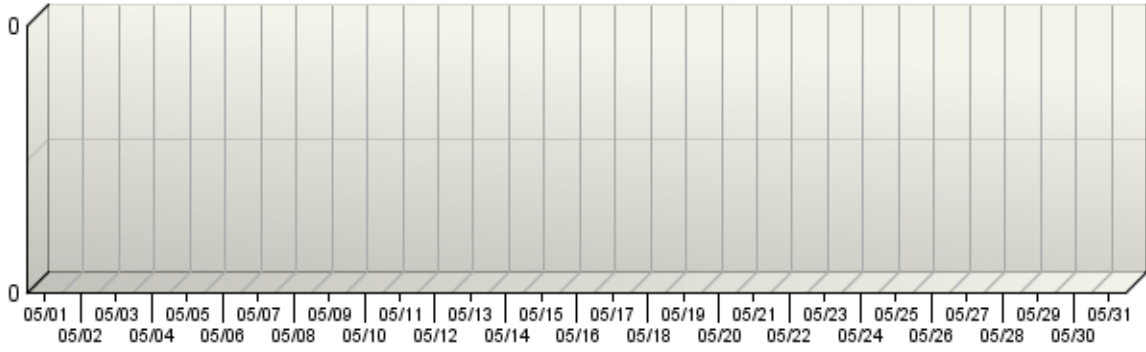
Visitors Trend

Visitors



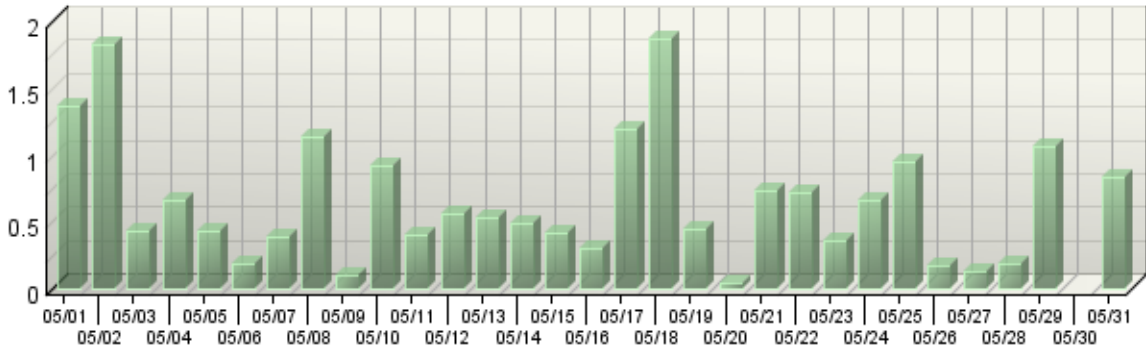
New Visitors Trend

New Visitors



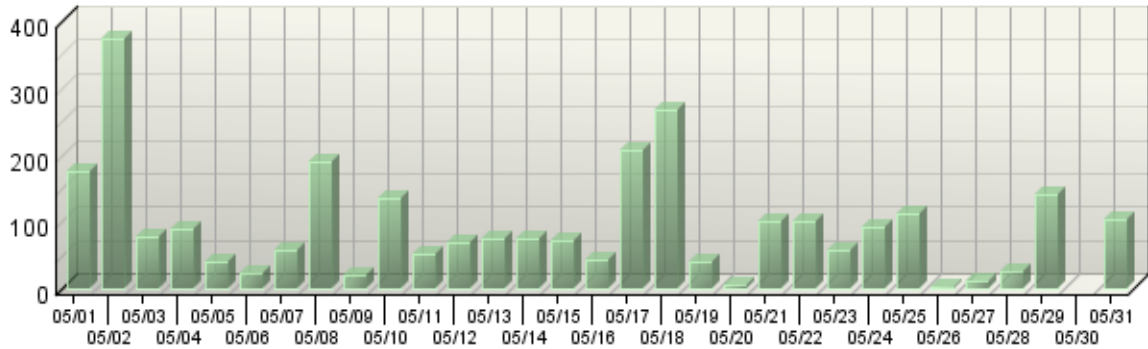
Average Length of Visit Trend

Average Visit Duration



Visitor Minutes Trend

Visitor Minutes



Visitors Trend

Day	Active Visits	Visitors	New Visitors
05/01	128	106	0
05/02	204	174	0
05/03	178	157	0
05/04	131	115	0
05/05	90	76	0
05/06	119	102	0
05/07	150	129	0
05/08	167	142	0
05/09	181	172	0
05/10	148	131	0
05/11	130	118	0
05/12	119	94	0
05/13	136	117	0
05/14	152	125	0
05/15	171	139	0
05/16	136	120	0
05/17	172	142	0
05/18	143	123	0
05/19	87	76	0
05/20	100	88	0
05/21	138	129	0
05/22	139	119	0
05/23	155	135	0
05/24	137	116	0

Day	Active Visits	Visitors	New Visitors
05/25	116	97	0
05/26	13	12	0
05/27	79	71	0
05/28	133	112	0
05/29	131	114	0
05/30	0	0	0
05/31	123	106	0
Average	129	111	0
Total	-	-	0

items 1-31 of 31

Visitors Trend

Day	Average Visit Duration	Visitor Minutes
05/01	00:01:22	176.2
05/02	00:01:50	375.13
05/03	00:00:26	77.38
05/04	00:00:40	88.28
05/05	00:00:26	39.53
05/06	00:00:11	22.45
05/07	00:00:23	57.75
05/08	00:01:08	189.52
05/09	00:00:06	18.93
05/10	00:00:55	136.12
05/11	00:00:24	52.35
05/12	00:00:34	68.83
05/13	00:00:32	73.5
05/14	00:00:29	74.98
05/15	00:00:25	72.85
05/16	00:00:18	42.93
05/17	00:01:12	206.42
05/18	00:01:52	267.63
05/19	00:00:27	39.83
05/20	00:00:03	5.32
05/21	00:00:44	101.58
05/22	00:00:43	100.8
05/23	00:00:22	57.32
05/24	00:00:40	93.28
05/25	00:00:57	111.85
05/26	00:00:10	2.3

Day	Average Visit Duration	Visitor Minutes
05/27	00:00:08	11.07
05/28	00:00:11	24.52
05/29	00:01:04	141.8
05/30	00:00:00	0
05/31	00:00:50	103.68
Average	-	91.42
Total	-	2,834.15

items 1-31 of 31

Visitors Trend - Help Card



Column Definitions

Time Interval (hour, day, etc.)

A one-year report displays monthly time increments. A one-quarter report displays weekly time increments. A one-month report or a one-week report displays daily time increments. A daily report displays hourly time increments. An hour-long interval marked 12:00, for example, includes all activity between 12:00 and 12:59.

Active Visits

Number of active visits to your web site. If a visit spans multiple time intervals, it is counted in each interval. Every visit from a visitor is counted, even if the same visitor came to your web site multiple times. Also included are zero-length visits. A zero-length visit occurs when all hits for that visit are logged with the exact same time stamp.

Visitors

Number of individuals who visited your site during the report interval. For a daily report, if someone visits more than once, that person is counted only the first time he or she visits. Values of "-" indicate that the detailed data required is not available. This situation occurs when the Top Visitors report has reached its configured limit or when reports for the corresponding period are turned off. For non-daily reports, the visitor measure total is "-" since the same visitor can be counted in multiple intervals.

New Visitors

Number of visitors who had never visited your web site before.

Average Visit Duration

The average amount of time visitors spent at your site within the given time interval. The data is formatted as hh:mm:ss (hours:minutes:seconds). The average visit duration is calculated by dividing the value from the Visitor Minutes column by the value from the Active Visits column.

Visitor Minutes

Number of minutes your web site was viewed, regardless of who was viewing it.



Report Descriptions

Use this page to determine which times your web site is busiest.

Daily averages cut off visits that continue into the next day, whereas weekly averages do not. Therefore, weekly averages may appear a bit longer than daily averages.

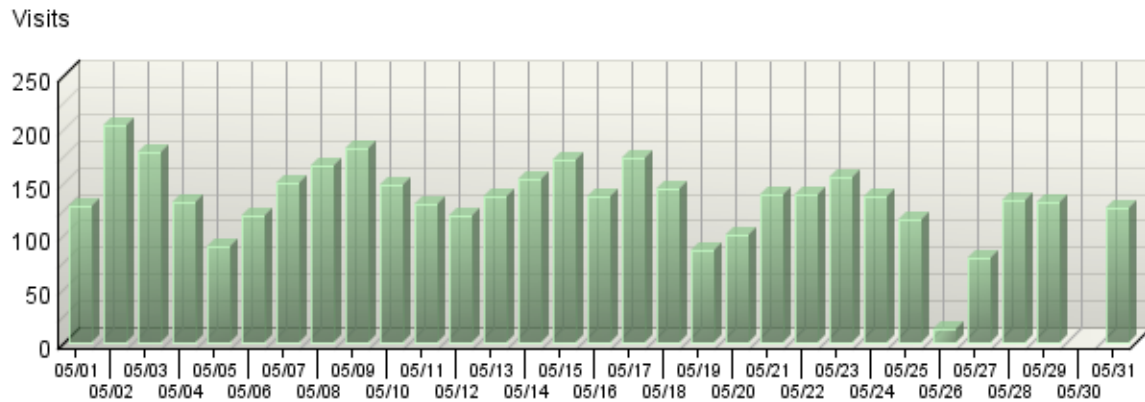
Total - The total for the column. Visits may span more than one time interval and are counted for each hour in this report. We therefore do not provide a total, which would be misleading.

Average - This row gives the average for each column.

Visits Trend

This report shows how the number of visits to your site changes over the course of the report period.

Visits Trend



Visits Trend

Day	Visits	% Visits
05/01	128	3.20%
05/02	204	5.09%
05/03	178	4.44%
05/04	131	3.27%
05/05	90	2.25%
05/06	119	2.97%
05/07	150	3.74%
05/08	166	4.14%
05/09	181	4.52%
05/10	148	3.69%
05/11	130	3.25%
05/12	119	2.97%
05/13	136	3.39%
05/14	152	3.79%
05/15	171	4.27%
05/16	136	3.39%
05/17	172	4.29%
05/18	143	3.57%
05/19	87	2.17%

Day	Visits	% Visits
05/20	100	2.50%
05/21	138	3.44%
05/22	139	3.47%
05/23	155	3.87%
05/24	137	3.42%
05/25	116	2.90%
05/26	12	0.30%
05/27	79	1.97%
05/28	133	3.32%
05/29	131	3.27%
05/30	0	0.00%
05/31	125	3.12%
Total	4,006	100.00%

items 1-31 of 31

Visits Trend - Help Card



Column Definitions

Time Interval (hour, day, etc.)

A one-year report displays monthly time increments. A one-quarter report displays weekly time increments. A one-month report or a one-week report displays daily time increments. A daily report displays hourly time increments. An hour-long interval marked 12:00, for example, includes all activity between 12:00 and 12:59.

Visits

Number of visits to your site during the specified time interval. A visit is a series of actions that begins when a visitor views their first page from the server, and ends when the visitor leaves the site or remains idle beyond the idle-time limit. The default idle-time limit is thirty minutes. This time limit can be changed by the system administrator.

%

Percentage of visits to your site during the specified time interval compared with all visits to your site during the report period.



Report Descriptions

Periods of less activity can be considered good times for maintenance and content improvement.

Organizations

If you have enabled the WebTrends GeoTrends Database for this profile, this page will list the most active companies and other organizations visiting your web site.

Organizations

No data is available for this graph.

Organizations

No data is available for this table.

Organizations - Help Card



Column Definitions

Organization

The name of the organization, which could be a company, a government agency, a school, or any other type of organization. This name was determined by either of the following methods:

- The visitor's IP address matched an Intranet Domain configuration within the Admin Console.
- Looking up the visitor's IP address in the WebTrends GeoTrends Database.

Unknown

The organization could not be determined.

Domain Name

The text name (for example, webtrends.com) corresponding to the visitor's IP address. The domain name can be determined from any of the following methods:

- The domain was logged by the web server.
- The IP address matched an Intranet Domain configuration within the Admin Console.
- DNS resolution.

IP addresses that do not resolve to a domain by these methods are categorized as follows:

- Reserved IP Address - The IP address falls within a block of reserved addresses. For example, 192.168.x.x and 10.x.x.x addresses are reserved for private networks.
- Unresolved IP Address - Category for IP addresses that did not resolve to a domain (perhaps because DNS resolution was disabled).

The domain name shown is the second-level domain name, such as webtrends.com. For example, all visitors from sales.webtrends.com, us.sales.webtrends.com, and service.webtrends.com are combined in the statistics for webtrends.com. If the top-level domain name is a country code, then the third-level domain name is shown also (for example, anycompany.com.au).

Visits

Number of visits to your site from this organization. A visit is a series of actions that begins when a visitor views their first page from the server, and ends when the visitor leaves the site or remains idle beyond the idle-time limit. The default idle-time limit is thirty minutes. This time limit can be changed by the system administrator.

Hits

Number of hits to your site from this organization. Each file requested by a visitor registers as a hit. There can be several hits on each page. While the volume of hits reflects the amount of server traffic, it is not an accurate reflection of the number of pages viewed.



Report Descriptions

Use this information when you are interested in an organization as a whole, such as Webtrends Inc. You can identify the major domain names from each company, such as webtrends.com from WebTrends Inc.

Authenticated Usernames

This report identifies the true name and activity level of the visitors logging onto a server that requires a user name and password.

Authenticated Usernames Trend

No data is available for this graph.

Authenticated Usernames

No data is available for this graph.

Authenticated Usernames

No data is available for this table.

Authenticated Usernames - Help Card



Column Definitions

Authenticated Username

A visitor tracked by user name and password rather than by IP address. You may find more authenticated user names than total visitors because several persons may be using the same IP address. Since many ISPs dynamically assign IP addresses, and since multiple visitors may use a single IP address, authentication is a much more accurate way to identify visitors.

Visits

Number of times the specified visitor visited your site. A visit is a series of actions that begins when a visitor views their first page from the server, and ends when the visitor leaves the site or remains idle beyond the idle-time limit. The default idle-time limit is thirty minutes. This time limit can be changed by the system administrator.

Hits

Number of hits generated by the specified visitor. Each file requested by a visitor registers as a hit. There can be several hits on each page. While the volume of hits reflects the amount of server traffic, it is not an accurate reflection of the number of pages viewed.

%

Percentage of visits or hits to your site by the specified visitor out of those by all authenticated user names.



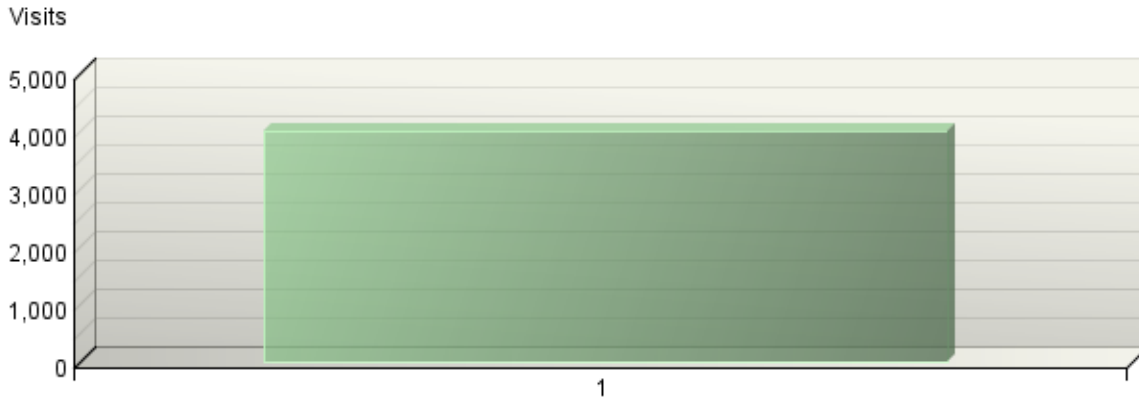
Report Descriptions

You may use this information for your marketing efforts, such as special promotions or newsletters.

Domain Names

This report lists the domain name that generates the most activity to your web site.

Domain Names



Domain Names

Domain Name	Visits	% Visits	Hits
■ 1. Unresolved IP Address	4,006	100.00%	12,552
Total	4,006	100.00%	12,552

items 1-1 of 1

Domain Names - Help Card



Column Definitions

Domain Name

The text name (for example, webtrends.com) corresponding to the visitor's IP address. The domain name can be determined from any of the following methods:

- The domain was logged by the web server.
- The IP address matched an Intranet Domain configuration within the Admin Console.
- DNS resolution.

IP addresses that do not resolve to a domain by these methods are categorized as follows:

- Reserved IP Address - The IP address falls within a block of reserved addresses. For example, 192.168.x.x and 10.x.x.x addresses are reserved for private networks.
- Unresolved IP Address - Category for IP addresses that did not resolve to a domain (perhaps because DNS resolution was disabled).

The domain name shown is the second-level domain name, such as webtrends.com. For example, all visitors from sales.webtrends.com, us.sales.webtrends.com, and service.webtrends.com are combined in the statistics for webtrends.com. If the top-level domain name is a country code, then the third-level domain name is shown also (for example, anycompany.com.au).

Visits

Number of visits to your site from this domain name. A visit is a series of actions that begins when a visitor views their first page from the server, and ends when the visitor leaves the site or remains idle beyond the idle-time limit. The default idle-time limit is thirty minutes. This time limit can be changed by the system administrator.

Hits

Number of hits to your site from this domain name. Each file requested by a visitor registers as a hit. There can be several hits on each page. While the volume of hits reflects the amount of server traffic, it is not an accurate reflection of the number of pages viewed.



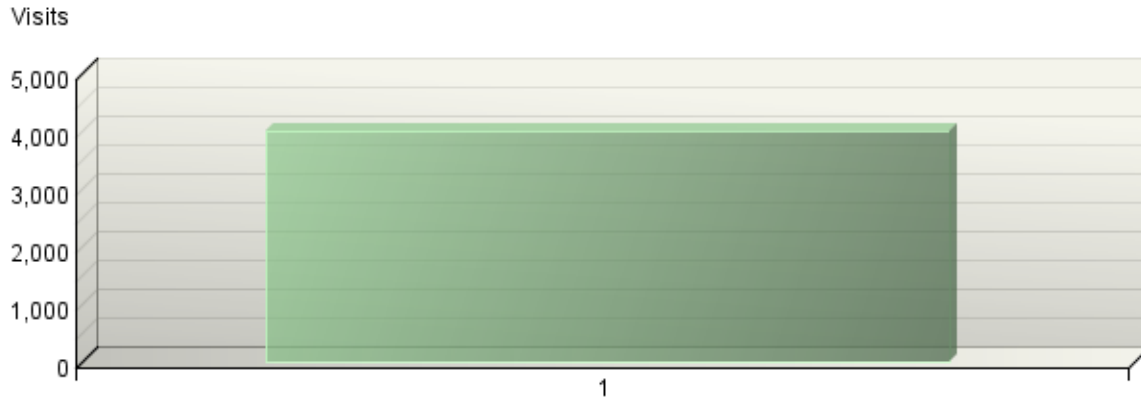
Report Descriptions

Use this information when you are interested in high-level domain names of visitors generating the most activity to your web site.

Top-Level Domain Types

This report provides a breakdown of top-level domain types.

Top-Level Domain Types



Top-Level Domain Types

Top-Level Domain Types	Visits	% Visits	Hits
■ Unresolved IP Address	4,006	100.00%	12,552
Total	4,006	100.00%	12,552

items 1-1 of 1

Top-Level Domain Types - Help Card



Column Definitions

Reserved IP Address

The IP address falls within a block of reserved addresses. For example, 192.168.x.x and 10.x.x.x addresses are reserved for private networks.

Unresolved IP Address

Category for IP addresses that did not resolve to a domain (perhaps because DNS resolution was disabled).

Unknown

The domain suffix did not match any of the top-level domain categories.

Top-Level Domain

The suffix of a domain name. A top-level domain can be based on the type of organization (.com, .edu, .museum, .name, etc) or it can be a country code (.uk, .de, .jp, .us, etc.). The top-level domain can be used to identify the type of web site. The following is a partial list of how this report categorizes top-level domains:

- ARPANET: .arpa
- Commercial: .com .co .com.[country code] .co.[country code] .firm.co .firm.ve .ltd.uk .info .biz
- Education: .edu .edu.[country-code] .ed.[country code] .ac.[country code] .school.[country code] .k12.[country code] .re.kr .sch.uk .edunet.tn
- International: .int .int.co .int.ve .intl.tn
- Government: .gov .gov.[country code] .gove.[country code] .go.[country code]
- Military: .mil .mil.[country code]
- Network: .net .ad.jp .ne.kr .net.[country code]
- Organization: .org .or .org.[country code] .or.[country code]
- Personal: .name

Visits

Number of visits to your site from the specified top-level domain. A visit is a series of actions that begins when a visitor views their first page from the server, and ends when the visitor leaves the site or remains idle beyond the idle-time limit. The default idle-time limit is thirty minutes. This time limit can be changed by the system administrator.

Hits

Number of hits to your site from the specified top-level domain. Each file requested by a visitor registers as a hit. There can be several hits on each page. While the volume of hits reflects the amount of server traffic, it is not an accurate reflection of the number of pages viewed.



Report Descriptions

Consider which types of organizations are interested in your site, and consider how you can interest other types of organizations.

Note: This information can be displayed only if reverse DNS lookups have been performed. Even when DNS lookups are performed, some IP addresses cannot be resolved to a domain name.

Total - This represents the total visits or hits where there was sufficient information to identify the top-level domain. This number may be less than the total activity overall.

Geography Dashboard

This page contains key graphs and tables that provide an overview of this chapter. When viewing through the on-demand interface, you can click on the title of a graph or table to navigate to the corresponding page.

Regions



■ Unspecified Region

Countries



■ Unknown Country

North American States and Provinces

No data is available for this graph.

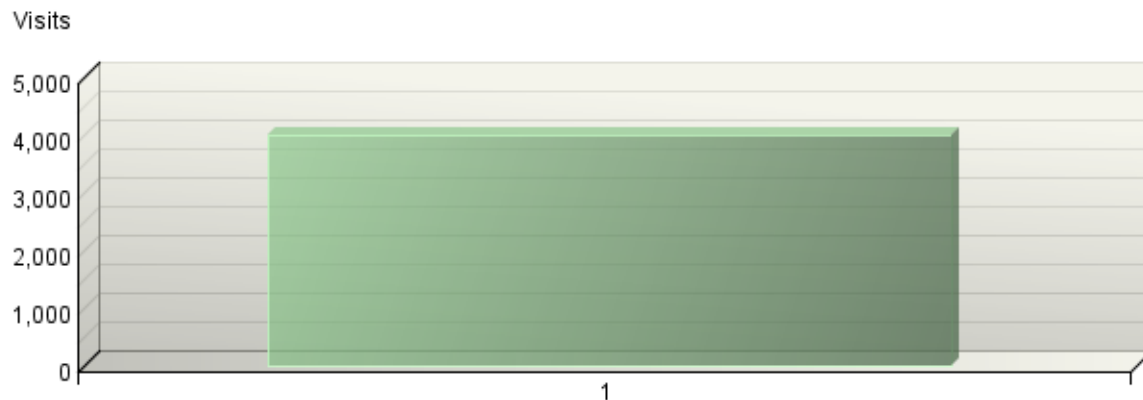
Cities

No data is available for this graph.

Regions

This report identifies the top geographic regions of the visitors to your site.

Regions



Regions

Regions	Visits	% Visits
■ 1. Unspecified Region	4,006	100.00%
Total	4,006	100.00%

items 1-1 of 1

Regions - Help Card



Column Definitions

Regions

The geographic part of the world where visitors to your web site are located. "Unspecified Region" represents visitors whose geographic region could not be determined. "Unknown Region" represents visitors whose country has been determined but not identified with a specific region. If the WebTrends GeoTrends Database is turned on for this profile, the region is determined by looking up the visitor's IP address in this database. If GeoTrends is not enabled, the region will be determined from the domain name.

Visits

Number of visits from this geographic region. A visit is a series of actions that begins when a visitor views their first page from the server, and ends when the visitor leaves the site or remains idle beyond the idle-time limit. The default idle-time limit is thirty minutes. This time limit can be changed by the system administrator.

%

Percentage of total visits that were from this geographic region.



Report Descriptions

This information can help you meet the needs of your target audience as well as discover new audiences. Consider how you can make the content comprehensive and relevant to an international audience.

Values for "Unspecified Region" represent visitors whose geographic region cannot be determined. Values for "Unknown Region" represent visitors whose country can be determined but whose country is not associated with a specific region. Values for "Unknown States" or "Unknown Cities" represent hits for which the IP address does not match an entry in GeoTrends database. This is the case for countries that do not have states or simply entries for which this information was not provided in the GeoTrends database.

Note: Use this information carefully because it is based on Internet registration, and may not always be an accurate identifier of the visitor's actual location.

Countries

This report identifies the top countries of the visitors to your site.

Countries



Countries

Countries	Visits	% Visits
■ 1. Unknown Country	4,006	100.00%
Total	4,006	100.00%

items 1-1 of 1

Countries - Help Card



Column Definitions

Countries

If the WebTrends GeoTrends Database is turned on for this profile, the country is determined by looking up the visitor's IP address in this database. If GeoTrends is not enabled, the country will be determined from the domain name.

Visits

Number of visits from the specified country. A visit is a series of actions that begins when a visitor views their first page from the server, and ends when the visitor leaves the site or remains idle beyond the idle-time limit. The default idle-time limit is thirty minutes. This time limit can be changed by the system administrator.

%

Percentage of total visits from the specified country.

Unknown Country

The country associated with the visitor's domain name could not be determined.



Report Descriptions

This information can help you meet the needs of your target audience as well as discover new audiences. Consider how you can make the content comprehensive and relevant to an international audience.

Note: Use this information carefully because it is based on Internet registration, and may not always be an accurate identifier of the visitor's actual location.

North American States and Provinces

If you have enabled the WebTrends GeoTrends Database for this profile, this page will list the states and provinces of North America with your most active visitors.

North American States and Provinces

No data is available for this graph.

North American States and Provinces

No data is available for this table.

North American States and Provinces - Help Card



Column Definitions

States and Provinces

If the WebTrends GeoTrends Database is turned on for this profile, the location is determined by looking up the visitor's IP address in this database.

Visits

Number of visits from this state or province. A visit is a series of actions that begins when a visitor views their first page from the server, and ends when the visitor leaves the site or remains idle beyond the idle-time limit. The default idle-time limit is thirty minutes. This time limit can be changed by the system administrator.

%

Percentage of total visits from this state or province.



Report Descriptions

This information can help you meet the needs of your target audience as well as discover new audiences. Consider how you can make the content comprehensive and relevant to an international audience.

Note: Use this information carefully, because it is based on Internet registration and may not always be an accurate identifier of the visitor's actual location.

Cities

If you have enabled the WebTrends GeoTrends Database for this profile, this page will list the cities with your most active visitors.

Cities

No data is available for this graph.

Cities

No data is available for this table.

Cities - Help Card



Column Definitions

City

If the WebTrends GeoTrends Database is turned on for this profile, the location is determined by looking up the visitor's IP address in this database.

Visits

Number of visits from this city. A visit is a series of actions that begins when a visitor views their first page from the server, and ends when the visitor leaves the site or remains idle beyond the idle-time limit. The default idle-time limit is thirty minutes. This time limit can be changed by the system administrator.

%

Percentage of total visits from this city.



Report Descriptions

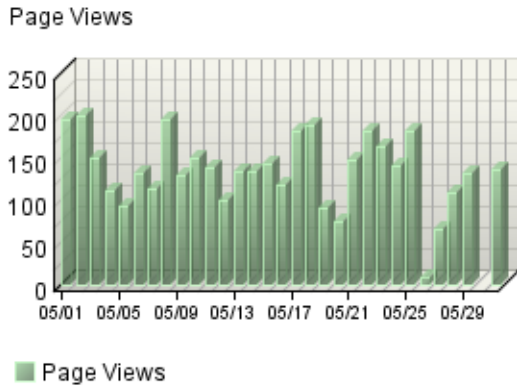
This information can help you meet the needs of your target audience as well as discover new audiences. Consider how you can make the content comprehensive and relevant to an international audience.

Note: Use this information carefully because it is based on Internet registration, and may not always be an accurate identifier of the visitor's actual location.

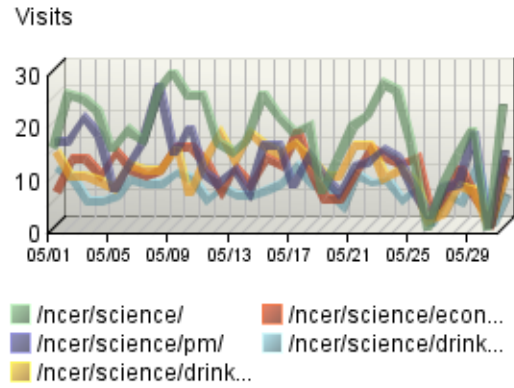
Pages Dashboard

This displays key graphs and tables that provide an overview of the Pages chapter. When viewing through the on-demand interface, you can click on the title of a graph or table to navigate to the corresponding page.

Page Views Trend



Pages Trend



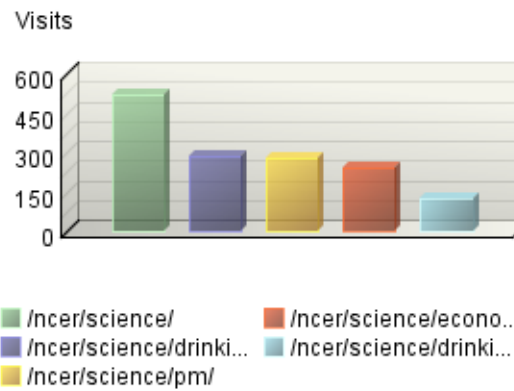
Content Groups

No data is available for this graph.

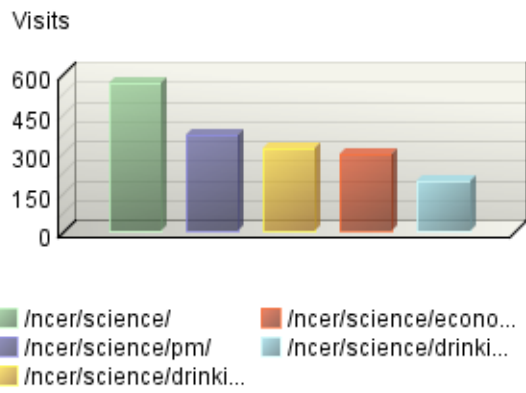
Page View Summary

Page Views	4,036
Average per Day	130
Average Page Views per Visit	1.01

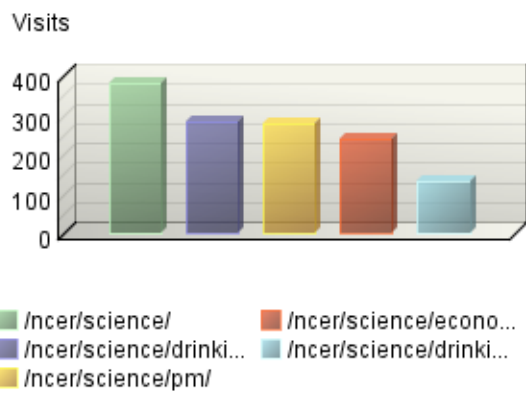
Entry Pages



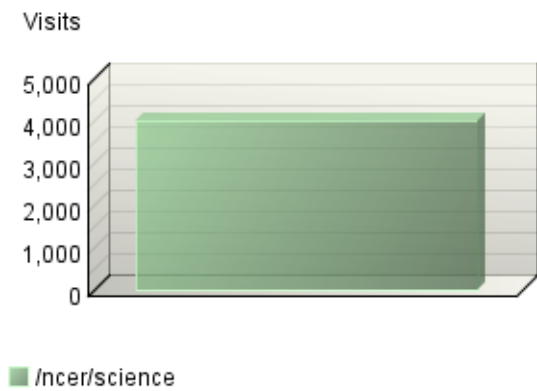
Pages



Exit Pages



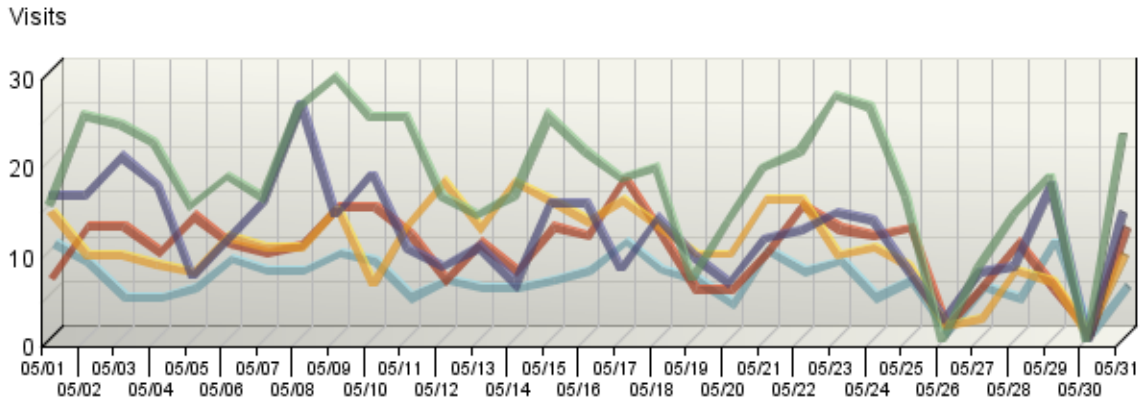
Directories



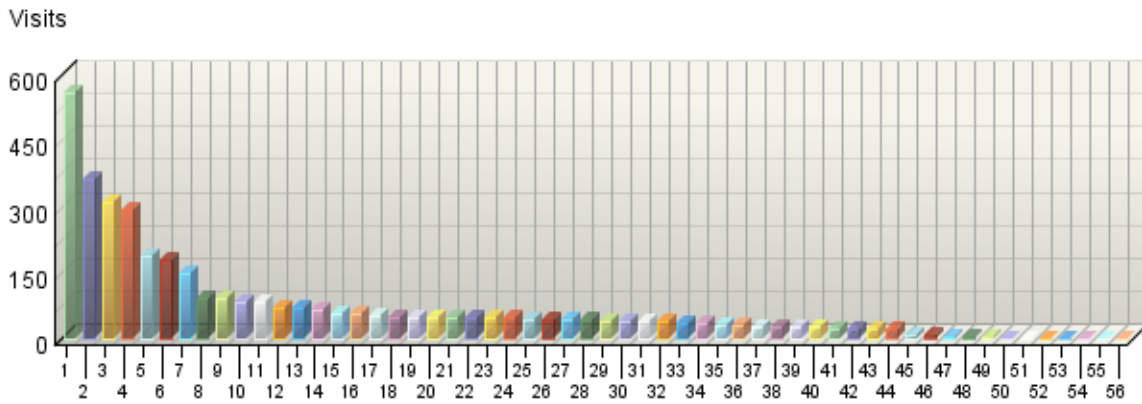
Pages

This identifies the most popular web pages on your site and shows you the number of visits for each, and displays the average length of time the page was viewed.

Pages Trend



Pages



Pages

	Pages	Visits	Views	Average Time Viewed
■ 1.	EPA: National Center For Environmental Research http://es.epa.gov/ncer/science/	561	606	00:01:27

	Pages	Visits	Views	Average Time Viewed
2.	Environmental Protection Agency http://es.epa.gov/ncer/science/pm/	365	430	00:02:15
3.	EPA: NCER: Science Topics: Drinking Water: Research Results http://es.epa.gov/ncer/science/drinkingwater/results.html	311	314	00:02:56
4.	Environmental Protection Agency http://es.epa.gov/ncer/science/economics/	295	334	00:01:18
5.	EPA: NCER: Science Topics: Drinking Water http://es.epa.gov/ncer/science/drinkingwater/	187	199	00:02:01
6.	EPA: NCER: Science Topics: Global Change: Background http://es.epa.gov/ncer/science/globalclimate/	178	208	00:02:08
7.	Background/About TSE Technology for a Sustainable Environment Science Topics NCER EPA http://es.epa.gov/ncer/science/tse/	149	162	00:04:18
8.	Success Stories Technology for a Sustainable Environment Science Topics NCER EPA http://es.epa.gov/ncer/science/tse/success.html	93	96	00:04:07
9.	Consequences of Global Change for Air Quality Progress Review EVENTS Global Change Science Topics NCER ORD EPA http://es.epa.gov/ncer/science/globalclimate/02_22_07_event.html	92	94	00:05:43
10.	Environmental Protection Agency http://es.epa.gov/ncer/science/economics/economics.html	84	84	00:02:40
11.	Environmental Protection Agency http://es.epa.gov/ncer/science/pm/centers.html	82	85	00:01:25
12.	Environmental Protection Agency http://es.epa.gov/ncer/science/pm/other.html	71	77	00:02:08
13.	EPA: NCER: Science Topics: Global Change: Research Results http://es.epa.gov/ncer/science/globalclimate/research.html	70	70	00:00:42
14.	EPA: NCER: Science Topics: Global Change: Solicitations http://es.epa.gov/ncer/science/globalclimate/solicitations.html	64	66	00:00:56
15.	Environmental Protection Agency http://es.epa.gov/ncer/science/pm/solicitations.html	56	57	00:01:05
16.	Environmental Protection Agency http://es.epa.gov/ncer/science/pm/results2.html	55	55	00:03:50

	Pages	Visits	Views	Average Time Viewed
17.	Environmental Protection Agency http://es.epa.gov/ncer/science/pm/results4.html	51	55	00:01:42
18.	Environmental Protection Agency http://es.epa.gov/ncer/science/pm/recipients.html	50	52	00:01:51
19.	Environmental Protection Agency http://es.epa.gov/ncer/science/pm/reviews.html	50	51	00:01:29
20.	Environmental Protection Agency http://es.epa.gov/ncer/science/economics/external.html	50	50	00:00:56
21.	Environmental Protection Agency http://es.epa.gov/ncer/science/economics/other.html	48	48	00:01:16
22.	Environmental Protection Agency http://es.epa.gov/ncer/science/economics/reviews.html	47	47	00:02:34
23.	Environmental Protection Agency http://es.epa.gov/ncer/science/economics/summary.html	46	46	00:00:48
24.	Environmental Protection Agency http://es.epa.gov/ncer/science/economics/recipients.html	46	46	00:01:05
25.	EPA: NCER: Science Topics: Drinking Water:Recipients and their Research Projects http://es.epa.gov/ncer/science/drinkingwater/recipients.html	45	45	00:00:48
26.	EPA: NCER: Science Topics: Global Change: Recipients and their Research Projects http://es.epa.gov/ncer/science/globalclimate/recipients.html	45	46	00:01:49
27.	Environmental Protection Agency http://es.epa.gov/ncer/science/economics/results2.html	44	44	00:02:11
28.	EPA: NCER: Science Topics: Drinking Water: Solicitations http://es.epa.gov/ncer/science/drinkingwater/solicitations.html	42	42	00:00:24
29.	EPA: NCER: Science Topics: Global Change: NCER Factsheets/Other Pubs http://es.epa.gov/ncer/science/globalclimate/factsheet.html	40	40	00:02:05
30.	Environmental Protection Agency http://es.epa.gov/ncer/science/pm/hei/hei_special.html	40	40	00:02:14
31.	EPA: NCER: Science Topics: Drinking Water: NCER Factsheets/Other Pubs http://es.epa.gov/ncer/science/drinkingwater/factsheet.html	40	40	00:02:02

	Pages	Visits	Views	Average Time Viewed
32.	EPA: NCER: Science Topics: Global Change: Program Reviews and Evaluations http://es.epa.gov/ncer/science/globalclimate/evaluations.html	38	38	00:01:49
33.	Recipients and Their Research Projects Technology for a Sustainable Environment Science Topics NCER EPA http://es.epa.gov/ncer/science/tse/recipients.html	34	34	00:00:21
34.	EPA: NCER: Science Topics: Drinking Water: Partnership Projects http://es.epa.gov/ncer/science/drinkingwater/partnership.html	34	34	00:01:19
35.	TSE Results Technology for a Sustainable Environment Science Topics NCER EPA http://es.epa.gov/ncer/science/tse/results.html	32	32	00:02:29
36.	All Records Technology for a Sustainable Environment Science Topics NCER EPA http://es.epa.gov/ncer/science/tse/allrec.html	32	32	00:01:29
37.	Program Reviews, Publications, and Workshops Technology for a Sustainable Environment Science Topics NCER EPA http://es.epa.gov/ncer/science/tse/reviews.html	28	28	00:06:12
38.	EPA: NCER: Science Topics: Drinking Water: Program Reviews and Evaluations http://es.epa.gov/ncer/science/drinkingwater/evaluations.html	27	27	00:00:16
39.	Environmental Protection Agency http://es.epa.gov/ncer/science/pm/hei/hei_diesel.html	26	26	00:00:29
40.	Environmental Protection Agency http://es.epa.gov/ncer/science/pm/results3.html	26	26	00:03:16
41.	Environmental Protection Agency http://es.epa.gov/ncer/science/pm/hei/hei_epidemiology.html	23	23	00:02:07
42.	Environmental Protection Agency http://es.epa.gov/ncer/science/economics/results3.html	23	23	00:03:20
43.	Environmental Protection Agency http://es.epa.gov/ncer/science/pm/hei/hei_experimental.html	23	23	00:00:42
44.	EPA: ORD: NCER: U.S.EPA Endocrine Disruptors Program 2006 STAR Progress Review Workshop http://es.epa.gov/ncer/science/endocrine/pdf/2006endoworkshop.html	22	22	00:00:53

	Pages	Visits	Views	Average Time Viewed
45.	Partnership Projects Technology for a Sustainable Environment Science Topics NCER EPA http://es.epa.gov/ncer/science/tse/partnership.html	9	9	00:00:29
46.	Solicitations Technology for a Sustainable Environment Science Topics NCER EPA http://es.epa.gov/ncer/science/tse/solicitations.html	7	7	00:00:00
47.	Index of /ncer/science/pm/hei/ http://es.epa.gov/ncer/science/pm/hei/	3	4	00:00:23
48.	Index of /ncer/science/pm/hei/_notes/ http://es.epa.gov/ncer/science/pm/hei/_notes/	3	4	00:03:10
49.	EPA: National Center For Environmental Research http://es.epa.gov/ncer/science/additional/pm/highlights.html	3	3	00:00:10
50.	Index of /ncer/science/endocrine/pdf/ http://es.epa.gov/ncer/science/endocrine/pdf/	2	3	00:00:02
51.	EPA: ORD: NCER: Science Topics: Economics and Decision Sciences - Research Results http://es.epa.gov/ncer/science/additional/economics/results_new.html	2	2	00:03:04
52.	EPA: NCER: Science Topics: Endocrine Disruptors: Recipients and their Research Projects http://es.epa.gov/ncer/science/endocrine/recipients.html	2	2	00:01:25
53.	Index of /ncer/science/endocrine/pdf/workshop06/ http://es.epa.gov/ncer/science/endocrine/pdf/workshop06/	2	2	00:00:10
54.	EPA: NCER: Tabular Query Results of NCER Program and Solicitation Information http://es.epa.gov/ncer/science/economics/topic/corporateenvbehav.html	1	1	00:00:00
55.	EPA: NCER: Science Topics: Endocrine Disruptors: Program Reviews and Evaluations http://es.epa.gov/ncer/science/endocrine/evaluations.html	1	1	00:00:00
56.	EPA: NCER: Science Topics: Endocrine Disruptors: Background http://es.epa.gov/ncer/science/endocrine/	1	1	00:00:13
	Total	-	4,036	-

items 1-56 of 56

Pages

	Pages	Average Time to Serve (ms)
■ 1.	EPA: National Center For Environmental Research http://es.epa.gov/ncer/science/	0
■ 2.	Environmental Protection Agency http://es.epa.gov/ncer/science/pm/	0
■ 3.	EPA: NCER: Science Topics: Drinking Water: Research Results http://es.epa.gov/ncer/science/drinkingwater/results.html	0
■ 4.	Environmental Protection Agency http://es.epa.gov/ncer/science/economics/	0
■ 5.	EPA: NCER: Science Topics: Drinking Water http://es.epa.gov/ncer/science/drinkingwater/	0
■ 6.	EPA: NCER: Science Topics: Global Change: Background http://es.epa.gov/ncer/science/globalclimate/	0
■ 7.	Background/About TSE Technology for a Sustainable Environment Science Topics NCER EPA http://es.epa.gov/ncer/science/tse/	0
■ 8.	Success Stories Technology for a Sustainable Environment Science Topics NCER EPA http://es.epa.gov/ncer/science/tse/success.html	0
■ 9.	Consequences of Global Change for Air Quality Progress Review EVENTS Global Change Science Topics NCER ORD EPA http://es.epa.gov/ncer/science/globalclimate/02_22_07_event.html	0
■ 10.	Environmental Protection Agency http://es.epa.gov/ncer/science/economics/economics.html	0
■ 11.	Environmental Protection Agency http://es.epa.gov/ncer/science/pm/centers.html	0
■ 12.	Environmental Protection Agency http://es.epa.gov/ncer/science/pm/other.html	0
■ 13.	EPA: NCER: Science Topics: Global Change: Research Results http://es.epa.gov/ncer/science/globalclimate/research.html	0
■ 14.	EPA: NCER: Science Topics: Global Change: Solicitations http://es.epa.gov/ncer/science/globalclimate/solicitations.html	0

	Pages	Average Time to Serve (ms)
15.	Environmental Protection Agency http://es.epa.gov/ncer/science/pm/solicitations.html	0
16.	Environmental Protection Agency http://es.epa.gov/ncer/science/pm/results2.html	0
17.	Environmental Protection Agency http://es.epa.gov/ncer/science/pm/results4.html	0
18.	Environmental Protection Agency http://es.epa.gov/ncer/science/pm/recipients.html	0
19.	Environmental Protection Agency http://es.epa.gov/ncer/science/pm/reviews.html	0
20.	Environmental Protection Agency http://es.epa.gov/ncer/science/economics/external.html	0
21.	Environmental Protection Agency http://es.epa.gov/ncer/science/economics/other.html	0
22.	Environmental Protection Agency http://es.epa.gov/ncer/science/economics/reviews.html	0
23.	Environmental Protection Agency http://es.epa.gov/ncer/science/economics/summary.html	0
24.	Environmental Protection Agency http://es.epa.gov/ncer/science/economics/recipients.html	0
25.	EPA: NCER: Science Topics: Drinking Water:Recipients and their Research Projects http://es.epa.gov/ncer/science/drinkingwater/recipients.html	0
26.	EPA: NCER: Science Topics: Global Change: Recipients and their Research Projects http://es.epa.gov/ncer/science/globalclimate/recipients.html	0
27.	Environmental Protection Agency http://es.epa.gov/ncer/science/economics/results2.html	0
28.	EPA: NCER: Science Topics: Drinking Water: Solicitations http://es.epa.gov/ncer/science/drinkingwater/solicitations.html	0
29.	EPA: NCER: Science Topics: Global Change: NCER Factsheets/Other Pubs http://es.epa.gov/ncer/science/globalclimate/factsheet.html	0


	Pages	Average Time to Serve (ms)
■ 30.	Environmental Protection Agency http://es.epa.gov/ncer/science/pm/hei/hei_special.html	0
■ 31.	EPA: NCER: Science Topics: Drinking Water: NCER Factsheets/Other Pubs http://es.epa.gov/ncer/science/drinkingwater/factsheet.html	0
■ 32.	EPA: NCER: Science Topics: Global Change: Program Reviews and Evaluations http://es.epa.gov/ncer/science/globalclimate/evaluations.html	0
■ 33.	Recipients and Their Research Projects Technology for a Sustainable Environment Science Topics NCER EPA http://es.epa.gov/ncer/science/tse/recipients.html	0
■ 34.	EPA: NCER: Science Topics: Drinking Water: Partnership Projects http://es.epa.gov/ncer/science/drinkingwater/partnership.html	0
■ 35.	TSE Results Technology for a Sustainable Environment Science Topics NCER EPA http://es.epa.gov/ncer/science/tse/results.html	0
■ 36.	All Records Technology for a Sustainable Environment Science Topics NCER EPA http://es.epa.gov/ncer/science/tse/allrec.html	0
■ 37.	Program Reviews, Publications, and Workshops Technology for a Sustainable Environment Science Topics NCER EPA http://es.epa.gov/ncer/science/tse/reviews.html	0
■ 38.	EPA: NCER: Science Topics: Drinking Water: Program Reviews and Evaluations http://es.epa.gov/ncer/science/drinkingwater/evaluations.html	0
■ 39.	Environmental Protection Agency http://es.epa.gov/ncer/science/pm/hei/hei_diesel.html	0
■ 40.	Environmental Protection Agency http://es.epa.gov/ncer/science/pm/results3.html	0
■ 41.	Environmental Protection Agency http://es.epa.gov/ncer/science/pm/hei/hei_epidemiology.html	0
■ 42.	Environmental Protection Agency http://es.epa.gov/ncer/science/economics/results3.html	0
■ 43.	Environmental Protection Agency http://es.epa.gov/ncer/science/pm/hei/hei_experimental.html	0

	Pages	Average Time to Serve (ms)
44.	EPA: ORD: NCER: U.S.EPA Endocrine Disruptors Program 2006 STAR Progress Review Workshop http://es.epa.gov/ncer/science/endocrine/pdf/2006endoworkshop.html	0
45.	Partnership Projects Technology for a Sustainable Environment Science Topics NCER EPA http://es.epa.gov/ncer/science/tse/partnership.html	0
46.	Solicitations Technology for a Sustainable Environment Science Topics NCER EPA http://es.epa.gov/ncer/science/tse/solicitations.html	0
47.	Index of /ncer/science/pm/hei/ http://es.epa.gov/ncer/science/pm/hei/	0
48.	Index of /ncer/science/pm/hei/_notes/ http://es.epa.gov/ncer/science/pm/hei/_notes/	0
49.	EPA: National Center For Environmental Research http://es.epa.gov/ncer/science/additional/pm/highlights.html	0
50.	Index of /ncer/science/endocrine/pdf/ http://es.epa.gov/ncer/science/endocrine/pdf/	0
51.	EPA: ORD: NCER: Science Topics: Economics and Decision Sciences - Research Results http://es.epa.gov/ncer/science/additional/economics/results_new.html	0
52.	EPA: NCER: Science Topics: Endocrine Disruptors: Recipients and their Research Projects http://es.epa.gov/ncer/science/endocrine/recipients.html	0
53.	Index of /ncer/science/endocrine/pdf/workshop06/ http://es.epa.gov/ncer/science/endocrine/pdf/workshop06/	0
54.	EPA: NCER: Tabular Query Results of NCER Program and Solicitation Information http://es.epa.gov/ncer/science/economics/topic/corporateenvbehav.html	0
55.	EPA: NCER: Science Topics: Endocrine Disruptors: Program Reviews and Evaluations http://es.epa.gov/ncer/science/endocrine/evaluations.html	0

	Pages	Average Time to Serve (ms)
■ 56.	EPA: NCER: Science Topics: Endocrine Disruptors: Background http://es.epa.gov/ncer/science/endocrine/	0
	Total	-

items 1-56 of 56

Pages - Help Card



Column Definitions

Pages

Any displayed page. You can specify for each profile the types of files that qualify as a page. These settings can be changed by the WebTrends administrator.

Visits

Number of visits to this page. A visit is a series of actions that begins when a visitor views the first page from the server, and ends when the visitor leaves the site or remains idle beyond the idle-time limit. The default idle-time limit is thirty minutes. This time limit can be changed by the system administrator.

Views


Number of times this page was viewed by visitors.

Average Time Viewed

Average length of time the specified page was viewed. (The format is hh:mm:ss - hours:minutes:seconds.)

Average Time to Serve

Average amount of time (in milliseconds) it took to serve each document during the specified time interval. The time to serve spans from the time the server got a page request until it transmitted all the data.
Note: Zero values in this column probably indicates that your web server is not logging Time to Serve information.



Report Descriptions

Pages with good content and design are more likely to attract visitors and be revisited. Less popular pages on a site can be made more appealing by improving the content or incorporating design elements similar to that on the more important pages. Always remember that people are far more interested in content than in design, and average view times can help determine which content is most important to your visitors.

Content Groups

This report identifies the most popular groups of web site pages and how often they were visited.

Content Groups Trend

No data is available for this graph.

Content Groups

No data is available for this graph.

Content Groups

No data is available for this table.

Content Groups - Help Card



Column Definitions

Content Group

A defined group of web pages with specific things in common, such as the same types of products, services, or information.

Visits

Number of visits where the visitor viewed at least one page in the specified content group. A visit is a series of actions that begins when a visitor views their first page from the server, and ends when the visitor leaves the site or remains idle beyond the idle-time limit. The default idle-time limit is thirty minutes. This time limit can be changed by the system administrator.

Hits

Each file requested by a visitor registers as a hit. There can be several hits on each page. While the volume of hits reflects the amount of server traffic, it is not an accurate reflection of the number of pages viewed.



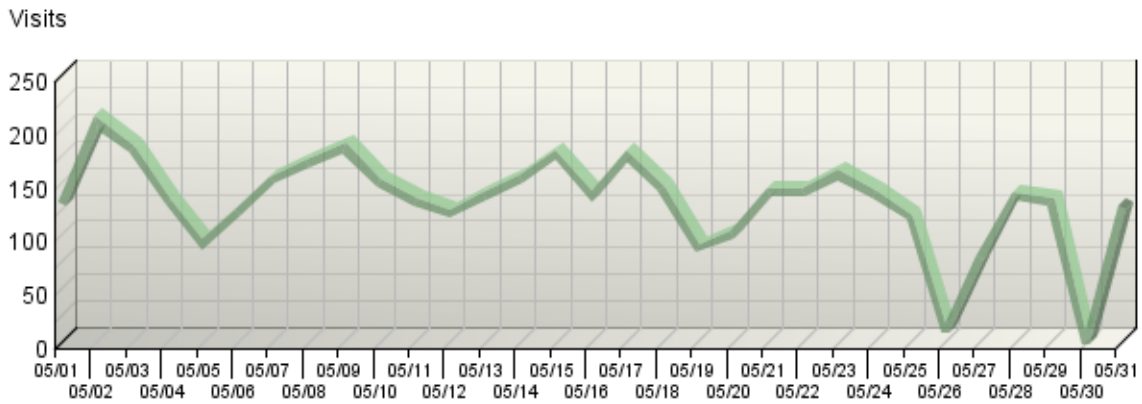
Report Descriptions

The information on this page can show you which content groups were most popular. This will reveal the reasons people visit your web site, and what is most interesting and least interesting to them.

Directories

This report lists the most commonly accessed directories on your web site. This information can help determine the types of data most often requested.

Directories Trend



Directories



Directories

Path To Directory	Visits	Hits	Kbytes Transferred
1. http://es.epa.gov/ncer/science	4,006	12,552	1,672,864
Total	-	12,552	1,672,864

items 1-1 of 1

Directories - Help Card



Column Definitions

Path to Directory

The full URL path to the directory being analyzed.

Visits

Number of visits to pages within the specified directory. A visit is a series of actions that begins when a visitor views their first page from the server, and ends when the visitor leaves the site or remains idle beyond the idle-time limit. The default idle-time limit is thirty minutes. This time limit can be changed by the system administrator.

Hits

Each file requested by a visitor registers as a hit. There can be several hits on each page. While the volume of hits reflects the amount of server traffic, it is not an accurate reflection of the number of pages viewed.

Kbytes Transferred

Number of kilobytes of data transferred by the server from the specified directory to your visitors.



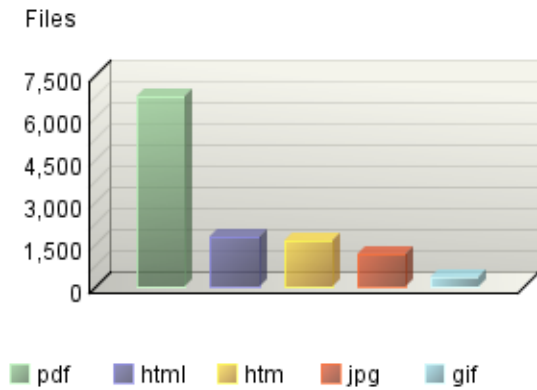
Report Descriptions

This report indicates the content visitors are most interested in. Use this information to determine which content areas to develop further, which areas to focus on less, and how you can arrange your content most effectively. If the table is sorted by kilobytes of data transferred, this page reveals what kind of data the server spends the most time transferring, and may suggest different ways to organize your data, or different ways to distribute the server load if you have more than one server.

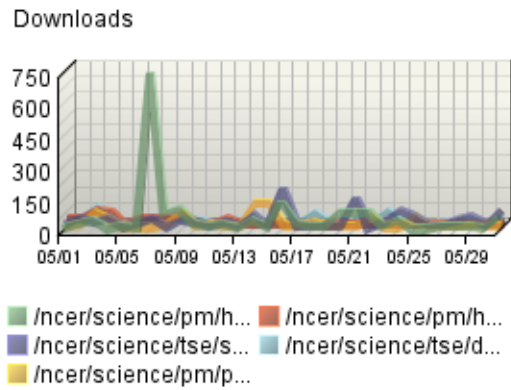
Files Dashboard

This displays key graphs and tables that provide an overview of the Files chapter. When viewing through the on-demand interface, you can click on the title of a graph or table to navigate to the corresponding page.

Accessed File Types by Files



Downloaded Files Trend



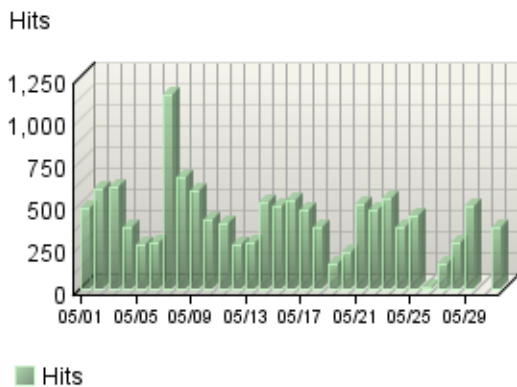
Uploaded Files

No data is available for this graph.

Hit Summary

Successful Hits for Entire Site	12,552
Average Hits per Day	404
Home Page Hits	-

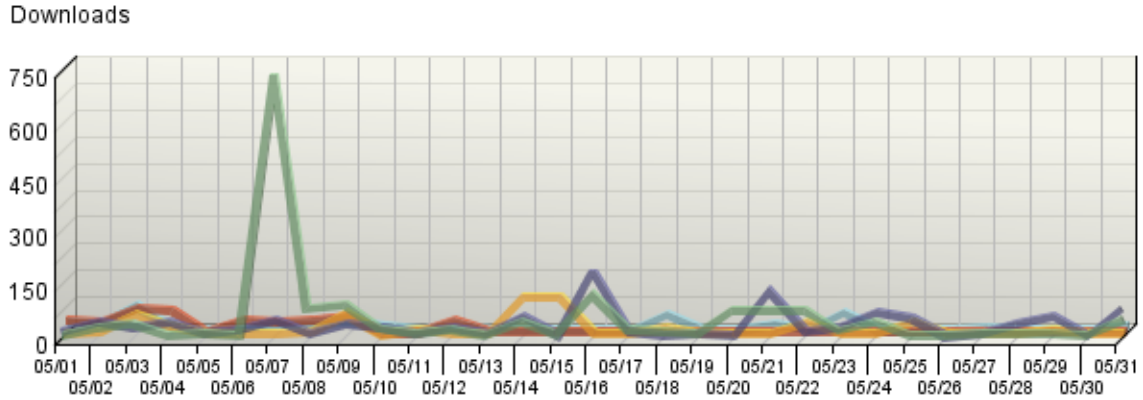
Hits Trend



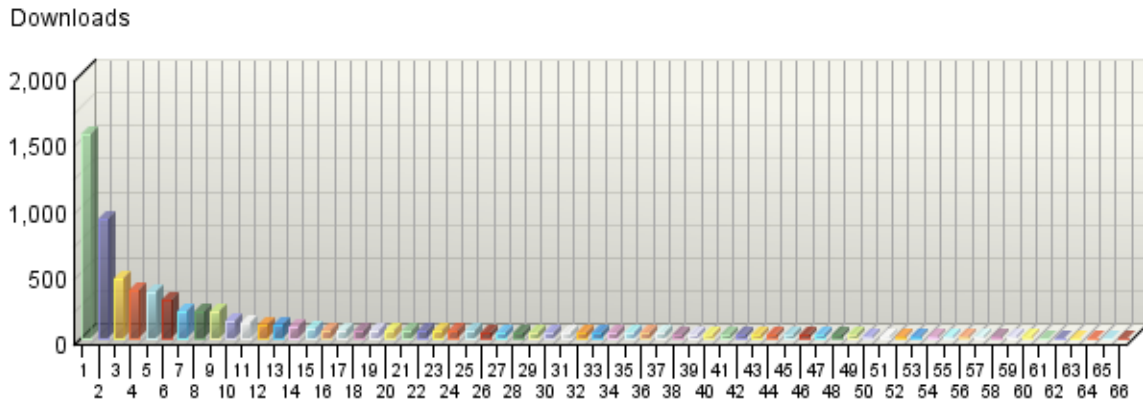
Downloaded Files

This report identifies the most popular files downloaded from your site.

Downloaded Files Trend



Downloaded Files



Downloaded Files

	Downloaded Files	Downloads	% Downloads	Visits
1.	http://es.epa.gov/ncer/science/pm/hei/DieselSpecialReport02.pdf	1,546	22.76%	99
2.	http://es.epa.gov/ncer/science/tse/sos.pdf	905	13.32%	103
3.	http://es.epa.gov/ncer/science/pm/pm.pdf	452	6.65%	40
4.	http://es.epa.gov/ncer/science/pm/hei/Rean-ExecSumm.pdf	372	5.48%	48

	Downloaded Files	Downloads	% Downloads	Visits
5.	http://es.epa.gov/ncer/science/tse/decade_innovation.pdf	352	5.18%	51
6.	http://es.epa.gov/ncer/science/economics/science_econ1.pdf	295	4.34%	34
7.	http://es.epa.gov/ncer/science/endocrine/pdf/workshop06/swan.pdf	210	3.09%	30
8.	http://es.epa.gov/ncer/science/endocrine/pdf/workshop06/francis.pdf	210	3.09%	20
9.	http://es.epa.gov/ncer/science/endocrine/pdf/workshop06/lazorchak.pdf	198	2.91%	32
10.	http://es.epa.gov/ncer/science/tse/epafinal.pdf	127	1.87%	28
11.	http://es.epa.gov/ncer/science/tse/annual.pdf	124	1.83%	50
12.	http://es.epa.gov/ncer/science/endocrine/pdf/workshop06/holt.pdf	107	1.57%	21
13.	http://es.epa.gov/ncer/science/endocrine/pdf/workshop06/fisher.pdf	105	1.55%	31
14.	http://es.epa.gov/ncer/science/endocrine/pdf/workshop06/ferguson.pdf	87	1.28%	21
15.	http://es.epa.gov/ncer/science/drinkingwater/batterman_r825362.pdf	68	1.00%	61
16.	http://es.epa.gov/ncer/science/endocrine/pdf/workshop06/sepaniak.pdf	65	0.96%	12
17.	http://es.epa.gov/ncer/science/drinkingwater/kilduff_r828045.pdf	61	0.90%	55
18.	http://es.epa.gov/ncer/science/endocrine/pdf/workshop06/laws.pdf	61	0.90%	19
19.	http://es.epa.gov/ncer/science/drinkingwater/westerhoff_r826831.pdf	61	0.90%	55
20.	http://es.epa.gov/ncer/science/endocrine/pdf/workshop06/zoeller.pdf	60	0.88%	17
21.	http://es.epa.gov/ncer/science/endocrine/pdf/workshop06/hauser.pdf	59	0.87%	23
22.	http://es.epa.gov/ncer/science/drinkingwater/de_leon_r825146.pdf	58	0.85%	40
23.	http://es.epa.gov/ncer/science/drinkingwater/microorganisms_drinking_water_proceedings.pdf	56	0.82%	1
24.	http://es.epa.gov/ncer/science/drinkingwater/cangelosi_r826828.pdf	54	0.79%	53
25.	http://es.epa.gov/ncer/science/drinkingwater/roberts_r829004.pdf	53	0.78%	50
26.	http://es.epa.gov/ncer/science/endocrine/pdf/workshop06/stoker.pdf	49	0.72%	17
27.	http://es.epa.gov/ncer/science/drinkingwater/shahamat_r828037.pdf	47	0.69%	45
28.	http://es.epa.gov/ncer/science/drinkingwater/masten_r826829.pdf	47	0.69%	40

	Downloaded Files	Downloads	% Downloads	Visits
29.	http://es.epa.gov/ncer/science/drinkingwater/valentine_r826832.pdf	42	0.62%	42
30.	http://es.epa.gov/ncer/science/drinkingwater/styblo_r826136.pdf	42	0.62%	42
31.	http://es.epa.gov/ncer/science/drinkingwater/ryan_r829010.pdf	41	0.60%	41
32.	http://es.epa.gov/ncer/science/drinkingwater/weinberg_r825955.pdf	40	0.59%	36
33.	http://es.epa.gov/ncer/science/drinkingwater/ward_r826138.pdf	40	0.59%	34
34.	http://es.epa.gov/ncer/science/drinkingwater/marinas_and_miner_r826830.pdf	39	0.57%	36
35.	http://es.epa.gov/ncer/science/globalclimate/science_globalclimate.pdf	39	0.57%	37
36.	http://es.epa.gov/ncer/science/drinkingwater/sonzgoni_hoffman_r828041.pdf	38	0.56%	31
37.	http://es.epa.gov/ncer/science/drinkingwater/brusseau_r829013.pdf	38	0.56%	37
38.	http://es.epa.gov/ncer/science/endocrine/pdf/workshop06/boulangier.pdf	34	0.50%	28
39.	http://es.epa.gov/ncer/science/drinkingwater/weisel_r825953.pdf	34	0.50%	33
40.	http://es.epa.gov/ncer/science/drinkingwater/ahmed_r825955.pdf	33	0.49%	32
41.	http://es.epa.gov/ncer/science/endocrine/pdf/review/EDCProgramReviewResponse toBOSC-narrative.pdf	33	0.49%	29
42.	http://es.epa.gov/ncer/science/pm/perspectives-1.pdf	32	0.47%	22
43.	http://es.epa.gov/ncer/science/drinkingwater/langford_r829009.pdf	31	0.46%	31
44.	http://es.epa.gov/ncer/science/drinkingwater/moe_r826139.pdf	31	0.46%	31
45.	http://es.epa.gov/ncer/science/drinkingwater/science_drinkingwater.pdf	30	0.44%	30
46.	http://es.epa.gov/ncer/science/tse/tse.pdf	28	0.41%	13
47.	http://es.epa.gov/ncer/science/endocrine/pdf/workshop06/andersonh.pdf	27	0.40%	22
48.	http://es.epa.gov/ncer/science/endocrine/pdf/workshop06/schoenfuss.pdf	26	0.38%	17
49.	http://es.epa.gov/ncer/science/endocrine/pdf/workshop06/gilbert.pdf	25	0.37%	17
50.	http://es.epa.gov/ncer/science/tse/tseprogram051904.pdf	21	0.31%	20
51.	http://es.epa.gov/ncer/science/pm/hei/Rean-part1.pdf	19	0.28%	19

	Downloaded Files	Downloads	% Downloads	Visits
52.	http://es.epa.gov/ncer/science/tse/TSEAnniversaryReport5-4-06.pdf	18	0.26%	3
53.	http://es.epa.gov/ncer/science/pm/hei/DieselEpi-C.pdf	17	0.25%	17
54.	http://es.epa.gov/ncer/science/pm/hei/Rean-Statement.pdf	16	0.24%	16
55.	http://es.epa.gov/ncer/science/endocrine/pdf/workshop06/bakerd.pdf	16	0.24%	16
56.	http://es.epa.gov/ncer/science/endocrine/pdf/workshop06/martin.pdf	16	0.24%	13
57.	http://es.epa.gov/ncer/science/endocrine/pdf/workshop06/paneldis.pdf	15	0.22%	15
58.	http://es.epa.gov/ncer/science/endocrine/pdf/workshop06/leblanc.pdf	14	0.21%	13
59.	http://es.epa.gov/ncer/science/pm/hei/Rean-part2.pdf	13	0.19%	13
60.	http://es.epa.gov/ncer/science/endocrine/pdf/workshop06/workshopsum.pdf	11	0.16%	11
61.	http://es.epa.gov/ncer/science/endocrine/pdf/wildlife/R826298_Lasley-032305-final.pdf	1	0.01%	1
62.	http://es.epa.gov/ncer/science/endocrine/pdf/wildlife/R827401_McClellan-Green-030405-final.pdf	1	0.01%	1
63.	http://es.epa.gov/ncer/science/endocrine/pdf/wildlife/R827400_McNabb-032205-final.pdf	1	0.01%	1
64.	http://es.epa.gov/ncer/science/endocrine/pdf/wildlife/R827397_Chandler-03015-final.pdf	1	0.01%	1
65.	http://es.epa.gov/ncer/science/endocrine/pdf/screening/R825297_Linney_0415_draft.pdf	1	0.01%	1
66.	http://es.epa.gov/ncer/science/drinkingwater/2001_drinking_water.pdf	1	0.01%	1
	Total	6,794	100.00%	1,899

items 1-66 of 66

Downloaded Files - Help Card



Column Definitions

Files

The path and filename of the file being analyzed.

Downloads

Number of times the specified file was downloaded by a visitor. If an error occurred during a transfer, the transfer is not counted. Note that downloaded PDF files may cause an inflated count.

Visits

Number of visits that accessed the specified files. A visit is a series of actions that begins when a visitor views their first page from the server, and ends when the visitor leaves the site or remains idle beyond the idle-time limit. The default idle-time limit is thirty minutes. This time limit can be changed by the system administrator.



Report Descriptions

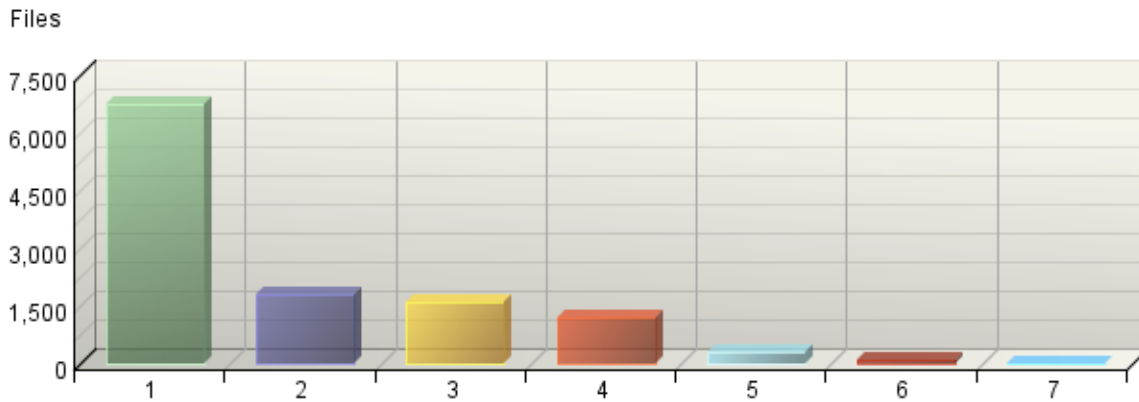
If you are using an SDC data source, then this report is not applicable.

This information shows you the most popular downloadable files on your web site. Files that don't appear on the list, or appear low on the list, may require maintenance such as decreasing the file size, improving link placement, or elimination to make room for more popular content.

Accessed File Types

This report identifies the types of files accessed on your site and the total number of kilobytes of data transferred for each file type. Cached requests and erred hits are excluded from the totals.

Accessed File Types by Files



Accessed File Types

File Type	Files	% Files	Kbytes Transferred
1. pdf	6,747	57.16%	1,551,496
2. html	1,800	15.25%	64,081
3. htm	1,624	13.76%	37,863
4. jpg	1,177	9.97%	12,659
5. gif	314	2.66%	2,939
6. css	123	1.04%	1,238
7. ppt	19	0.16%	2,591
Total	11,804	100.00%	1,672,864

items 1-7 of 7

Accessed File Types - Help Card



Column Definitions

File Type

Identifies types of files by their file extension. For example, a file named graphic.gif is identified as type "gif."

Files

Number of files of the specified type accessed by visitors to your site.

Kbytes Transferred

Number of kilobytes of data transferred for all files of the specified type.



Report Descriptions

This report provides general statistics for the type of data that visitors access on your site.

Uploaded Files

This report identifies the most popular files uploaded from a client to your servers using FTP PUT, HTTP PUT, or HTTP POST.

Uploaded Files

No data is available for this graph.

Uploaded Files

No data is available for this table.

Uploaded Files - Help Card



Column Definitions

Files

The path and filename of the uploaded file being analyzed. Uploaded files correspond to a POST entry in the web server log file. If the field names are provided, then you will find the uploaded files listed in the METHOD field.

Visits

Number of visits to your site where the specified file was uploaded to your servers. A visit is a series of actions that begins when a visitor views their first page from the server, and ends when the visitor leaves the site or remains idle beyond the idle-time limit. The default idle-time limit is thirty minutes. This time limit can be changed by the system administrator.

Uploads

Number of times the specified file was uploaded to your site. If an error occurred during a transfer, the transfer is not counted.



Report Descriptions

If you are using an SDC data source, then this report is not applicable.

This report presents information on files that were uploaded to your servers during the period of the report. You may want to run virus scans on uploaded files.