

## NCER Science Web Site Statistics

Monthly View: July 2007

July 1, 2007 12:00:00 AM – July 31, 2007 11:59:59 PM

This report was generated by WebTrends 7 - Enterprise, Version: 7.5, Build: 16366 .  
Tuesday, August 14, 2007 2:46:37 PM  
Final report conversion by WebTrends Report Exporter, Version 7.5 (build 16363)

*Copyright (C) 1996-2005 WebTrends Inc. All rights reserved.*

# Table of Contents

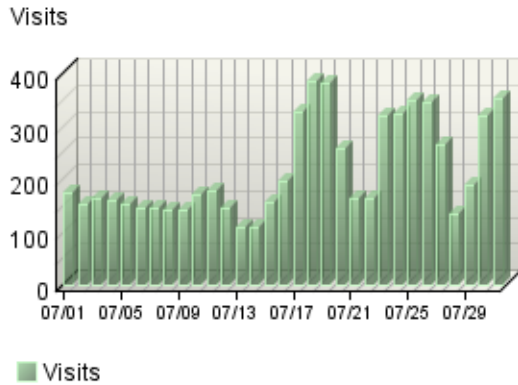
Overview Dashboard .....	1
Visitors Dashboard .....	3
Pages Dashboard .....	6
Navigation Dashboard .....	8
Technical Dashboard .....	9
Activity Dashboard .....	11
Browsers and Platforms Dashboard .....	13
Visitors Dashboard .....	15
Top Visitors .....	18
New vs. Return Visits .....	26
Visitors by Number of Visits .....	28
Visitors Trend .....	30
Visits Trend .....	36
Organizations .....	38
Domain Names .....	41
Top-Level Domain Types .....	43
Geography Dashboard .....	46
Regions .....	47
Countries .....	49
North American States and Provinces .....	51
Cities .....	52
Pages Dashboard .....	53
Pages .....	55
Content Groups .....	69
Directories .....	71
Files Dashboard .....	73
Downloaded Files .....	74

Accessed File Types .....	80
Uploaded Files .....	82
Navigation Dashboard .....	83

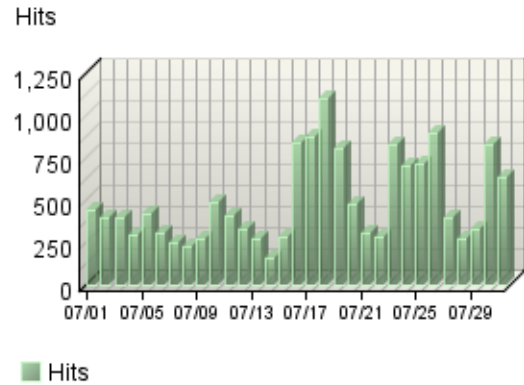
# Overview Dashboard

This displays key graphs and tables that provide an overview of the entire report. When viewing through the on-demand interface, you can click on the title of a graph or table to navigate to the corresponding page.

**Visits Trend**



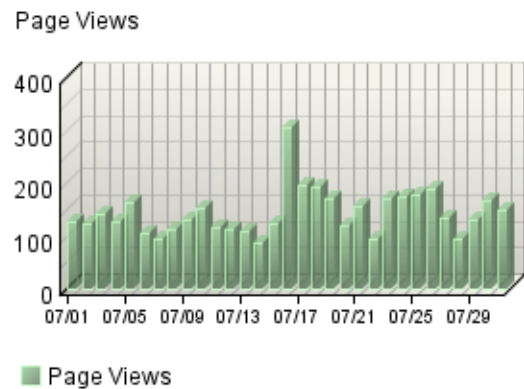
**Hits Trend**



**Visitor Summary**

Visitors	3,536
Visitors Who Visited Once	2,873
Visitors Who Visited More Than Once	663
Average Visits per Visitor	1.9

**Page Views Trend**



**Visit Summary**

Visits	6,721
Average per Day	216
Average Visit Duration	00:07:56
Median Visit Duration	00:01:05
International Visits	0.00%
Visits of Unknown Origin	100.00%
Visits from Your Country: United States (US)	0.00%

**Hit Summary**

Successful Hits for Entire Site	15,227
Average Hits per Day	491
Home Page Hits	-

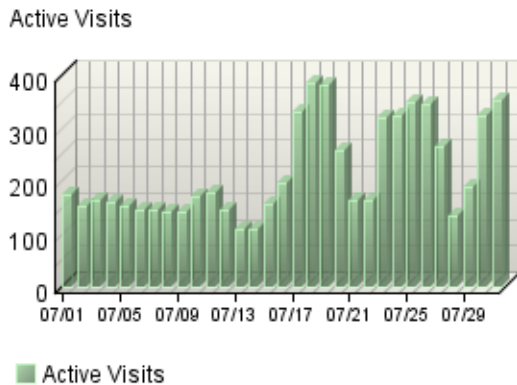
**Page View Summary**

Page Views	4,461
Average per Day	143
Average Page Views per Visit	0.66

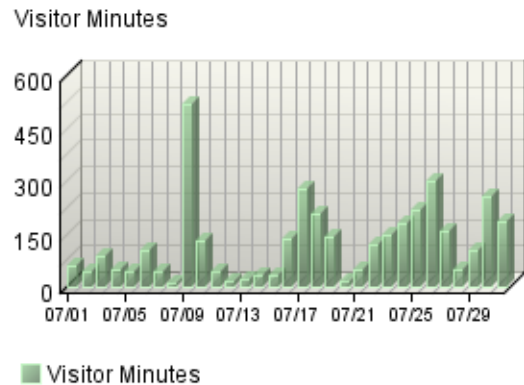
# Visitors Dashboard

This displays key graphs and tables that provide an overview of the Visitors chapter. When viewing through the on-demand interface, you can click on the title of a graph or table to navigate to the corresponding page.

**Active Visits Trend**



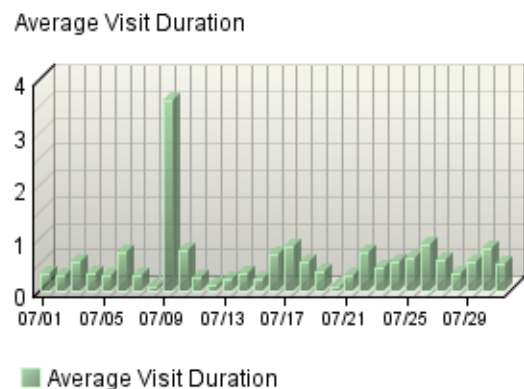
**Visitor Minutes Trend**



**Visitor Summary**

Visitors	3,536
Visitors Who Visited Once	2,873
Visitors Who Visited More Than Once	663
Average Visits per Visitor	1.9

**Average Length of Visit Trend**

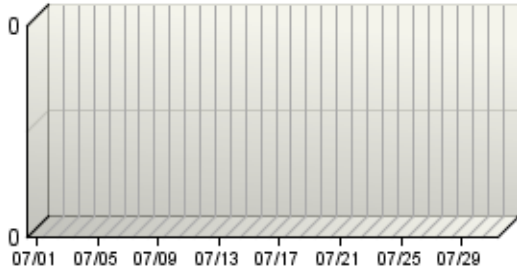


**Visit Summary**

Visits	6,721
Average per Day	216
Average Visit Duration	00:07:56
Median Visit Duration	00:01:05
International Visits	0.00%
Visits of Unknown Origin	100.00%
Visits from Your Country: United States (US)	0.00%

### New Visitors Trend


New Visitors



■ New Visitors

### Countries

Visits



■ Unknown Country

### Organizations

No data is available for this graph.

### Authenticated Usernames

No data is available for this graph.

### New vs. Return Visits

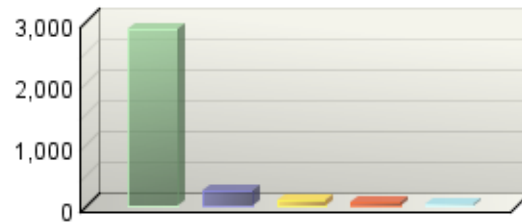
Visits



■ Returning Visitors

### Visitors by Number of Visits

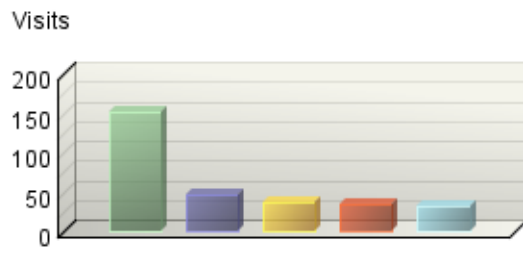
Visitors



■ 1 visit   ■ 2 visits   ■ 3 visits   ■ 4 visits   ■ 5 visits



### Top Visitors

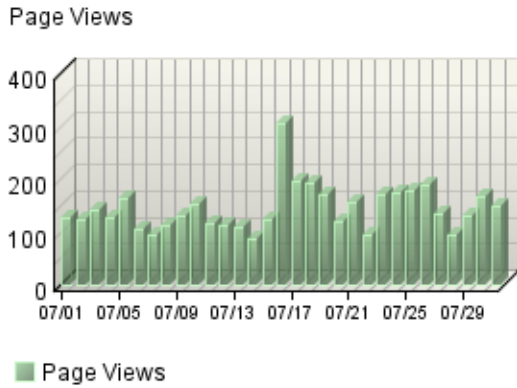


66.249.70.162\_Mozill... 65.55.210.95\_msnb...  
161.80.46.75\_Mozill... 65.55.210.94\_msnb...  
65.55.210.97\_msnb...

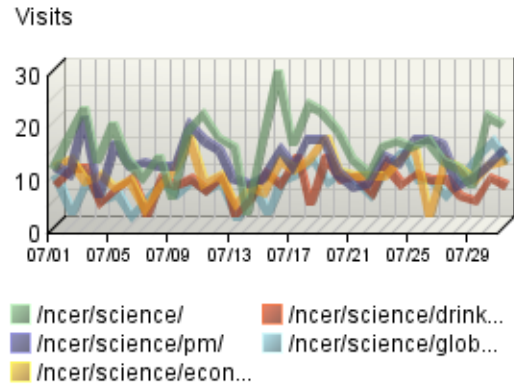
# Pages Dashboard

This displays key graphs and tables that provide an overview of the Pages chapter. When viewing through the on-demand interface, you can click on the title of a graph or table to navigate to the corresponding page.

**Page Views Trend**



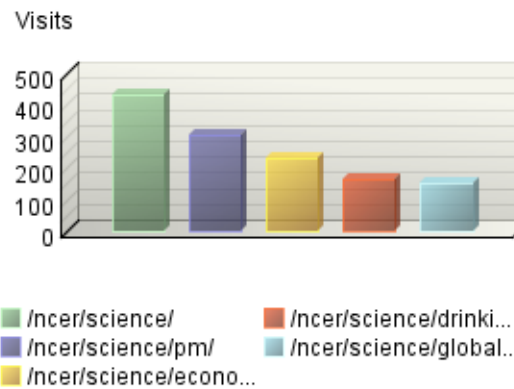
**Pages Trend**



**Content Groups**

No data is available for this graph.

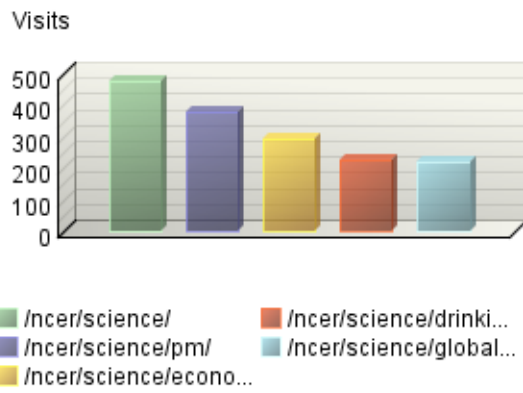
**Entry Pages**



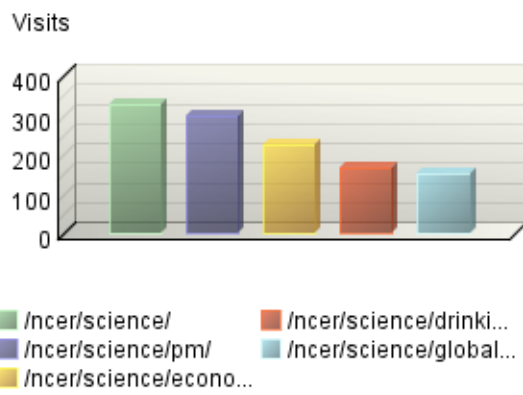
**Page View Summary**

Page Views	4,461
Average per Day	143
Average Page Views per Visit	0.66

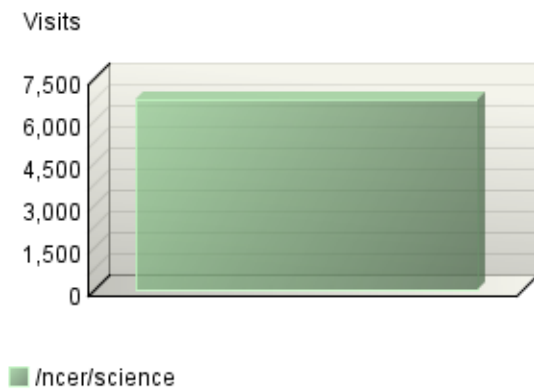
### Pages



### Exit Pages



### Directories

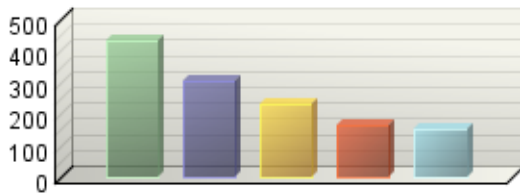


# Navigation Dashboard

This dashboard summarizes important information related to online navigation.

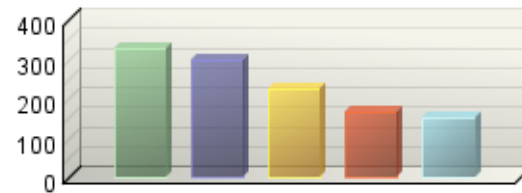
## Entry Pages

Visits



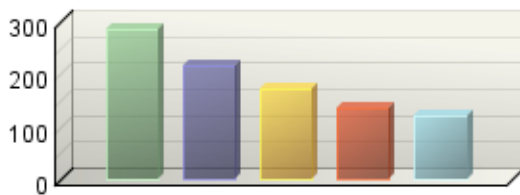
## Exit Pages

Visits



## Single-Page Visits

Visits

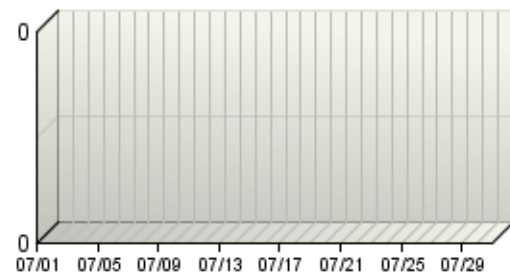


# Technical Dashboard

This dashboard summarizes important information related to online technical activity.

## Average Time to Serve Pages

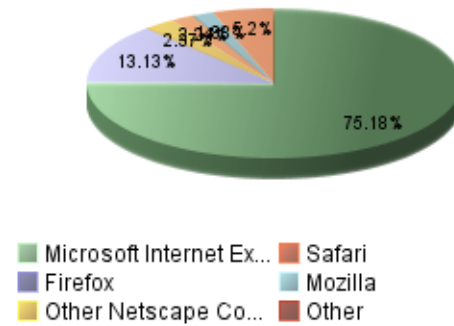
Average Time to Serve



■ Average Time to Serve

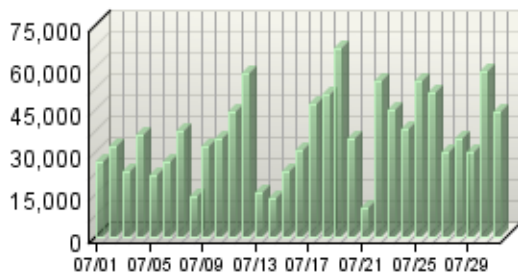
## Browsers by Version

Visits



## Bandwidth: Kbytes Transferred Trend

Kbytes Transferred

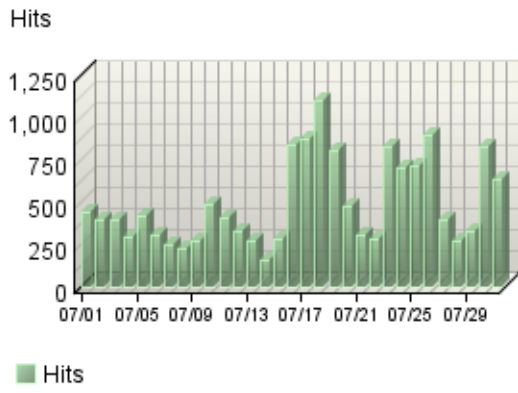


■ Kbytes Transferred

## Technical Summary

Total Hits	16,383
Successful Hits	15,227
Successful Hits (as Percent)	92.94%
Failed Hits	1,156
Failed Hits (as Percent)	7.06%
Cached Hits	2,192
Cached Hits (as Percent)	13.38%

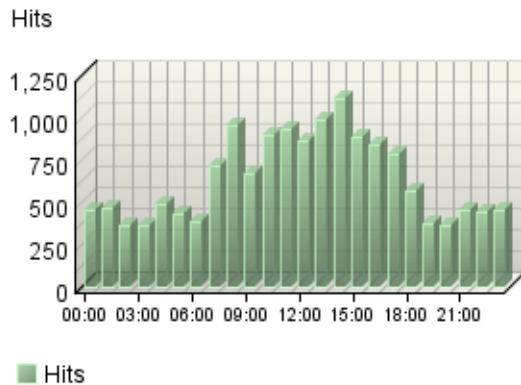
## Hits Trend



# Activity Dashboard

This displays key graphs and tables that provide an overview of the Activity chapter. When viewing through the on-demand interface, you can click on the title of a graph or table to navigate to the corresponding page.

**Hits by Hour of the Day**



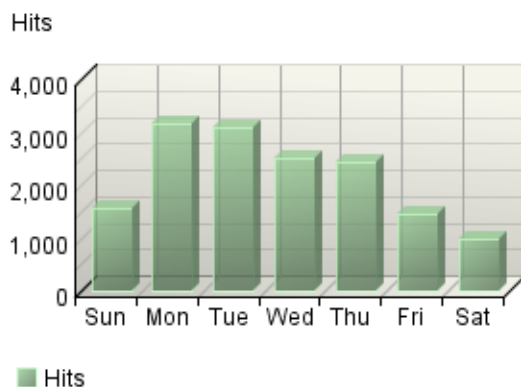
**Least Active Summary**

Least Active Date	7/14/07
Number of Hits on Least Active Date	157
Least Active Day of the Week	Saturday
Least Active Hour of the Day	20:00-20:59

**Activity on Weekdays Summary**

Total Hits Weekdays	12,685
Total Visits Weekdays	5,346
Average Number of Visits per day on Weekdays	243
Average Number of Hits per day on Weekdays	576

**Hits by Day of the Week**



**Activity on Weekends Summary**

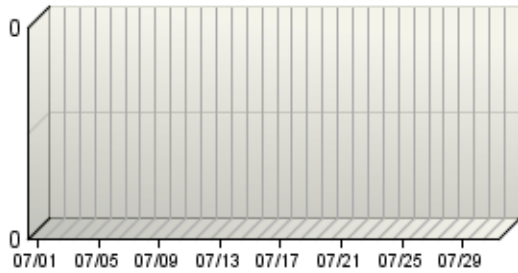
Total Hits Weekend	2,542
Total Visits Weekend	1,375
Average Number of Visits per Weekend	275
Average Number of Hits per Weekend	508

**Most Active Summary**

Most Active Date	7/18/07
Number of Hits on Most Active Date	1,098
Most Active Day of the Week	Monday
Most Active Hour of the Day	14:00-14:59

### Average Time to Serve Pages

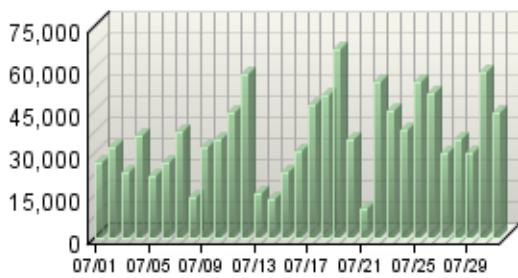
Average Time to Serve



■ Average Time to Serve

### Bandwidth: Kbytes Transferred Trend

Kbytes Transferred



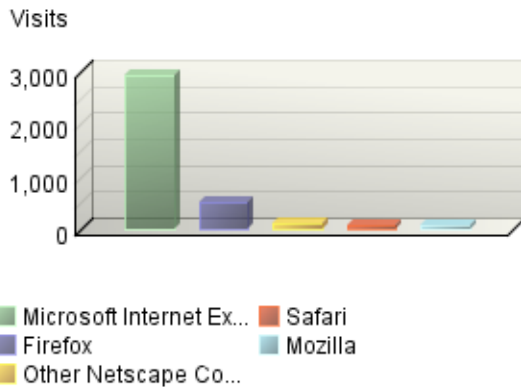
■ Kbytes Transferred



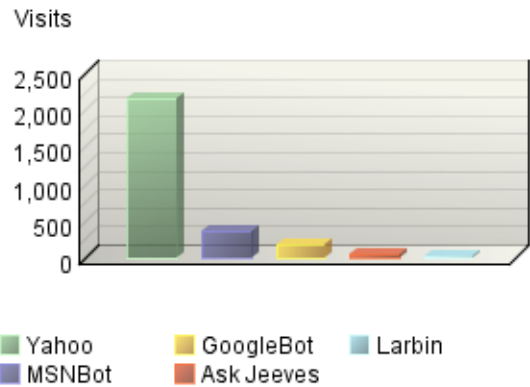
# Browsers and Platforms Dashboard

This displays key graphs and tables that provide an overview of the Browsers and Platforms chapter. When viewing through the on-demand interface, you can click on the title of a graph or table to navigate to the corresponding page.

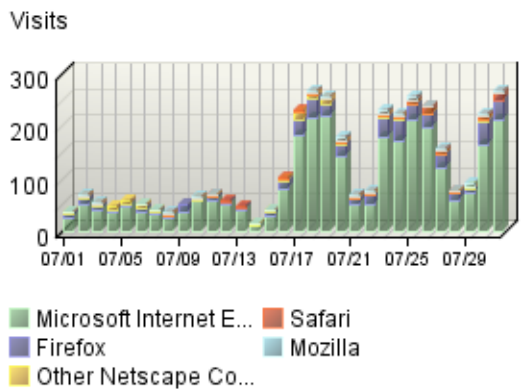
## Browsers



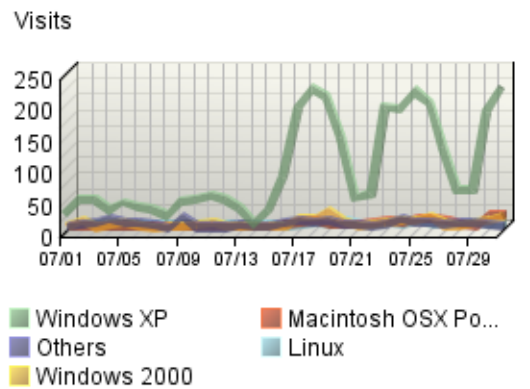
## Spiders



## Browsers Trend



## Platforms Trend



## WAP Devices

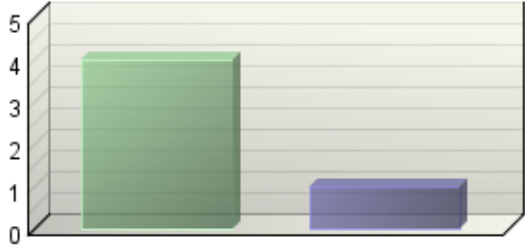
No data is available for this graph.

## Palm Devices

No data is available for this graph.

### WAP Browsers

Visits



■ Nokia WAP Browser ■ QC UP Browser

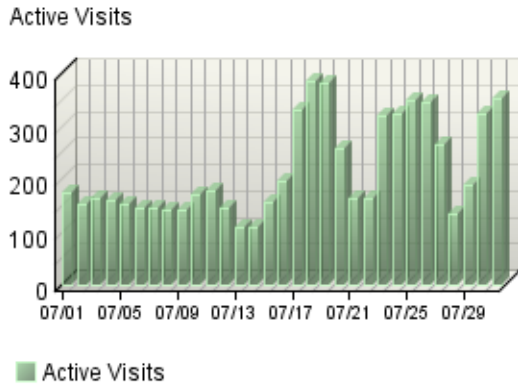
### Palm Browsers

No data is available for this graph.

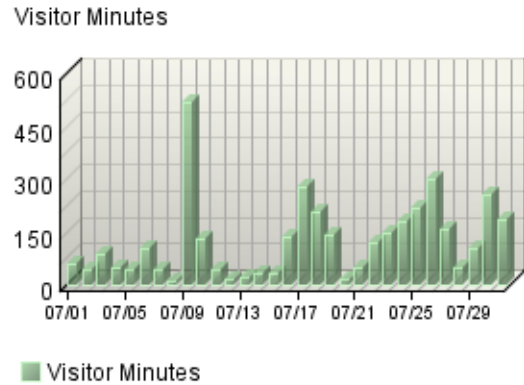
# Visitors Dashboard

This displays key graphs and tables that provide an overview of the Visitors chapter. When viewing through the on-demand interface, you can click on the title of a graph or table to navigate to the corresponding page.

**Active Visits Trend**



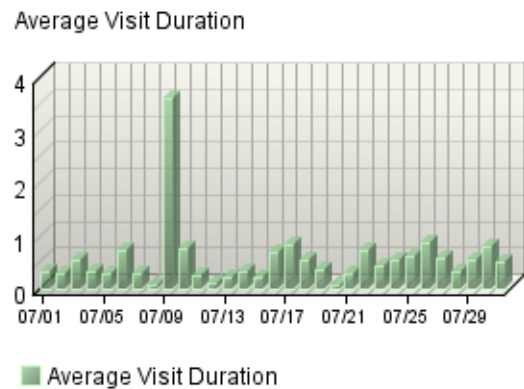
**Visitor Minutes Trend**



**Visitor Summary**

Visitors	3,536
Visitors Who Visited Once	2,873
Visitors Who Visited More Than Once	663
Average Visits per Visitor	1.9

**Average Length of Visit Trend**

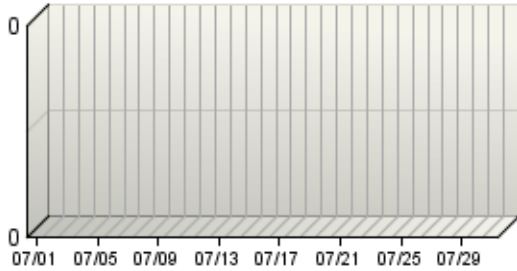


**Visit Summary**

Visits	6,721
Average per Day	216
Average Visit Duration	00:07:56
Median Visit Duration	00:01:05
International Visits	0.00%
Visits of Unknown Origin	100.00%
Visits from Your Country: United States (US)	0.00%

### New Visitors Trend


New Visitors



■ New Visitors

### Countries

Visits



■ Unknown Country

### Organizations

No data is available for this graph.

### Authenticated Usernames

No data is available for this graph.

### New vs. Return Visits

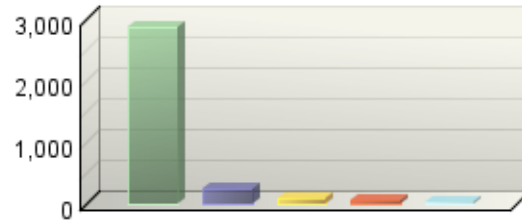
Visits



■ Returning Visitors

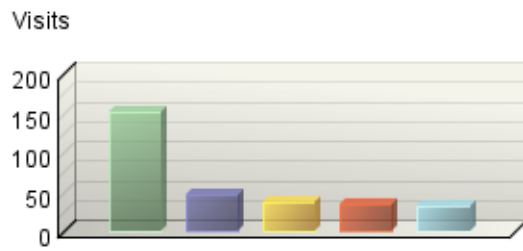
### Visitors by Number of Visits

Visitors



■ 1 visit   ■ 2 visits   ■ 3 visits   ■ 4 visits   ■ 5 visits

### Top Visitors

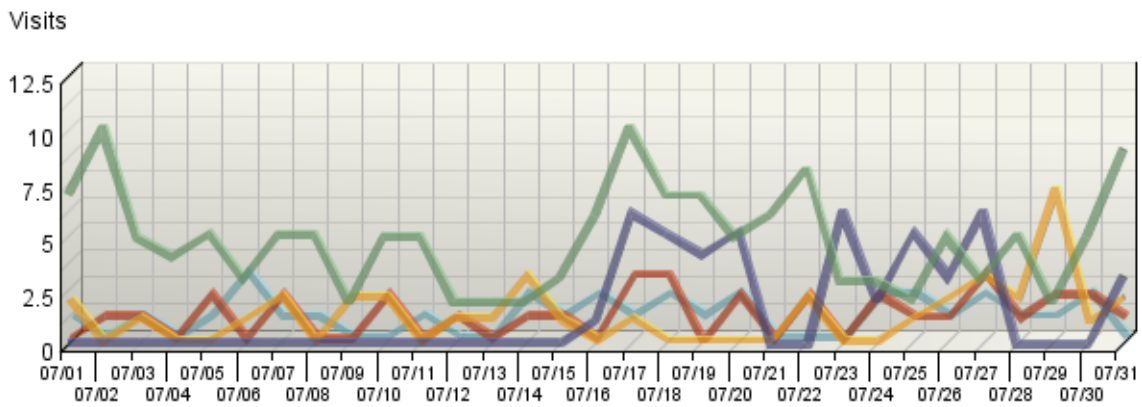


66.249.70.162\_Mozi... 65.55.210.95\_msnb...  
161.80.46.75\_Mozill... 65.55.210.94\_msnb...  
65.55.210.97\_msnb...

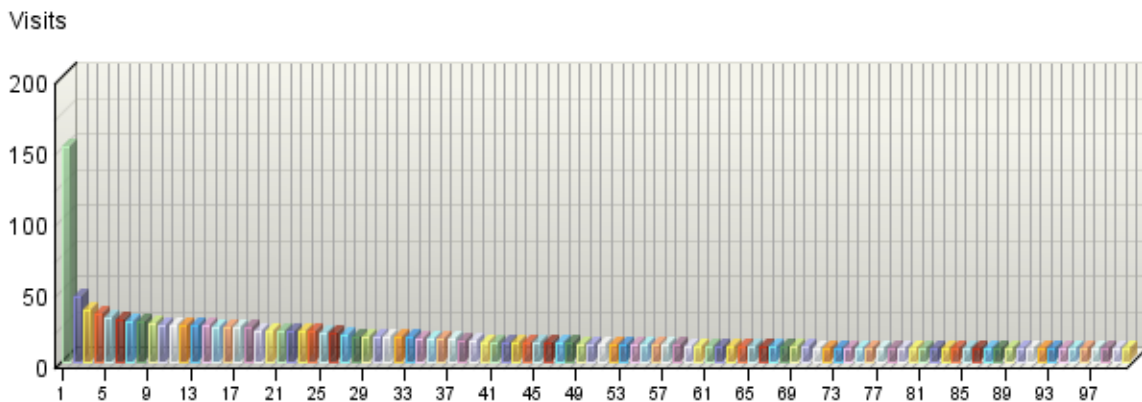
# Top Visitors

This report identifies the IP address, domain name, or cookie of each visitor, and identifies the visitor's activity level on the site. If you use cookies to track visits, WebTrends can differentiate between hits from different visitors with the same IP address.

**Top Visitors Trend**



**Top Visitors**



**Top Visitors**

	Visitor	Visits	% Visits	Hits
■ 1.	66.249.70.162_Mozilla/5.0 (compatible; Googlebot/2.1; +http://www.google.com/bot.html)	151	2.25%	515

	Visitor	Visits	% Visits	Hits
2.	161.80.46.75_Mozilla/4.0 (compatible; MSIE 6.0; Windows NT 5.1; SV1; .NET CLR 1.1.4322; InfoPath.1; .NET CLR 2.0.50727)	46	0.68%	82
3.	65.55.210.97_msnbot/1.0 (+http://search.msn.com/msnbot.htm)	37	0.55%	46
4.	65.55.210.95_msnbot/1.0 (+http://search.msn.com/msnbot.htm)	34	0.51%	47
5.	65.55.210.94_msnbot/1.0 (+http://search.msn.com/msnbot.htm)	31	0.46%	41
6.	65.214.45.100_Mozilla/5.0 (compatible; Ask Jeeves/Teoma; +http://about.ask.com/en/docs/about/webmasters.shtml)	30	0.45%	49
7.	66.249.70.162_Googlebot-Image/1.0	29	0.43%	35
8.	161.80.46.165_Mozilla/4.0 (compatible; MSIE 6.0; Windows NT 5.1; SV1; .NET CLR 1.1.4322; .NET CLR 2.0.50727)	28	0.42%	46
9.	65.214.39.180_Mozilla/5.0 (X11; U; Linux i686; en-US; rv:1.9a1) Gecko/20070308 Minefield/3.0a1	27	0.40%	39
10.	161.80.46.203_Mozilla/4.0 (compatible; MSIE 6.0; Windows NT 5.1; SV1; .NET CLR 1.1.4322; .NET CLR 2.0.50727; InfoPath.1)	26	0.39%	41
11.	72.30.214.232_Mozilla/5.0 (compatible; Yahoo! Slurp; http://help.yahoo.com/help/us/ysearch/slurp)	26	0.39%	26
12.	65.55.210.93_msnbot/1.0 (+http://search.msn.com/msnbot.htm)	26	0.39%	41
13.	65.55.235.217_msnbot-media/1.0 (+http://search.msn.com/msnbot.htm)	25	0.37%	32
14.	74.6.74.35_Mozilla/5.0 (compatible; Yahoo! Slurp; http://help.yahoo.com/help/us/ysearch/slurp)	25	0.37%	25
15.	161.80.46.117_Mozilla/4.0 (compatible; MSIE 6.0; Windows NT 5.1; SV1; .NET CLR 1.1.4322; .NET CLR 2.0.50727)	24	0.36%	74
16.	72.30.177.239_Mozilla/5.0 (compatible; Yahoo! Slurp; http://help.yahoo.com/help/us/ysearch/slurp)	24	0.36%	24
17.	161.80.46.166_Mozilla/4.0 (compatible; MSIE 6.0; Windows NT 5.1; SV1; .NET CLR 1.1.4322; .NET CLR 2.0.50727)	24	0.36%	31
18.	65.55.210.90_msnbot/1.0 (+http://search.msn.com/msnbot.htm)	24	0.36%	30
19.	74.6.71.232_Mozilla/5.0 (compatible; Yahoo! Slurp; http://help.yahoo.com/help/us/ysearch/slurp)	22	0.33%	43
20.	207.46.98.147_msnbot/1.0 (+http://search.msn.com/msnbot.htm)	22	0.33%	25

	Visitor	Visits	% Visits	Hits
21.	65.55.210.91_msnbot/1.0 (+http://search.msn.com/msnbot.htm)	22	0.33%	25
22.	65.55.210.96_msnbot/1.0 (+http://search.msn.com/msnbot.htm)	22	0.33%	30
23.	134.67.99.162_NLESE USEPA	21	0.31%	54
24.	74.6.73.125_Mozilla/5.0 (compatible; Yahoo! Slurp; http://help.yahoo.com/help/us/ysearch/slurp)	21	0.31%	21
25.	74.6.74.189_Mozilla/5.0 (compatible; Yahoo! Slurp; http://help.yahoo.com/help/us/ysearch/slurp)	20	0.30%	20
26.	193.95.154.69_Mozilla/5.0 (X11; U; Linux i686; en-US; rv:1.9a1) Gecko/20070308 Minefield/3.0a1	20	0.30%	30
27.	72.30.177.164_Mozilla/5.0 (compatible; Yahoo! Slurp; http://help.yahoo.com/help/us/ysearch/slurp)	19	0.28%	19
28.	74.6.69.220_Mozilla/5.0 (compatible; Yahoo! Slurp; http://help.yahoo.com/help/us/ysearch/slurp)	18	0.27%	18
29.	161.80.46.247_Mozilla/4.0 (compatible; MSIE 6.0; Windows NT 5.1; SV1; .NET CLR 1.1.4322; .NET CLR 2.0.50727; InfoPath.1)	18	0.27%	37
30.	74.6.70.81_Mozilla/5.0 (compatible; Yahoo! Slurp; http://help.yahoo.com/help/us/ysearch/slurp)	18	0.27%	18
31.	65.55.210.92_msnbot/1.0 (+http://search.msn.com/msnbot.htm)	18	0.27%	24
32.	207.46.98.148_msnbot/1.0 (+http://search.msn.com/msnbot.htm)	17	0.25%	22
33.	74.6.70.74_Mozilla/5.0 (compatible; Yahoo! Slurp; http://help.yahoo.com/help/us/ysearch/slurp)	17	0.25%	17
34.	74.6.67.208_Mozilla/5.0 (compatible; Yahoo! Slurp; http://help.yahoo.com/help/us/ysearch/slurp)	16	0.24%	16
35.	129.89.25.49_Mozilla/4.0 (compatible; MSIE 6.0; Windows NT 5.1; SV1; .NET CLR 1.1.4322)	16	0.24%	142
36.	161.80.46.53_Mozilla/4.0 (compatible; MSIE 6.0; Windows NT 5.1; SV1; .NET CLR 1.1.4322; .NET CLR 2.0.50727)	16	0.24%	92
37.	134.67.221.74_NLESE for intraUSEPA	16	0.24%	32
38.	68.142.212.233_Yahoo-MMCrawler/3.x (mms dash mmcrawler dash support at yahoo dash inc dot com)	15	0.22%	60
39.	161.80.46.135_Mozilla/4.0 (compatible; MSIE 6.0; Windows NT 5.1; SV1; .NET CLR 1.1.4322; .NET CLR 2.0.50727)	15	0.22%	64



	<b>Visitor</b>	<b>Visits</b>	<b>% Visits</b>	<b>Hits</b>
40.	207.46.98.149_msnbot/1.0 (+http://search.msn.com/msnbot.htm)	14	0.21%	19
41.	210.150.10.111_ichiro/2.0 (http://help.goo.ne.jp/door/crawler.html)	14	0.21%	101
42.	74.6.28.41_Mozilla/5.0 (compatible; Yahoo! Slurp; http://help.yahoo.com/help/us/ysearch/slurp)	14	0.21%	14
43.	65.55.235.206_msnbot-media/1.0 (+http://search.msn.com/msnbot.htm)	14	0.21%	33
44.	161.80.46.104_Mozilla/4.0 (compatible; MSIE 6.0; Windows NT 5.1; SV1; .NET CLR 1.1.4322; InfoPath.1; .NET CLR 2.0.50727)	14	0.21%	29
45.	74.6.69.81_Mozilla/5.0 (compatible; Yahoo! Slurp; http://help.yahoo.com/help/us/ysearch/slurp)	14	0.21%	14
46.	74.6.18.31_Mozilla/5.0 (compatible; Yahoo! Slurp; http://help.yahoo.com/help/us/ysearch/slurp)	14	0.21%	14
47.	74.6.18.101_Mozilla/5.0 (compatible; Yahoo! Slurp; http://help.yahoo.com/help/us/ysearch/slurp)	14	0.21%	14
48.	72.30.177.181_Mozilla/5.0 (compatible; Yahoo! Slurp; http://help.yahoo.com/help/us/ysearch/slurp)	13	0.19%	13
49.	74.6.68.151_Mozilla/5.0 (compatible; Yahoo! Slurp; http://help.yahoo.com/help/us/ysearch/slurp)	12	0.18%	12
50.	74.6.68.12_Mozilla/5.0 (compatible; Yahoo! Slurp; http://help.yahoo.com/help/us/ysearch/slurp)	12	0.18%	12
51.	134.67.2.137_Mozilla/4.0 (compatible; MSIE 7.0; Windows NT 5.1; InfoPath.1; .NET CLR 1.1.4322; .NET CLR 2.0.50727)	12	0.18%	61
52.	74.6.26.29_Mozilla/5.0 (compatible; Yahoo! Slurp; http://help.yahoo.com/help/us/ysearch/slurp)	12	0.18%	12
53.	74.6.69.216_Mozilla/5.0 (compatible; Yahoo! Slurp; http://help.yahoo.com/help/us/ysearch/slurp)	12	0.18%	12
54.	65.54.165.47_msnbot/1.0 (+http://search.msn.com/msnbot.htm)	12	0.18%	12
55.	74.6.72.36_Mozilla/5.0 (compatible; Yahoo! Slurp; http://help.yahoo.com/help/us/ysearch/slurp)	12	0.18%	12
56.	74.6.18.77_Mozilla/5.0 (compatible; Yahoo! Slurp; http://help.yahoo.com/help/us/ysearch/slurp)	12	0.18%	12

	Visitor	Visits	% Visits	Hits
57.	74.6.71.92_Mozilla/5.0 (compatible; Yahoo! Slurp; http://help.yahoo.com/help/us/ysearch/slurp)	12	0.18%	12
58.	74.6.66.32_Mozilla/5.0 (compatible; Yahoo! Slurp; http://help.yahoo.com/help/us/ysearch/slurp)	12	0.18%	12
59.	74.6.68.212_Mozilla/5.0 (compatible; Yahoo! Slurp; http://help.yahoo.com/help/us/ysearch/slurp)	11	0.16%	11
60.	74.6.72.172_Mozilla/5.0 (compatible; Yahoo! Slurp; http://help.yahoo.com/help/us/ysearch/slurp)	11	0.16%	11
61.	74.6.71.239_Mozilla/5.0 (compatible; Yahoo! Slurp; http://help.yahoo.com/help/us/ysearch/slurp)	11	0.16%	11
62.	74.6.75.41_Mozilla/5.0 (compatible; Yahoo! Slurp; http://help.yahoo.com/help/us/ysearch/slurp)	11	0.16%	11
63.	74.6.69.113_Mozilla/5.0 (compatible; Yahoo! Slurp; http://help.yahoo.com/help/us/ysearch/slurp)	11	0.16%	11
64.	74.6.72.171_Mozilla/5.0 (compatible; Yahoo! Slurp; http://help.yahoo.com/help/us/ysearch/slurp)	11	0.16%	11
65.	70.42.51.30_Sensis Web Crawler (search_comments@at\senzis\dot\com\dot\au)	11	0.16%	26
66.	74.6.71.218_Mozilla/5.0 (compatible; Yahoo! Slurp; http://help.yahoo.com/help/us/ysearch/slurp)	11	0.16%	11
67.	74.6.72.174_Mozilla/5.0 (compatible; Yahoo! Slurp; http://help.yahoo.com/help/us/ysearch/slurp)	11	0.16%	11
68.	74.6.17.123_Mozilla/5.0 (compatible; Yahoo! Slurp; http://help.yahoo.com/help/us/ysearch/slurp)	11	0.16%	11
69.	74.6.17.207_Mozilla/5.0 (compatible; Yahoo! Slurp; http://help.yahoo.com/help/us/ysearch/slurp)	11	0.16%	12
70.	64.124.85.71_Mozilla/5.0 (compatible; BecomeBot/3.0; +http://www.become.com/site_owners.html)	11	0.16%	12
71.	74.6.21.168_Mozilla/5.0 (compatible; Yahoo! Slurp; http://help.yahoo.com/help/us/ysearch/slurp)	10	0.15%	10
72.	74.6.17.229_Mozilla/5.0 (compatible; Yahoo! Slurp; http://help.yahoo.com/help/us/ysearch/slurp)	10	0.15%	13
73.	161.80.46.70_Mozilla/4.0 (compatible; MSIE 6.0; Windows NT 5.1; SV1; .NET CLR 1.1.4322; .NET CLR 2.0.50727)	10	0.15%	32

	<b>Visitor</b>	<b>Visits</b>	<b>% Visits</b>	<b>Hits</b>
74.	74.6.70.219_Mozilla/5.0 (compatible; Yahoo! Slurp; http://help.yahoo.com/help/us/ysearch/slurp)	10	0.15%	10
75.	72.30.177.249_Mozilla/5.0 (compatible; Yahoo! Slurp; http://help.yahoo.com/help/us/ysearch/slurp)	10	0.15%	10
76.	74.6.68.27_Mozilla/5.0 (compatible; Yahoo! Slurp; http://help.yahoo.com/help/us/ysearch/slurp)	10	0.15%	10
77.	74.6.29.41_Mozilla/5.0 (compatible; Yahoo! Slurp; http://help.yahoo.com/help/us/ysearch/slurp)	10	0.15%	10
78.	74.6.73.40_Mozilla/5.0 (compatible; Yahoo! Slurp; http://help.yahoo.com/help/us/ysearch/slurp)	10	0.15%	10
79.	74.6.71.224_Mozilla/5.0 (compatible; Yahoo! Slurp; http://help.yahoo.com/help/us/ysearch/slurp)	10	0.15%	10
80.	74.6.72.95_Mozilla/5.0 (compatible; Yahoo! Slurp; http://help.yahoo.com/help/us/ysearch/slurp)	10	0.15%	10
81.	74.6.71.161_Mozilla/5.0 (compatible; Yahoo! Slurp; http://help.yahoo.com/help/us/ysearch/slurp)	10	0.15%	10
82.	89.150.197.136_Speedy Spider (http://www.entireweb.com/about/search_tech/speedyspider/)	10	0.15%	15
83.	74.6.71.41_Mozilla/5.0 (compatible; Yahoo! Slurp; http://help.yahoo.com/help/us/ysearch/slurp)	10	0.15%	10
84.	74.6.67.140_Mozilla/5.0 (compatible; Yahoo! Slurp; http://help.yahoo.com/help/us/ysearch/slurp)	10	0.15%	10
85.	161.80.46.204_Mozilla/4.0 (compatible; MSIE 6.0; Windows NT 5.1; SV1; .NET CLR 1.1.4322; .NET CLR 2.0.50727; InfoPath.1)	10	0.15%	17
86.	64.151.24.35_Mozilla/4.0 (compatible; MSIE 6.0; Windows NT 5.1; SV1)	9	0.13%	18
87.	161.80.46.121_Mozilla/4.0 (compatible; MSIE 6.0; Windows NT 5.1; SV1; .NET CLR 1.1.4322; .NET CLR 2.0.50727; InfoPath.1)	9	0.13%	34
88.	74.6.68.144_Mozilla/5.0 (compatible; Yahoo! Slurp; http://help.yahoo.com/help/us/ysearch/slurp)	9	0.13%	9
89.	74.6.73.53_Mozilla/5.0 (compatible; Yahoo! Slurp; http://help.yahoo.com/help/us/ysearch/slurp)	9	0.13%	9
90.	74.6.71.72_Mozilla/5.0 (compatible; Yahoo! Slurp; http://help.yahoo.com/help/us/ysearch/slurp)	9	0.13%	9

	Visitor	Visits	% Visits	Hits
91.	24.184.95.168_Mozilla/4.0 (compatible; MSIE 6.0; Windows NT 5.1; SV1; .NET CLR 1.1.4322)	9	0.13%	87
92.	74.6.71.44_Mozilla/5.0 (compatible; Yahoo! Slurp; http://help.yahoo.com/help/us/ysearch/slurp)	9	0.13%	9
93.	74.6.66.33_Mozilla/5.0 (compatible; Yahoo! Slurp; http://help.yahoo.com/help/us/ysearch/slurp)	9	0.13%	9
94.	65.214.44.128_Mozilla/2.0 (compatible; Ask Jeeves/Teoma; +http://about.ask.com/en/docs/about/webmasters.shtml)	9	0.13%	23
95.	74.6.66.49_Mozilla/5.0 (compatible; Yahoo! Slurp; http://help.yahoo.com/help/us/ysearch/slurp)	9	0.13%	9
96.	74.6.71.159_Mozilla/5.0 (compatible; Yahoo! Slurp; http://help.yahoo.com/help/us/ysearch/slurp)	9	0.13%	9
97.	74.6.22.19_Mozilla/5.0 (compatible; Yahoo! Slurp; http://help.yahoo.com/help/us/ysearch/slurp)	9	0.13%	9
98.	74.6.72.246_Mozilla/5.0 (compatible; Yahoo! Slurp; http://help.yahoo.com/help/us/ysearch/slurp)	9	0.13%	9
99.	74.6.17.203_Mozilla/5.0 (compatible; Yahoo! Slurp; http://help.yahoo.com/help/us/ysearch/slurp)	9	0.13%	9
100.	74.6.67.112_Mozilla/5.0 (compatible; Yahoo! Slurp; http://help.yahoo.com/help/us/ysearch/slurp)	9	0.13%	9
<b>Subtotal for rows: 1 - 100</b>		<b>1,688</b>	<b>25.13%</b>	<b>3,050</b>
<b>Other</b>		<b>5,028</b>	<b>74.87%</b>	<b>12,170</b>
<b>Total</b>		<b>6,716</b>	<b>100.00%</b>	<b>15,220</b>

items 1-100 of 3536

## Top Visitors - Help Card



### Column Definitions

#### Visitor

The IP address, domain name, or cookie of the visitor.

#### Visits

Number of times the specified visitor visited your site. A visit is a series of actions that begins when a visitor views their first page from the server, and ends when the visitor leaves the site or remains idle beyond the idle-time limit. The default idle-time limit is thirty minutes. This time limit can be changed by the system administrator.

#### Hits

Number of hits attributed to the specified visitor. Each file requested by a visitor registers as a hit. There can be several hits on each page. While the volume of hits reflects the amount of server traffic, it is not an accurate reflection of the number of pages viewed.



---

### Report Descriptions

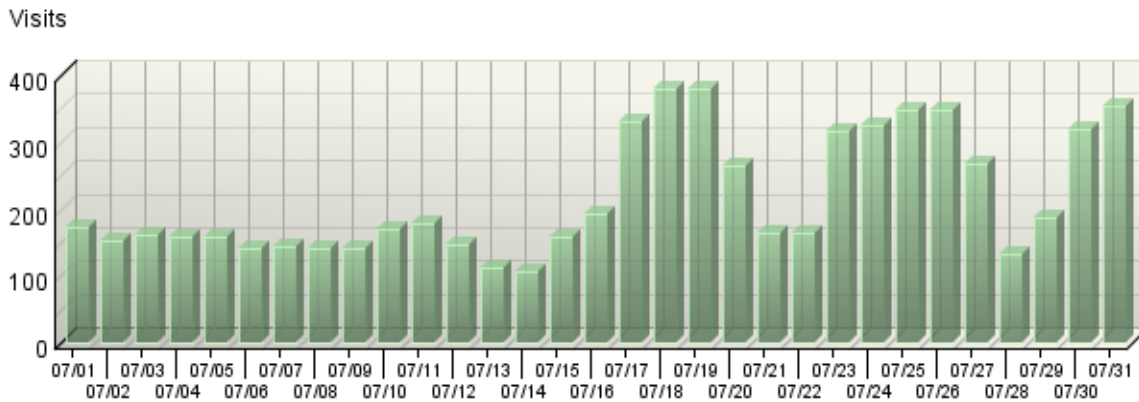
Consider the visitors who use the site most, and tailor your site to their interests and needs. If your site is an intranet, notice which employees use the site most, and find out what they like about it. You might also get feedback from those who use it the least and find out what they are looking for.

**Note:** If a visitor has a dynamic IP address, or if a group of visitors are behind a proxy server or firewall, this data might be misleading. In the case of a dynamic IP address, multiple IP addresses could be shown for a single visitor, and in the case of a firewall or proxy server, one IP address could be used by more than one visitor.

# New vs. Return Visits

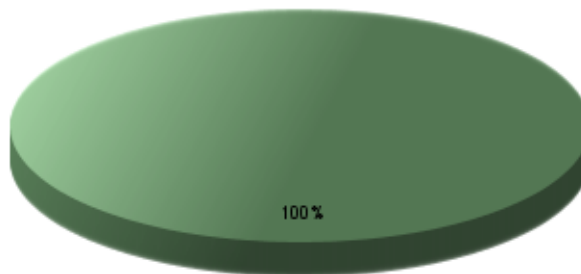
This report compares the number of visits by new and returning visitors to your site.

**New vs. Return Visits Trend**



**New vs. Return Visits**

Visits



■ Returning Visitors

**New vs. Return Visits**

Visitor Type	Visits	% Visits
■ Returning Visitors	6,716	100.00%
<b>Total</b>	<b>6,716</b>	<b>100.00%</b>

items 1-1 of 1

## New vs. Return Visits - Help Card



### Column Definitions

#### New Visitors

Visitors whose visit starts without any cookie information but acquires a cookie (or multiple cookies) during the visit. For single-page visits there is no way (without the use of SmartSource Data Collection) to distinguish a new visitor from a visitor that does not accept cookies. As a result these visits are categorized as Visitors Not Accepting Cookies.

#### Returning Visitors

Visitors who already had a cookie from your site when they visited.

#### Visitors Not Accepting Cookies

Visitors not accepting cookies from your site. There is no way to determine if these visitors are new or returning. Note that Express Analysis does not report on this information.

#### Visits

Number of visits by visitors who fit into the specified visitor category. A visit is a series of actions that begins when a visitor views their first page from the server, and ends when the visitor leaves the site or remains idle beyond the idle-time limit. The default idle-time limit is thirty minutes. This time limit can be changed by the system administrator.

#### %

Percentage of visitors who fit into the specified visitor category.



### Report Descriptions

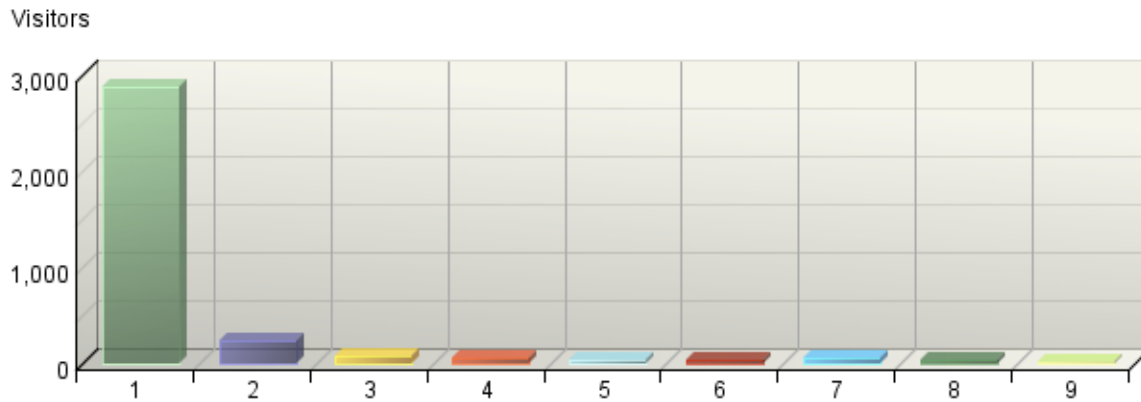
By tracking the ratio between new and return visits over a period of time, you can determine if your site is attracting enough returning visitors.

Note: This report uses only cookies to determine whether a visitor is new or returning. This information cannot therefore be correlated to visitor counts obtained using IP tracking. For example, when a visitor goes to a site that has session-based cookies but no permanent cookies, they will receive a cookie on their second hit and be labeled a new visitor. If they close their browser, wait an hour, and go back to the same site, they will have no cookies on their first hit (since the cookie they got previously was session-based) and will once again be issued a cookie on their second hit. If the site's logs are analyzed using the IP tracking method, the result is 1 unique visitor (determined using IP tracking), but 2 visits and 2 new or first-time visitors (determined using cookies).

# Visitors by Number of Visits

This report shows the distribution of visitors based on how many times each visitor visited your site.

Visitors by Number of Visits



Visitors by Number of Visits

Number of Visits	Visitors	% Visitors
1 visit	2,873	81.25%
2 visits	247	6.99%
3 visits	82	2.32%
4 visits	52	1.47%
5 visits	43	1.22%
6 visits	35	0.99%
7 visits	59	1.67%
8 visits	36	1.02%
9 visits	24	0.68%
<b>Other</b>	<b>85</b>	<b>2.40%</b>
<b>Total</b>	<b>3,536</b>	<b>100.00%</b>

items 1-9 of 9



## Visitors by Number of Visits - Help Card



### Column Definitions

#### Number of Visits

The number of visits by each visitor during the period of the report.

#### Visitors

Number of individuals who came to your site the amount of times specified in the Number of Visits column.

#### %

Percentage of visitors who came to your site the amount of times specified in the Number of Visits column.



### Report Descriptions

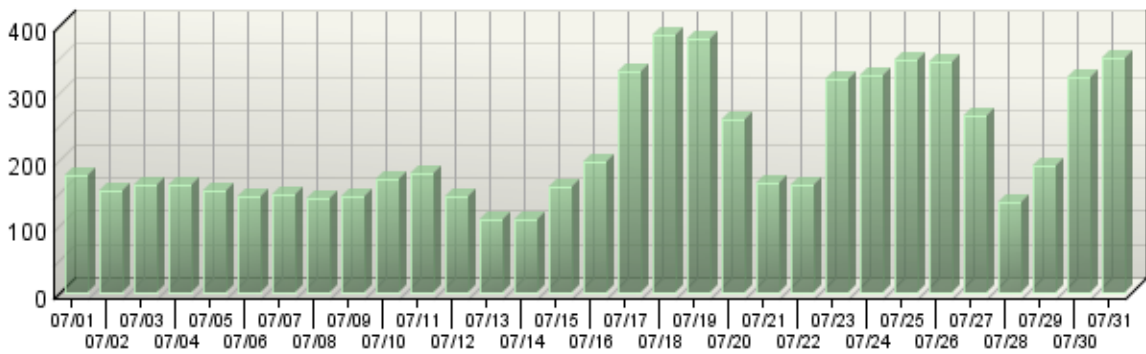
This information can indicate whether or not your site compels visitors to return. Updating web site content is one way to draw return visitors.

# Visitors Trend

This report shows how many times visitors visited your web site and how long they stayed. The information is divided into time slices based on the duration of the log file. Some visits may span more than one time interval, and will be counted in each interval where they appear. The sum of visits for all intervals may therefore exceed the total visits shown in the Overview Dashboard page.

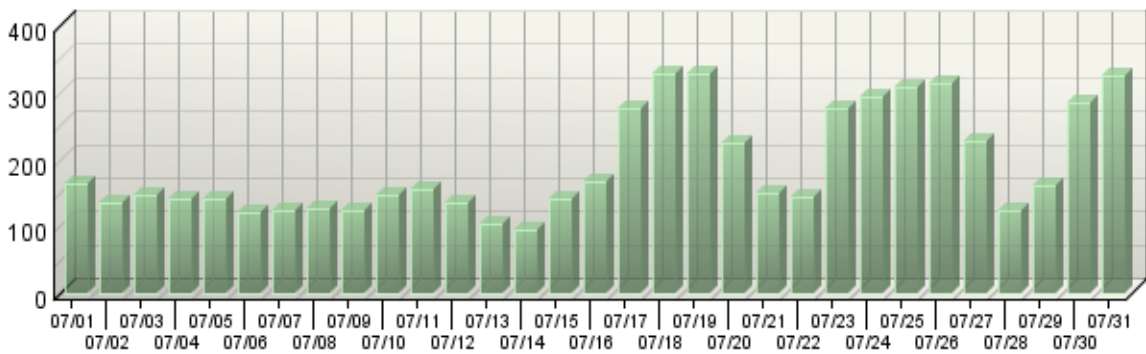
## Active Visits Trend

Active Visits



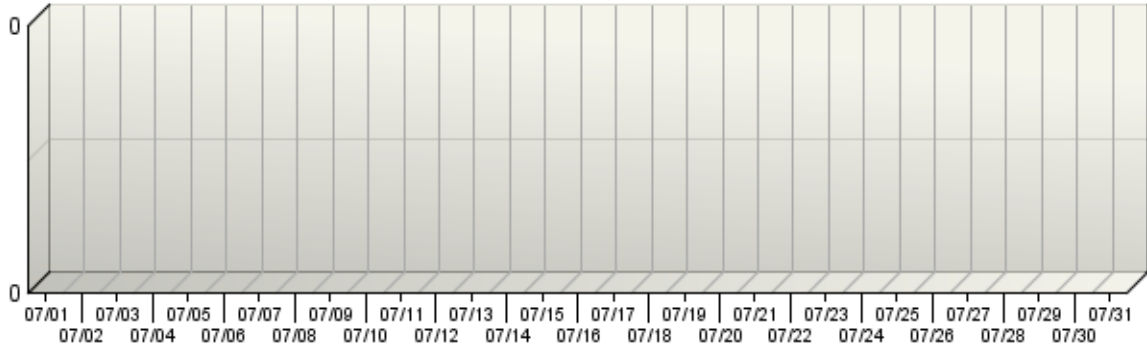
## Visitors Trend

Visitors



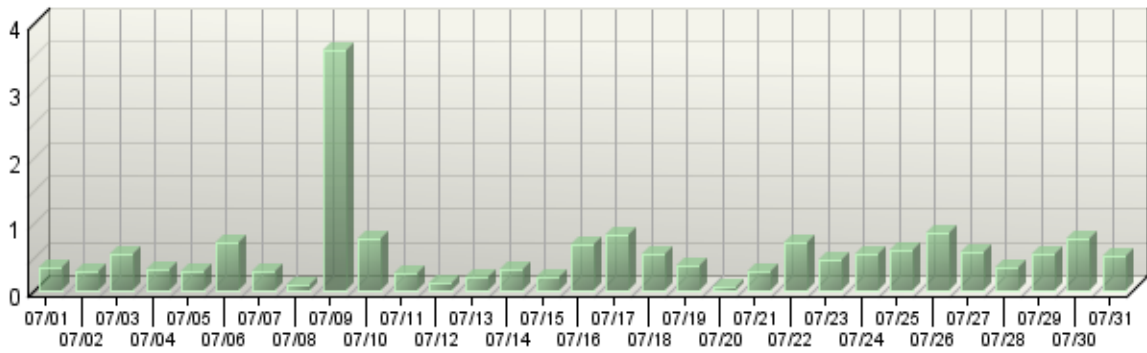
## New Visitors Trend

New Visitors



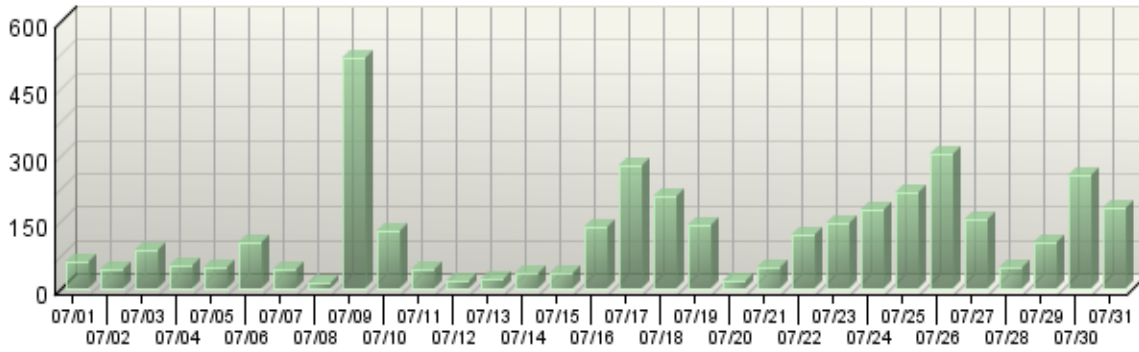
## Average Length of Visit Trend

Average Visit Duration



### Visitor Minutes Trend

Visitor Minutes



### Visitors Trend

Day	Active Visits	Visitors	New Visitors
07/01	175	163	0
07/02	152	136	0
07/03	162	147	0
07/04	160	140	0
07/05	153	142	0
07/06	144	121	0
07/07	146	124	0
07/08	140	126	0
07/09	143	124	0
07/10	171	147	0
07/11	179	154	0
07/12	145	135	0
07/13	110	104	0
07/14	108	96	0
07/15	157	142	0
07/16	195	167	0
07/17	330	276	0
07/18	386	328	0
07/19	381	329	0
07/20	259	224	0
07/21	163	150	0
07/22	162	145	0
07/23	319	276	0
07/24	325	293	0

Day	Active Visits	Visitors	New Visitors
07/25	348	308	0
07/26	346	315	0
07/27	266	226	0
07/28	135	124	0
07/29	189	160	0
07/30	322	285	0
07/31	352	326	0
<b>Average</b>	<b>216</b>	<b>191</b>	<b>0</b>
<b>Total</b>	<b>-</b>	<b>-</b>	<b>0</b>

items 1-31 of 31

### Visitors Trend

Day	Average Visit Duration	Visitor Minutes
07/01	00:00:20	59.33
07/02	00:00:17	45.15
07/03	00:00:32	88.23
07/04	00:00:19	50.75
07/05	00:00:17	45.6
07/06	00:00:43	104.93
07/07	00:00:17	41.62
07/08	00:00:05	13.57
07/09	00:03:36	516.07
07/10	00:00:46	131.5
07/11	00:00:15	45
07/12	00:00:07	17.65
07/13	00:00:12	22.02
07/14	00:00:19	34.77
07/15	00:00:12	32.55
07/16	00:00:42	138.4
07/17	00:00:50	278.02
07/18	00:00:32	207.93
07/19	00:00:22	141.2
07/20	00:00:04	18.17
07/21	00:00:17	47.47
07/22	00:00:44	118.83
07/23	00:00:27	147.02
07/24	00:00:32	177.63
07/25	00:00:37	217.75
07/26	00:00:52	301.03

Day	Average Visit Duration	Visitor Minutes
07/27	00:00:35	157.37
07/28	00:00:20	47.18
07/29	00:00:32	103.17
07/30	00:00:47	253.93
07/31	00:00:31	183.23
<b>Average</b>	-	<b>122.16</b>
<b>Total</b>	-	<b>3,787.07</b>

items 1-31 of 31

### Visitors Trend - Help Card



#### Column Definitions

##### Time Interval (hour, day, etc.)

A one-year report displays monthly time increments. A one-quarter report displays weekly time increments. A one-month report or a one-week report displays daily time increments. A daily report displays hourly time increments. An hour-long interval marked 12:00, for example, includes all activity between 12:00 and 12:59.

##### Active Visits

Number of active visits to your web site. If a visit spans multiple time intervals, it is counted in each interval. Every visit from a visitor is counted, even if the same visitor came to your web site multiple times. Also included are zero-length visits. A zero-length visit occurs when all hits for that visit are logged with the exact same time stamp.

##### Visitors

Number of individuals who visited your site during the report interval. For a daily report, if someone visits more than once, that person is counted only the first time he or she visits. Values of "-" indicate that the detailed data required is not available. This situation occurs when the Top Visitors report has reached its configured limit or when reports for the corresponding period are turned off. For non-daily reports, the visitor measure total is "-" since the same visitor can be counted in multiple intervals.

##### New Visitors

Number of visitors who had never visited your web site before.

##### Average Visit Duration

The average amount of time visitors spent at your site within the given time interval. The data is formatted as hh:mm:ss (hours:minutes:seconds). The average visit duration is calculated by dividing the value from the Visitor Minutes column by the value from the Active Visits column.

##### Visitor Minutes

Number of minutes your web site was viewed, regardless of who was viewing it.



### **Report Descriptions**

Use this page to determine which times your web site is busiest.

Daily averages cut off visits that continue into the next day, whereas weekly averages do not. Therefore, weekly averages may appear a bit longer than daily averages.

**Total** - The total for the column. Visits may span more than one time interval and are counted for each hour in this report. We therefore do not provide a total, which would be misleading.

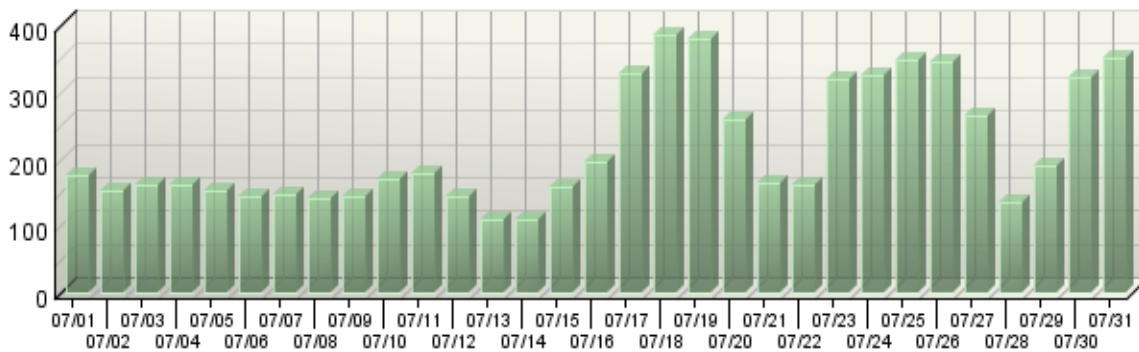
**Average** - This row gives the average for each column.

# Visits Trend

This report shows how the number of visits to your site changes over the course of the report period.

**Visits Trend**

Visits



**Visits Trend**

Day	Visits	% Visits
07/01	175	2.60%
07/02	152	2.26%
07/03	162	2.41%
07/04	160	2.38%
07/05	153	2.28%
07/06	144	2.14%
07/07	146	2.17%
07/08	140	2.08%
07/09	143	2.13%
07/10	171	2.54%
07/11	179	2.66%
07/12	145	2.16%
07/13	110	1.64%
07/14	108	1.61%
07/15	157	2.34%
07/16	195	2.90%
07/17	329	4.90%
07/18	386	5.74%
07/19	381	5.67%



Day	Visits	% Visits
07/20	259	3.85%
07/21	163	2.43%
07/22	162	2.41%
07/23	319	4.75%
07/24	325	4.84%
07/25	348	5.18%
07/26	346	5.15%
07/27	266	3.96%
07/28	135	2.01%
07/29	189	2.81%
07/30	321	4.78%
07/31	352	5.24%
<b>Total</b>	<b>6,721</b>	<b>100.00%</b>

items 1-31 of 31

### Visits Trend - Help Card



#### Column Definitions

##### Time Interval (hour, day, etc.)

A one-year report displays monthly time increments. A one-quarter report displays weekly time increments. A one-month report or a one-week report displays daily time increments. A daily report displays hourly time increments. An hour-long interval marked 12:00, for example, includes all activity between 12:00 and 12:59.

##### Visits

Number of visits to your site during the specified time interval. A visit is a series of actions that begins when a visitor views their first page from the server, and ends when the visitor leaves the site or remains idle beyond the idle-time limit. The default idle-time limit is thirty minutes. This time limit can be changed by the system administrator.

##### %

Percentage of visits to your site during the specified time interval compared with all visits to your site during the report period.



#### Report Descriptions

Periods of less activity can be considered good times for maintenance and content improvement.

# Organizations

If you have enabled the WebTrends GeoTrends Database for this profile, this page will list the most active companies and other organizations visiting your web site.

## Organizations

No data is available for this graph.

## Organizations

No data is available for this table.

## Organizations - Help Card



### Column Definitions

#### Organization

The name of the organization, which could be a company, a government agency, a school, or any other type of organization. This name was determined by either of the following methods:

- The visitor's IP address matched an Intranet Domain configuration within the Admin Console.
- Looking up the visitor's IP address in the WebTrends GeoTrends Database.

#### Unknown

The organization could not be determined.

#### Domain Name

The text name (for example, webtrends.com) corresponding to the visitor's IP address. The domain name can be determined from any of the following methods:

- The domain was logged by the web server.
- The IP address matched an Intranet Domain configuration within the Admin Console.
- DNS resolution.

IP addresses that do not resolve to a domain by these methods are categorized as follows:

- Reserved IP Address - The IP address falls within a block of reserved addresses. For example, 192.168.x.x and 10.x.x.x addresses are reserved for private networks.
- Unresolved IP Address - Category for IP addresses that did not resolve to a domain (perhaps because DNS resolution was disabled).

The domain name shown is the second-level domain name, such as webtrends.com. For example, all visitors from sales.webtrends.com, us.sales.webtrends.com, and service.webtrends.com are combined in the statistics for webtrends.com. If the top-level domain name is a country code, then the third-level domain name is shown also (for example, anycompany.com.au).

#### Visits

Number of visits to your site from this organization. A visit is a series of actions that begins when a visitor views their first page from the server, and ends when the visitor leaves the site or remains idle beyond the idle-time limit. The default idle-time limit is thirty minutes. This time limit can be changed by the system administrator.

#### Hits

Number of hits to your site from this organization. Each file requested by a visitor registers as a hit. There can be several hits on each page. While the volume of hits reflects the amount of server traffic, it is not an accurate reflection of the number of pages viewed.



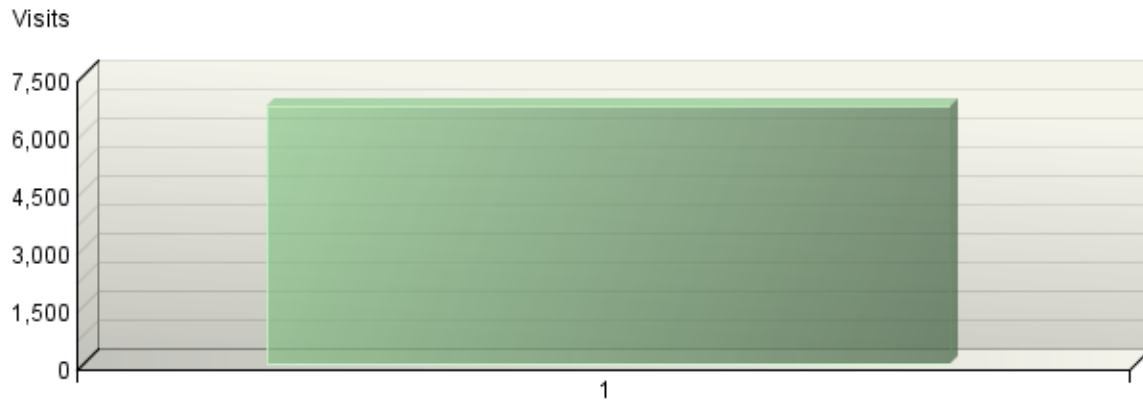
### **Report Descriptions**

Use this information when you are interested in an organization as a whole, such as Webtrends Inc. You can identify the major domain names from each company, such as webtrends.com from WebTrends Inc.

# Domain Names

This report lists the domain name that generates the most activity to your web site.

## Domain Names



## Domain Names

Domain Name	Visits	% Visits	Hits
■ 1. Unresolved IP Address	6,721	100.00%	15,227
<b>Total</b>	<b>6,721</b>	<b>100.00%</b>	<b>15,227</b>

items 1-1 of 1

## Domain Names - Help Card



### Column Definitions

#### Domain Name

The text name (for example, webtrends.com) corresponding to the visitor's IP address. The domain name can be determined from any of the following methods:

- The domain was logged by the web server.
- The IP address matched an Intranet Domain configuration within the Admin Console.
- DNS resolution.

IP addresses that do not resolve to a domain by these methods are categorized as follows:

- Reserved IP Address - The IP address falls within a block of reserved addresses. For example, 192.168.x.x and 10.x.x.x addresses are reserved for private networks.
- Unresolved IP Address - Category for IP addresses that did not resolve to a domain (perhaps because DNS resolution was disabled).

The domain name shown is the second-level domain name, such as webtrends.com. For example, all visitors from sales.webtrends.com, us.sales.webtrends.com, and service.webtrends.com are combined in the statistics for webtrends.com. If the top-level domain name is a country code, then the third-level domain name is shown also (for example, anycompany.com.au).

#### Visits

Number of visits to your site from this domain name. A visit is a series of actions that begins when a visitor views their first page from the server, and ends when the visitor leaves the site or remains idle beyond the idle-time limit. The default idle-time limit is thirty minutes. This time limit can be changed by the system administrator.

#### Hits

Number of hits to your site from this domain name. Each file requested by a visitor registers as a hit. There can be several hits on each page. While the volume of hits reflects the amount of server traffic, it is not an accurate reflection of the number of pages viewed.



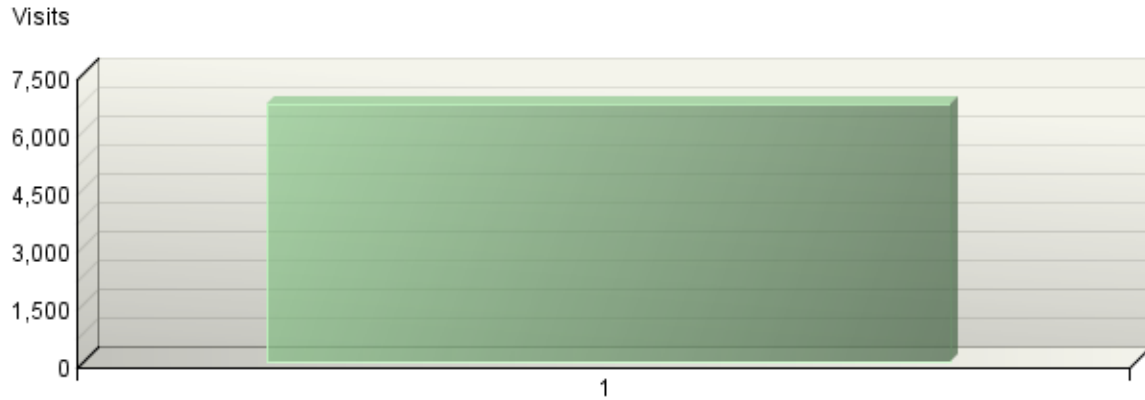
### Report Descriptions

Use this information when you are interested in high-level domain names of visitors generating the most activity to your web site.

# Top-Level Domain Types

This report provides a breakdown of top-level domain types.

**Top-Level Domain Types**



**Top-Level Domain Types**

Top-Level Domain Types	Visits	% Visits	Hits
■ Unresolved IP Address	6,721	100.00%	15,227
<b>Total</b>	<b>6,721</b>	<b>100.00%</b>	<b>15,227</b>

items 1-1 of 1

## Top-Level Domain Types - Help Card



### Column Definitions

#### Reserved IP Address

The IP address falls within a block of reserved addresses. For example, 192.168.x.x and 10.x.x.x addresses are reserved for private networks.

#### Unresolved IP Address

Category for IP addresses that did not resolve to a domain (perhaps because DNS resolution was disabled).

#### Unknown

The domain suffix did not match any of the top-level domain categories.

#### Top-Level Domain

The suffix of a domain name. A top-level domain can be based on the type of organization (.com, .edu, .museum, .name, etc) or it can be a country code (.uk, .de, .jp, .us, etc.). The top-level domain can be used to identify the type of web site. The following is a partial list of how this report categorizes top-level domains:

- ARPANET: .arpa
- Commercial: .com .co .com.[country code] .co.[country code] .firm.co .firm.ve .ltd.uk .info .biz
- Education: .edu .edu.[country-code] .ed.[country code] .ac.[country code] .school.[country code] .k12.[country code] .re.kr .sch.uk .edunet.tn
- International: .int .int.co .int.ve .intl.tn
- Government: .gov .gov.[country code] .gove.[country code] .go.[country code]
- Military: .mil .mil.[country code]
- Network: .net .ad.jp .ne.kr .net.[country code]
- Organization: .org .or .org.[country code] .or.[country code]
- Personal: .name

#### Visits

Number of visits to your site from the specified top-level domain. A visit is a series of actions that begins when a visitor views their first page from the server, and ends when the visitor leaves the site or remains idle beyond the idle-time limit. The default idle-time limit is thirty minutes. This time limit can be changed by the system administrator.

#### Hits

Number of hits to your site from the specified top-level domain. Each file requested by a visitor registers as a hit. There can be several hits on each page. While the volume of hits reflects the amount of server traffic, it is not an accurate reflection of the number of pages viewed.





### Report Descriptions

Consider which types of organizations are interested in your site, and consider how you can interest other types of organizations.

**Note:** This information can be displayed only if reverse DNS lookups have been performed. Even when DNS lookups are performed, some IP addresses cannot be resolved to a domain name.


**Total** - This represents the total visits or hits where there was sufficient information to identify the top-level domain. This number may be less than the total activity overall.

# Geography Dashboard

This page contains key graphs and tables that provide an overview of this chapter. When viewing through the on-demand interface, you can click on the title of a graph or table to navigate to the corresponding page.

## Regions


Visits



■ Unspecified Region

## Countries

Visits



■ Unknown Country

## North American States and Provinces

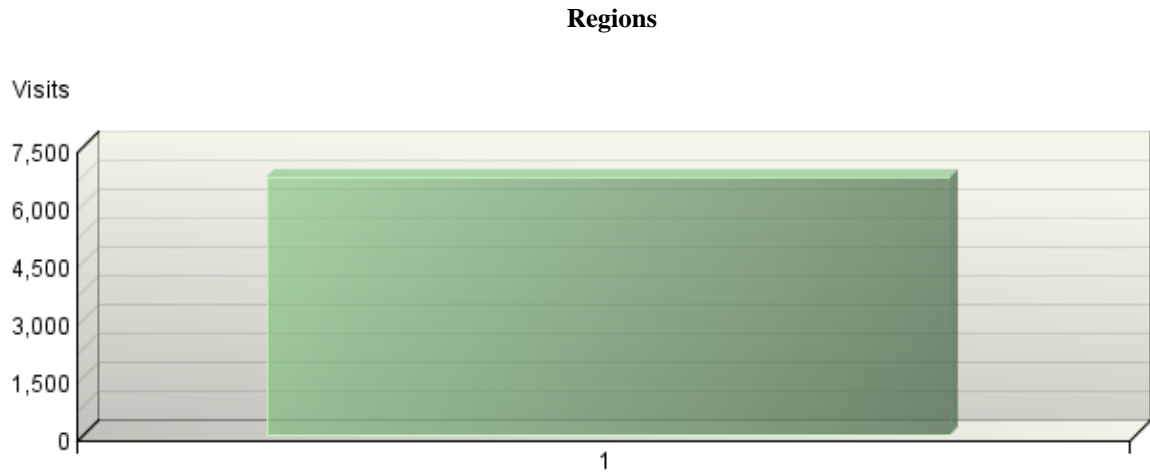
No data is available for this graph.

## Cities

No data is available for this graph.

# Regions

This report identifies the top geographic regions of the visitors to your site.



**Regions**

Regions	Visits	% Visits
■ 1. Unspecified Region	6,721	100.00%
<b>Total</b>	<b>6,721</b>	<b>100.00%</b>

items 1-1 of 1

## Regions - Help Card



### Column Definitions

#### Regions

The geographic part of the world where visitors to your web site are located. "Unspecified Region" represents visitors whose geographic region could not be determined. "Unknown Region" represents visitors whose country has been determined but not identified with a specific region. If the WebTrends GeoTrends Database is turned on for this profile, the region is determined by looking up the visitor's IP address in this database. If GeoTrends is not enabled, the region will be determined from the domain name.

#### Visits

Number of visits from this geographic region. A visit is a series of actions that begins when a visitor views their first page from the server, and ends when the visitor leaves the site or remains idle beyond the idle-time limit. The default idle-time limit is thirty minutes. This time limit can be changed by the system administrator.

%

Percentage of total visits that were from this geographic region.



### Report Descriptions

This information can help you meet the needs of your target audience as well as discover new audiences. Consider how you can make the content comprehensive and relevant to an international audience.

Values for "Unspecified Region" represent visitors whose geographic region cannot be determined. Values for "Unknown Region" represent visitors whose country can be determined but whose country is not associated with a specific region. Values for "Unknown States" or "Unknown Cities" represent hits for which the IP address does not match an entry in GeoTrends database. This is the case for countries that do not have states or simply entries for which this information was not provided in the GeoTrends database.

**Note:** Use this information carefully because it is based on Internet registration, and may not always be an accurate identifier of the visitor's actual location.

# Countries

This report identifies the top countries of the visitors to your site.

**Countries**



**Countries**

Countries	Visits	% Visits
■ 1. Unknown Country	6,721	100.00%
<b>Total</b>	<b>6,721</b>	<b>100.00%</b>

items 1-1 of 1

## Countries - Help Card



### Column Definitions

#### Countries

If the WebTrends GeoTrends Database is turned on for this profile, the country is determined by looking up the visitor's IP address in this database. If GeoTrends is not enabled, the country will be determined from the domain name.

#### Visits

Number of visits from the specified country. A visit is a series of actions that begins when a visitor views their first page from the server, and ends when the visitor leaves the site or remains idle beyond the idle-time limit. The default idle-time limit is thirty minutes. This time limit can be changed by the system administrator.

#### %

Percentage of total visits from the specified country.

#### Unknown Country

The country associated with the visitor's domain name could not be determined.



### Report Descriptions

This information can help you meet the needs of your target audience as well as discover new audiences. Consider how you can make the content comprehensive and relevant to an international audience.

**Note:** Use this information carefully because it is based on Internet registration, and may not always be an accurate identifier of the visitor's actual location.

# North American States and Provinces

If you have enabled the WebTrends GeoTrends Database for this profile, this page will list the states and provinces of North America with your most active visitors.

## North American States and Provinces

No data is available for this graph.

## North American States and Provinces

No data is available for this table.

### North American States and Provinces - Help Card



#### Column Definitions

##### States and Provinces

If the WebTrends GeoTrends Database is turned on for this profile, the location is determined by looking up the visitor's IP address in this database.

##### Visits

Number of visits from this state or province. A visit is a series of actions that begins when a visitor views their first page from the server, and ends when the visitor leaves the site or remains idle beyond the idle-time limit. The default idle-time limit is thirty minutes. This time limit can be changed by the system administrator.

##### %

Percentage of total visits from this state or province.



#### Report Descriptions

This information can help you meet the needs of your target audience as well as discover new audiences. Consider how you can make the content comprehensive and relevant to an international audience.

**Note:** Use this information carefully, because it is based on Internet registration and may not always be an accurate identifier of the visitor's actual location.

# Cities

If you have enabled the WebTrends GeoTrends Database for this profile, this page will list the cities with your most active visitors.

## Cities

No data is available for this graph.

## Cities

No data is available for this table.

### Cities - Help Card



#### Column Definitions

##### City

If the WebTrends GeoTrends Database is turned on for this profile, the location is determined by looking up the visitor's IP address in this database.

##### Visits

Number of visits from this city. A visit is a series of actions that begins when a visitor views their first page from the server, and ends when the visitor leaves the site or remains idle beyond the idle-time limit. The default idle-time limit is thirty minutes. This time limit can be changed by the system administrator.

##### %

Percentage of total visits from this city.



#### Report Descriptions

This information can help you meet the needs of your target audience as well as discover new audiences. Consider how you can make the content comprehensive and relevant to an international audience.

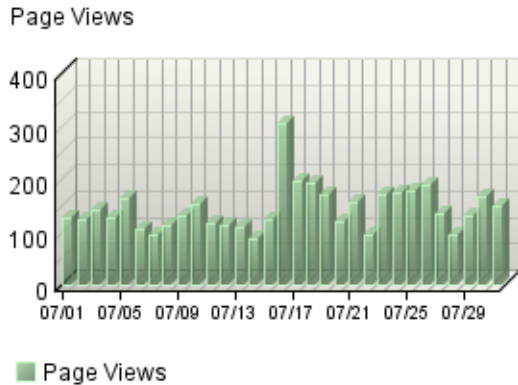
**Note:** Use this information carefully because it is based on Internet registration, and may not always be an accurate identifier of the visitor's actual location.



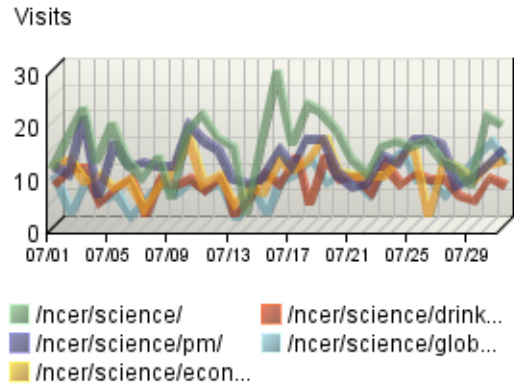
# Pages Dashboard

This displays key graphs and tables that provide an overview of the Pages chapter. When viewing through the on-demand interface, you can click on the title of a graph or table to navigate to the corresponding page.

**Page Views Trend**



**Pages Trend**



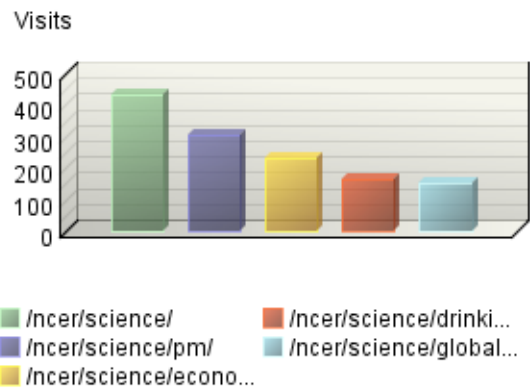
**Content Groups**

No data is available for this graph.

**Page View Summary**

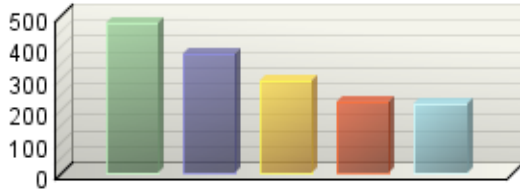
Page Views	4,461
Average per Day	143
Average Page Views per Visit	0.66

**Entry Pages**



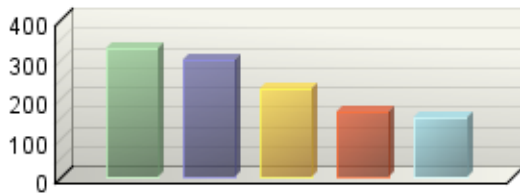
### Pages

Visits



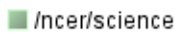

### Exit Pages

Visits



### Directories

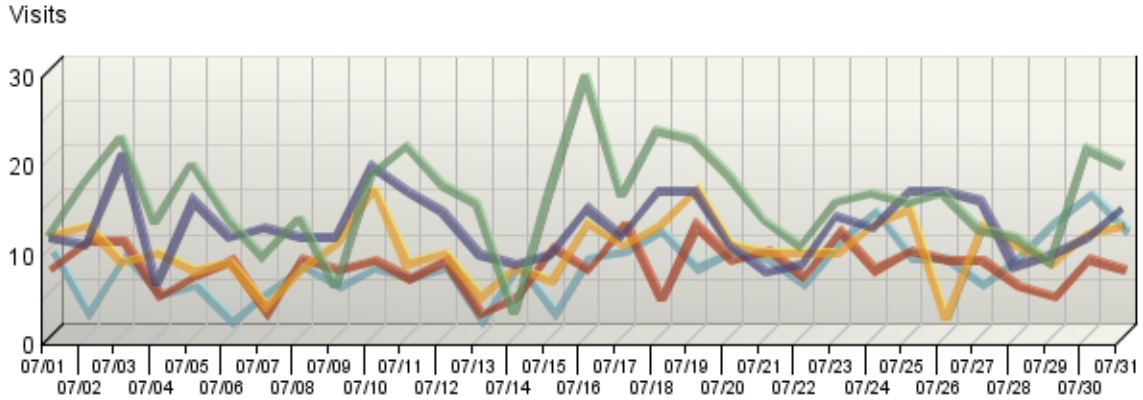
Visits



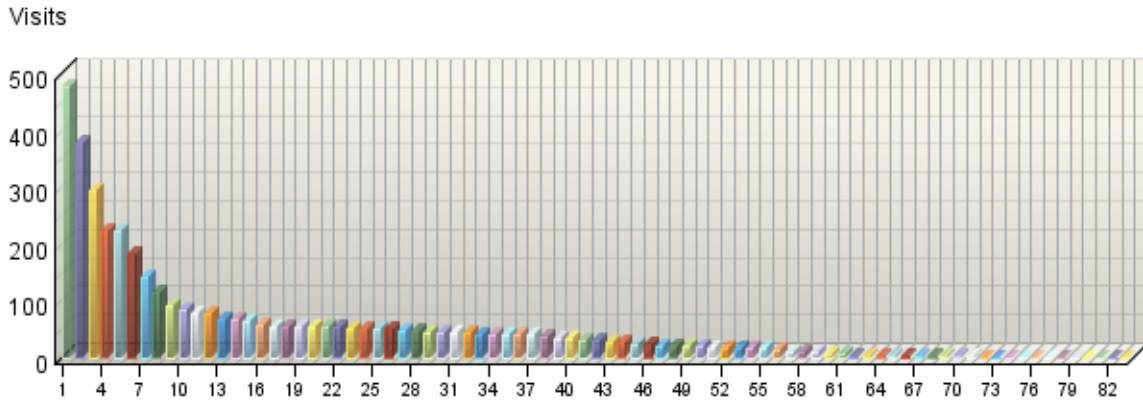
# Pages

This identifies the most popular web pages on your site and shows you the number of visits for each, and displays the average length of time the page was viewed.

**Pages Trend**



**Pages**



**Pages**

	Pages	Visits	Views	Average Time Viewed
■ 1.	<b>EPA: National Center For Environmental Research</b> <a href="http://es.epa.gov/ncer/science/">http://es.epa.gov/ncer/science/</a>	477	526	00:02:04

	<b>Pages</b>	<b>Visits</b>	<b>Views</b>	<b>Average Time Viewed</b>
2.	<b>Environmental Protection Agency</b> <a href="http://es.epa.gov/ncer/science/pm/">http://es.epa.gov/ncer/science/pm/</a>	378	451	00:02:00
3.	<b>Environmental Protection Agency</b> <a href="http://es.epa.gov/ncer/science/economics/">http://es.epa.gov/ncer/science/economics/</a>	293	330	00:01:12
4.	<b>EPA: NCER: Science Topics: Drinking Water</b> <a href="http://es.epa.gov/ncer/science/drinkingwater/">http://es.epa.gov/ncer/science/drinkingwater/</a>	224	242	00:01:53
5.	<b>EPA: NCER: Science Topics: Global Change: Background</b> <a href="http://es.epa.gov/ncer/science/globalclimate/">http://es.epa.gov/ncer/science/globalclimate/</a>	222	241	00:02:42
6.	<b>Background/About TSE   Technology for a Sustainable Environment   Science Topics   NCER   EPA</b> <a href="http://es.epa.gov/ncer/science/tse/">http://es.epa.gov/ncer/science/tse/</a>	183	210	00:02:29
7.	<b>Endocrine Disruptors Research   Science Topics   NCER   ORD   US EPA</b> <a href="http://es.epa.gov/ncer/science/endocrine/">http://es.epa.gov/ncer/science/endocrine/</a>	143	177	00:01:39
8.	<b>EPA: NCER: Science Topics: Drinking Water: Research Results</b> <a href="http://es.epa.gov/ncer/science/drinkingwater/results.html">http://es.epa.gov/ncer/science/drinkingwater/results.html</a>	116	117	00:01:30
9.	<b>Environmental Protection Agency</b> <a href="http://es.epa.gov/ncer/science/economics/economics.html">http://es.epa.gov/ncer/science/economics/economics.html</a>	92	93	00:03:42
10.	<b>Environmental Protection Agency</b> <a href="http://es.epa.gov/ncer/science/pm/centers.html">http://es.epa.gov/ncer/science/pm/centers.html</a>	84	85	00:04:07
11.	<b>Success Stories   Technology for a Sustainable Environment   Science Topics   NCER   EPA</b> <a href="http://es.epa.gov/ncer/science/tse/success.html">http://es.epa.gov/ncer/science/tse/success.html</a>	78	81	00:02:32
12.	<b>EPA: NCER: Science Topics: Global Change: Solicitations</b> <a href="http://es.epa.gov/ncer/science/globalclimate/solicitations.html">http://es.epa.gov/ncer/science/globalclimate/solicitations.html</a>	77	78	00:00:30
13.	<b>Environmental Protection Agency</b> <a href="http://es.epa.gov/ncer/science/pm/other.html">http://es.epa.gov/ncer/science/pm/other.html</a>	68	71	00:02:34
14.	<b>EPA: NCER: Science Topics: Global Change: Research Results</b> <a href="http://es.epa.gov/ncer/science/globalclimate/research.html">http://es.epa.gov/ncer/science/globalclimate/research.html</a>	68	69	00:02:31
15.	<b>Environmental Protection Agency</b> <a href="http://es.epa.gov/ncer/science/pm/solicitations.html">http://es.epa.gov/ncer/science/pm/solicitations.html</a>	63	65	00:02:13
16.	<b>Environmental Protection Agency</b> <a href="http://es.epa.gov/ncer/science/economics/recipients.html">http://es.epa.gov/ncer/science/economics/recipients.html</a>	59	59	00:02:40
17.	<b>Environmental Protection Agency</b> <a href="http://es.epa.gov/ncer/science/pm/hei/hei_special.html">http://es.epa.gov/ncer/science/pm/hei/hei_special.html</a>	55	55	00:04:36

	Pages	Visits	Views	Average Time Viewed
18.	<b>Environmental Protection Agency</b> <a href="http://es.epa.gov/ncer/science/economics/external.html">http://es.epa.gov/ncer/science/economics/external.html</a>	54	55	00:01:51
19.	<b>EPA: NCER: Science Topics: Global Change: Recipients and their Research Projects</b> <a href="http://es.epa.gov/ncer/science/globalclimate/recipients.html">http://es.epa.gov/ncer/science/globalclimate/recipients.html</a>	54	56	00:03:00
20.	<b>Environmental Protection Agency</b> <a href="http://es.epa.gov/ncer/science/economics/reviews.html">http://es.epa.gov/ncer/science/economics/reviews.html</a>	54	54	00:04:04
21.	<b>Environmental Protection Agency</b> <a href="http://es.epa.gov/ncer/science/economics/other.html">http://es.epa.gov/ncer/science/economics/other.html</a>	54	54	00:02:59
22.	<b>Environmental Protection Agency</b> <a href="http://es.epa.gov/ncer/science/economics/summary.html">http://es.epa.gov/ncer/science/economics/summary.html</a>	53	54	00:02:46
23.	<b>EPA: NCER: Science Topics: Drinking Water: Recipients and their Research Projects</b> <a href="http://es.epa.gov/ncer/science/drinkingwater/recipients.html">http://es.epa.gov/ncer/science/drinkingwater/recipients.html</a>	52	52	00:03:26
24.	<b>Environmental Protection Agency</b> <a href="http://es.epa.gov/ncer/science/pm/results2.html">http://es.epa.gov/ncer/science/pm/results2.html</a>	51	55	00:05:28
25.	<b>Consequences of Global Change for Air Quality Progress Review   EVENTS   Global Change   Science Topics   NCER   ORD   EPA</b> <a href="http://es.epa.gov/ncer/science/globalclimate/02_22_07_event.html">http://es.epa.gov/ncer/science/globalclimate/02_22_07_event.html</a>	51	51	00:02:27
26.	<b>Environmental Protection Agency</b> <a href="http://es.epa.gov/ncer/science/pm/recipients.html">http://es.epa.gov/ncer/science/pm/recipients.html</a>	49	52	00:00:42
27.	<b>Environmental Protection Agency</b> <a href="http://es.epa.gov/ncer/science/pm/reviews.html">http://es.epa.gov/ncer/science/pm/reviews.html</a>	48	48	00:02:03
28.	<b>Program Reviews, Publications, and Workshops   Technology for a Sustainable Environment   Science Topics   NCER   EPA</b> <a href="http://es.epa.gov/ncer/science/tse/reviews.html">http://es.epa.gov/ncer/science/tse/reviews.html</a>	47	49	00:03:42
29.	<b>EPA: NCER: Science Topics: Global Change: Program Reviews and Evaluations</b> <a href="http://es.epa.gov/ncer/science/globalclimate/evaluations.html">http://es.epa.gov/ncer/science/globalclimate/evaluations.html</a>	45	45	00:03:24
30.	<b>Environmental Protection Agency</b> <a href="http://es.epa.gov/ncer/science/economics/results2.html">http://es.epa.gov/ncer/science/economics/results2.html</a>	45	45	00:01:55
31.	<b>Environmental Protection Agency</b> <a href="http://es.epa.gov/ncer/science/pm/results4.html">http://es.epa.gov/ncer/science/pm/results4.html</a>	43	43	00:04:00

	Pages	Visits	Views	Average Time Viewed
32.	<b>Recipients and Their Research Projects   Technology for a Sustainable Environment   Science Topics   NCER   EPA</b> <a href="http://es.epa.gov/ncer/science/tse/recipients.html">http://es.epa.gov/ncer/science/tse/recipients.html</a>	43	43	00:04:32
33.	<b>TSE Results   Technology for a Sustainable Environment   Science Topics   NCER   EPA</b> <a href="http://es.epa.gov/ncer/science/tse/results.html">http://es.epa.gov/ncer/science/tse/results.html</a>	42	43	00:02:53
34.	<b>EPA: NCER: Science Topics: Drinking Water: NCER Factsheets/Other Pubs</b> <a href="http://es.epa.gov/ncer/science/drinkingwater/factsheet.html">http://es.epa.gov/ncer/science/drinkingwater/factsheet.html</a>	41	41	00:08:04
35.	<b>EPA: NCER: Science Topics: Drinking Water: Solicitations</b> <a href="http://es.epa.gov/ncer/science/drinkingwater/solicitations.html">http://es.epa.gov/ncer/science/drinkingwater/solicitations.html</a>	41	41	00:02:25
36.	<b>All Records   Technology for a Sustainable Environment   Science Topics   NCER   EPA</b> <a href="http://es.epa.gov/ncer/science/tse/allrec.html">http://es.epa.gov/ncer/science/tse/allrec.html</a>	41	41	00:04:22
37.	<b>EPA: NCER: Science Topics: Global Change: NCER Factsheets/Other Pubs</b> <a href="http://es.epa.gov/ncer/science/globalclimate/factsheet.html">http://es.epa.gov/ncer/science/globalclimate/factsheet.html</a>	40	40	00:03:17
38.	<b>EPA: NCER: Science Topics: Drinking Water: Program Reviews and Evaluations</b> <a href="http://es.epa.gov/ncer/science/drinkingwater/evaluations.html">http://es.epa.gov/ncer/science/drinkingwater/evaluations.html</a>	36	36	00:03:41
39.	<b>Research Projects   Endocrine Disruptors Research   Science Topics   NCER   ORD   US EPA</b> <a href="http://es.epa.gov/ncer/science/endocrine/researchproj.html">http://es.epa.gov/ncer/science/endocrine/researchproj.html</a>	35	38	00:02:49
40.	<b>Environmental Protection Agency</b> <a href="http://es.epa.gov/ncer/science/economics/results3.html">http://es.epa.gov/ncer/science/economics/results3.html</a>	33	33	00:06:20
41.	<b>Solicitations   Endocrine Disruptors Research   Science Topics   NCER   ORD   US EPA</b> <a href="http://es.epa.gov/ncer/science/endocrine/solicitations.html">http://es.epa.gov/ncer/science/endocrine/solicitations.html</a>	31	31	00:02:44
42.	<b>EPA: NCER: Science Topics: Drinking Water: Partnership Projects</b> <a href="http://es.epa.gov/ncer/science/drinkingwater/partnership.html">http://es.epa.gov/ncer/science/drinkingwater/partnership.html</a>	31	31	00:02:57
43.	<b>Environmental Protection Agency</b> <a href="http://es.epa.gov/ncer/science/pm/results3.html">http://es.epa.gov/ncer/science/pm/results3.html</a>	27	27	00:02:57

	Pages	Visits	Views	Average Time Viewed
■ 44.	<b>News and Events   Endocrine Disruptors Research   Science Topics   NCER   ORD   US EPA</b> <a href="http://es.epa.gov/ncer/science/endocrine/newsevent.html">http://es.epa.gov/ncer/science/endocrine/newsevent.html</a>	26	26	00:01:42
■ 45.	<b>Research Results   Endocrine Disruptors Research   Science Topics   NCER   ORD   US EPA</b> <a href="http://es.epa.gov/ncer/science/endocrine/highlights.html">http://es.epa.gov/ncer/science/endocrine/highlights.html</a>	25	25	00:02:39
■ 46.	<b>Reports and Publications   Endocrine Disruptors Research   Science Topics   NCER   ORD   US EPA</b> <a href="http://es.epa.gov/ncer/science/endocrine/reportspub.html">http://es.epa.gov/ncer/science/endocrine/reportspub.html</a>	23	23	00:04:22
■ 47.	<b>Related Links   Endocrine Disruptors Research   Science Topics   NCER   ORD   US EPA</b> <a href="http://es.epa.gov/ncer/science/endocrine/relatedlinks.html">http://es.epa.gov/ncer/science/endocrine/relatedlinks.html</a>	21	21	00:03:48
■ 48.	<b>Partnership Projects   Technology for a Sustainable Environment   Science Topics   NCER   EPA</b> <a href="http://es.epa.gov/ncer/science/tse/partnership.html">http://es.epa.gov/ncer/science/tse/partnership.html</a>	20	20	00:00:00
■ 49.	<b>Environmental Protection Agency</b> <a href="http://es.epa.gov/ncer/science/pm/hei/hei_diesel.html">http://es.epa.gov/ncer/science/pm/hei/hei_diesel.html</a>	19	19	00:00:58
■ 50.	<b>Solicitations   Technology for a Sustainable Environment   Science Topics   NCER   EPA</b> <a href="http://es.epa.gov/ncer/science/tse/solicitations.html">http://es.epa.gov/ncer/science/tse/solicitations.html</a>	19	19	00:00:00
■ 51.	<b>Human Health   Research Projects   Endocrine Disruptors Research   Science Topics   NCER   ORD   US EPA</b> <a href="http://es.epa.gov/ncer/science/endocrine/humanhealth.html">http://es.epa.gov/ncer/science/endocrine/humanhealth.html</a>	17	17	00:03:31
■ 52.	<b>Environmental Protection Agency</b> <a href="http://es.epa.gov/ncer/science/pm/hei/hei_experimental.html">http://es.epa.gov/ncer/science/pm/hei/hei_experimental.html</a>	17	17	00:05:23
■ 53.	<b>Wildlife   Research Projects   Endocrine Disruptors Research   Science Topics   NCER   ORD   US EPA</b> <a href="http://es.epa.gov/ncer/science/endocrine/wildlife.html">http://es.epa.gov/ncer/science/endocrine/wildlife.html</a>	16	16	00:04:35
■ 54.	<b>Early Developmental Outcomes   Research Projects   Endocrine Disruptors Research   Science Topics   NCER   ORD   US EPA</b> <a href="http://es.epa.gov/ncer/science/endocrine/development.html">http://es.epa.gov/ncer/science/endocrine/development.html</a>	16	16	00:03:20

	Pages	Visits	Views	Average Time Viewed
55.	<b>Environmental Protection Agency</b> <a href="http://es.epa.gov/ncer/science/pm/hei/hei_epidemiology.html">http://es.epa.gov/ncer/science/pm/hei/hei_epidemiology.html</a>	16	16	00:04:29
56.	<a href="http://es.epa.gov/ncer/science/endocrine/pdf/2006endoworkshop.html">http://es.epa.gov/ncer/science/endocrine/pdf/2006endoworkshop.html</a>	12	13	00:14:34
57.	<b>Advanced Search   NCER   ORD   US EPA</b> <a href="http://es.epa.gov/ncer/science/endocrine/reports.html">http://es.epa.gov/ncer/science/endocrine/reports.html</a>	11	11	00:05:44
58.	<b>Screening   Research Projects   Endocrine Disruptors Research   Science Topics   NCER   ORD   US EPA</b> <a href="http://es.epa.gov/ncer/science/endocrine/screening.html">http://es.epa.gov/ncer/science/endocrine/screening.html</a>	10	10	00:01:48
59.	<b>Archive   News and Events   Endocrine Disruptors Research   Science Topics   NCER   ORD   US EPA</b> <a href="http://es.epa.gov/ncer/science/endocrine/archive_newsevent.html">http://es.epa.gov/ncer/science/endocrine/archive_newsevent.html</a>	9	9	00:11:31
60.	<b>EPA: ORD: NCER: Advanced Search</b> <a href="http://es.epa.gov/ncer/science/endocrine/edcscreeningprojects.html">http://es.epa.gov/ncer/science/endocrine/edcscreeningprojects.html</a>	8	8	00:03:41
61.	<b>Index of /ncer/science/endocrine/pdf/review/</b> <a href="http://es.epa.gov/ncer/science/endocrine/pdf/review/">http://es.epa.gov/ncer/science/endocrine/pdf/review/</a>	6	9	00:00:01
62.	<b>Index of /ncer/science/endocrine/pdf/development/</b> <a href="http://es.epa.gov/ncer/science/endocrine/pdf/development/">http://es.epa.gov/ncer/science/endocrine/pdf/development/</a>	5	9	00:00:02
63.	<a href="http://es.epa.gov/ncer/science/endocrine/results.html">http://es.epa.gov/ncer/science/endocrine/results.html</a>	4	4	00:00:10
64.	<b>Index of /ncer/science/pm/hei/</b> <a href="http://es.epa.gov/ncer/science/pm/hei/">http://es.epa.gov/ncer/science/pm/hei/</a>	4	4	00:00:17
65.	<a href="http://es.epa.gov/ncer/science/endocrine/partnership.html">http://es.epa.gov/ncer/science/endocrine/partnership.html</a>	3	3	00:00:53
66.	<b>Index of /ncer/science/endocrine/pdf/</b> <a href="http://es.epa.gov/ncer/science/endocrine/pdf/">http://es.epa.gov/ncer/science/endocrine/pdf/</a>	3	3	00:00:00
67.	<b>EPA: National Center For Environmental Research</b> <a href="http://es.epa.gov/ncer/science/additional/pm/highlights.html">http://es.epa.gov/ncer/science/additional/pm/highlights.html</a>	3	3	00:00:00
68.	<b>Index of /ncer/science/endocrine/pdf/wildlife/</b> <a href="http://es.epa.gov/ncer/science/endocrine/pdf/wildlife/">http://es.epa.gov/ncer/science/endocrine/pdf/wildlife/</a>	3	6	00:00:01
69.	<b>Index of /ncer/science/endocrine/pdf/workshop06/</b> <a href="http://es.epa.gov/ncer/science/endocrine/pdf/workshop06/">http://es.epa.gov/ncer/science/endocrine/pdf/workshop06/</a>	3	5	00:00:00
70.	<a href="http://es.epa.gov/ncer/science/endocrine/recipients.html">http://es.epa.gov/ncer/science/endocrine/recipients.html</a>	3	3	00:00:00



	Pages	Visits	Views	Average Time Viewed
71.	<b>Index of /ncer/science/pm/hei/_notes/</b> <a href="http://es.epa.gov/ncer/science/pm/hei/_notes/">http://es.epa.gov/ncer/science/pm/hei/_notes/</a>	2	4	00:00:00
72.	<b>EPA: National Center For Environmental Research</b> <a href="http://es.epa.gov/ncer/science/pm/topical/pmsensitivestar.html">http://es.epa.gov/ncer/science/pm/topical/pmsensitivestar.html</a>	1	1	00:00:00
73.	<a href="http://es.epa.gov/ncer/science/endocrine/research_results_screening.html">http://es.epa.gov/ncer/science/endocrine/research_results_screening.html</a>	1	1	00:00:00
74.	<b>EPA: National Center For Environmental Research</b> <a href="http://es.epa.gov/ncer/science/pm/topical/pmmodel.html">http://es.epa.gov/ncer/science/pm/topical/pmmodel.html</a>	1	1	00:00:00
75.	<b>Index of /ncer/science/endocrine/pdf/humanhealth/</b> <a href="http://es.epa.gov/ncer/science/endocrine/pdf/humanhealth/">http://es.epa.gov/ncer/science/endocrine/pdf/humanhealth/</a>	1	2	00:00:01
76.	<b>EPA: NCER: Tabular Query Results of NCER Program and Solicitation Information</b> <a href="http://es.epa.gov/ncer/science/economics/topic/compliancecostandp2.html">http://es.epa.gov/ncer/science/economics/topic/compliancecostandp2.html</a>	1	1	00:00:00
77.	<b>Index of /ncer/science/endocrine/pdf/screening/</b> <a href="http://es.epa.gov/ncer/science/endocrine/pdf/screening/">http://es.epa.gov/ncer/science/endocrine/pdf/screening/</a>	1	2	00:00:04
78.	<a href="http://es.epa.gov/ncer/science/endocrine/evaluations.html">http://es.epa.gov/ncer/science/endocrine/evaluations.html</a>	1	1	00:00:00
79.	<a href="http://es.epa.gov/ncer/science/endocrine/research_results_wildlife.html">http://es.epa.gov/ncer/science/endocrine/research_results_wildlife.html</a>	1	1	00:00:00
80.	<b>Untitled Document</b> <a href="http://es.epa.gov/ncer/science/tse/bigtable.htm">http://es.epa.gov/ncer/science/tse/bigtable.htm</a>	1	1	00:00:00
81.	<b>Background/About TSE   Technology for a Sustainable Environment   Science Topics   NCER   EPA</b> <a href="http://es.epa.gov/ncer/science//tse/">http://es.epa.gov/ncer/science//tse/</a>	1	1	00:00:03
82.	<a href="http://es.epa.gov/ncer/science/endocrine/ISICited.html">http://es.epa.gov/ncer/science/endocrine/ISICited.html</a>	1	1	00:00:00
83.	<a href="http://es.epa.gov/ncer/science/endocrine/research_results_development.html">http://es.epa.gov/ncer/science/endocrine/research_results_development.html</a>	1	1	00:00:00
<b>Total</b>		-	<b>4,461</b>	-

items 1-83 of 83

Pages

	Pages	Average Time to Serve (ms)
1.	<b>EPA: National Center For Environmental Research</b> <a href="http://es.epa.gov/ncer/science/">http://es.epa.gov/ncer/science/</a>	0
2.	<b>Environmental Protection Agency</b> <a href="http://es.epa.gov/ncer/science/pm/">http://es.epa.gov/ncer/science/pm/</a>	0
3.	<b>Environmental Protection Agency</b> <a href="http://es.epa.gov/ncer/science/economics/">http://es.epa.gov/ncer/science/economics/</a>	0
4.	<b>EPA: NCER: Science Topics: Drinking Water</b> <a href="http://es.epa.gov/ncer/science/drinkingwater/">http://es.epa.gov/ncer/science/drinkingwater/</a>	0
5.	<b>EPA: NCER: Science Topics: Global Change: Background</b> <a href="http://es.epa.gov/ncer/science/globalclimate/">http://es.epa.gov/ncer/science/globalclimate/</a>	0
6.	<b>Background/About TSE   Technology for a Sustainable Environment   Science Topics   NCER   EPA</b> <a href="http://es.epa.gov/ncer/science/tse/">http://es.epa.gov/ncer/science/tse/</a>	0
7.	<b>Endocrine Disruptors Research   Science Topics   NCER   ORD   US EPA</b> <a href="http://es.epa.gov/ncer/science/endocrine/">http://es.epa.gov/ncer/science/endocrine/</a>	0
8.	<b>EPA: NCER: Science Topics: Drinking Water: Research Results</b> <a href="http://es.epa.gov/ncer/science/drinkingwater/results.html">http://es.epa.gov/ncer/science/drinkingwater/results.html</a>	0
9.	<b>Environmental Protection Agency</b> <a href="http://es.epa.gov/ncer/science/economics/economics.html">http://es.epa.gov/ncer/science/economics/economics.html</a>	0
10.	<b>Environmental Protection Agency</b> <a href="http://es.epa.gov/ncer/science/pm/centers.html">http://es.epa.gov/ncer/science/pm/centers.html</a>	0
11.	<b>Success Stories   Technology for a Sustainable Environment   Science Topics   NCER   EPA</b> <a href="http://es.epa.gov/ncer/science/tse/success.html">http://es.epa.gov/ncer/science/tse/success.html</a>	0
12.	<b>EPA: NCER: Science Topics: Global Change: Solicitations</b> <a href="http://es.epa.gov/ncer/science/globalclimate/solicitations.html">http://es.epa.gov/ncer/science/globalclimate/solicitations.html</a>	0
13.	<b>Environmental Protection Agency</b> <a href="http://es.epa.gov/ncer/science/pm/other.html">http://es.epa.gov/ncer/science/pm/other.html</a>	0
14.	<b>EPA: NCER: Science Topics: Global Change: Research Results</b> <a href="http://es.epa.gov/ncer/science/globalclimate/research.html">http://es.epa.gov/ncer/science/globalclimate/research.html</a>	0
15.	<b>Environmental Protection Agency</b> <a href="http://es.epa.gov/ncer/science/pm/solicitations.html">http://es.epa.gov/ncer/science/pm/solicitations.html</a>	0
16.	<b>Environmental Protection Agency</b> <a href="http://es.epa.gov/ncer/science/economics/recipients.html">http://es.epa.gov/ncer/science/economics/recipients.html</a>	0

	Pages	Average Time to Serve (ms)
17.	<b>Environmental Protection Agency</b> <a href="http://es.epa.gov/ncer/science/pm/hei/hei_special.html">http://es.epa.gov/ncer/science/pm/hei/hei_special.html</a>	0
18.	<b>Environmental Protection Agency</b> <a href="http://es.epa.gov/ncer/science/economics/external.html">http://es.epa.gov/ncer/science/economics/external.html</a>	0
19.	<b>EPA: NCER: Science Topics: Global Change: Recipients and their Research Projects</b> <a href="http://es.epa.gov/ncer/science/globalclimate/recipients.html">http://es.epa.gov/ncer/science/globalclimate/recipients.html</a>	0
20.	<b>Environmental Protection Agency</b> <a href="http://es.epa.gov/ncer/science/economics/reviews.html">http://es.epa.gov/ncer/science/economics/reviews.html</a>	0
21.	<b>Environmental Protection Agency</b> <a href="http://es.epa.gov/ncer/science/economics/other.html">http://es.epa.gov/ncer/science/economics/other.html</a>	0
22.	<b>Environmental Protection Agency</b> <a href="http://es.epa.gov/ncer/science/economics/summary.html">http://es.epa.gov/ncer/science/economics/summary.html</a>	0
23.	<b>EPA: NCER: Science Topics: Drinking Water: Recipients and their Research Projects</b> <a href="http://es.epa.gov/ncer/science/drinkingwater/recipients.html">http://es.epa.gov/ncer/science/drinkingwater/recipients.html</a>	0
24.	<b>Environmental Protection Agency</b> <a href="http://es.epa.gov/ncer/science/pm/results2.html">http://es.epa.gov/ncer/science/pm/results2.html</a>	0
25.	<b>Consequences of Global Change for Air Quality Progress Review   EVENTS   Global Change   Science Topics   NCER   ORD   EPA</b> <a href="http://es.epa.gov/ncer/science/globalclimate/02_22_07_event.html">http://es.epa.gov/ncer/science/globalclimate/02_22_07_event.html</a>	0
26.	<b>Environmental Protection Agency</b> <a href="http://es.epa.gov/ncer/science/pm/recipients.html">http://es.epa.gov/ncer/science/pm/recipients.html</a>	0
27.	<b>Environmental Protection Agency</b> <a href="http://es.epa.gov/ncer/science/pm/reviews.html">http://es.epa.gov/ncer/science/pm/reviews.html</a>	0
28.	<b>Program Reviews, Publications, and Workshops   Technology for a Sustainable Environment   Science Topics   NCER   EPA</b> <a href="http://es.epa.gov/ncer/science/tse/reviews.html">http://es.epa.gov/ncer/science/tse/reviews.html</a>	0
29.	<b>EPA: NCER: Science Topics: Global Change: Program Reviews and Evaluations</b> <a href="http://es.epa.gov/ncer/science/globalclimate/evaluations.html">http://es.epa.gov/ncer/science/globalclimate/evaluations.html</a>	0
30.	<b>Environmental Protection Agency</b> <a href="http://es.epa.gov/ncer/science/economics/results2.html">http://es.epa.gov/ncer/science/economics/results2.html</a>	0

	Pages	Average Time to Serve (ms)
31.	<b>Environmental Protection Agency</b> <a href="http://es.epa.gov/ncer/science/pm/results4.html">http://es.epa.gov/ncer/science/pm/results4.html</a>	0
32.	<b>Recipients and Their Research Projects   Technology for a Sustainable Environment   Science Topics   NCER   EPA</b> <a href="http://es.epa.gov/ncer/science/tse/recipients.html">http://es.epa.gov/ncer/science/tse/recipients.html</a>	0
33.	<b>TSE Results   Technology for a Sustainable Environment   Science Topics   NCER   EPA</b> <a href="http://es.epa.gov/ncer/science/tse/results.html">http://es.epa.gov/ncer/science/tse/results.html</a>	0
34.	<b>EPA: NCER: Science Topics: Drinking Water: NCER Factsheets/Other Pubs</b> <a href="http://es.epa.gov/ncer/science/drinkingwater/factsheet.html">http://es.epa.gov/ncer/science/drinkingwater/factsheet.html</a>	0
35.	<b>EPA: NCER: Science Topics: Drinking Water: Solicitations</b> <a href="http://es.epa.gov/ncer/science/drinkingwater/solicitations.html">http://es.epa.gov/ncer/science/drinkingwater/solicitations.html</a>	0
36.	<b>All Records   Technology for a Sustainable Environment   Science Topics   NCER   EPA</b> <a href="http://es.epa.gov/ncer/science/tse/allrec.html">http://es.epa.gov/ncer/science/tse/allrec.html</a>	0
37.	<b>EPA: NCER: Science Topics: Global Change: NCER Factsheets/Other Pubs</b> <a href="http://es.epa.gov/ncer/science/globalclimate/factsheet.html">http://es.epa.gov/ncer/science/globalclimate/factsheet.html</a>	0
38.	<b>EPA: NCER: Science Topics: Drinking Water: Program Reviews and Evaluations</b> <a href="http://es.epa.gov/ncer/science/drinkingwater/evaluations.html">http://es.epa.gov/ncer/science/drinkingwater/evaluations.html</a>	0
39.	<b>Research Projects   Endocrine Disruptors Research   Science Topics   NCER   ORD   US EPA</b> <a href="http://es.epa.gov/ncer/science/endocrine/researchproj.html">http://es.epa.gov/ncer/science/endocrine/researchproj.html</a>	0
40.	<b>Environmental Protection Agency</b> <a href="http://es.epa.gov/ncer/science/economics/results3.html">http://es.epa.gov/ncer/science/economics/results3.html</a>	0
41.	<b>Solicitations   Endocrine Disruptors Research   Science Topics   NCER   ORD   US EPA</b> <a href="http://es.epa.gov/ncer/science/endocrine/solicitations.html">http://es.epa.gov/ncer/science/endocrine/solicitations.html</a>	0
42.	<b>EPA: NCER: Science Topics: Drinking Water: Partnership Projects</b> <a href="http://es.epa.gov/ncer/science/drinkingwater/partnership.html">http://es.epa.gov/ncer/science/drinkingwater/partnership.html</a>	0
43.	<b>Environmental Protection Agency</b> <a href="http://es.epa.gov/ncer/science/pm/results3.html">http://es.epa.gov/ncer/science/pm/results3.html</a>	0

	Pages	Average Time to Serve (ms)
44.	<b>News and Events   Endocrine Disruptors Research   Science Topics   NCER   ORD   US EPA</b> <a href="http://es.epa.gov/ncer/science/endocrine/newsevent.html">http://es.epa.gov/ncer/science/endocrine/newsevent.html</a>	0
45.	<b>Research Results   Endocrine Disruptors Research   Science Topics   NCER   ORD   US EPA</b> <a href="http://es.epa.gov/ncer/science/endocrine/highlights.html">http://es.epa.gov/ncer/science/endocrine/highlights.html</a>	0
46.	<b>Reports and Publications   Endocrine Disruptors Research   Science Topics   NCER   ORD   US EPA</b> <a href="http://es.epa.gov/ncer/science/endocrine/reportspub.html">http://es.epa.gov/ncer/science/endocrine/reportspub.html</a>	0
47.	<b>Related Links   Endocrine Disruptors Research   Science Topics   NCER   ORD   US EPA</b> <a href="http://es.epa.gov/ncer/science/endocrine/relatedlinks.html">http://es.epa.gov/ncer/science/endocrine/relatedlinks.html</a>	0
48.	<b>Partnership Projects   Technology for a Sustainable Environment   Science Topics   NCER   EPA</b> <a href="http://es.epa.gov/ncer/science/tse/partnership.html">http://es.epa.gov/ncer/science/tse/partnership.html</a>	0
49.	<b>Environmental Protection Agency</b> <a href="http://es.epa.gov/ncer/science/pm/hei/hei_diesel.html">http://es.epa.gov/ncer/science/pm/hei/hei_diesel.html</a>	0
50.	<b>Solicitations   Technology for a Sustainable Environment   Science Topics   NCER   EPA</b> <a href="http://es.epa.gov/ncer/science/tse/solicitations.html">http://es.epa.gov/ncer/science/tse/solicitations.html</a>	0
51.	<b>Human Health   Research Projects   Endocrine Disruptors Research   Science Topics   NCER   ORD   US EPA</b> <a href="http://es.epa.gov/ncer/science/endocrine/humanhealth.html">http://es.epa.gov/ncer/science/endocrine/humanhealth.html</a>	0
52.	<b>Environmental Protection Agency</b> <a href="http://es.epa.gov/ncer/science/pm/hei/hei_experimental.html">http://es.epa.gov/ncer/science/pm/hei/hei_experimental.html</a>	0
53.	<b>Wildlife   Research Projects   Endocrine Disruptors Research   Science Topics   NCER   ORD   US EPA</b> <a href="http://es.epa.gov/ncer/science/endocrine/wildlife.html">http://es.epa.gov/ncer/science/endocrine/wildlife.html</a>	0
54.	<b>Early Developmental Outcomes   Research Projects   Endocrine Disruptors Research   Science Topics   NCER   ORD   US EPA</b> <a href="http://es.epa.gov/ncer/science/endocrine/development.html">http://es.epa.gov/ncer/science/endocrine/development.html</a>	0

	Pages	Average Time to Serve (ms)
55.	<b>Environmental Protection Agency</b> <a href="http://es.epa.gov/ncer/science/pm/hei/hei_epidemiology.html">http://es.epa.gov/ncer/science/pm/hei/hei_epidemiology.html</a>	0
56.	<a href="http://es.epa.gov/ncer/science/endocrine/pdf/2006endoworkshop.html">http://es.epa.gov/ncer/science/endocrine/pdf/2006endoworkshop.html</a>	0
57.	<b>Advanced Search   NCER   ORD   US EPA</b> <a href="http://es.epa.gov/ncer/science/endocrine/reports.html">http://es.epa.gov/ncer/science/endocrine/reports.html</a>	0
58.	<b>Screening   Research Projects   Endocrine Disruptors Research   Science Topics   NCER   ORD   US EPA</b> <a href="http://es.epa.gov/ncer/science/endocrine/screening.html">http://es.epa.gov/ncer/science/endocrine/screening.html</a>	0
59.	<b>Archive   News and Events   Endocrine Disruptors Research   Science Topics   NCER   ORD   US EPA</b> <a href="http://es.epa.gov/ncer/science/endocrine/archive_newsevent.html">http://es.epa.gov/ncer/science/endocrine/archive_newsevent.html</a>	0
60.	<b>EPA: ORD: NCER: Advanced Search</b> <a href="http://es.epa.gov/ncer/science/endocrine/edcscreeningprojects.html">http://es.epa.gov/ncer/science/endocrine/edcscreeningprojects.html</a>	0
61.	<b>Index of /ncer/science/endocrine/pdf/review/</b> <a href="http://es.epa.gov/ncer/science/endocrine/pdf/review/">http://es.epa.gov/ncer/science/endocrine/pdf/review/</a>	0
62.	<b>Index of /ncer/science/endocrine/pdf/development/</b> <a href="http://es.epa.gov/ncer/science/endocrine/pdf/development/">http://es.epa.gov/ncer/science/endocrine/pdf/development/</a>	0
63.	<a href="http://es.epa.gov/ncer/science/endocrine/results.html">http://es.epa.gov/ncer/science/endocrine/results.html</a>	0
64.	<b>Index of /ncer/science/pm/hei/</b> <a href="http://es.epa.gov/ncer/science/pm/hei/">http://es.epa.gov/ncer/science/pm/hei/</a>	0
65.	<a href="http://es.epa.gov/ncer/science/endocrine/partnership.html">http://es.epa.gov/ncer/science/endocrine/partnership.html</a>	0
66.	<b>Index of /ncer/science/endocrine/pdf/</b> <a href="http://es.epa.gov/ncer/science/endocrine/pdf/">http://es.epa.gov/ncer/science/endocrine/pdf/</a>	0
67.	<b>EPA: National Center For Environmental Research</b> <a href="http://es.epa.gov/ncer/science/additional/pm/highlights.html">http://es.epa.gov/ncer/science/additional/pm/highlights.html</a>	0
68.	<b>Index of /ncer/science/endocrine/pdf/wildlife/</b> <a href="http://es.epa.gov/ncer/science/endocrine/pdf/wildlife/">http://es.epa.gov/ncer/science/endocrine/pdf/wildlife/</a>	0
69.	<b>Index of /ncer/science/endocrine/pdf/workshop06/</b> <a href="http://es.epa.gov/ncer/science/endocrine/pdf/workshop06/">http://es.epa.gov/ncer/science/endocrine/pdf/workshop06/</a>	0
70.	<a href="http://es.epa.gov/ncer/science/endocrine/recipients.html">http://es.epa.gov/ncer/science/endocrine/recipients.html</a>	0

	Pages	Average Time to Serve (ms)
71.	<b>Index of /ncer/science/pm/hei/_notes/</b> <a href="http://es.epa.gov/ncer/science/pm/hei/_notes/">http://es.epa.gov/ncer/science/pm/hei/_notes/</a>	0
72.	<b>EPA: National Center For Environmental Research</b> <a href="http://es.epa.gov/ncer/science/pm/topical/pmsensitivestar.html">http://es.epa.gov/ncer/science/pm/topical/pmsensitivestar.html</a>	0
73.	<a href="http://es.epa.gov/ncer/science/endocrine/research_results_screening.html">http://es.epa.gov/ncer/science/endocrine/research_results_screening.html</a>	0
74.	<b>EPA: National Center For Environmental Research</b> <a href="http://es.epa.gov/ncer/science/pm/topical/pmmodel.html">http://es.epa.gov/ncer/science/pm/topical/pmmodel.html</a>	0
75.	<b>Index of /ncer/science/endocrine/pdf/humanhealth/</b> <a href="http://es.epa.gov/ncer/science/endocrine/pdf/humanhealth/">http://es.epa.gov/ncer/science/endocrine/pdf/humanhealth/</a>	0
76.	<b>EPA: NCER: Tabular Query Results of NCER Program and Solicitation Information</b> <a href="http://es.epa.gov/ncer/science/economics/topic/compliancecostandp2.html">http://es.epa.gov/ncer/science/economics/topic/compliancecostandp2.html</a>	0
77.	<b>Index of /ncer/science/endocrine/pdf/screening/</b> <a href="http://es.epa.gov/ncer/science/endocrine/pdf/screening/">http://es.epa.gov/ncer/science/endocrine/pdf/screening/</a>	0
78.	<a href="http://es.epa.gov/ncer/science/endocrine/evaluations.html">http://es.epa.gov/ncer/science/endocrine/evaluations.html</a>	0
79.	<a href="http://es.epa.gov/ncer/science/endocrine/research_results_wildlife.html">http://es.epa.gov/ncer/science/endocrine/research_results_wildlife.html</a>	0
80.	<b>Untitled Document</b> <a href="http://es.epa.gov/ncer/science/tse/bigtable.htm">http://es.epa.gov/ncer/science/tse/bigtable.htm</a>	0
81.	<b>Background/About TSE   Technology for a Sustainable Environment   Science Topics   NCER   EPA</b> <a href="http://es.epa.gov/ncer/science//tse/">http://es.epa.gov/ncer/science//tse/</a>	0
82.	<a href="http://es.epa.gov/ncer/science/endocrine/ISICited.html">http://es.epa.gov/ncer/science/endocrine/ISICited.html</a>	0
83.	<a href="http://es.epa.gov/ncer/science/endocrine/research_results_development.html">http://es.epa.gov/ncer/science/endocrine/research_results_development.html</a>	0
	<b>Total</b>	-

items 1-83 of 83

## Pages - Help Card



### Column Definitions

#### Pages

Any displayed page. You can specify for each profile the types of files that qualify as a page. These settings can be changed by the WebTrends administrator.

#### Visits

Number of visits to this page. A visit is a series of actions that begins when a visitor views the first page from the server, and ends when the visitor leaves the site or remains idle beyond the idle-time limit. The default idle-time limit is thirty minutes. This time limit can be changed by the system administrator.

#### Views

Number of times this page was viewed by visitors.

#### Average Time Viewed

Average length of time the specified page was viewed. (The format is hh:mm:ss - hours:minutes:seconds.)

#### Average Time to Serve

Average amount of time (in milliseconds) it took to serve each document during the specified time interval. The time to serve spans from the time the server got a page request until it transmitted all the data.

**Note:** Zero values in this column probably indicates that your web server is not logging Time to Serve information.



---

### Report Descriptions

Pages with good content and design are more likely to attract visitors and be revisited. Less popular pages on a site can be made more appealing by improving the content or incorporating design elements similar to that on the more important pages. Always remember that people are far more interested in content than in design, and average view times can help determine which content is most important to your visitors.



# Content Groups

This report identifies the most popular groups of web site pages and how often they were visited.

## Content Groups Trend

No data is available for this graph.

## Content Groups

No data is available for this graph.

## Content Groups

No data is available for this table.

## Content Groups - Help Card



### Column Definitions

#### Content Group

A defined group of web pages with specific things in common, such as the same types of products, services, or information.

#### Visits

Number of visits where the visitor viewed at least one page in the specified content group. A visit is a series of actions that begins when a visitor views their first page from the server, and ends when the visitor leaves the site or remains idle beyond the idle-time limit. The default idle-time limit is thirty minutes. This time limit can be changed by the system administrator.

#### Hits

Each file requested by a visitor registers as a hit. There can be several hits on each page. While the volume of hits reflects the amount of server traffic, it is not an accurate reflection of the number of pages viewed.



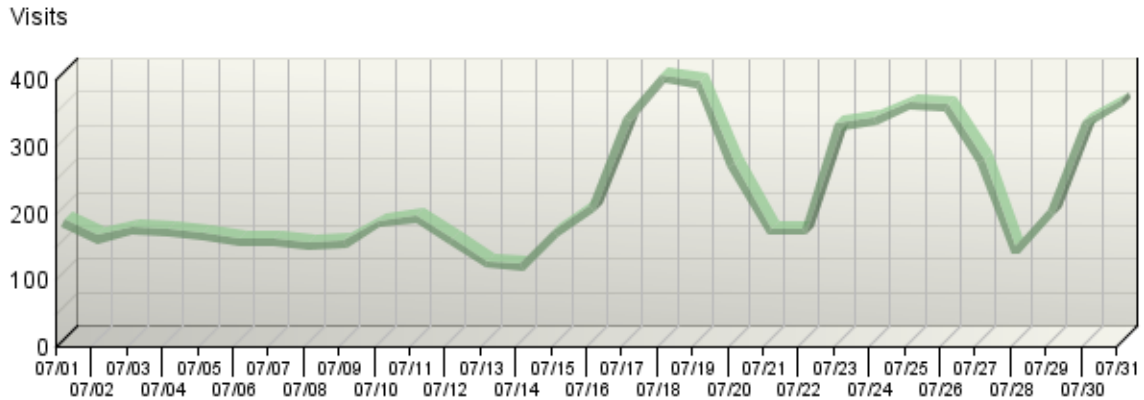
### **Report Descriptions**

The information on this page can show you which content groups were most popular. This will reveal the reasons people visit your web site, and what is most interesting and least interesting to them.

# Directories

This report lists the most commonly accessed directories on your web site. This information can help determine the types of data most often requested.

**Directories Trend**



**Directories**



**Directories**

Path To Directory	Visits	Hits	Kbytes Transferred
1. <a href="http://es.epa.gov/ncer/science">http://es.epa.gov/ncer/science</a>	6,721	15,227	1,122,075
<b>Total</b>	-	<b>15,227</b>	<b>1,122,075</b>

items 1-1 of 1

## Directories - Help Card



### Column Definitions

#### Path to Directory

The full URL path to the directory being analyzed.

#### Visits

Number of visits to pages within the specified directory. A visit is a series of actions that begins when a visitor views their first page from the server, and ends when the visitor leaves the site or remains idle beyond the idle-time limit. The default idle-time limit is thirty minutes. This time limit can be changed by the system administrator.

#### Hits

Each file requested by a visitor registers as a hit. There can be several hits on each page. While the volume of hits reflects the amount of server traffic, it is not an accurate reflection of the number of pages viewed.

#### Kbytes Transferred

Number of kilobytes of data transferred by the server from the specified directory to your visitors.



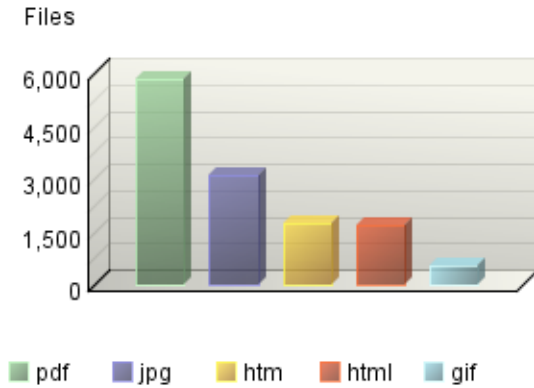
### Report Descriptions

This report indicates the content visitors are most interested in. Use this information to determine which content areas to develop further, which areas to focus on less, and how you can arrange your content most effectively. If the table is sorted by kilobytes of data transferred, this page reveals what kind of data the server spends the most time transferring, and may suggest different ways to organize your data, or different ways to distribute the server load if you have more than one server.

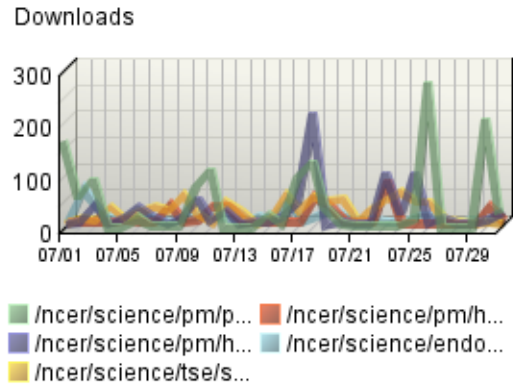
# Files Dashboard

This displays key graphs and tables that provide an overview of the Files chapter. When viewing through the on-demand interface, you can click on the title of a graph or table to navigate to the corresponding page.

**Accessed File Types by Files**



**Downloaded Files Trend**



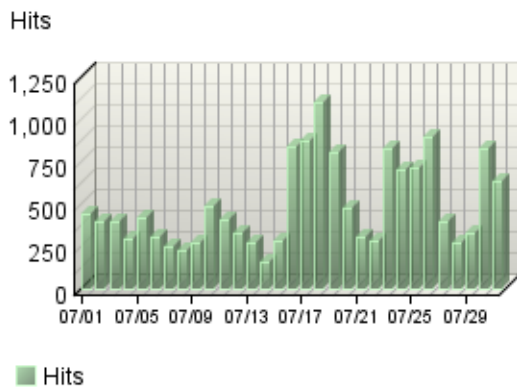
**Uploaded Files**

No data is available for this graph.

**Hit Summary**

Successful Hits for Entire Site	15,227
Average Hits per Day	491
Home Page Hits	-

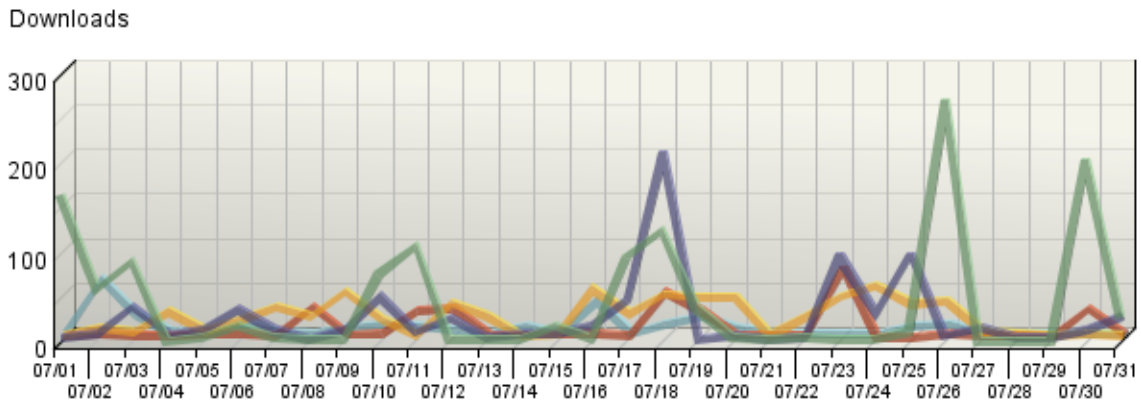
**Hits Trend**



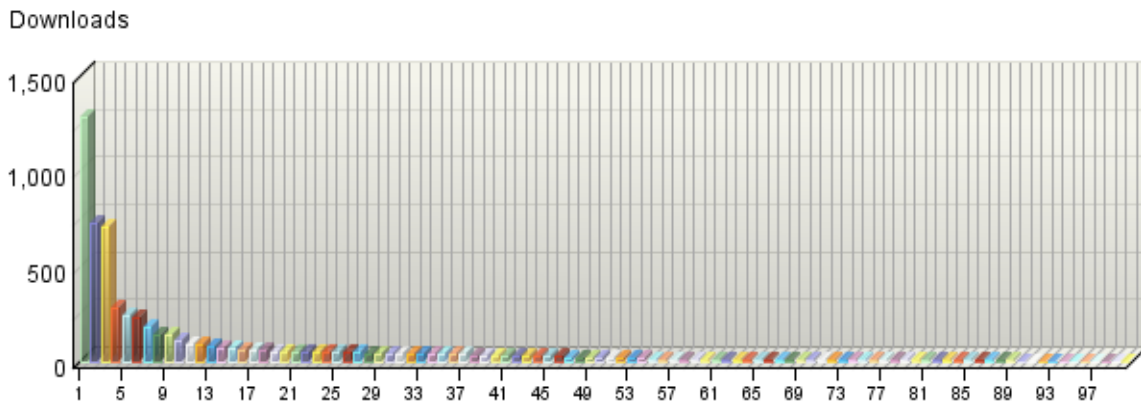
# Downloaded Files

This report identifies the most popular files downloaded from your site.

**Downloaded Files Trend**



**Downloaded Files**



**Downloaded Files**

	Downloaded Files	Downloads	% Downloads	Visits
1.	<a href="http://es.epa.gov/ncer/science/pm/pm.pdf">http://es.epa.gov/ncer/science/pm/pm.pdf</a>	1,288	20.33%	53
2.	<a href="http://es.epa.gov/ncer/science/pm/hei/DieselSpecialReport02.pdf">http://es.epa.gov/ncer/science/pm/hei/DieselSpecialReport02.pdf</a>	734	11.58%	75
3.	<a href="http://es.epa.gov/ncer/science/tse/sos.pdf">http://es.epa.gov/ncer/science/tse/sos.pdf</a>	712	11.24%	106
4.	<a href="http://es.epa.gov/ncer/science/pm/hei/Rean-ExecSumm.pdf">http://es.epa.gov/ncer/science/pm/hei/Rean-ExecSumm.pdf</a>	288	4.54%	44

	<b>Downloaded Files</b>	<b>Downloads</b>	<b>% Downloads</b>	<b>Visits</b>
5.	<a href="http://es.epa.gov/ncer/science/endocrine/pdf/workshop06/lazorchak.pdf">http://es.epa.gov/ncer/science/endocrine/pdf/workshop06/lazorchak.pdf</a>	242	3.82%	34
6.	<a href="http://es.epa.gov/ncer/science/tse/decade_innovation.pdf">http://es.epa.gov/ncer/science/tse/decade_innovation.pdf</a>	235	3.71%	50
7.	<a href="http://es.epa.gov/ncer/science/endocrine/pdf/workshop06/swan.pdf">http://es.epa.gov/ncer/science/endocrine/pdf/workshop06/swan.pdf</a>	183	2.89%	29
8.	<a href="http://es.epa.gov/ncer/science/endocrine/pdf/workshop06/ferguson.pdf">http://es.epa.gov/ncer/science/endocrine/pdf/workshop06/ferguson.pdf</a>	143	2.26%	48
9.	<a href="http://es.epa.gov/ncer/science/endocrine/pdf/workshop06/hauser.pdf">http://es.epa.gov/ncer/science/endocrine/pdf/workshop06/hauser.pdf</a>	139	2.19%	50
10.	<a href="http://es.epa.gov/ncer/science/economics/science_econ1.pdf">http://es.epa.gov/ncer/science/economics/science_econ1.pdf</a>	109	1.72%	29
11.	<a href="http://es.epa.gov/ncer/science/tse/epafinal.pdf">http://es.epa.gov/ncer/science/tse/epafinal.pdf</a>	89	1.40%	29
12.	<a href="http://es.epa.gov/ncer/science/drinkingwater/batterman_r825362.pdf">http://es.epa.gov/ncer/science/drinkingwater/batterman_r825362.pdf</a>	88	1.39%	81
13.	<a href="http://es.epa.gov/ncer/science/drinkingwater/science_drinkingwater.pdf">http://es.epa.gov/ncer/science/drinkingwater/science_drinkingwater.pdf</a>	77	1.22%	39
14.	<a href="http://es.epa.gov/ncer/science/endocrine/pdf/workshop06/fisher.pdf">http://es.epa.gov/ncer/science/endocrine/pdf/workshop06/fisher.pdf</a>	73	1.15%	37
15.	<a href="http://es.epa.gov/ncer/science/drinkingwater/westerhoff_r826831.pdf">http://es.epa.gov/ncer/science/drinkingwater/westerhoff_r826831.pdf</a>	72	1.14%	59
16.	<a href="http://es.epa.gov/ncer/science/drinkingwater/roberts_r829004.pdf">http://es.epa.gov/ncer/science/drinkingwater/roberts_r829004.pdf</a>	62	0.98%	59
17.	<a href="http://es.epa.gov/ncer/science/pm/hei/Rean-part1.pdf">http://es.epa.gov/ncer/science/pm/hei/Rean-part1.pdf</a>	59	0.93%	14
18.	<a href="http://es.epa.gov/ncer/science/drinkingwater/cangelosi_r826828.pdf">http://es.epa.gov/ncer/science/drinkingwater/cangelosi_r826828.pdf</a>	57	0.90%	51
19.	<a href="http://es.epa.gov/ncer/science/endocrine/pdf/workshop06/zoeller.pdf">http://es.epa.gov/ncer/science/endocrine/pdf/workshop06/zoeller.pdf</a>	55	0.87%	19
20.	<a href="http://es.epa.gov/ncer/science/tse/annual.pdf">http://es.epa.gov/ncer/science/tse/annual.pdf</a>	54	0.85%	26
21.	<a href="http://es.epa.gov/ncer/science/drinkingwater/weisel_r825953.pdf">http://es.epa.gov/ncer/science/drinkingwater/weisel_r825953.pdf</a>	53	0.84%	52
22.	<a href="http://es.epa.gov/ncer/science/drinkingwater/masten_r826829.pdf">http://es.epa.gov/ncer/science/drinkingwater/masten_r826829.pdf</a>	52	0.82%	49
23.	<a href="http://es.epa.gov/ncer/science/drinkingwater/valentine_r826832.pdf">http://es.epa.gov/ncer/science/drinkingwater/valentine_r826832.pdf</a>	49	0.77%	47
24.	<a href="http://es.epa.gov/ncer/science/endocrine/pdf/workshop06/francis.pdf">http://es.epa.gov/ncer/science/endocrine/pdf/workshop06/francis.pdf</a>	49	0.77%	14
25.	<a href="http://es.epa.gov/ncer/science/drinkingwater/weinberg_r825955.pdf">http://es.epa.gov/ncer/science/drinkingwater/weinberg_r825955.pdf</a>	49	0.77%	45
26.	<a href="http://es.epa.gov/ncer/science/pm/hei/Rean-part2.pdf">http://es.epa.gov/ncer/science/pm/hei/Rean-part2.pdf</a>	48	0.76%	16
27.	<a href="http://es.epa.gov/ncer/science/drinkingwater/de_leon_r825146.pdf">http://es.epa.gov/ncer/science/drinkingwater/de_leon_r825146.pdf</a>	48	0.76%	45
28.	<a href="http://es.epa.gov/ncer/science/drinkingwater/kilduff_r828045.pdf">http://es.epa.gov/ncer/science/drinkingwater/kilduff_r828045.pdf</a>	45	0.71%	38

	<b>Downloaded Files</b>	<b>Downloads</b>	<b>% Downloads</b>	<b>Visits</b>
29.	<a href="http://es.epa.gov/ncer/science/drinkingwater/brusseau_r829013.pdf">http://es.epa.gov/ncer/science/drinkingwater/brusseau_r829013.pdf</a>	44	0.69%	41
30.	<a href="http://es.epa.gov/ncer/science/drinkingwater/styblo_r826136.pdf">http://es.epa.gov/ncer/science/drinkingwater/styblo_r826136.pdf</a>	43	0.68%	41
31.	<a href="http://es.epa.gov/ncer/science/drinkingwater/marinas_and_minear_r826830.pdf">http://es.epa.gov/ncer/science/drinkingwater/marinas_and_minear_r826830.pdf</a>	42	0.66%	39
32.	<a href="http://es.epa.gov/ncer/science/drinkingwater/shahamat_r828037.pdf">http://es.epa.gov/ncer/science/drinkingwater/shahamat_r828037.pdf</a>	41	0.65%	40
33.	<a href="http://es.epa.gov/ncer/science/endocrine/pdf/review/EDCProgramReviewResponse toBOSC-narrative.pdf">http://es.epa.gov/ncer/science/endocrine/pdf/review/EDCProgramReviewResponse toBOSC-narrative.pdf</a>	40	0.63%	34
34.	<a href="http://es.epa.gov/ncer/science/drinkingwater/sonzgoni_hoffman_r828041.pdf">http://es.epa.gov/ncer/science/drinkingwater/sonzgoni_hoffman_r828041.pdf</a>	38	0.60%	35
35.	<a href="http://es.epa.gov/ncer/science/endocrine/pdf/review/edcsubcommitteereport-finalversion.pdf">http://es.epa.gov/ncer/science/endocrine/pdf/review/edcsubcommitteereport-finalversion.pdf</a>	37	0.58%	12
36.	<a href="http://es.epa.gov/ncer/science/drinkingwater/langford_r829009.pdf">http://es.epa.gov/ncer/science/drinkingwater/langford_r829009.pdf</a>	37	0.58%	36
37.	<a href="http://es.epa.gov/ncer/science/endocrine/pdf/workshop06/holt.pdf">http://es.epa.gov/ncer/science/endocrine/pdf/workshop06/holt.pdf</a>	36	0.57%	13
38.	<a href="http://es.epa.gov/ncer/science/drinkingwater/ryan_r829010.pdf">http://es.epa.gov/ncer/science/drinkingwater/ryan_r829010.pdf</a>	35	0.55%	31
39.	<a href="http://es.epa.gov/ncer/science/endocrine/pdf/workshop06/martin.pdf">http://es.epa.gov/ncer/science/endocrine/pdf/workshop06/martin.pdf</a>	35	0.55%	13
40.	<a href="http://es.epa.gov/ncer/science/globalclimate/science_globalclimate.pdf">http://es.epa.gov/ncer/science/globalclimate/science_globalclimate.pdf</a>	34	0.54%	34
41.	<a href="http://es.epa.gov/ncer/science/drinkingwater/moe_r826139.pdf">http://es.epa.gov/ncer/science/drinkingwater/moe_r826139.pdf</a>	33	0.52%	32
42.	<a href="http://es.epa.gov/ncer/science/endocrine/pdf/workshop06/boulangier.pdf">http://es.epa.gov/ncer/science/endocrine/pdf/workshop06/boulangier.pdf</a>	32	0.50%	28
43.	<a href="http://es.epa.gov/ncer/science/drinkingwater/ward_r826138.pdf">http://es.epa.gov/ncer/science/drinkingwater/ward_r826138.pdf</a>	30	0.47%	30
44.	<a href="http://es.epa.gov/ncer/science/tse/tseprogram051904.pdf">http://es.epa.gov/ncer/science/tse/tseprogram051904.pdf</a>	27	0.43%	27
45.	<a href="http://es.epa.gov/ncer/science/endocrine/pdf/workshop06/andersonh.pdf">http://es.epa.gov/ncer/science/endocrine/pdf/workshop06/andersonh.pdf</a>	27	0.43%	20
46.	<a href="http://es.epa.gov/ncer/science/drinkingwater/ahmed_r825955.pdf">http://es.epa.gov/ncer/science/drinkingwater/ahmed_r825955.pdf</a>	27	0.43%	27
47.	<a href="http://es.epa.gov/ncer/science/endocrine/pdf/workshop06/sepaniak.pdf">http://es.epa.gov/ncer/science/endocrine/pdf/workshop06/sepaniak.pdf</a>	25	0.39%	8
48.	<a href="http://es.epa.gov/ncer/science/endocrine/pdf/workshop06/stoker.pdf">http://es.epa.gov/ncer/science/endocrine/pdf/workshop06/stoker.pdf</a>	23	0.36%	10
49.	<a href="http://es.epa.gov/ncer/science/pm/perspectives-1.pdf">http://es.epa.gov/ncer/science/pm/perspectives-1.pdf</a>	22	0.35%	21
50.	<a href="http://es.epa.gov/ncer/science/tse/tse.pdf">http://es.epa.gov/ncer/science/tse/tse.pdf</a>	21	0.33%	21
51.	<a href="http://es.epa.gov/ncer/science/pm/hei/DieselEpi-C.pdf">http://es.epa.gov/ncer/science/pm/hei/DieselEpi-C.pdf</a>	20	0.32%	18




	<b>Downloaded Files</b>	<b>Downloads</b>	<b>% Downloads</b>	<b>Visits</b>
52.	<a href="http://es.epa.gov/ncer/science/endocrine/pdf/workshop06/laws.pdf">http://es.epa.gov/ncer/science/endocrine/pdf/workshop06/laws.pdf</a>	19	0.30%	10
53.	<a href="http://es.epa.gov/ncer/science/endocrine/pdf/workshop06/leblanc.pdf">http://es.epa.gov/ncer/science/endocrine/pdf/workshop06/leblanc.pdf</a>	18	0.28%	15
54.	<a href="http://es.epa.gov/ncer/science/endocrine/pdf/workshop06/schoenfuss.pdf">http://es.epa.gov/ncer/science/endocrine/pdf/workshop06/schoenfuss.pdf</a>	16	0.25%	16
55.	<a href="http://es.epa.gov/ncer/science/endocrine/pdf/workshop06/bakerd.pdf">http://es.epa.gov/ncer/science/endocrine/pdf/workshop06/bakerd.pdf</a>	15	0.24%	13
56.	<a href="http://es.epa.gov/ncer/science/drinkingwater/2001_drinking_water.pdf">http://es.epa.gov/ncer/science/drinkingwater/2001_drinking_water.pdf</a>	14	0.22%	1
57.	<a href="http://es.epa.gov/ncer/science/endocrine/pdf/wildlife/R827401_McClellan-Green-030405-final.pdf">http://es.epa.gov/ncer/science/endocrine/pdf/wildlife/R827401_McClellan-Green-030405-final.pdf</a>	13	0.21%	9
58.	<a href="http://es.epa.gov/ncer/science/endocrine/pdf/development/R826131_Veeramachaneni_0415.pdf">http://es.epa.gov/ncer/science/endocrine/pdf/development/R826131_Veeramachaneni_0415.pdf</a>	12	0.19%	12
59.	<a href="http://es.epa.gov/ncer/science/endocrine/pdf/humanhealth/r826300_osteen-final.pdf">http://es.epa.gov/ncer/science/endocrine/pdf/humanhealth/r826300_osteen-final.pdf</a>	12	0.19%	7
60.	<a href="http://es.epa.gov/ncer/science/endocrine/pdf/wildlife/R826128_Manire-030105-final.pdf">http://es.epa.gov/ncer/science/endocrine/pdf/wildlife/R826128_Manire-030105-final.pdf</a>	11	0.17%	11
61.	<a href="http://es.epa.gov/ncer/science/pm/hei/Rean-Statement.pdf">http://es.epa.gov/ncer/science/pm/hei/Rean-Statement.pdf</a>	11	0.17%	11
62.	<a href="http://es.epa.gov/ncer/science/endocrine/pdf/screening/r826133_welsh-final.pdf">http://es.epa.gov/ncer/science/endocrine/pdf/screening/r826133_welsh-final.pdf</a>	11	0.17%	9
63.	<a href="http://es.epa.gov/ncer/science/endocrine/pdf/workshop06/workshopsum.pdf">http://es.epa.gov/ncer/science/endocrine/pdf/workshop06/workshopsum.pdf</a>	10	0.16%	10
64.	<a href="http://es.epa.gov/ncer/science/endocrine/pdf/screening/r826130_angus-final.pdf">http://es.epa.gov/ncer/science/endocrine/pdf/screening/r826130_angus-final.pdf</a>	10	0.16%	9
65.	<a href="http://es.epa.gov/ncer/science/endocrine/pdf/wildlife/R827398_Gardiner-030105-final.pdf">http://es.epa.gov/ncer/science/endocrine/pdf/wildlife/R827398_Gardiner-030105-final.pdf</a>	9	0.14%	9
66.	<a href="http://es.epa.gov/ncer/science/endocrine/pdf/review/letter-to-aaord.pdf">http://es.epa.gov/ncer/science/endocrine/pdf/review/letter-to-aaord.pdf</a>	9	0.14%	9
67.	<a href="http://es.epa.gov/ncer/science/endocrine/pdf/wildlife/r826134_ottinger-032505-final.pdf">http://es.epa.gov/ncer/science/endocrine/pdf/wildlife/r826134_ottinger-032505-final.pdf</a>	9	0.14%	9
68.	<a href="http://es.epa.gov/ncer/science/endocrine/pdf/wildlife/r827400_mcnabb-032205-final.pdf">http://es.epa.gov/ncer/science/endocrine/pdf/wildlife/r827400_mcnabb-032205-final.pdf</a>	9	0.14%	8
69.	<a href="http://es.epa.gov/ncer/science/endocrine/pdf/development/R826299_Prins_0415.pdf">http://es.epa.gov/ncer/science/endocrine/pdf/development/R826299_Prins_0415.pdf</a>	9	0.14%	9
70.	<a href="http://es.epa.gov/ncer/science/endocrine/pdf/workshop06/paneldis.pdf">http://es.epa.gov/ncer/science/endocrine/pdf/workshop06/paneldis.pdf</a>	9	0.14%	9
71.	<a href="http://es.epa.gov/ncer/science/endocrine/pdf/development/R825721_Hughes_0415_draft.pdf">http://es.epa.gov/ncer/science/endocrine/pdf/development/R825721_Hughes_0415_draft.pdf</a>	9	0.14%	9
72.	<a href="http://es.epa.gov/ncer/science/endocrine/pdf/wildlife/r826127_schoeb-030105-final.pdf">http://es.epa.gov/ncer/science/endocrine/pdf/wildlife/r826127_schoeb-030105-final.pdf</a>	9	0.14%	7
73.	<a href="http://es.epa.gov/ncer/science/endocrine/pdf/development/R827405_Skinner_0415.pdf">http://es.epa.gov/ncer/science/endocrine/pdf/development/R827405_Skinner_0415.pdf</a>	8	0.13%	8

	<b>Downloaded Files</b>	<b>Downloads</b>	<b>% Downloads</b>	<b>Visits</b>
74.	<a href="http://es.epa.gov/ncer/science/endocrine/pdf/workshop06/gilbert.pdf">http://es.epa.gov/ncer/science/endocrine/pdf/workshop06/gilbert.pdf</a>	8	0.13%	8
75.	<a href="http://es.epa.gov/ncer/science/endocrine/pdf/humanhealth/r825300_marcus_0415.pdf">http://es.epa.gov/ncer/science/endocrine/pdf/humanhealth/r825300_marcus_0415.pdf</a>	8	0.13%	8
76.	<a href="http://es.epa.gov/ncer/science/endocrine/pdf/humanhealth/r829436_swan_0415.pdf">http://es.epa.gov/ncer/science/endocrine/pdf/humanhealth/r829436_swan_0415.pdf</a>	8	0.13%	7
77.	<a href="http://es.epa.gov/ncer/science/endocrine/pdf/wildlife/r826310_mcmurry-030105-final.pdf">http://es.epa.gov/ncer/science/endocrine/pdf/wildlife/r826310_mcmurry-030105-final.pdf</a>	8	0.13%	8
78.	<a href="http://es.epa.gov/ncer/science/endocrine/pdf/development/R825297_Linney_0415_draft.pdf">http://es.epa.gov/ncer/science/endocrine/pdf/development/R825297_Linney_0415_draft.pdf</a>	7	0.11%	7
79.	<a href="http://es.epa.gov/ncer/science/endocrine/pdf/development/R827402_Zacharewski_012405_Draft.pdf">http://es.epa.gov/ncer/science/endocrine/pdf/development/R827402_Zacharewski_012405_Draft.pdf</a>	7	0.11%	7
80.	<a href="http://es.epa.gov/ncer/science/endocrine/pdf/development/R827404_Golub_012405_Draft.pdf">http://es.epa.gov/ncer/science/endocrine/pdf/development/R827404_Golub_012405_Draft.pdf</a>	7	0.11%	7
81.	<a href="http://es.epa.gov/ncer/science/endocrine/pdf/wildlife/r826298_lasley-032305-final.pdf">http://es.epa.gov/ncer/science/endocrine/pdf/wildlife/r826298_lasley-032305-final.pdf</a>	7	0.11%	7
82.	<a href="http://es.epa.gov/ncer/science/endocrine/pdf/humanhealth/r829437_hauser_0415_draft.pdf">http://es.epa.gov/ncer/science/endocrine/pdf/humanhealth/r829437_hauser_0415_draft.pdf</a>	7	0.11%	7
83.	<a href="http://es.epa.gov/ncer/science/endocrine/pdf/wildlife/r825294_fry-030805-final.pdf">http://es.epa.gov/ncer/science/endocrine/pdf/wildlife/r825294_fry-030805-final.pdf</a>	7	0.11%	7
84.	<a href="http://es.epa.gov/ncer/science/endocrine/pdf/wildlife/r826125_thomas-030705-final.pdf">http://es.epa.gov/ncer/science/endocrine/pdf/wildlife/r826125_thomas-030705-final.pdf</a>	7	0.11%	7
85.	<a href="http://es.epa.gov/ncer/science/endocrine/pdf/development/R827403_Timms_012405_Draft.pdf">http://es.epa.gov/ncer/science/endocrine/pdf/development/R827403_Timms_012405_Draft.pdf</a>	6	0.09%	6
86.	<a href="http://es.epa.gov/ncer/science/endocrine/pdf/humanhealth/r829438_holt-final.pdf">http://es.epa.gov/ncer/science/endocrine/pdf/humanhealth/r829438_holt-final.pdf</a>	6	0.09%	6
87.	<a href="http://es.epa.gov/ncer/science/endocrine/pdf/humanhealth/r830254_anderson-final.pdf">http://es.epa.gov/ncer/science/endocrine/pdf/humanhealth/r830254_anderson-final.pdf</a>	6	0.09%	6
88.	<a href="http://es.epa.gov/ncer/science/endocrine/pdf/wildlife/r827399_thomas-031705-final.pdf">http://es.epa.gov/ncer/science/endocrine/pdf/wildlife/r827399_thomas-031705-final.pdf</a>	6	0.09%	6
89.	<a href="http://es.epa.gov/ncer/science/endocrine/pdf/wildlife/r827397_chandler-03015-final.pdf">http://es.epa.gov/ncer/science/endocrine/pdf/wildlife/r827397_chandler-03015-final.pdf</a>	6	0.09%	6
90.	<a href="http://es.epa.gov/ncer/science/endocrine/pdf/screening/r826301_zacharewski-final.pdf">http://es.epa.gov/ncer/science/endocrine/pdf/screening/r826301_zacharewski-final.pdf</a>	5	0.08%	5
91.	<a href="http://es.epa.gov/ncer/science/endocrine/pdf/wildlife/r826129_leblanc-030105-final.pdf">http://es.epa.gov/ncer/science/endocrine/pdf/wildlife/r826129_leblanc-030105-final.pdf</a>	5	0.08%	5
92.	<a href="http://es.epa.gov/ncer/science/endocrine/pdf/humanhealth/r829439_baker_0415.pdf">http://es.epa.gov/ncer/science/endocrine/pdf/humanhealth/r829439_baker_0415.pdf</a>	5	0.08%	5
93.	<a href="http://es.epa.gov/ncer/science/endocrine/pdf/development/R826131_Veeramachaneni_0415.doc">http://es.epa.gov/ncer/science/endocrine/pdf/development/R826131_Veeramachaneni_0415.doc</a>	3	0.05%	3
94.	<a href="http://es.epa.gov/ncer/science/endocrine/pdf/review/EDCresponsetoBOSC-table090705.pdf">http://es.epa.gov/ncer/science/endocrine/pdf/review/EDCresponsetoBOSC-table090705.pdf</a>	3	0.05%	3

	<b>Downloaded Files</b>	<b>Downloads</b>	<b>% Downloads</b>	<b>Visits</b>
95.	<a href="http://es.epa.gov/ncer/science/endocrine/pdf/development/R825300_Marcus_0415.pdf">http://es.epa.gov/ncer/science/endocrine/pdf/development/R825300_Marcus_0415.pdf</a>	3	0.05%	3
96.	<a href="http://es.epa.gov/ncer/science/endocrine/pdf/screening/R827405_Skinner_0415.pdf">http://es.epa.gov/ncer/science/endocrine/pdf/screening/R827405_Skinner_0415.pdf</a>	2	0.03%	2
97.	<a href="http://es.epa.gov/ncer/science/endocrine/pdf/development/R829439_Baker_0415.doc">http://es.epa.gov/ncer/science/endocrine/pdf/development/R829439_Baker_0415.doc</a>	2	0.03%	2
98.	<a href="http://es.epa.gov/ncer/science/endocrine/pdf/development/R825300_Marcus_0415.doc">http://es.epa.gov/ncer/science/endocrine/pdf/development/R825300_Marcus_0415.doc</a>	2	0.03%	2
99.	<a href="http://es.epa.gov/ncer/science/endocrine/pdf/development/R829436_Swan_0415.pdf">http://es.epa.gov/ncer/science/endocrine/pdf/development/R829436_Swan_0415.pdf</a>	2	0.03%	2
100.	<a href="http://es.epa.gov/ncer/science/endocrine/pdf/review/EDCProgramReviewResponsetoBOSC-narrative.pdf">http://es.epa.gov/ncer/science/endocrine/pdf/review/EDCProgramReviewResponsetoBOSC-narrative.pdf</a>	2	0.03%	2
<b>Subtotal for rows: 1 - 100</b>		<b>6,298</b>	<b>99.38%</b>	<b>2,203</b>
<b>Other</b>		<b>39</b>	<b>0.62%</b>	<b>39</b>
<b>Total</b>		<b>6,337</b>	<b>100.00%</b>	<b>2,242</b>

items 1-100 of 129

**Downloaded Files - Help Card**



### Column Definitions

#### Files

The path and filename of the file being analyzed.


#### Downloads

Number of times the specified file was downloaded by a visitor. If an error occurred during a transfer, the transfer is not counted. Note that downloaded PDF files may cause an inflated count.

#### Visits

Number of visits that accessed the specified files. A visit is a series of actions that begins when a visitor views their first page from the server, and ends when the visitor leaves the site or remains idle beyond the idle-time limit. The default idle-time limit is thirty minutes. This time limit can be changed by the system administrator.

---



### Report Descriptions

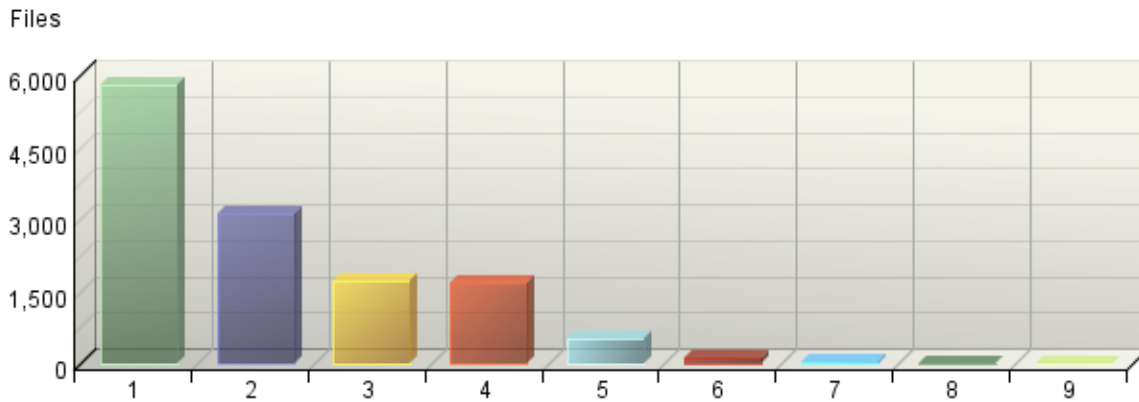
If you are using an SDC data source, then this report is not applicable.

This information shows you the most popular downloadable files on your web site. Files that don't appear on the list, or appear low on the list, may require maintenance such as decreasing the file size, improving link placement, or elimination to make room for more popular content.

# Accessed File Types

This report identifies the types of files accessed on your site and the total number of kilobytes of data transferred for each file type. Cached requests and erred hits are excluded from the totals.

Accessed File Types by Files



Accessed File Types

File Type	Files	% Files	Kbytes Transferred
1. pdf	5,816	44.62%	986,829
2. jpg	3,127	23.99%	30,956
3. htm	1,734	13.30%	40,143
4. html	1,681	12.90%	55,169
5. gif	529	4.06%	3,274
6. css	111	0.85%	1,117
7. doc	25	0.19%	3,128
8. ppt	10	0.08%	1,460
9. scc	2	0.02%	1
<b>Total</b>	<b>13,035</b>	<b>100.00%</b>	<b>1,122,075</b>

items 1-9 of 9

## Accessed File Types - Help Card



### Column Definitions

#### File Type

Identifies types of files by their file extension. For example, a file named graphic.gif is identified as type "gif."

#### Files

Number of files of the specified type accessed by visitors to your site.

#### Kbytes Transferred

Number of kilobytes of data transferred for all files of the specified type.



### Report Descriptions

This report provides general statistics for the type of data that visitors access on your site.

# Uploaded Files

This report identifies the most popular files uploaded from a client to your servers using FTP PUT, HTTP PUT, or HTTP POST.

## Uploaded Files

No data is available for this graph.

## Uploaded Files

No data is available for this table.

### Uploaded Files - Help Card



#### Column Definitions

##### Files

The path and filename of the uploaded file being analyzed. Uploaded files correspond to a POST entry in the web server log file. If the field names are provided, then you will find the uploaded files listed in the METHOD field.

##### Visits

Number of visits to your site where the specified file was uploaded to your servers. A visit is a series of actions that begins when a visitor views their first page from the server, and ends when the visitor leaves the site or remains idle beyond the idle-time limit. The default idle-time limit is thirty minutes. This time limit can be changed by the system administrator.

##### Uploads

Number of times the specified file was uploaded to your site. If an error occurred during a transfer, the transfer is not counted.



#### Report Descriptions

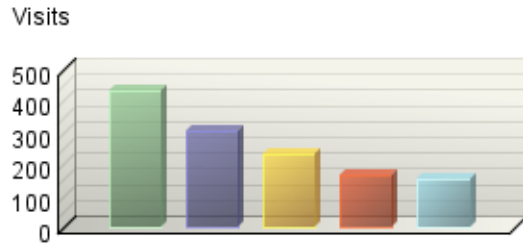
If you are using an SDC data source, then this report is not applicable.

This report presents information on files that were uploaded to your servers during the period of the report. You may want to run virus scans on uploaded files.

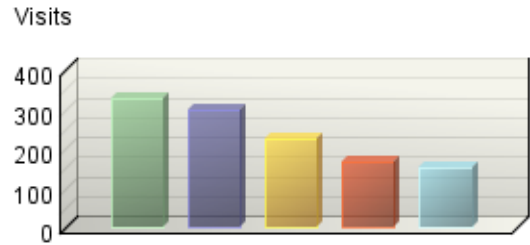
# Navigation Dashboard

This dashboard summarizes important information related to online navigation.

## Entry Pages



## Exit Pages



## Single-Page Visits

