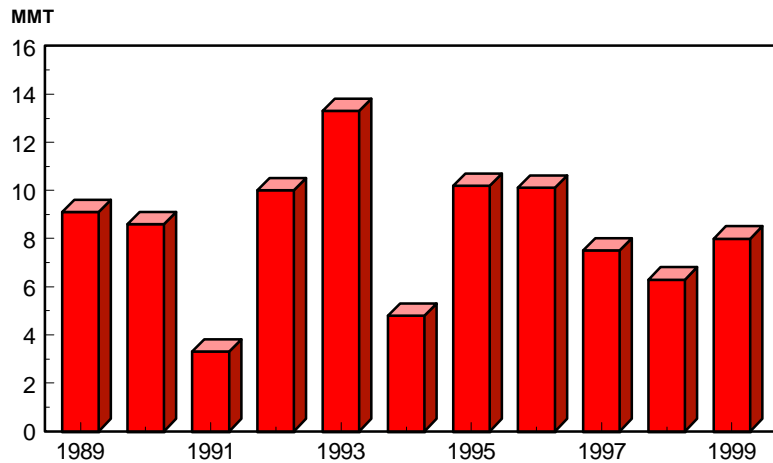
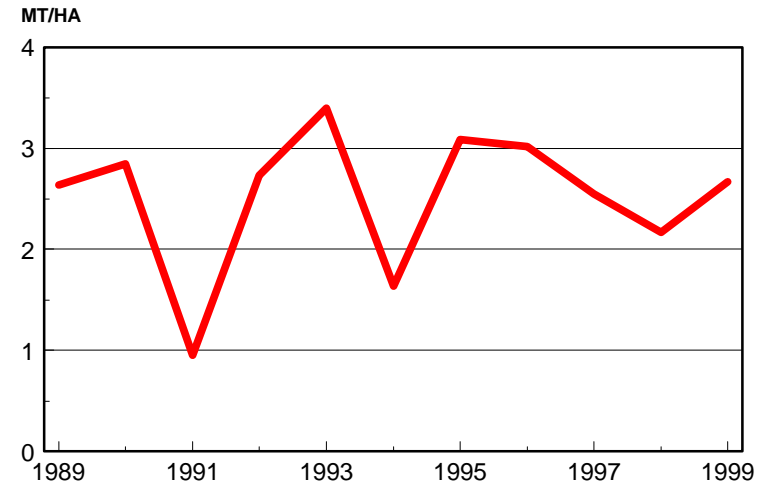


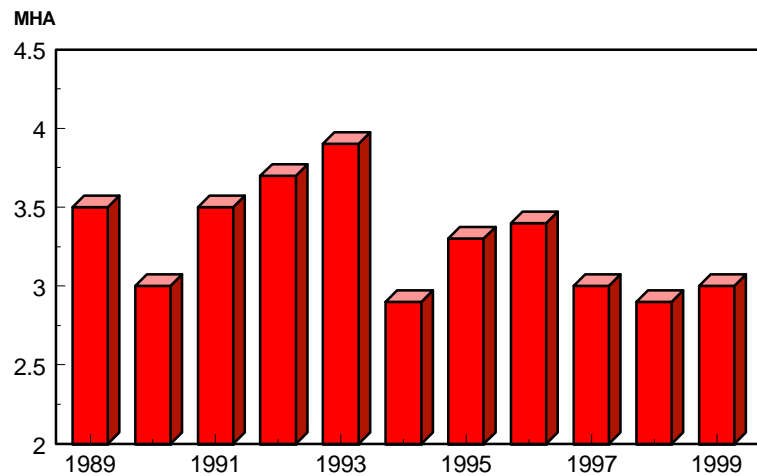
South Africa Corn Production



South Africa Corn Yield



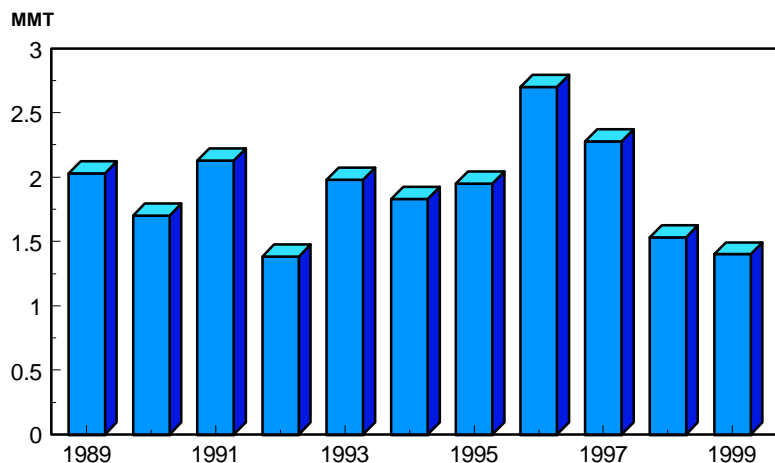
South Africa Corn Area



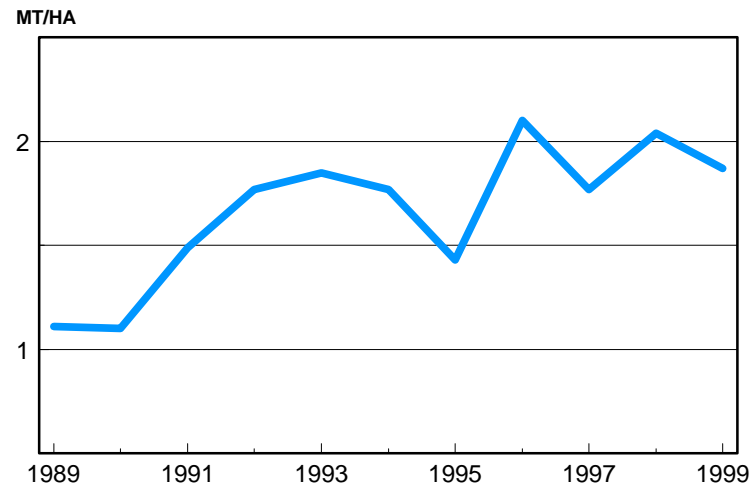
South Africa Corn

Marketing Year	Area MHa	Yield MT/Ha	Production MMT
89/90	3.5	2.64	9.1
90/91	3.0	2.85	8.6
91/92	3.5	0.95	3.3
92/93	3.7	2.73	10.0
93/94	3.9	3.40	13.3
94/95	2.9	1.64	4.8
95/96	3.3	3.09	10.2
96/97	3.4	3.02	10.2
97/98	3.0	2.55	7.5
98/99	2.9	2.17	6.3
99/00	3.0	2.67	8.0

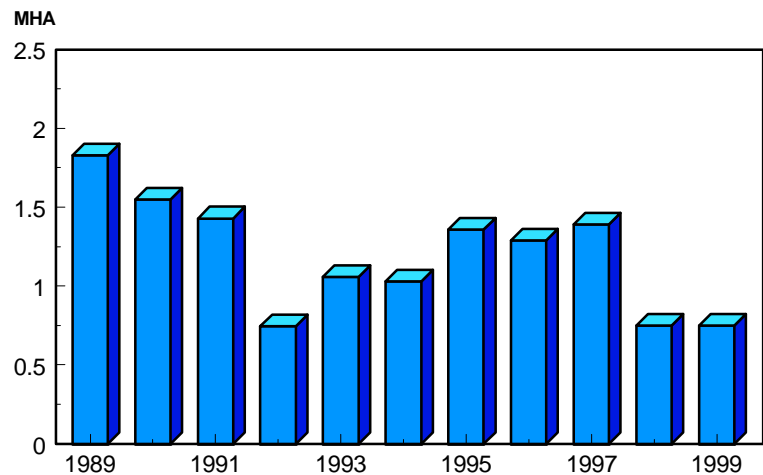
South Africa Wheat Production



South Africa Wheat Yield



South Africa Wheat Area



South Africa Wheat

Marketing Year	Area MHa	Yield MT/Ha	Production MMT
89/90	1.83	1.11	2.03
90/91	1.55	1.10	1.70
91/92	1.43	1.49	2.13
92/93	0.74	1.77	1.32
93/94	1.07	1.85	1.98
94/95	1.04	1.77	1.83
95/96	1.36	1.43	1.95
96/97	1.29	2.10	2.71
97/98	1.39	1.77	2.47
98/99	0.75	2.04	1.53
99/00	0.75	1.87	1.40