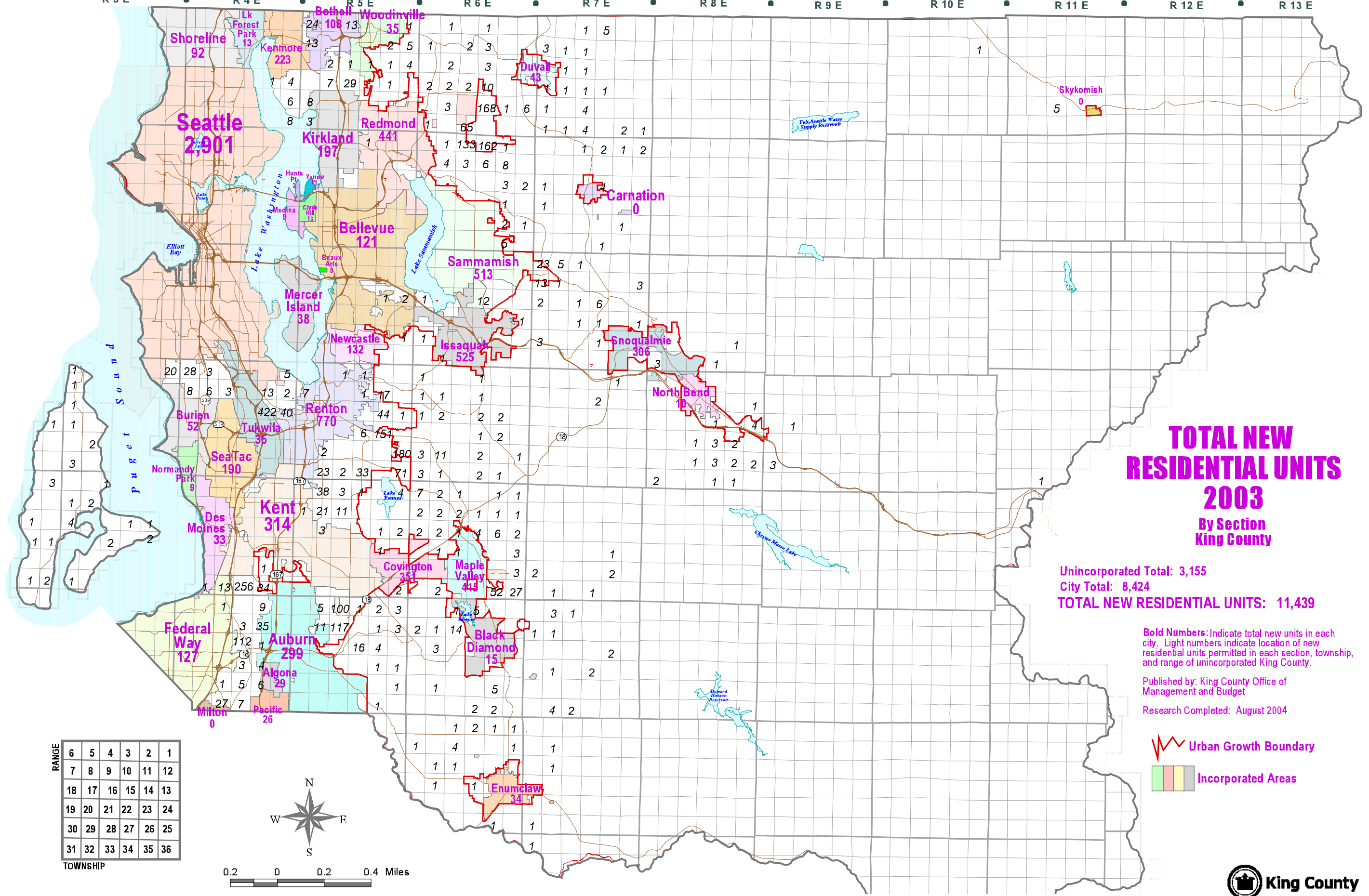


R 3 E R 4 E R 5 E R 6 E R 7 E R 8 E R 9 E R 10 E R 11 E R 12 E R 13 E

T 26 N
T 25 N
T 24 N
T 23 N
T 22 N
T 21 N
T 20 N
T 19 N

T 26 N
T 25 N
T 24 N
T 23 N
T 22 N
T 21 N
T 20 N
T 19 N



TOTAL NEW RESIDENTIAL UNITS 2003


By Section King County

Unincorporated Total: 3,155
 City Total: 8,424
TOTAL NEW RESIDENTIAL UNITS: 11,439

Bold Numbers: Indicate total new units in each city. Light numbers indicate location of new residential units permitted in each section, township, and range of unincorporated King County.

Published by: King County Office of Management and Budget

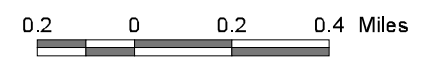

Research Completed: August 2004

-  Urban Growth Boundary
-  Incorporated Areas

6	5	4	3	2	1
7	8	9	10	11	12
18	17	16	15	14	13
19	20	21	22	23	24
30	29	28	27	26	25
31	32	33	34	35	36

RANGE

TOWNSHIP



R 3 E R 4 E R 5 E R 6 E R 7 E R 8 E R 9 E R 10 E R 11 E R 12 E R 13 E