

**MENTAL ILLNESS AND DRUG DEPENDENCY ACTION PLAN**  
**Population Data and Service Needs**

**Prevalence** *Of the 24% of King County residents (433,000) that are low-income (e.g. ≤ 200% Federal Poverty Level):*

- 10% (44,400) have a chemical dependency
- 15% (65,000) have a serious mental illness

**Target Populations**

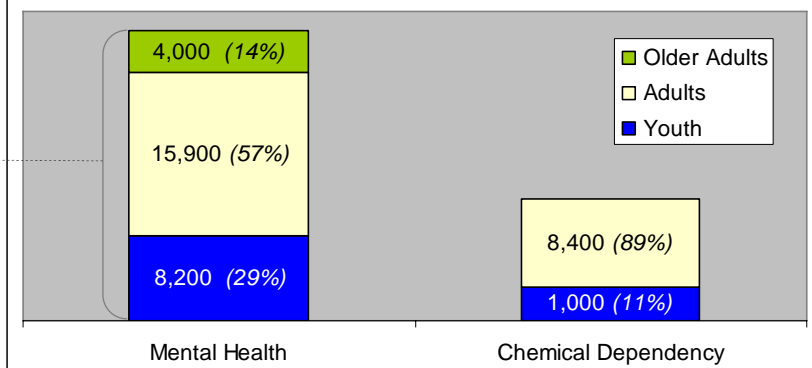
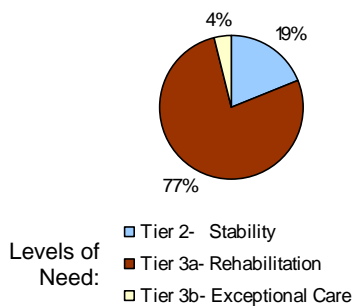
<b>Criminal Justice</b>	• Although they comprise just one-twentieth of the King County Jail’s population, seriously mentally ill persons account for two-thirds of its highest utilizers.
<b>Homelessness</b>	• Almost half of King County’s homeless have a serious mental illness or substance abuse disorder.
<b>Emergency Healthcare</b>	• 94% of persons who visited hospital emergency rooms in King County 21 times or more in 2002 had a mental illness, chemical dependency, or both.

**Cost-Effectiveness of Treatment** *For every dollar spent on treatment, two dollars are realized in public savings (WA State Institute of Public Policy- 2006 report to the Legislature).*

**Current Service Level** *2007 DCHS Adopted Budget: Mental Health \$133 M  
 Substance Abuse \$23.1 M*

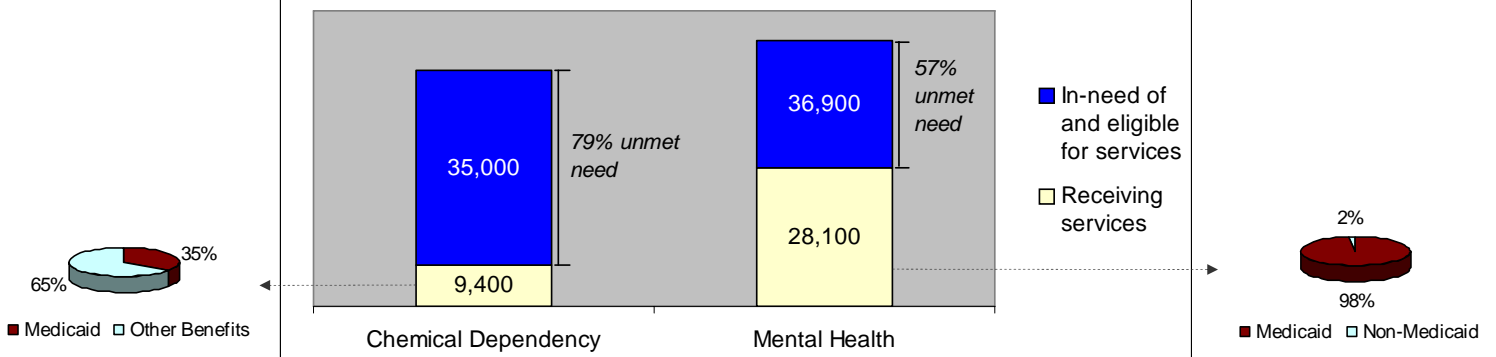
**Age Breakdown of 2006 DCHS Outpatient Chemical Dependency and Mental Health Clients**

*(Note- CD clients above age 18 are grouped into a single adult category)*



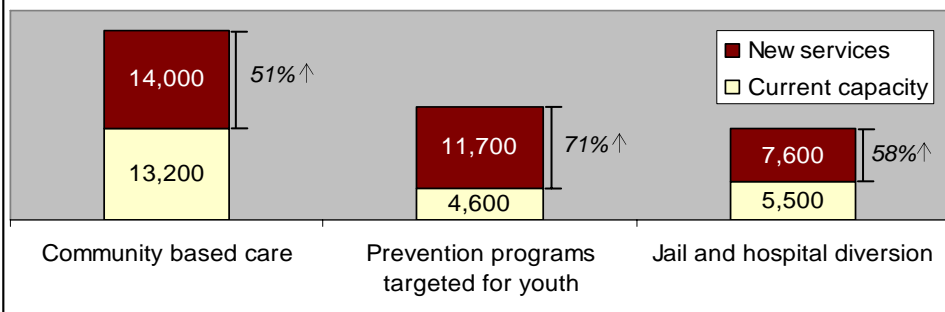
**Need for Services**

**Unduplicated Mental Health and Chemical Dependency Service Needs in King County**



**Projected Impact of Sales Tax Option** *33,300 additional services will be provided:*

**Projected Number of Services Provided Under Mental Illness and Drug Dependency Action Plan**



**New Services by Service Type**

