

Research Report

S E R I E S

Drugs with street names like acid, angel dust, and vitamin K distort the way a user perceives time, motion, colors, sounds, and self. These drugs can disrupt a person's ability to think and communicate rationally, or even to recognize reality, sometimes resulting in bizarre or dangerous behavior. Hallucinogens such as LSD cause emotions to swing wildly and real-world sensations to assume unreal, sometimes frightening aspects. Dissociative drugs like PCP and ketamine may make a user feel disconnected and out of control.

In addition to their short-term effects on perception and mood, LSD is associated with psychotic-like episodes that can occur long after a person has taken the drug, and PCP and ketamine can cause respiratory depression, heart rate abnormalities, and a withdrawal syndrome. Use of LSD and other hallucinogens by secondary school students has declined since 1998, but ketamine and LSD are becoming more widely used at dance clubs and all-night raves by older teens and young adults.

NIDA research is developing a clearer picture of the dangers of these mind-altering drugs. We have compiled the scientific information in this report to inform readers and to strengthen prevention and treatment efforts.

Alan I. Leshner, Ph.D.
 Director
 National Institute on Drug Abuse

HALLUCINOGENS AND DISSOCIATIVE DRUGS

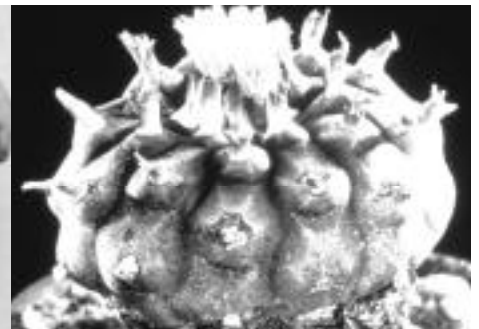
Including LSD, PCP, Ketamine, Dextromethorphan

What are hallucinogens?

Hallucinogens are drugs that cause hallucinations—profound distortions in a person's perceptions of reality. Under the influence of hallucinogens, people see images, hear sounds, and feel sensations that seem real but do not exist. Some hallucinogens also produce rapid, intense emotional swings.

Hallucinogens cause their effects by disrupting the interaction of nerve cells and the neurotransmitter serotonin. Distributed throughout the brain and spinal cord, the serotonin system is involved in the control of behavioral, perceptual, and regulatory systems, including mood, hunger, body temperature, sexual behavior, muscle control, and sensory perception.

LSD (an abbreviation of the German words for "lysergic



Psilocybin mushrooms and peyote cactus are plants that people have used to produce "visions."

from the director

acid diethylamide”) is the drug most commonly identified with the term “hallucinogen” and the most widely used in this class of drugs. It is considered the typical hallucinogen, and the characteristics of its action and effects described in this Research Report apply to the other hallucinogens, including mescaline, psilocybin, and ibogaine.

What are dissociative drugs?

Drugs such as PCP (phencyclidine) and ketamine, which were initially developed as general anesthetics for surgery, distort perceptions of sight and sound and produce feelings of detachment—

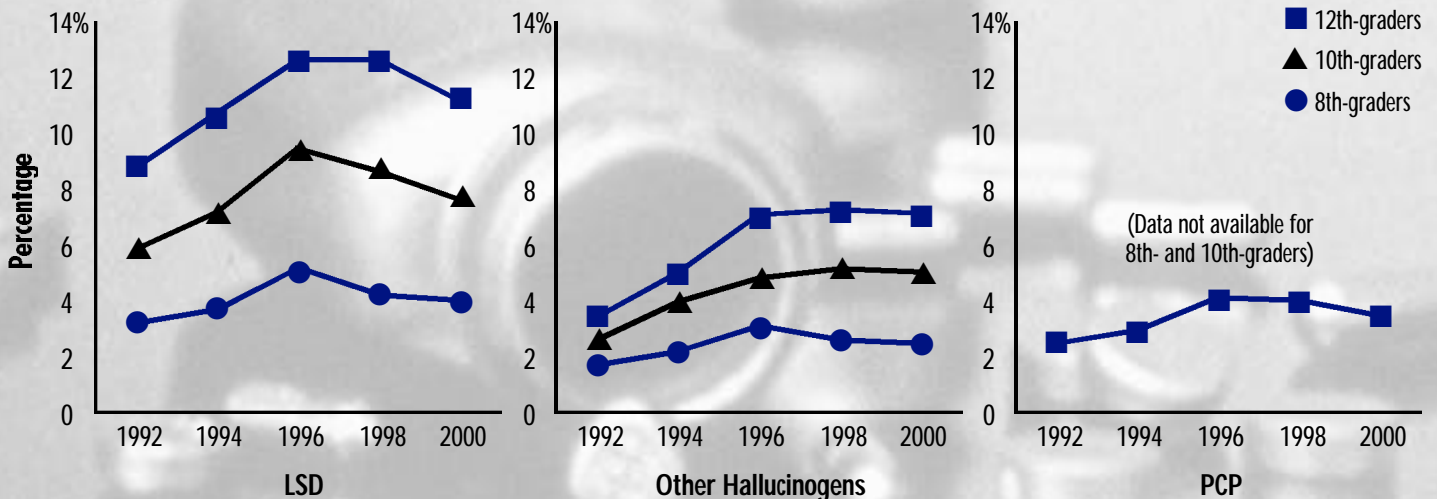
dissociation—from the environment and self. But these mind-altering effects are not hallucinations. PCP and ketamine are therefore more properly known as “dissociative anesthetics.” Dextromethorphan, a widely available cough suppressant, when taken in high doses can produce effects similar to those of PCP and ketamine.

The dissociative drugs act by altering distribution of the neurotransmitter glutamate throughout the brain. Glutamate is involved in perception of pain, responses to the environment, and memory. PCP is considered the typical dissociative drug, and the description of PCP’s actions and effects in this Research Report largely applies to ketamine and dextromethorphan as well.

Why do people take hallucinogens?

Hallucinogenic drugs have played a role in human life for thousands of years. Cultures from the tropics to the arctic have used plants to induce states of detachment from reality and to precipitate “visions” thought to provide mystical insight. These plants contain chemical compounds, such as mescaline, psilocybin, and ibogaine, that are structurally similar to serotonin, and they produce their effects by disrupting normal functioning of the serotonin system. Historically, hallucinogenic plants were used largely for social and religious ritual, and their availability was limited by

Prevalence of Students Who Have Ever Used Hallucinogens and PCP



Source: Monitoring the Future Survey, 2000

the climate and soil conditions they require. After the development of LSD, a synthetic compound that can be manufactured anywhere, abuse of hallucinogens became more widespread, and from the 1960s it increased dramatically. All LSD manufactured in this country is intended for illegal use, since LSD has no accepted medical use in the United States.

Physical characteristics of LSD

LSD is a clear or white, odorless, water-soluble material synthesized from lysergic acid, a compound derived from a rye fungus. LSD is the most potent mood- and perception-altering drug known: oral doses as small as 30 micrograms can produce effects that last 6 to 12 hours.

LSD is initially produced in crystalline form. The pure crystal can be crushed to powder and mixed with binding agents to produce tablets known as “microdots” or thin squares of gelatin called “window panes”; more commonly, it is dissolved, diluted, and applied to paper or other materials. The most common form of LSD is called “blotter acid”—sheets of paper soaked in LSD and perforated into 1/4-inch square, individual dosage units. Variations in manufacturing and the presence of contaminants can produce LSD in colors ranging from clear or white, in its purest form, to tan or even black. Even uncontaminated LSD begins to degrade and

Chemist Albert Hofmann, working at the Sandoz Corporation pharmaceutical laboratory in Switzerland, first synthesized LSD in 1938. He was conducting research on possible medical applications of various lysergic acid compounds derived from ergot, a fungus that develops on rye grass. Searching for compounds with therapeutic value, Hofmann created more than two dozen ergot-derived synthetic molecules. The 25th was called, in German, Lyserg-Säure-Diäthylamid 25, or LSD-25. Five years after he first created the drug, Hofmann accidentally ingested a small amount and experienced a series of frightening sensory effects:

“My surroundings . . . transformed themselves in more terrifying ways. Everything in the room spun around, and the familiar objects and pieces of furniture assumed grotesque, threatening forms. They were in continuous motion, animated, as if driven by an inner restlessness Even worse than these demonic transformations of the outer world were the alterations that I perceived in myself, in my inner being. Every exertion of my will, every attempt to put an end to the disintegration of the outer world and the dissolution of my ego, seemed to be wasted effort. A demon had invaded me, had taken possession of my body, mind, and soul.”

discolor soon after it is manufactured, and drug distributors often apply LSD to colored paper, making it difficult for a buyer to determine the drug’s purity or age.

LSD’s effects

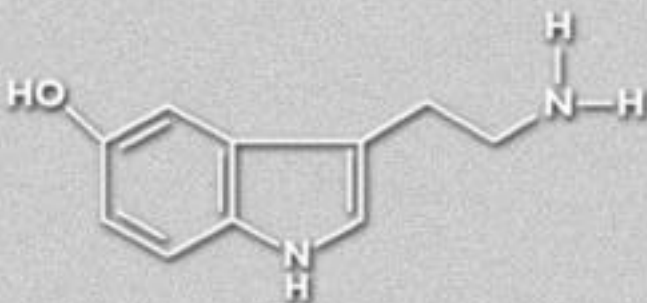
The precise mechanism by which LSD alters perceptions is still unclear. Evidence from laboratory studies suggests that LSD, like hallucinogenic plants, acts on certain groups of serotonin receptors designated the 5-HT₂

receptors, and that its effects are most prominent in two brain regions: One is the cerebral cortex, an area involved in mood, cognition, and perception; the other is the locus ceruleus, which receives sensory signals from all areas of the body and has been described as the brain’s “novelty detector” for important external stimuli.

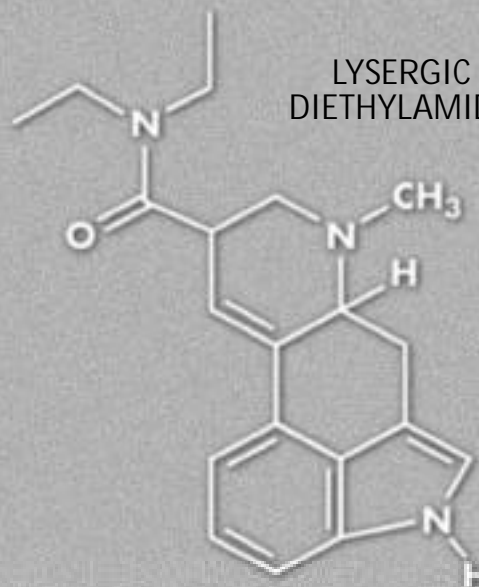
LSD’s effects typically begin within 30 to 90 minutes of ingestion and may last as long as

Structure of Serotonin and Selected Hallucinogens

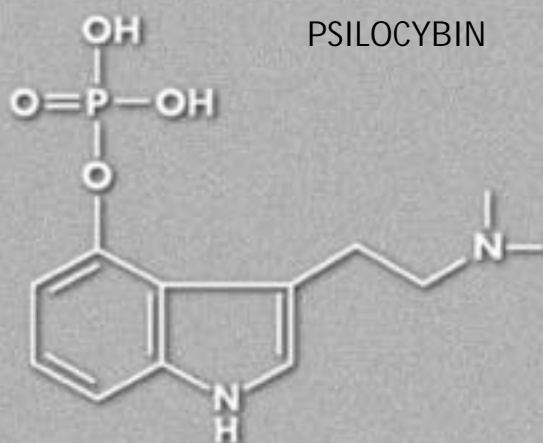
SEROTONIN



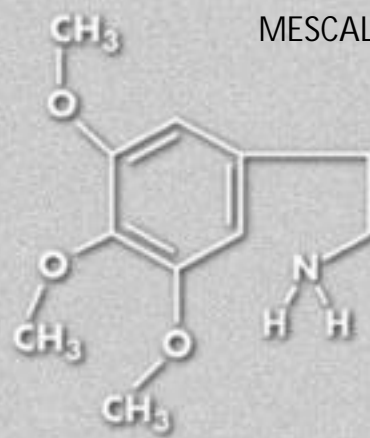
LYSERGIC ACID
DIETHYLAMIDE - LSD



PSILOCYBIN



MESCALINE



Hallucinogenic drugs are much like the neurotransmitter serotonin in their molecular structure as well as where and how they act in the brain.

12 hours. Users refer to LSD and other hallucinogenic experiences as “trips” and to the acute adverse experiences as “bad trips.” Although most LSD trips include both pleasant and unpleasant aspects, the drug’s effects are unpredictable and may vary with the amount ingested and the user’s person-

ality, mood, expectations, and surroundings.

Users of LSD may experience some physiological effects, such as increased blood pressure and heart rate, dizziness, loss of appetite, dry mouth, sweating, nausea, numbness, and tremors; but the drug’s major effects are emotional and sensory. The

user’s emotions may shift rapidly through a range from fear to euphoria, with transitions so rapid that the user may seem to experience several emotions simultaneously.

LSD also has dramatic effects on the senses. Colors, smells, sounds, and other sensations seem highly intensified. In some

cases, sensory perceptions may blend in a phenomenon known as synesthesia, in which a person seems to hear or feel colors and see sounds.

Hallucinations distort or transform shapes and movements, and they may give rise to a perception that time is moving very slowly or that the user's body is changing shape. On some trips, users experience sensations that are enjoyable and mentally stimulating and that produce a sense of heightened understanding. Bad trips, however, include terrifying thoughts and nightmarish feelings of anxiety and despair that include fears of insanity, death, or losing control.

LSD users quickly develop a high degree of tolerance for the drug's effects: After repeated use, they need increasingly larger doses to produce similar effects. LSD use also produces tolerance for other hallucinogenic drugs such as psilocybin and mescaline, but not to drugs such as marijuana, amphetamines, and PCP, which do not act directly on the serotonin receptors affected by LSD. Tolerance for LSD is short-lived—it is lost if the user stops taking the drug for several days. There is no evidence that LSD produces physical withdrawal symptoms when chronic use is stopped.

Two long-term effects—persistent psychosis and hallucinogen persisting perception disorder (HPPD), more commonly referred to as “flashbacks”—have been associated with use

of LSD. The causes of these effects, which in some users occur after a single experience with the drug, are not known.

Psychosis. The effects of LSD can be described as drug-induced psychosis—distortion or disorganization of a person's capacity to recognize reality, think rationally, or communicate with others. Some LSD users experience devastating psychological effects that persist after the trip has ended, producing a long-lasting psychotic-like state. LSD-induced persistent psychosis may include dramatic mood swings from mania to profound depression, vivid visual disturbances, and hallucinations. These effects may last for years and can affect people who have no history or other symptoms of psychological disorder.

Hallucinogen Persisting Perception Disorder. Some former LSD users report experiences known colloquially as “flashbacks” and called “HPPD” by physicians. These episodes are spontaneous, repeated, sometimes continuous recurrences of some of the sensory distortions originally produced by LSD. The experience may include hallucinations, but it most commonly consists of visual disturbances such as seeing false motion on the edges of the field of vision, bright or colored flashes, and halos or trails attached to moving objects. This condition is typically persistent and in some cases remains unchanged for years after individuals have stopped using the drug.

Because HPPD symptoms may be mistaken for those of other neurological disorders such as stroke or brain tumors, sufferers may consult a variety of clinicians before the disorder is accurately diagnosed. There is no established treatment for HPPD, although some antidepressant drugs may reduce the symptoms. Psychotherapy may help patients adjust to the confusion associated with visual distraction and to minimize the fear, expressed by some, that they are suffering brain damage or psychiatric disorder.

What are the facts about dissociative drugs?

PCP's forms and effects

PCP, developed in the 1950s as an intravenous surgical anesthetic, is classified as a dissociative anesthetic: Its sedative and anesthetic effects are trance-like, and patients experience a feeling of being “out of body” and detached from their environment. PCP was used in veterinary medicine but was never approved for human use because of problems that arose during clinical studies, including delirium and extreme agitation experienced by patients emerging from anesthesia.

During the 1960s, PCP in pill form became widely abused, but the surge in illicit use receded rapidly as users became dissatisfied with the long delay between

taking the drug and feeling its effects, and with the unpredictable and often violent behavior associated with its use.

Street Names for Hallucinogens and Dissociative Drugs

LSD

- acid
- blotter
- blotter acid
- dots
- microdot
- pane
- paper acid
- sugar
- sugar cubes
- trip
- window glass
- window pane
- Zen

Ketamine

- bump
- cat Valium
- green
- honey oil
- jet
- K
- purple
- Special K
- special la coke
- super acid
- super C
- vitamin K

PCP

- angel
- angel dust
- boat
- dummy dust
- love boat
- peace
- supergrass
- zombie

Powdered PCP—known as “ozone,” “rocket fuel,” “love boat,” “hog,” “embalming fluid,” or “superweed”—appeared in the 1970s. In powdered form, the drug is sprinkled on marijuana, tobacco, or parsley, then smoked, and the onset of effects is rapid. Users sometimes ingest PCP by snorting the powder or by swallowing it in tablet form. Normally a white crystalline powder, PCP is sometimes colored with water-soluble or alcohol-soluble dyes.

When snorted or smoked, PCP rapidly passes to the brain to disrupt the functioning of sites known as NMDA (*N*-methyl-D-aspartate) receptor complexes, which are receptors for the neurotransmitter glutamate. Glutamate receptors play a major role in the perception of pain, in cognition—including learning and memory—and in emotion. In the brain, PCP also alters the actions of dopamine, a neurotransmitter responsible for the euphoria and “rush” associated with many abused drugs.

At low PCP doses (5 mg or less), physical effects include shallow, rapid breathing, increased blood pressure and heart rate, and elevated temperature. Doses of 10 mg or more cause dangerous changes in blood pressure, heart rate, and respiration, often accompanied by nausea, blurred vision, dizziness, and decreased awareness of pain. Muscle contractions may cause uncoordinated movements and bizarre postures. When severe, the muscle contractions

can result in bone fracture or in kidney damage or failure as a consequence of muscle cells breaking down. Very high doses of PCP can cause convulsions, coma, hyperthermia, and death.

PCP’s effects are unpredictable. Typically, they are felt within minutes of ingestion and last for several hours. Some users report feeling the drug’s effects for days. One drug-taking episode may produce feelings of detachment from reality, including distortions of space, time, and body image; another may produce hallucinations, panic, and fear. Some users report feelings of invulnerability and exaggerated strength. PCP users may become severely disoriented, violent, or suicidal.

Repeated use of PCP can result in addiction, and recent research suggests that repeated or prolonged use of PCP can cause withdrawal syndrome when drug use is stopped. Symptoms such as memory loss and depression may persist for as long as a year after a chronic user stops taking PCP.

Nature and effects of ketamine

Ketamine (“K,” “Special K,” “cat Valium”) is a dissociative anesthetic developed in 1963 to replace PCP and currently used in human anesthesia and veterinary medicine. Much of the ketamine sold on the street has been diverted from veterinarians’ offices. Although it is manufactured as an injectable liquid, in illicit use ketamine is generally



Extra-strength cough syrup is the most common source of abused dextromethorphan.

evaporated to form a powder that is snorted or compressed into pills.

Ketamine's chemical structure and mechanism of action are similar to those of PCP, and its effects are similar, but ketamine is much less potent than PCP with effects of much shorter duration. Users report sensations ranging from a pleasant feeling of floating to being separated from their bodies. Some ketamine experiences involve a terrifying feeling of almost complete sensory detachment that is likened to a near-death experience. These experiences, similar to a "bad trip" on LSD, are called the "K-hole."

Ketamine is odorless and tasteless, so it can be added to beverages without being detected, and it induces amnesia. Because of these properties, the drug is sometimes given to unsuspecting victims and used in the commis-

sion of sexual assaults referred to as "drug rape."

Nature and effects of dextromethorphan

Dextromethorphan (sometimes called "DXM" or "robo") is a cough-suppressing ingredient in a variety of over-the-counter cold and cough medications. Like PCP and ketamine, dextromethorphan acts as an NMDA receptor antagonist. The most common source of abused dextromethorphan is "extra-strength" cough syrup, which typically contains 3 milligrams of the drug per milliliter of syrup. At the doses recommended for treating coughs (1/6 to 1/3 ounce of medication, containing 15 mg to 30 mg dextromethorphan), the drug is safe and effective. At much higher doses (4 or more ounces), dextromethorphan produces dissociative effects similar to those of PCP and ketamine.

The effects vary with dose, and dextromethorphan users describe a set of distinct dose-dependent "plateaus" ranging from a mild stimulant effect with distorted visual perceptions at low (approximately 2-ounce) doses to a sense of complete dissociation from one's body at doses of 10 ounces or more. The effects typically last for 6 hours. Over-the-counter medications that contain dextromethorphan often contain antihistamine and decongestant ingredients as well, and high doses of these mixtures can seriously increase risks of dextromethorphan abuse.

Where can I get more scientific information on hallucinogens and dissociative drugs?

Fact sheets on LSD, PCP, other illicit drugs, and related topics are available free, in English and Spanish, with a call to NIDA Infobox at 1-888-NIH-NIDA (1-888-644-6432) or, for the deaf, 1-888-TTY-NIDA (1-888-889-6432).

Further information on hallucinogens and dissociative drugs can be obtained also through NIDA's home page (www.drugabuse.gov) and from the National Clearinghouse for Alcohol and Drug Information (NCADI) at 1-800-729-6686. NCADI's Web site is www.health.org.

Glossary

Acid: Common street name for LSD.

Angel dust: Common street name for PCP.

Cerebral cortex: Region of the brain responsible for cognitive functions including reasoning, mood, and perception of stimuli.

Dissociative anesthetic: Compound, such as phencyclidine or ketamine, that produces an anesthetic effect characterized by a feeling of being detached from the physical self.

DXM: Common street name for dextromethorphan.

Flashback: Slang term for HPPD (see below).

Glutamate: A neurotransmitter associated with pain, memory, and response to changes in the environment.

Hallucinogen: A drug that produces hallucinations—distortion in perception of sights and sounds—and disturbances in emotion, judgment, and memory.

HPPD: Hallucinogen persisting perception disorder; the spontaneous and sometimes continuous recurrence of perceptual effects of LSD long after an individual has ingested the drug.

Ketamine: Dissociative anesthetic abused for its mind-altering effects and sometimes used to facilitate sexual assault.

Locus ceruleus: Region of the brain that receives and processes sensory signals from all areas of the body.

Neurotransmitter: Chemical compound that acts as a messenger to carry signals or stimuli from one nerve cell to another.

NMDA: *N*-methyl-D-aspartate, a chemical compound that reacts with glutamate receptors on nerve cells.

PCP: Phencyclidine, a dissociative anesthetic abused for its mind-altering effects.

Persistent psychosis: Unpredictable and long-lasting visual disturbances, dramatic mood swings, and hallucinations experienced by some LSD users after they have discontinued use of the drug.

Robo: Common street name for dextromethorphan.

Serotonin: A neurotransmitter that causes a very broad range of effects on perception, movement, and the emotions by modulating the actions of other neurotransmitters in most parts of the brain.

References

Abraham, H.D.; Aldridge, A.M.; and Gogia, P. The psychopharmacology of hallucinogens. *Neuropsychopharmacology* 14: 285-298, 1996.

Aghajanian, G.K., and Marek, G.J. Serotonin and hallucinogens. *Neuropsychopharmacology* 21: 16S-23S, 1999.

Backstrom, J.R.; Chang, M.S.; Chu, H.; Niswender, C.M.; and Sanders-Bush, E. Agonist-directed signaling of serotonin 5-HT_{2c} receptors: differences between serotonin and lysergic acid diethylamide (LSD). *Neuropsychopharmacology* 21: 77S-81S, 1999.

Carroll, M.E. PCP and hallucinogens. *Advances in Alcohol and Substance Abuse* 9(1-2): 167-190, 1990.

Christophersen, A.S. Amphetamine designer drugs: an overview and epidemiology. *Toxicology Letters* 112-113: 127-131, 2000.

Frankenheim, J., and Lin, G.C. Hallucinogenic Drugs. In: Craighead, W.E., and Nemeroff, C., eds. *Encyclopedia of Psychology and Neuroscience*. New York: John Wiley & Sons, in press.

Hofmann, A. *LSD: My Problem Child*. New York: McGraw-Hill, 1980.

Javitt, D.C., and Zukin, S.R. Recent advances in the phencyclidine model of schizophrenia. *American Journal of Psychiatry* 148:1301-1308, 1991.

Sanders-Bush, E. Neurochemical Evidence That Hallucinogenic Drugs are 5-HT_{2c} Receptor Agonists: What Next? In: Lin, G.C., and Glennon, R.A., eds. *Hallucinogens: An Update. National Institute on Drug Abuse Research Monograph No. 146*. NIH Pub. No. 94-3872. Washington, D.C.: U.S. Government Printing Office, 1994.

Ungerleider, J.T., and Pechnick, R.N. Hallucinogens. In: Lowenstein, J.H.; Ruiz, P.; and Millman, R.B., eds. *Substance Abuse: A Comprehensive Textbook, Second Edition*. Baltimore: Williams & Wilkins, 1992.



NIH Publication Number 01-4209

Printed March 2001

Feel free to reprint this publication.

Access information on the Internet

- What's new on the NIDA Web site
- Information on drugs of abuse
- Publications and communications (including NIDA NOTES)
- Calendar of events
- Links to NIDA organizational units
- Funding information (including program announcements and deadlines)
- International activities
- Links to related Web sites (access to Web sites of many other organizations in the field)

NIDA Web Sites
www.drugabuse.gov
www.steroidabuse.org
www.clubdrugs.org

NCADI
 Web Site: www.health.org
 Phone No.: 1-800-729-6686