



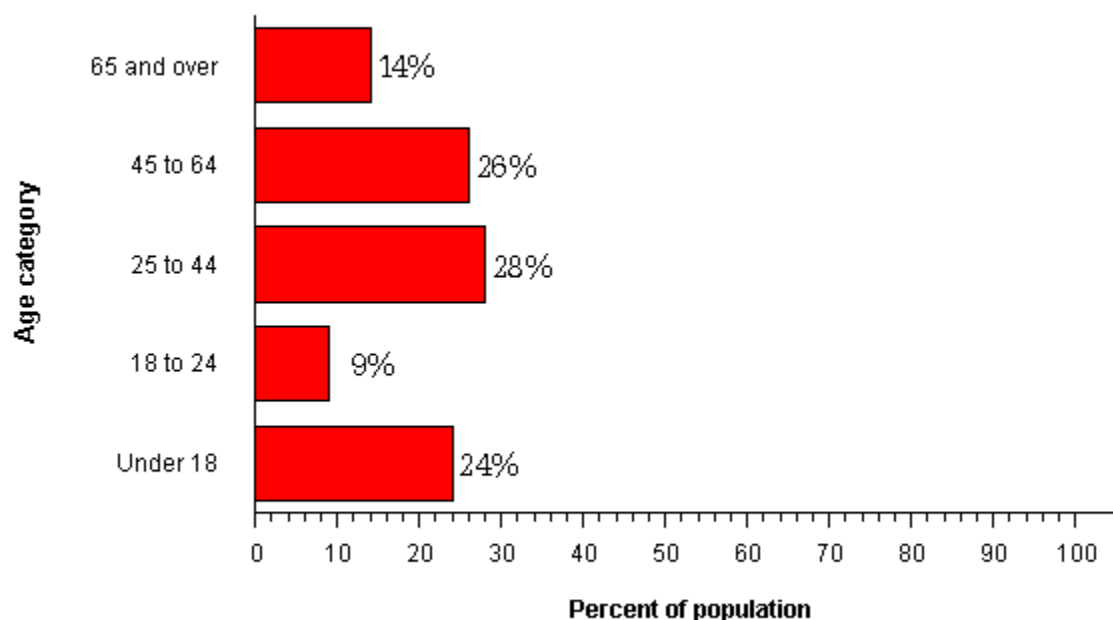
**Honolulu, HI MSA**  
**Population and Housing Narrative Profile: 2004**

Data Set: **2004 American Community Survey**

NOTE. Data are limited to the household population and exclude the population living in institutions, college dormitories, and other group quarters. For information on confidentiality protection, sampling error, nonsampling error, and definitions, see [Survey Methodology](#).

POPULATION OF Honolulu, HI MSA: In 2004, Honolulu, HI MSA had a household population of 869,000 - 441,000 (51 percent) females and 428,000 (49 percent) males. The median age was 37.9 years. Twenty-four percent of the population were under 18 years and 14 percent were 65 years and older.

**The Age Distribution of People in Honolulu, HI MSA in 2004**



Source: American Community Survey, 2004

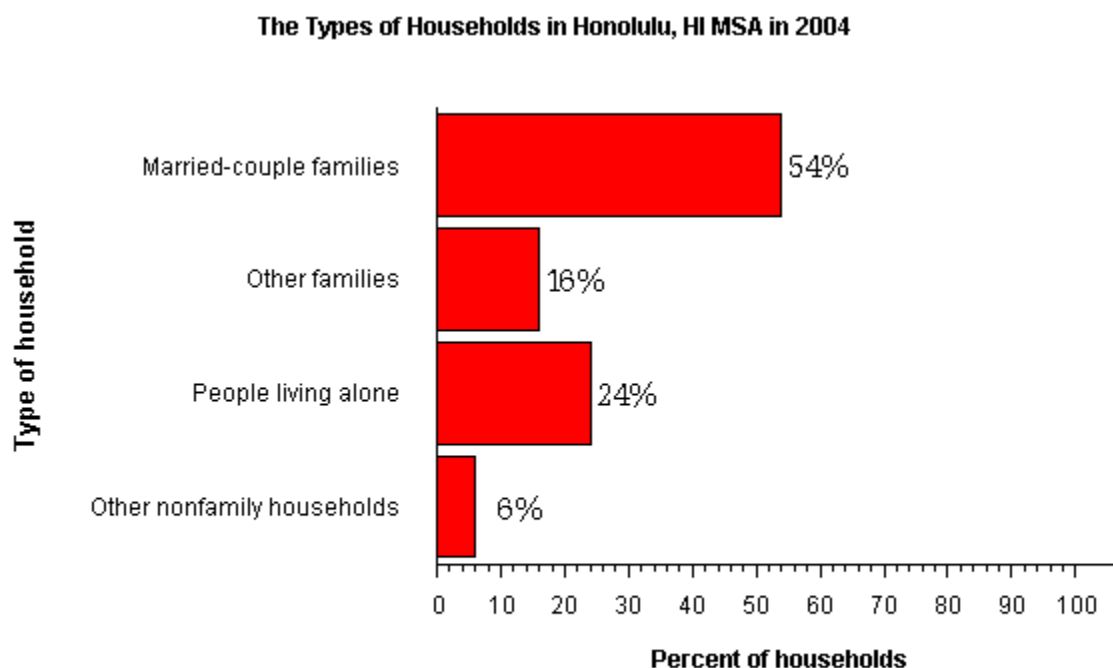
For people reporting one race alone, 25 percent were White; 3 percent were Black or African American; less than 0.5 percent were American Indian and Alaska Native; 60 percent were Asian; 10 percent were Native Hawaiian and Other Pacific Islander, and 1 percent were Some other race. Eighteen percent reported Two or more races. Seven percent of the people in Honolulu, HI MSA were Hispanic. Nineteen percent of the people in Honolulu, HI MSA were White non-Hispanic. People of Hispanic origin may be of any race.

More information on the age, race, and sex of the US population is available from American

Community Survey [Ranking Tables](#).

**HOUSEHOLDS AND FAMILIES:** In 2004 there were 300,000 households in Honolulu, HI MSA. The average household size was 2.9 people.

Families made up 70 percent of the households in Honolulu, HI MSA. This figure includes both married-couple families (54 percent) and other families (16 percent). Nonfamily households made up 30 percent of all households in Honolulu, HI MSA. Most of the nonfamily households were people living alone, but some were comprised of people living in households in which no one was related to the householder.



Source: American Community Survey, 2004

More information on the households and families of the US population is available from American Community Survey [Ranking Tables](#).

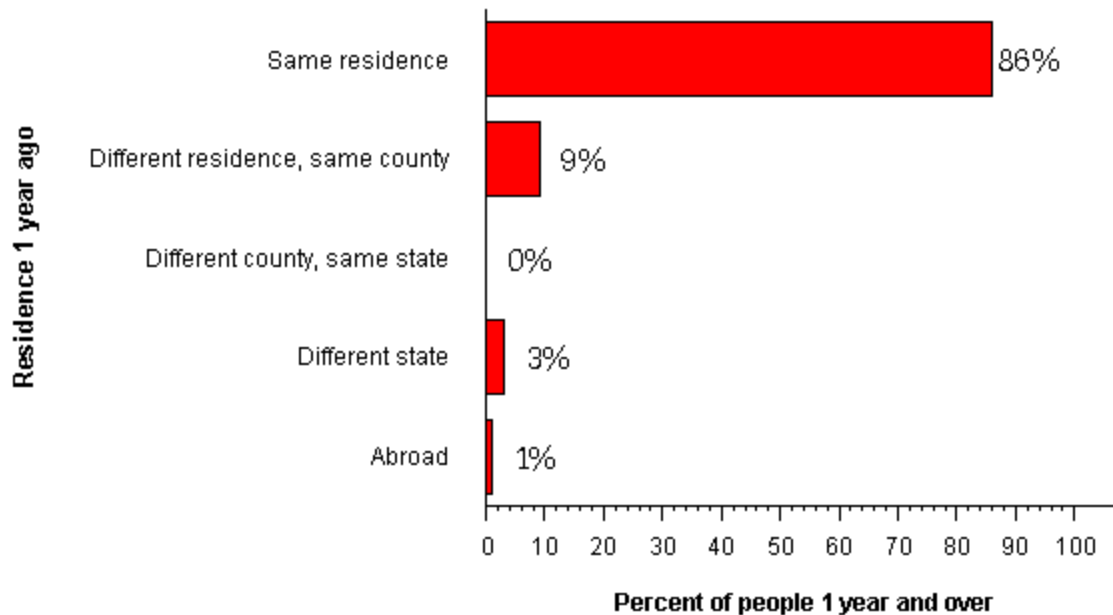
**NATIVITY AND LANGUAGE:** Twenty percent of the people living in Honolulu, HI MSA in 2004 were foreign born. Eighty percent were native, including 56 percent who were born in their state of residence.

Among people at least five years old living in Honolulu, HI MSA in 2004, 27 percent spoke a language other than English at home. Of those speaking a language other than English at home, 4 percent spoke Spanish and 96 percent spoke some other language; 46 percent reported that they did not speak English "very well."

More information on the nativity and languages of the US population is available from American Community Survey [Ranking Tables](#).

**GEOGRAPHIC MOBILITY:** In 2004, 86 percent of the people at least one year old living in Honolulu, HI MSA were living in the same residence one year earlier; 9 percent had moved during the past year from another residence in the same county, less than 0.5 percent from another county in the same state, 3 percent from another state, and 1 percent from abroad.

**Geographic Mobility of Residents of Honolulu, HI MSA in 2004**



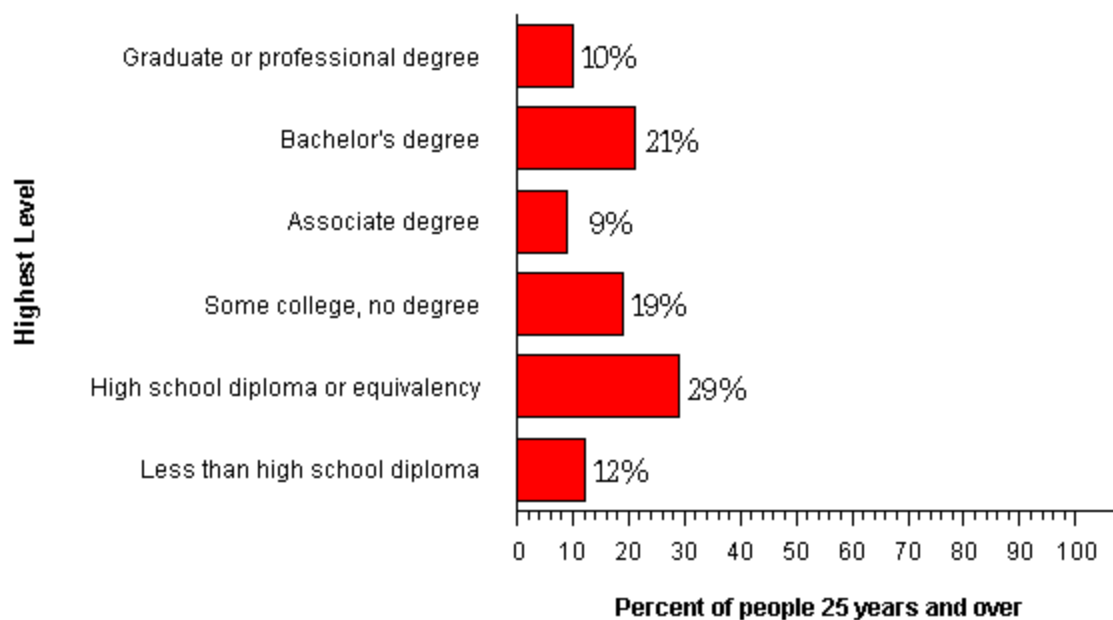
Source: American Community Survey, 2004

More information on the age, race, and sex of the US population is available from American Community Survey [Ranking Tables](#).

EDUCATION: In 2004, 88 percent of people 25 years and over had at least graduated from high school and 31 percent had a bachelor's degree or higher. Among people 16 to 19 years old, 2 percent were dropouts; they were not enrolled in school and had not graduated from high school.

The total school enrollment in Honolulu, HI MSA was 225,000 in 2004. Preprimary school enrollment was 25,000 and elementary or high school enrollment was 138,000 children. College enrollment was 62,000.

### The Educational Attainment of People in Honolulu, HI MSA in 2004



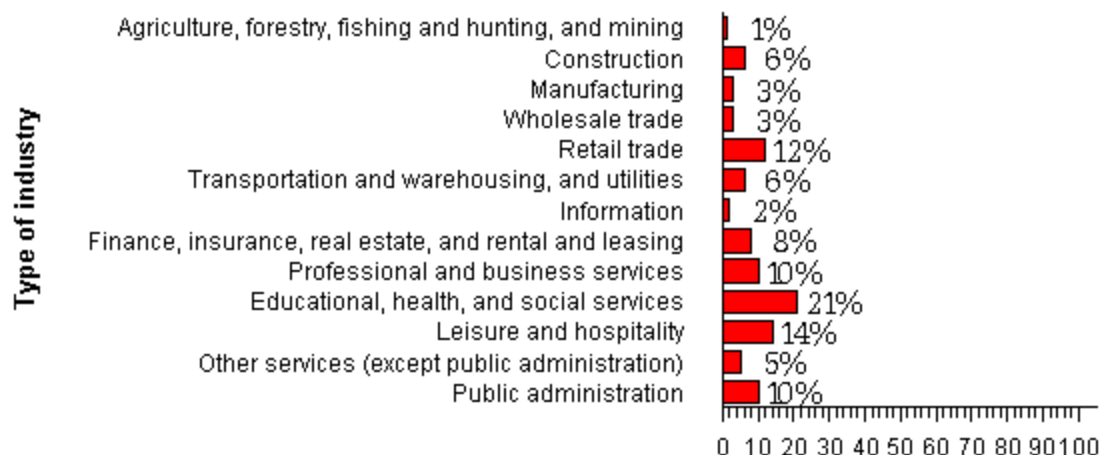
Source: American Community Survey, 2004

**DISABILITY:** In Honolulu, HI MSA, among people at least five years old in 2004, 12 percent reported a disability. The likelihood of having a disability varied by age - from 5 percent of people 5 to 20 years old, to 9 percent of people 21 to 64 years old, and to 35 percent of those 65 and older.

More information on the education and disability of the US population is available from American Community Survey [Ranking Tables](#).

**INDUSTRIES:** In 2004, for the employed population 16 years and older, the leading industries in Honolulu, HI MSA were Educational, health, and social services, 21 percent, and Other services (except public administration), 14 percent.

**Employment by Industry in Honolulu, HI MSA in 2004**



**Percent of employed population 16 years and over**

Source: American Community Survey, 2004

Note: The Professional and business services category includes the following industries: Professional, scientific, management, administrative, and waste management services. The Leisure and hospitality category includes the following industries: Arts, entertainment, recreation, accommodation, and food services

**OCCUPATIONS AND TYPE OF EMPLOYER:** Among the most common occupations were: Management, professional, and related occupations, 36 percent; Sales and office occupations, 28 percent; Service occupations, 19 percent; Construction, extraction, and maintenance occupations, 8 percent; and Production, transportation, and material moving occupations, 8 percent. Sixty-one percent of the people employed were Private wage and salary workers; 23 percent were Federal, state, or local government workers; and 7 percent were Self-employed.

More information on the industries, occupations, and type of employers of the US population is available from American Community Survey [Ranking Tables](#).

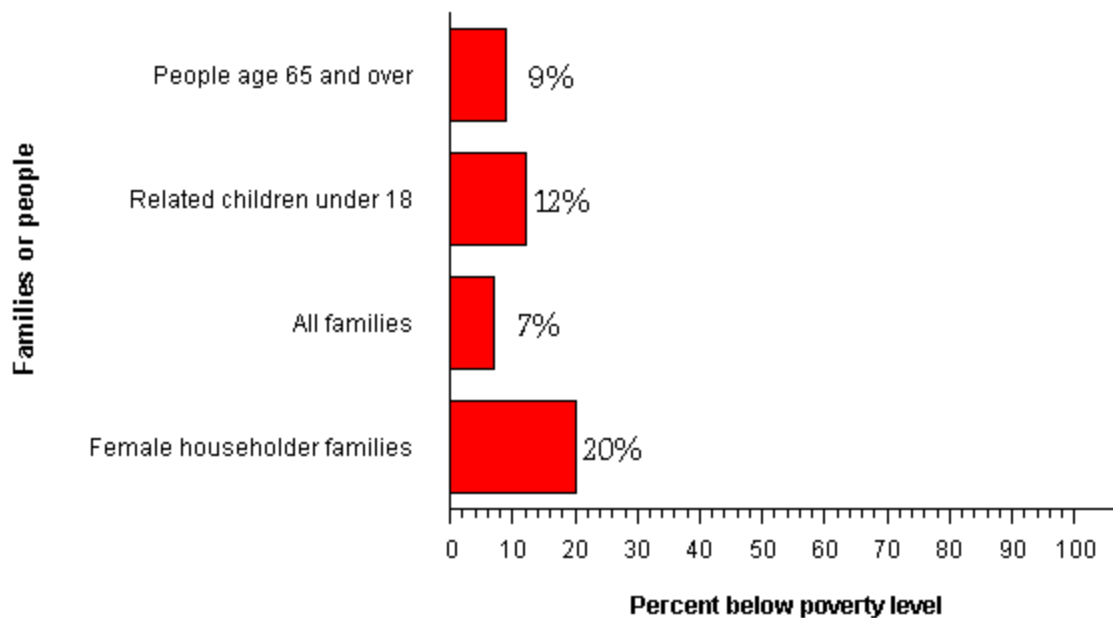
**TRAVEL TO WORK:** Sixty-six percent of Honolulu, HI MSA workers drove to work alone in 2004, 17 percent carpooled, 8 percent took public transportation, and 6 percent used other means. The remaining 3 percent worked at home. Among those who commuted to work, it took them on average 27.6 minutes to get to work.

**INCOME:** The median income of households in Honolulu, HI MSA was \$55,624. Eighty-two percent of the households received earnings and 25 percent received retirement income other than Social Security. Thirty percent of the households received Social Security. The average income from Social Security was \$13,253. These income sources are not mutually exclusive; that is, some households received income from more than one source.

More information on the travel to work and income of the US population is available from American Community Survey [Ranking Tables](#).

**POVERTY AND PARTICIPATION IN GOVERNMENT PROGRAMS:** In 2004, 9 percent of people were in poverty. Eleven percent of related children under 18 were below the poverty level, compared with 9 percent of people 65 years old and over. Seven percent of all families and 20 percent of families with a female householder and no husband present had incomes below the poverty level.

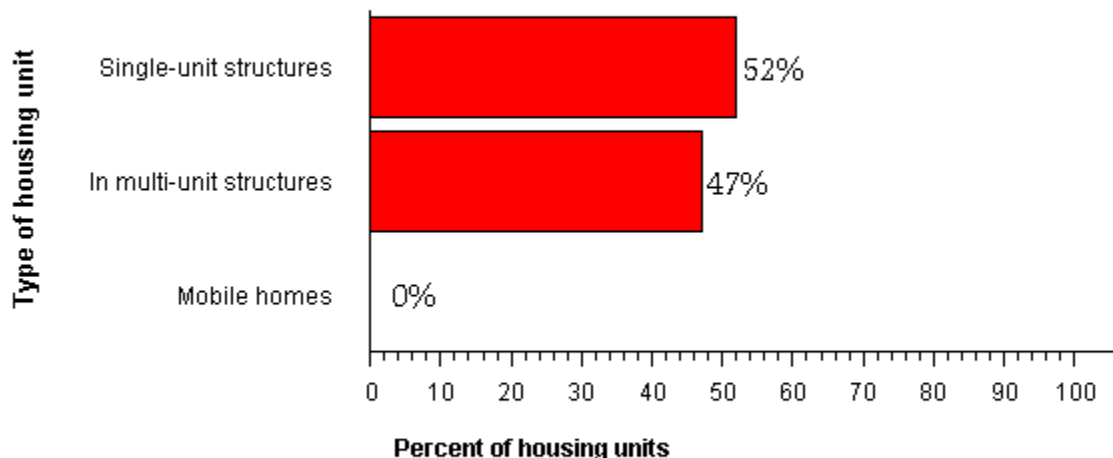
**Poverty Rates in Honolulu, HI MSA in 2004**



Source: American Community Survey, 2004

HOUSING CHARACTERISTICS: In 2004, Honolulu, HI MSA had a total of 326,000 housing units, 8 percent of which were vacant. Of the total housing units, 52 percent were in single-unit structures, 47 percent were in multi-unit structures, and less than 0.5 percent were mobile homes. Seventeen percent of the housing units were built since 1990.

**The Types of Housing Units in Honolulu, HI MSA in 2004**



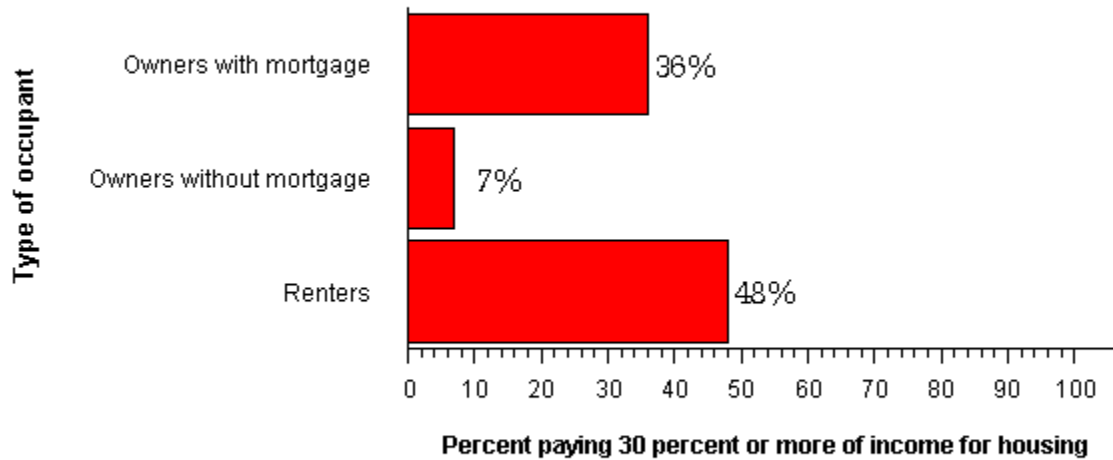
Source: American Community Survey, 2004

OCCUPIED HOUSING UNIT CHARACTERISTICS: In 2004, Honolulu, HI MSA had 300,000

occupied housing units - 172,000 (57 percent) owner occupied and 128,000 (43 percent) renter occupied. Five percent of the households did not have telephone service and 12 percent of the households did not have access to a car, truck, or van for private use. Multi Vehicle households were not rare. Thirty-five percent had two vehicles and another 18 percent had three or more.

**HOUSING COSTS:** The median monthly housing costs for mortgaged owners was \$1,711, nonmortgaged owners \$312, and renters \$874. Thirty-six percent of owners with mortgages, 7 percent of owners without mortgages, and 48 percent of renters in Honolulu, HI MSA spent 30 percent or more of household income on housing.

**Occupants with a Housing Cost Burden in Honolulu, HI MSA in 2004**



Source: American Community Survey, 2004

More information on the poverty and housing of the US population is available from American Community Survey [Ranking Tables](#).

Source: U.S. Census Bureau, 2004 American Community Survey

Notes:

- Detail may not add to totals due to rounding.
- Percentages are based on unrounded numbers.