

PM₁₀ (ug/m³) Data for December 31, 2007

PM₁₀ Particulate matter that is 10 microns or less in aerodynamic diameter

Preliminary Data Subject to Change

Air Monitoring Stations				
Time	Honolulu Kinau Hale	Pearl City ^b 860 4th St.	Kapolei Kapolei Business Park	Kihei Hale Piilani Park
1:00 a.m.	3	10	3	8
2:00 a.m.	1	10	5	9
3:00 a.m.	2	10	2	9
4:00 a.m.	0	10	2	9
5:00 a.m.	4	10	7	10
6:00 a.m.	10	10	7	10
7:00 a.m.	11	10	8	8
8:00 a.m.	11	10	9	10
9:00 a.m.	11	20	14	10
10:00 a.m.	16	20	NA	7
11:00 a.m.	14	20	NA	7
12:00 noon	13	NA	6	7
1:00 p.m.	9	20	8	11
2:00 p.m.	8	NA	5	2
3:00 p.m.	11	30	11	4
4:00 p.m.	11	20	6	8
5:00 p.m.	11	20	5	8
6:00 p.m.	11	20	11	7
7:00 p.m.	14	20	15	8
8:00 p.m.	9	30	64	12
9:00 p.m.	19	50	129	15
10:00 p.m.	28	180	118	9
11:00 p.m.	25	150	178	10
12:00 midnight	37	310	154	7
24 hour average^a	12	45	35	9

^a State and Federal Standard is 150 ug/m³ **averaged over 24 hours**

^b Instrument change at Pearl City for PM₁₀

NA Data not available due to equipment maintenance

PM₁₀ (ug/m³) Data for January 1, 2008

PM₁₀ Particulate matter that is 10 microns or less in aerodynamic diameter

Preliminary Data Subject to Change

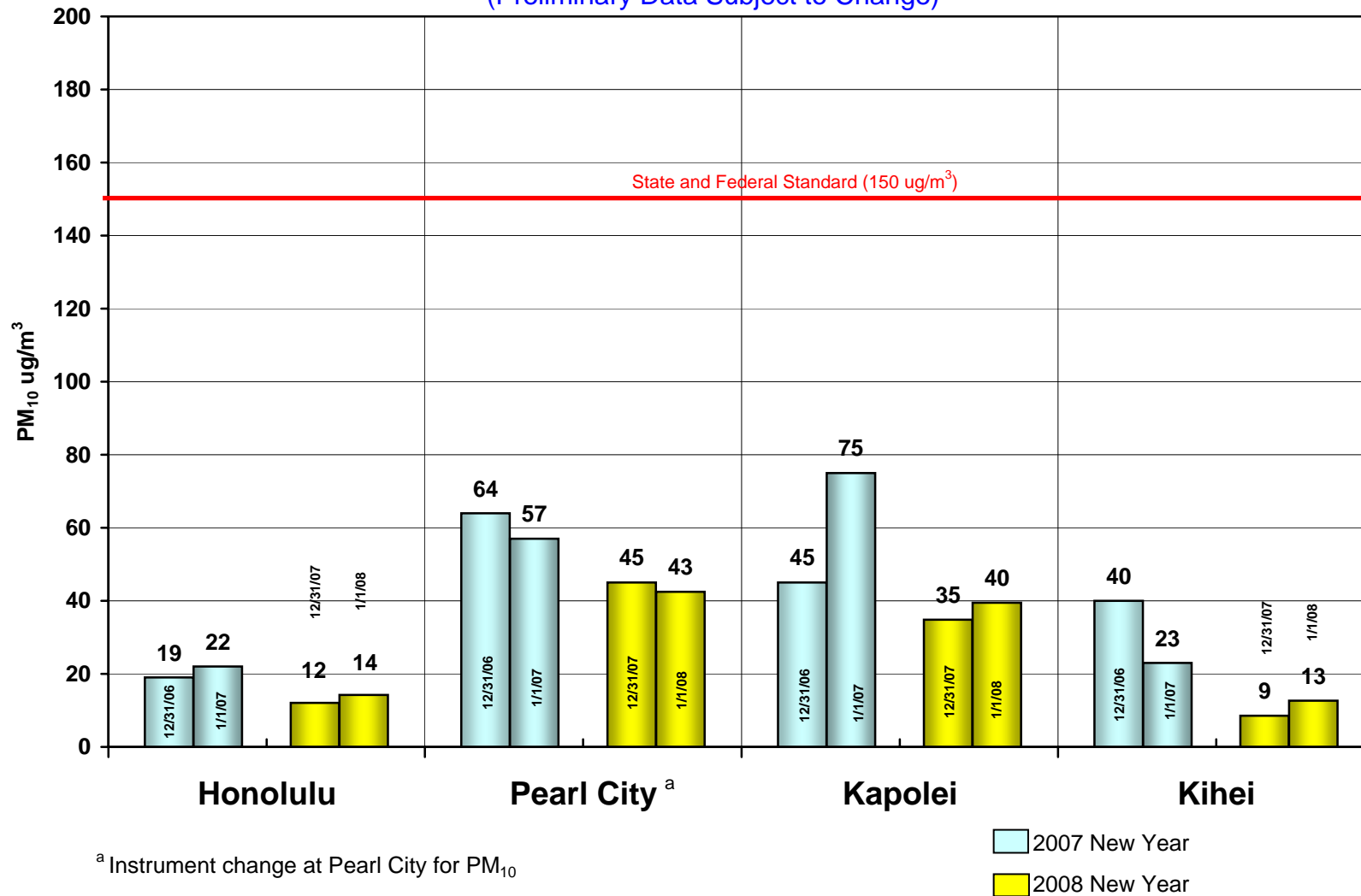
Air Monitoring Stations				
Time	Honolulu Kinau Hale	Pearl City ^b 860 4th St.	Kapolei Kapolei Business Park	Kihei Hale Piilani Park
1:00 a.m.	35	200	521	9
2:00 a.m.	25	410	209	6
3:00 a.m.	18	30	13	7
4:00 a.m.	16	20	10	8
5:00 a.m.	15	20	10	10
6:00 a.m.	16	20	10	12
7:00 a.m.	11	10	10	12
8:00 a.m.	16	20	10	8
9:00 a.m.	17	30	11	14
10:00 a.m.	17	20	11	10
11:00 a.m.	18	20	12	16
12:00 noon	18	10	6	16
1:00 p.m.	15	10	9	16
2:00 p.m.	7	10	20	18
3:00 p.m.	14	20	11	16
4:00 p.m.	12	30	12	18
5:00 p.m.	14	20	9	13
6:00 p.m.	10	20	10	14
7:00 p.m.	10	20	11	13
8:00 p.m.	7	20	9	13
9:00 p.m.	9	20	8	16
10:00 p.m.	10	10	6	15
11:00 p.m.	7	10	5	14
12:00 midnight	5	20	5	10
24 hour average^a	14	43	40	13

^a State and Federal Standard is 150 ug/m³ **averaged over 24 hours**

^b Instrument change at Pearl City for PM₁₀

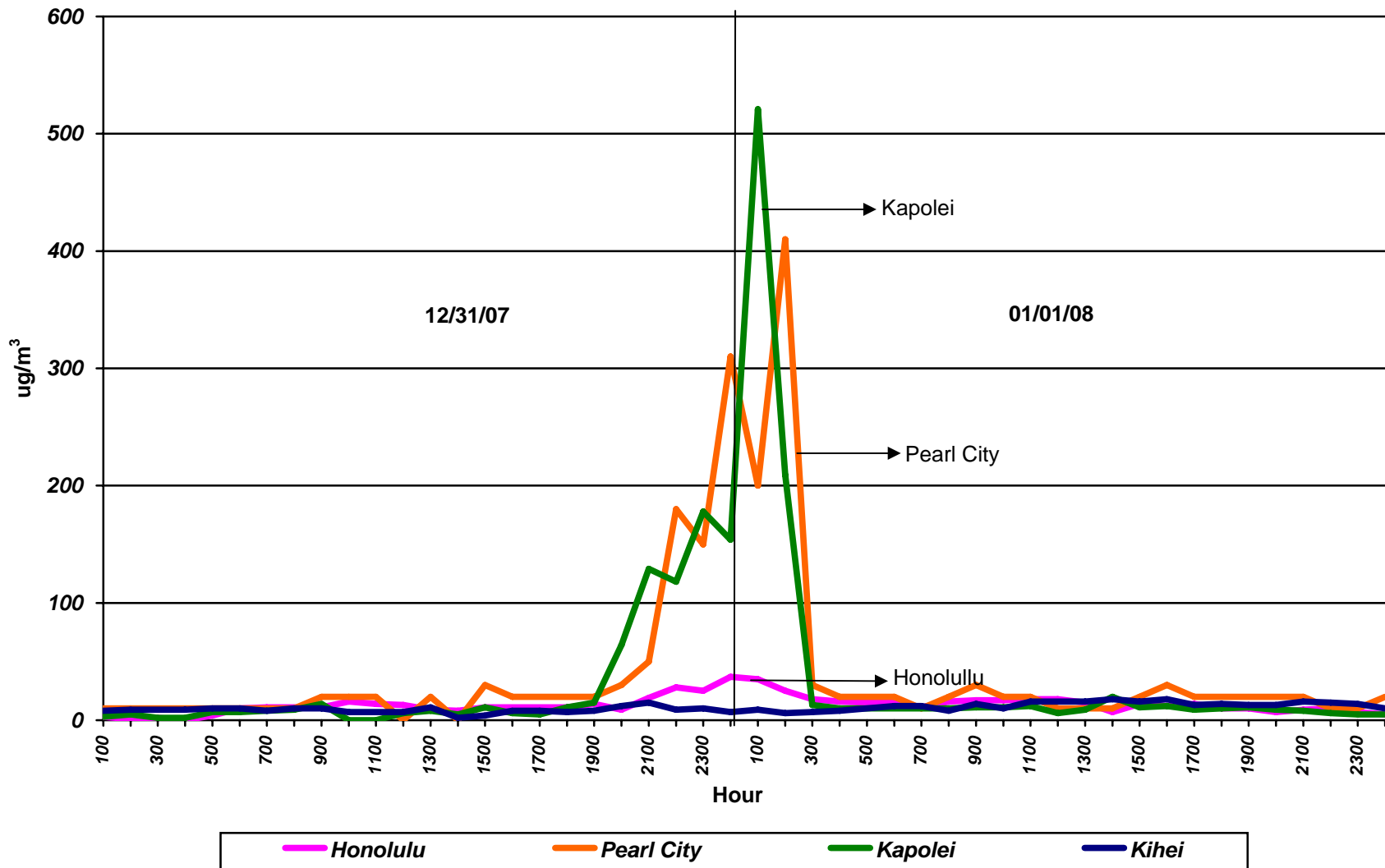
Comparison of New Year's 2007 and 2008: 24-Hour PM₁₀ Averages (ug/m³)

(Preliminary Data Subject to Change)



1-Hour PM₁₀ (ug/m³) Data for December 31, 2007 and January 01, 2008

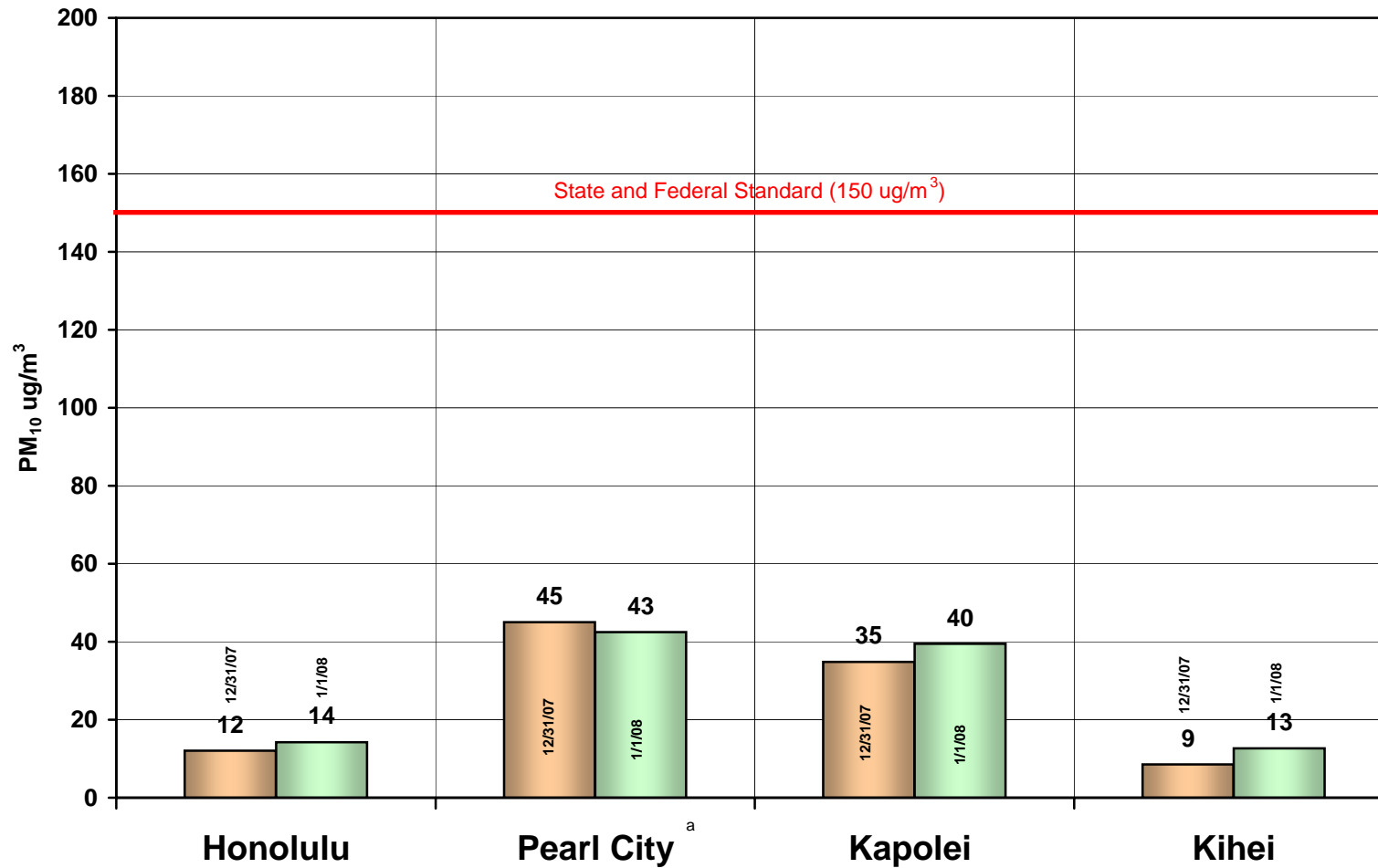
(Preliminary Data Subject to Change)



There is no State or Federal 1-hour standard for PM₁₀

The State and Federal standards for PM₁₀ are 150 ug/m³ averaged over 24 hours not to be exceeded more than once per year.

24-Hour PM₁₀ Averages (ug/m³) on December 31, 2007 and January 01, 2008 (Preliminary Data Subject to Change)



^a Instrument change at Pearl City for PM₁₀