



Date: April 9, 2007
 To: Members, Joint Ways & Means Subcommittee on Education
 From: Cam Preus-Braly, Commissioner
 Re: Follow-up Questions

In preparation for the public hearing on the CCWD budget, I wanted to bring back to you outstanding questions from the overview on January 24, 2007.

Textbook Cost

1. *Representative Galizio requested information regarding the increase of textbook costs.*

The 17 community colleges show a range of increase of -4% to 80% over a 5 year period. The average appears to be 30% from 2002 to 2007.

For example at Chemeketa Community College the following books for a Lower Division transfer student was compared:

Chemeketa Community College	Textbook Cost	Increase
2002: HST 110 Duiker: World History, Comp. 3rd '01	\$92.00	
2007: HST 110 Bentley: Traditions+Encounters 3rd '06	\$122.50	33%
2002: MTH 020 Tobey: Basic College Math 4th '02	\$82.75	
2007: MTH 020 Bittinger: Basic Math 10th '07	\$125.00	51%
2002: BA 211 Weygandt: Accounting Principles 6th '02	\$105.50	
2007: BA 211 Weygandt: Accounting Prin. (with CD) 7th '05	\$153.50	45%
2002: ENG 104 Meyer: Compact Bedford Intro. Lit. 5th '00	\$48.75	
2007: ENG 104 Meyer: Compact Bedford Intro. Lit. 7th '06	\$63.00	29%
2002: CH 110 Seager: Chem. F/Today 4th '00	\$96.75	
2007: CH 110 Timberlake: Chemistry 9th '06	\$139.00	44%

The following table reflects the increase at each community college.

Public Service Building

255 Capitol Street NE

Salem, Oregon 97310

Phone (503) 378-8648

Fax (503) 378-3365

www.odccwd.state.or.us



College	Textbook	Cost	Increase
Blue Mountain	2002 Average textbook cost	\$64.87	
	2007 Average textbook cost	\$67.88	5%
Central Oregon	2002 Average textbook cost	\$48.00	
	2007 Average textbook cost	\$62.00	29%
Chemeketa	2002 Average textbook cost	\$85.15	
	2007 Average textbook cost	\$120.60	42%
Clackamas	2002 Average textbook cost	\$46.00	
	2007 Average textbook cost	\$61.88	35%
Clatsop	2002 Average textbook cost	\$73.25	
	2007 Average textbook cost	\$91.55	25%
Columbia Gorge	2002 Average textbook cost	\$52.75	
	2007 Average textbook cost	\$60.88	15%
Klamath	OIT provides bookstore services, no information provided		
Lane	2002 Average textbook cost	\$83.54	
	2007 Average textbook cost	\$100.66	20%
Linn-Benton	2002 Average textbook cost	\$52.36	
	2007 Average textbook cost	\$50.12	-4%
Mt. Hood	2002 Average textbook cost	\$49.71	
	2007 Average textbook cost	\$61.75	24%
Oregon Coast	2002 Average textbook cost	\$313.00	
	2007 Average textbook cost	\$518.00	65%
Portland	2002 Average textbook cost	\$326.46	
	2007 Average textbook cost	\$374.22	15%
Rogue	2002 Average textbook cost	\$42.00	
	2007 Average textbook cost	\$64.00	52%
Southwestern	Average textbook cost between 2002 - 2007		30%
Tillamook Bay	Approximate increase in textbooks between 2002 and 2007		29%
Treasure Valley	2002 Average textbook cost	\$250.00	
	2007 Average textbook cost	\$450.00	80%
Umpqua	Average textbook cost between 2002 - 2007		30%

Taglines

2. Request for the taglines for all 17 community colleges.

The 17 community college taglines reflect the opportunity available locally for students to meet their education and training goals. These taglines also reflect the missions of the community colleges.

The table below provides the taglines of the community colleges.

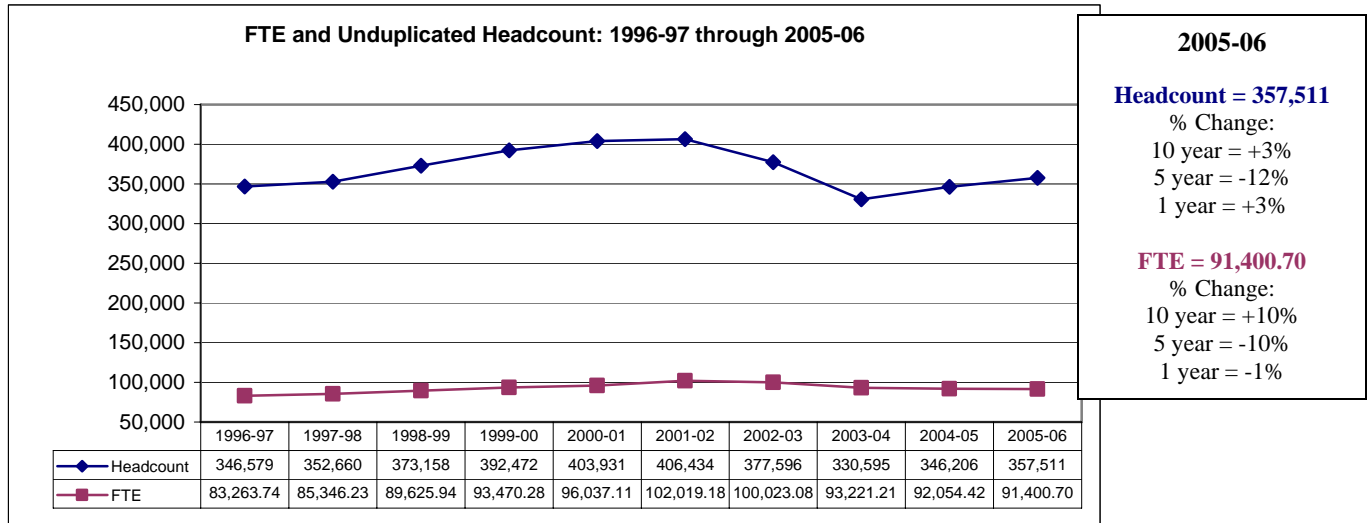
Community College	Tag line
Blue Mountain	Education for a Changing World
Central Oregon	Stay Close Go Far
Chemeketa	Opportunities for a lifetime
Clackamas	Smart
Clatsop	"Continuously Building an Educational Community that Encourages Learning and Achievement" & "Success Starts Here"
Columbia Gorge	Building Dreams, Transforming Lives
Klamath	KCC, it's a great place to start!
Lane	Change Happens
Linn-Benton	Write Your Own Story
Mt. Hood	Be Your Dream
Oregon Coast	Build Your Future With Us!
Portland	We're all about your future
Rogue	Life's best lessons start here
Southwestern	Southwestern leads and inspires lifelong learning
Tillamook Bay	Our Communities' College
Treasure Valley	It Makes You Think
Umpqua	Higher goals. Higher education.

Disaggregated Information

3. *Representative Morgan requested disaggregated information on community college enrollments. Several suggestions were by size, rural/urban and program.*

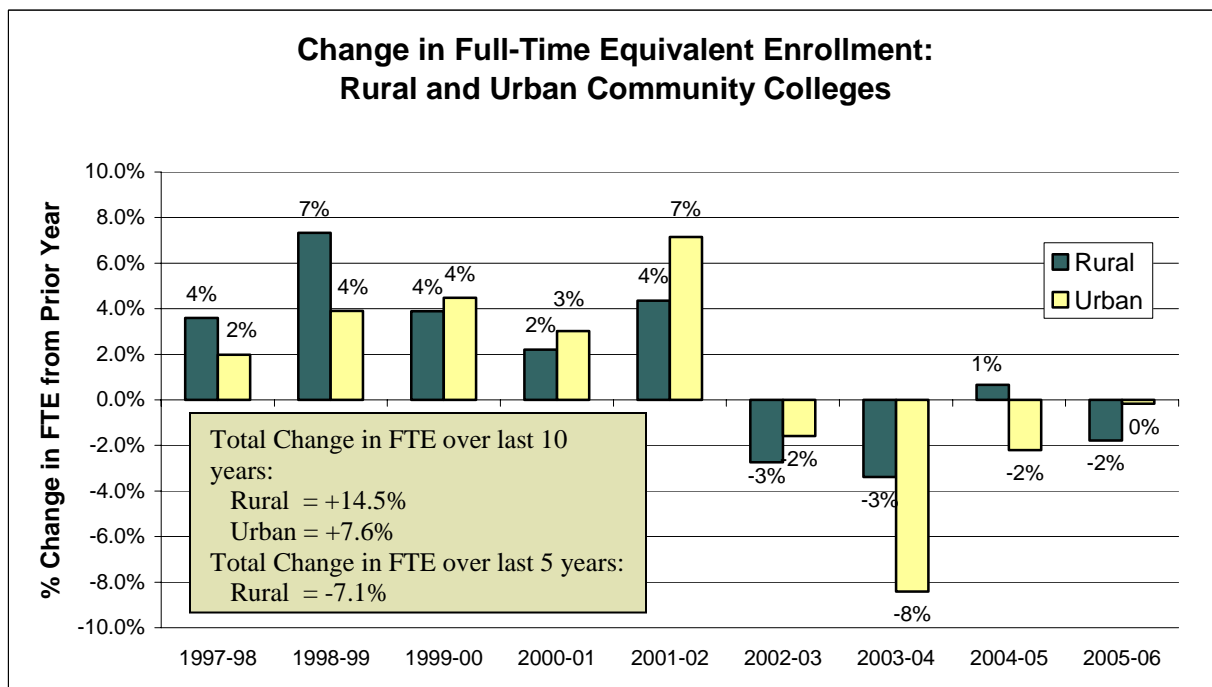
Overall: Between 2001-02 and 2003-04, headcount decreased 19%. Headcount enrollment has begun to recover, increasing 8% in the two years since 2003-04. However, community colleges have still experienced an overall headcount decline of 12% in the last five years (Figure 1). As Figure 1 also shows, FTE declined 10% in the last five years, and has not yet begun to recover.

Figure 1



Rural and Urban: It appears that FTE in rural colleges grew slightly more than FTE in urban colleges over the last ten years. In the last five years, rural colleges have had a smaller percentage loss of FTE than urban colleges (Figure 2).

Figure 2

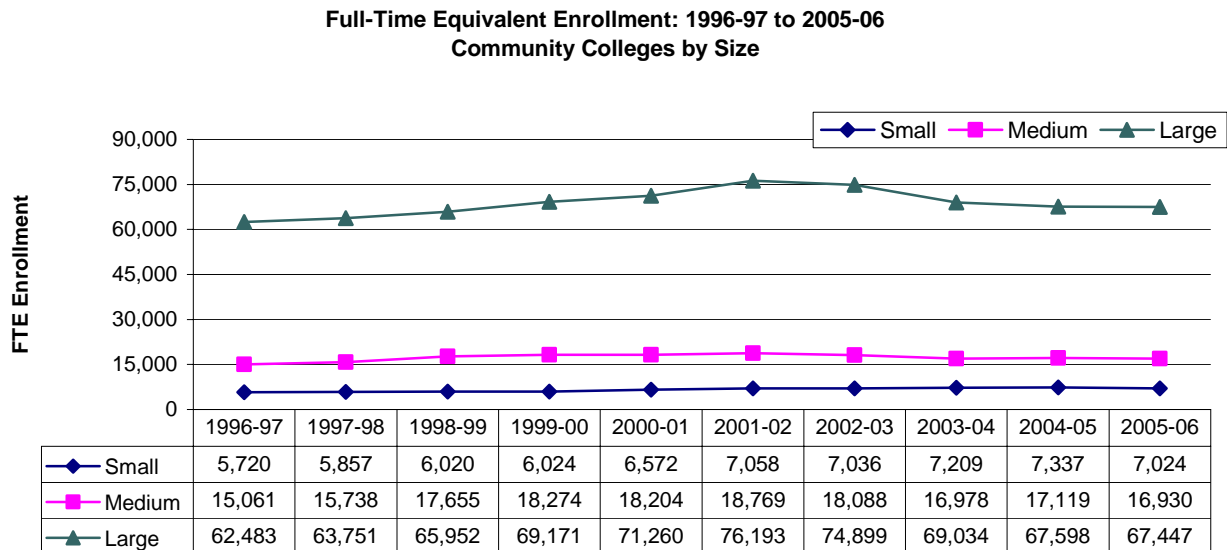


Urban community colleges include: Chemeketa Community College, Clackamas Community College, Mt. Hood Community College, Lane Community College and Portland Community College.

Rural community colleges include: Blue Mountain Community College, Central Oregon Community College, Clatsop Community College, Columbia Gorge Community College, Klamath Community College, Linn-Benton Community College, Oregon Coast Community College, Rogue Community College, Southwestern Oregon Community College, Tillamook Bay Community College, Treasure Valley Community College and Umpqua Community College.

College Size: As shown in Figure 3, colleges of all sizes increased in FTE enrollment over the last ten years. Small colleges increased 23% since 1996-97, while medium colleges increased 12% and large colleges increased 8%. Similarly, colleges of all sizes saw declines in FTE enrollment in the last five years. Between 2001-02 and 2005-06, small colleges lost just under 1% of FTE, while medium colleges lost 10% and large colleges lost 11%.

Figure 3



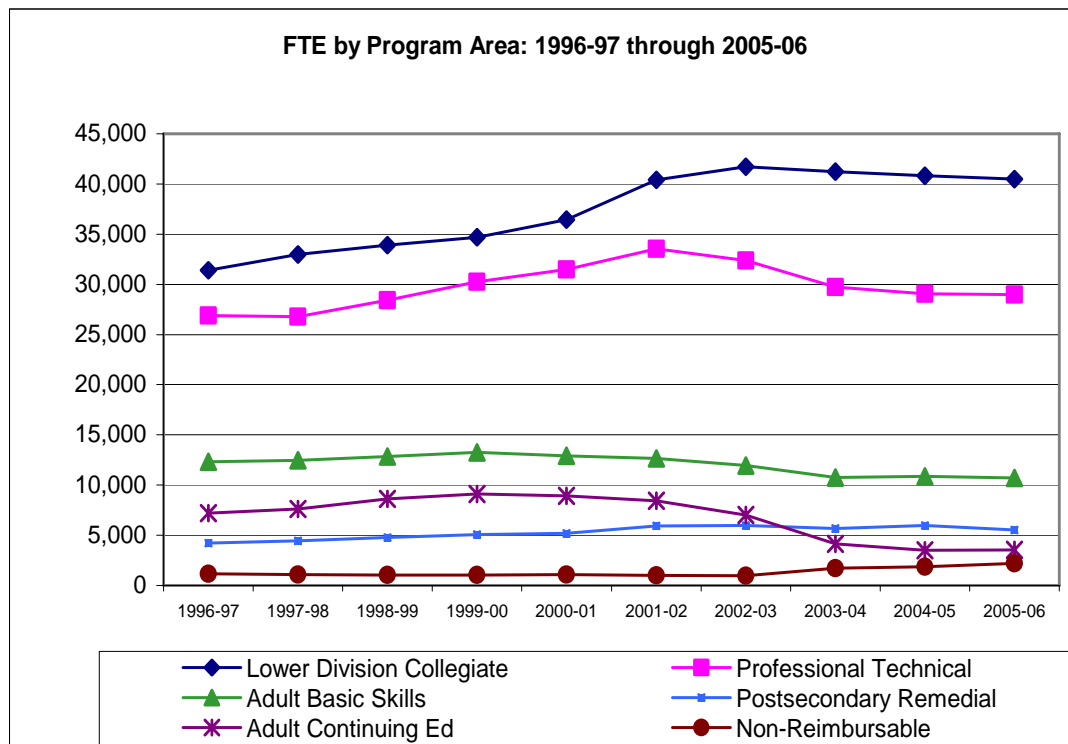
Small community colleges include: Clatsop Community College, Columbia Gorge Community College, Klamath Community College, Oregon Coast Community College, Tillamook Bay Community College and Treasure Valley Community College.

Medium community colleges include: Blue Mountain Community College, Central Oregon Community College, Rogue Community College, Southwestern Oregon Community College and Umpqua Community College.

Large community colleges include: Chemeketa Community College, Clackamas Community College, Lane Community College, Linn-Benton Community College, Mt. Hood Community College and Portland Community College.

Programs: Lower division collegiate FTE enrollment has remained very stable in the last five years, while programs like Professional Technical and Adult Basic skills have lost 14% and 15% of FTE, respectively. Figure 4 shows the changes in FTE enrollment for these programs over the last 10 years.

Figure 4.



Adult Basic Skills includes English as a Second Language (ESL), Adult High School Diploma (AHSD), General Education Development (GED), and Adult Basic Education (ABE). Professional Technical includes Professional Technical Supplemental, Preparatory and Apprenticeship.

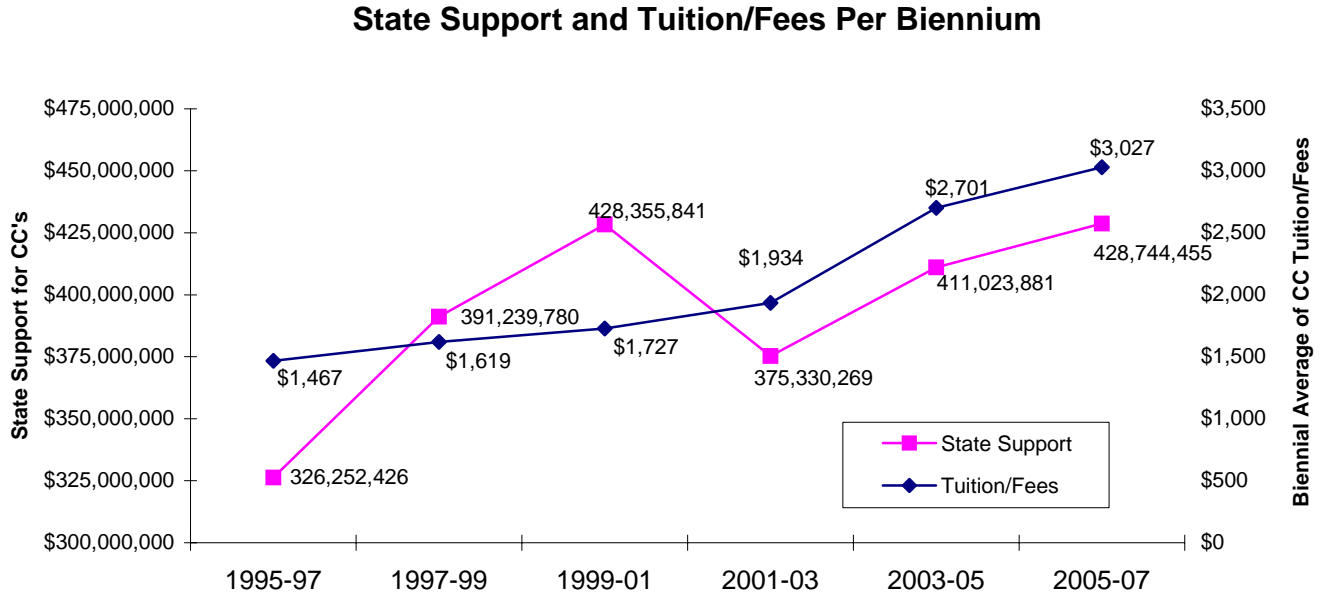
2005-06		
LDC = 40,476.91 % Change: 10 year = +29% 5 year = 0% 1 year = -1%	Prof/Tech = 28,962.93 % Change: 10 year = +8% 5 year = -14% 1 year = 0%	Adult Basic Skills = 10,705.24 % Change: 10 year = -13% 5 year = -15% 1 year = -1%
PSR = 5,525.74 % Change: 10 year = +31% 5 year = -7% 1 year = -8%	Adult Cont. Ed = 3,542.61 % Change: 10 year = -51% 5 year = -58% 1 year = +1%	Non-Reimbursable = 2,187.29 % Change: 10 year = +86% 5 year = +117% 1 year = +18%

Decline in Community College enrollment

4. Representative Barnhart asked what factors have caused the decline in community college enrollment.

Community College tuition is sensitive to state investment. The loss of state support in the 2001-03 biennium resulted in an increase in community college tuition and fees over the last five years (Figures 5 and 6). The loss of state support also led to a decrease in the course sections available to community college students (Figure 7).

Figure 5



As shown in Figure 6, between 1997 to 2002, annual tuition and fees rose only 24%. However, between 2002 to 2007, annual tuition and fees rose 59%.

Figure 6

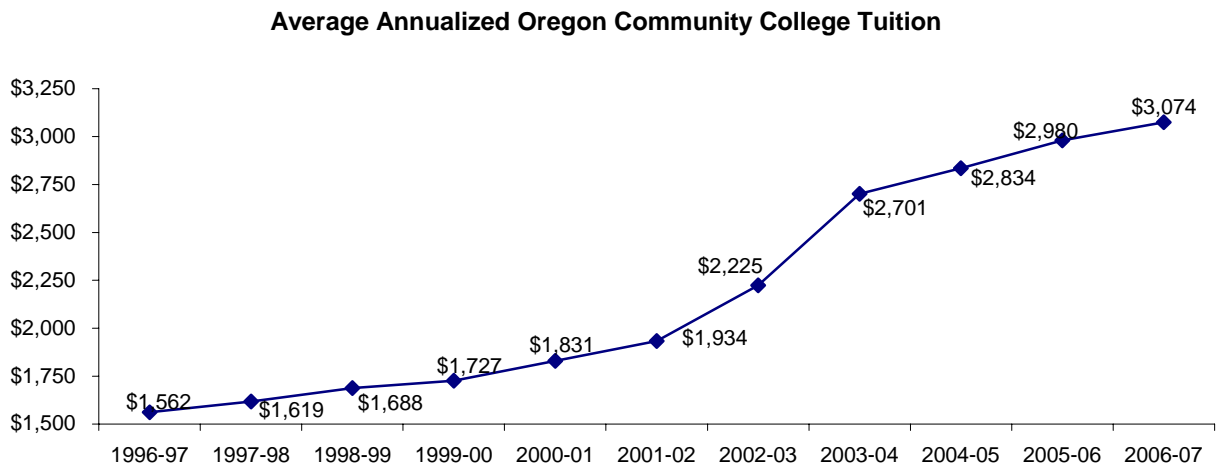


Figure 7 shows the substantial reductions in course sections resulting from state disinvestment in community colleges in the 2001-03 biennium.

Figure 7

