

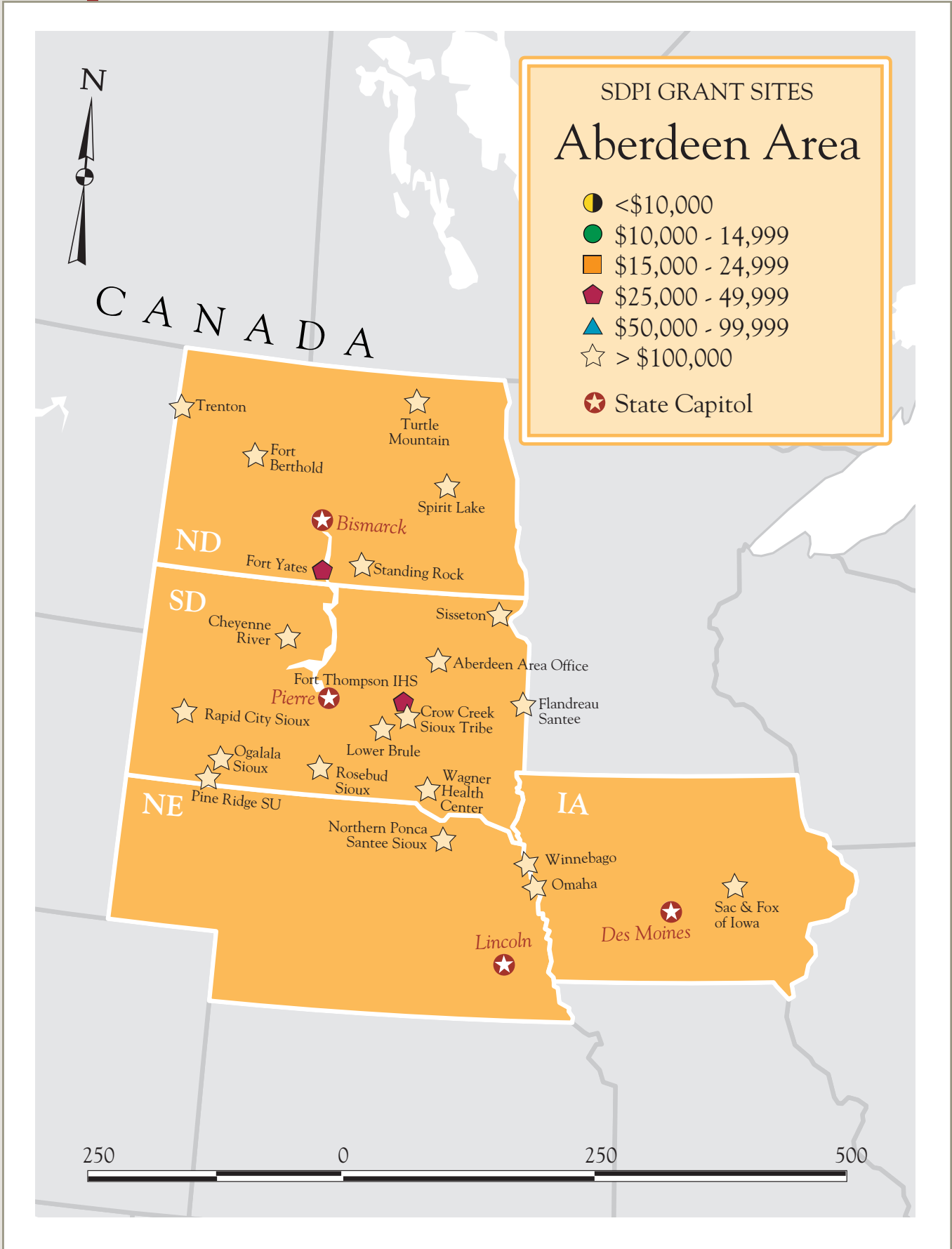
Appendix IV

GRANT PROGRAMS BY AREA

| SUMMARY OF YR. 01-06 - AWARDED TO T/I/U | | | | | | | | | | | | | | |
|---|-------------------|-------------------|-------------------|-----------|------------|-------------------|-----------|------------|-------------------|-------------------|--------------------|--|-----------|--|
| AREA | 1997-1998 | | 1998-1999 | | 1999-2000 | | 2000-2001 | | | 2001-2002 | | | 2002-2003 | |
| | Yr 1 | Yr 2 | Yr 3 | Yr 4 | Yr 4 | TOTAL | Yr 5 | Yr 5 | TOTAL | Yr 6 | GRAND TOTAL | | | |
| | BBA Amt | BBA Amt | BBA Amt | BBA Amt | Supplement | BBA/Supplmt | BBA Amt | CAA AMT | BBA/CAA | CAA | | | | |
| ABERDEEN | 3,163,974 | 3,163,974 | 3,130,725 | 3,130,725 | 5,832,496 | 8,963,221 | 3,130,725 | 5,534,594 | 8,896,319 | 8,695,319 | 36,013,532 | | | |
| ALASKA | 2,816,838 | 2,816,838 | 2,783,589 | 2,783,589 | 5,287,865 | 8,071,454 | 2,986,900 | 5,831,198 | 8,818,098 | 8,234,947 | 33,541,764 | | | |
| ALBUQUERQUE | 2,274,460 | 2,274,460 | 2,241,204 | 2,236,103 | 4,743,134 | 6,979,237 | 2,395,559 | 4,237,791 | 6,781,686 | 6,724,242 | 27,275,289 | | | |
| BEMIDJI | 2,298,507 | 2,298,507 | 2,298,507 | 2,239,564 | 5,119,020 | 7,358,584 | 2,265,348 | 4,879,742 | 7,145,090 | 7,145,050 | 28,544,245 | | | |
| BILLINGS | 1,709,497 | 1,709,496 | 1,676,247 | 1,485,523 | 3,105,673 | 4,674,144 | 1,593,300 | 3,213,101 | 5,393,636 | 4,806,401 | 19,969,421 | | | |
| CALIFORNIA | 1,107,729 | 1,570,591 | 1,523,245 | 1,523,245 | 3,385,873 | 4,909,118 | 1,521,765 | 3,861,006 | 5,388,771 | 5,388,371 | 19,887,825 | | | |
| NASHVILLE | 1,443,864 | 1,443,859 | 1,404,462 | 1,408,547 | 2,853,330 | 4,261,877 | 1,325,677 | 3,071,938 | 4,397,615 | 4,374,871 | 17,326,548 | | | |
| NAVAJO | 4,320,747 | 4,320,747 | 4,287,498 | 4,287,498 | 8,657,490 | 12,944,988 | 3,874,278 | 9,039,985 | 12,914,263 | 12,914,263 | 51,702,506 | | | |
| OKLAHOMA | 4,787,735 | 4,787,735 | 4,754,486 | 4,653,752 | 10,834,273 | 15,807,468 | 4,714,930 | 11,171,298 | 15,974,238 | 16,459,656 | 62,571,318 | | | |
| PHOENIX | 3,798,793 | 3,798,793 | 3,765,544 | 3,682,641 | 7,645,248 | 11,582,794 | 3,713,525 | 7,691,200 | 11,523,890 | 11,523,886 | 45,993,700 | | | |
| PORTLAND | 1,592,172 | 1,592,172 | 1,558,473 | 1,570,087 | 3,151,544 | 4,889,002 | 1,558,522 | 3,391,488 | 4,992,408 | 4,950,035 | 19,574,262 | | | |
| TUCSON | 769,542 | 674,156 | 736,293 | 736,293 | 1,545,367 | 2,281,660 | 736,293 | 1,596,538 | 2,332,831 | 2,332,831 | 9,127,313 | | | |
| URBAN | 1,500,000 | 1,500,000 | 1,438,516 | 1,396,207 | 3,326,169 | 4,910,000 | 1,483,469 | 3,500,000 | 5,088,192 | 5,086,572 | 19,523,280 | | | |
| TOTAL | 31,583,858 | 31,951,328 | 31,598,789 | | | 97,633,547 | | | 99,647,037 | 98,636,444 | 391,051,003 | | | |

APPENDIX

Grant Programs
by Area



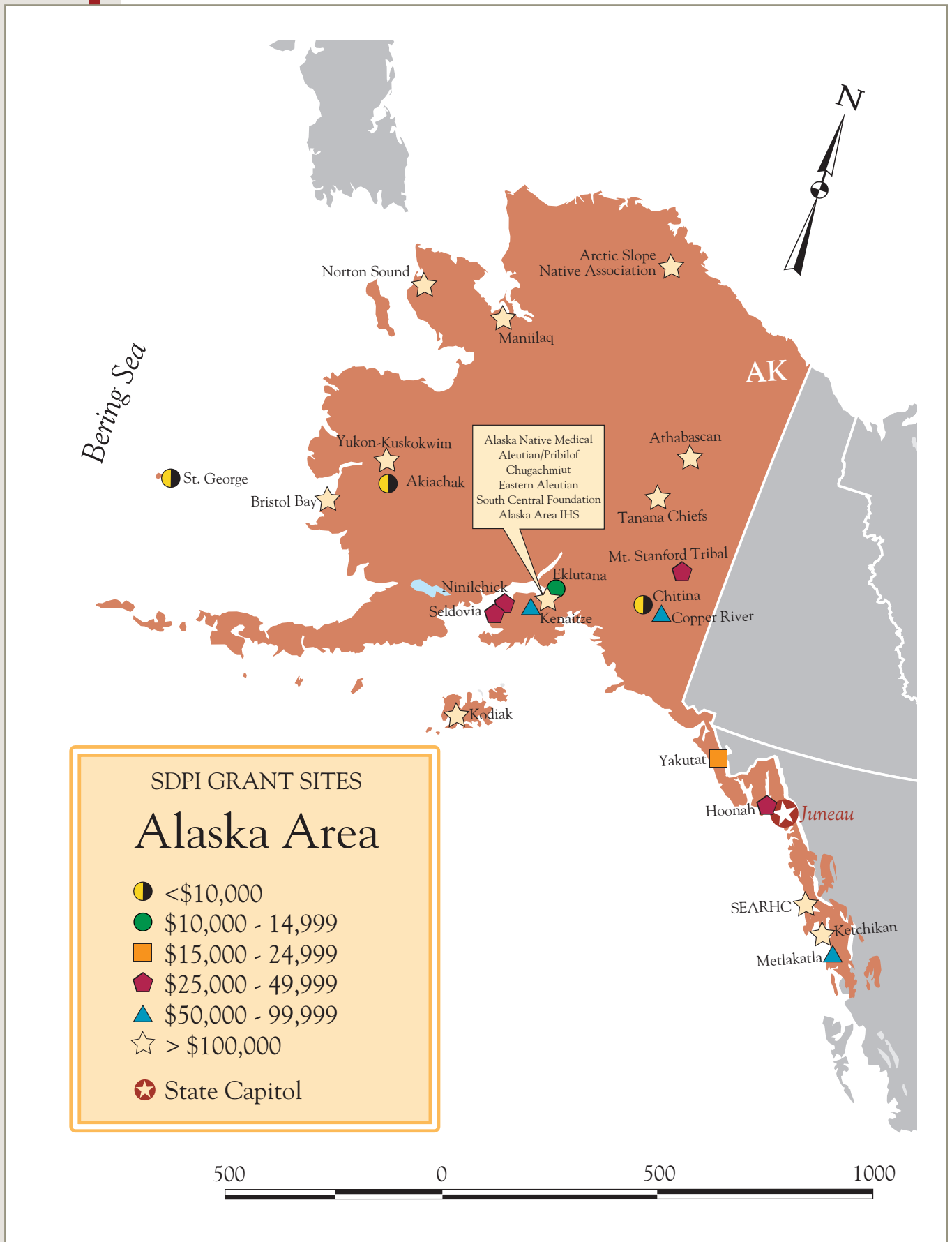


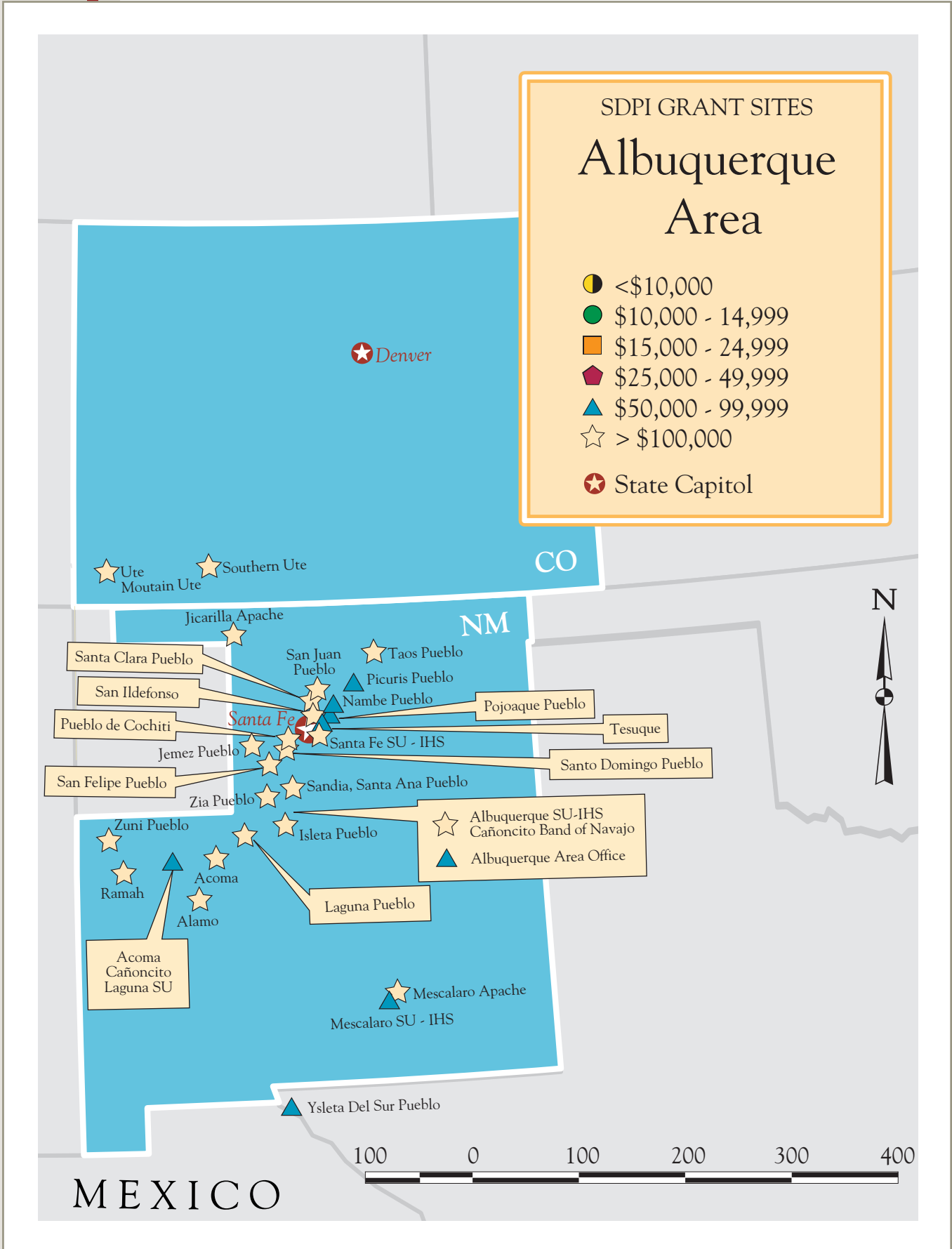
SUMMARY OF YR. 1-6

GRANTS FOR SPECIAL DIABETES PROGRAM FOR INDIANS - ABERDEEN AREA

| Tribe IHS Urban | NEW GRANT NUMBER | FORMER GRANT Number | GRANTEE | AWARD 1997-1998 | | | AWARD 1998-1999 | | | AWARD 1999-2000 | | | AWARD 2000-2001 | | | AWARD 2001-2002 | | | AWARD 2002-2003 | |
|-----------------------|------------------------|---------------------------|------------------------------|--------------------|--------------------|--------------------|--------------------|--------------------|--------------------|--------------------|-------------------------|------------------------|--------------------|--------------------|----------------------|--------------------|----------------|--|--------------------|--|
| | | | | Yr 1 BBA Amt | Yr 2 BBA Amt | Yr 3 BBA Amt | Yr 1 BBA Amt | Yr 2 BBA Amt | Yr 3 BBA Amt | Yr 4 BBA Amt | Yr 4 Supple- ment | TOTAL BBA/ Suppl | Yr 5 BBA Amt | Yr 5 CAA Amt | TOTAL BBA/ CAA | Yr 6 CAA Amt | GRAND TOTAL | | | |
| Tribe | H1D9400024 | 45HD00001 | Cheyenne River, Eagle Butte | 172,007 | 172,007 | 172,007 | 172,007 | 341,629 | 513,636 | 172,007 | 322,151 | 494,158 | 494,158 | 2,017,973 | | | | | | |
| IHS | H1D9400369 | 45HD00002 | Crow Creek/Ft.Thompson | 134,012 | 134,012 | 134,012 | 134,012 | 229,562 | 363,574 | 134,012 | 219,507 | 353,519 | 353,519 | 1,472,648 | | | | | | |
| IHS | H1D9400408 | | Ft. Thompson SU | | | | | | | | | 30,000 | 30,000 | 60,000 | | | | | | |
| Tribe | H1D9400133 | 45HD00003 | Spirit Lake | 174,170 | 174,170 | 174,170 | 174,170 | 252,794 | 426,964 | 174,170 | 240,786 | 414,956 | 414,956 | 1,779,386 | | | | | | |
| Tribe | H1D9400025 | 45HD00004 | Flandreau Santee | 116,058 | 116,058 | 116,058 | 116,058 | 154,039 | 270,097 | 116,058 | 150,335 | 266,393 | 266,393 | 1,151,057 | | | | | | |
| Tribe | H1D9400026 | 45HD00005 | Lower Brule | 128,911 | 128,911 | 128,911 | 128,911 | 167,588 | 296,499 | 128,911 | 162,745 | 291,656 | 291,656 | 1,266,544 | | | | | | |
| Tribe | H1D9400027 | 45HD00006 | Ponca of Nebraska, Niobrara | 102,910 | 102,910 | 102,910 | 102,910 | 151,824 | 254,734 | 102,910 | 148,307 | 251,217 | 251,217 | 1,065,898 | | | | | | |
| Tribe | H1D9400028 | 45HD00007 | Oglala Sioux, Pine Ridge | 313,716 | 313,716 | 313,716 | 313,716 | 771,405 | 1,085,121 | 313,716 | 715,785 | 1,029,501 | 1,029,501 | 4,085,271 | | | | | | |
| Tribe | H1D9400029 | 45HD00008 | Omaha Tribe of NB, Macy | 135,478 | 135,478 | 135,478 | 135,478 | 257,933 | 393,411 | 135,478 | 245,493 | 380,971 | 380,971 | 1,561,787 | | | | | | |
| IHS | H1D9400101 | 45HD00009 | Rapid City Hosp., Rapid City | 202,570 | 202,570 | 202,570 | 202,570 | 412,568 | 615,138 | 202,570 | 387,124 | 589,694 | 589,694 | 2,402,236 | | | | | | |
| Tribe | H1D9400030 | 45HD00010 | Rosebud Sioux | 205,122 | 205,122 | 205,122 | 205,122 | 506,880 | 712,002 | 205,122 | 473,506 | 678,628 | 678,628 | 2,684,624 | | | | | | |
| Tribe | H1D9400154 | 45HD00011 | Sac & Fox of Iowa, Tama | 106,141 | 106,141 | 106,141 | 106,141 | 139,711 | 245,852 | 106,141 | 137,212 | 243,353 | 243,353 | 1,050,981 | | | | | | |
| Tribe | H1D9400031 | 45HD00012 | Santee Sioux, Niobrara | 109,026 | 109,026 | 109,026 | 109,026 | 154,204 | 263,230 | 109,026 | 150,486 | 259,512 | 259,512 | 1,109,332 | | | | | | |
| Tribe | H1D9400235 | 45HD00013 | Sisseton-Wahpeton | 153,686 | 153,686 | 153,686 | 153,686 | 271,764 | 425,450 | 153,686 | 258,161 | 411,847 | 405,847 | 1,704,202 | | | | | | |
| IHS | H1D9400407 | | Sisseton SU | | | | | | | | | 21,000 | 6,000 | 27,000 | | | | | | |
| Tribe | H1D9400325 | 45HD00014 | Standing Rock | 259,483 | 259,483 | 259,483 | 259,483 | 371,976 | 631,459 | 259,483 | 349,945 | 609,428 | 572,428 | 2,591,764 | | | | | | |
| IHS | H1D9400155 | 45HD00015 | Ft. Berthold SU | 171,753 | 171,753 | 171,753 | 171,753 | 320,999 | 492,752 | 171,753 | 303,255 | 475,008 | 475,008 | 1,958,027 | | | | | | |
| Tribe | H1D9400033 | 45HD00016 | Trenton Svc Area | 110,006 | 110,006 | 110,006 | 110,006 | 151,257 | 261,263 | 110,006 | 147,788 | 257,794 | 257,794 | 1,106,869 | | | | | | |
| Tribe | H1D9400161 | 45HD00017 | Turtle Mountain | 184,562 | 184,562 | 184,562 | 154,562 | 437,833 | 592,395 | 184,562 | 446,901 | 631,463 | 481,463 | 2,259,007 | | | | | | |
| IHS | H1D9400390 | | Quentin N. Burdick | | | | 30,000 | 40,000 | 70,000 | | | | 150,000 | 220,000 | | | | | | |
| Tribe | H1D9400278 | 45HD00018 | Winnebago Tribe | 140,030 | 140,030 | 140,030 | 140,030 | 260,600 | 400,630 | 140,030 | 247,935 | 387,965 | 387,965 | 1,596,650 | | | | | | |
| IHS | H1D9400102 | 45HD00019 | Wagner Health Center | 128,180 | 128,180 | 128,180 | 128,180 | 237,930 | 366,110 | 128,180 | 227,172 | 355,352 | 355,352 | 1,461,354 | | | | | | |
| IHS | H1D9400172 | 45HD00020 | Aberdeen Area | 116,153 | 116,153 | 82,904 | 82,904 | 200,000 | 282,904 | 82,904 | 200,000 | 282,904 | 282,904 | 1,163,922 | | | | | | |
| IHS | H1D9400410 | | Pine Ridge SU | | | | | | | | | 180,000 | 180,000 | 180,000 | | | | | | |
| IHS | H1D9400416 | | Ft. Yates SU | | | | | | | | | | 37,000 | 37,000 | | | | | | |
| TOTAL | | | | 3,163,974 | 3,163,974 | 3,130,725 | | | 8,963,221 | | | 8,896,319 | 8,695,319 | 36,013,532 | | | | | | |

13 awarded in South Dakota
 7 awarded in North Dakota
 3 awarded in Nebraska
 2 awarded in Iowa







SUMMARY OF YR 1-6

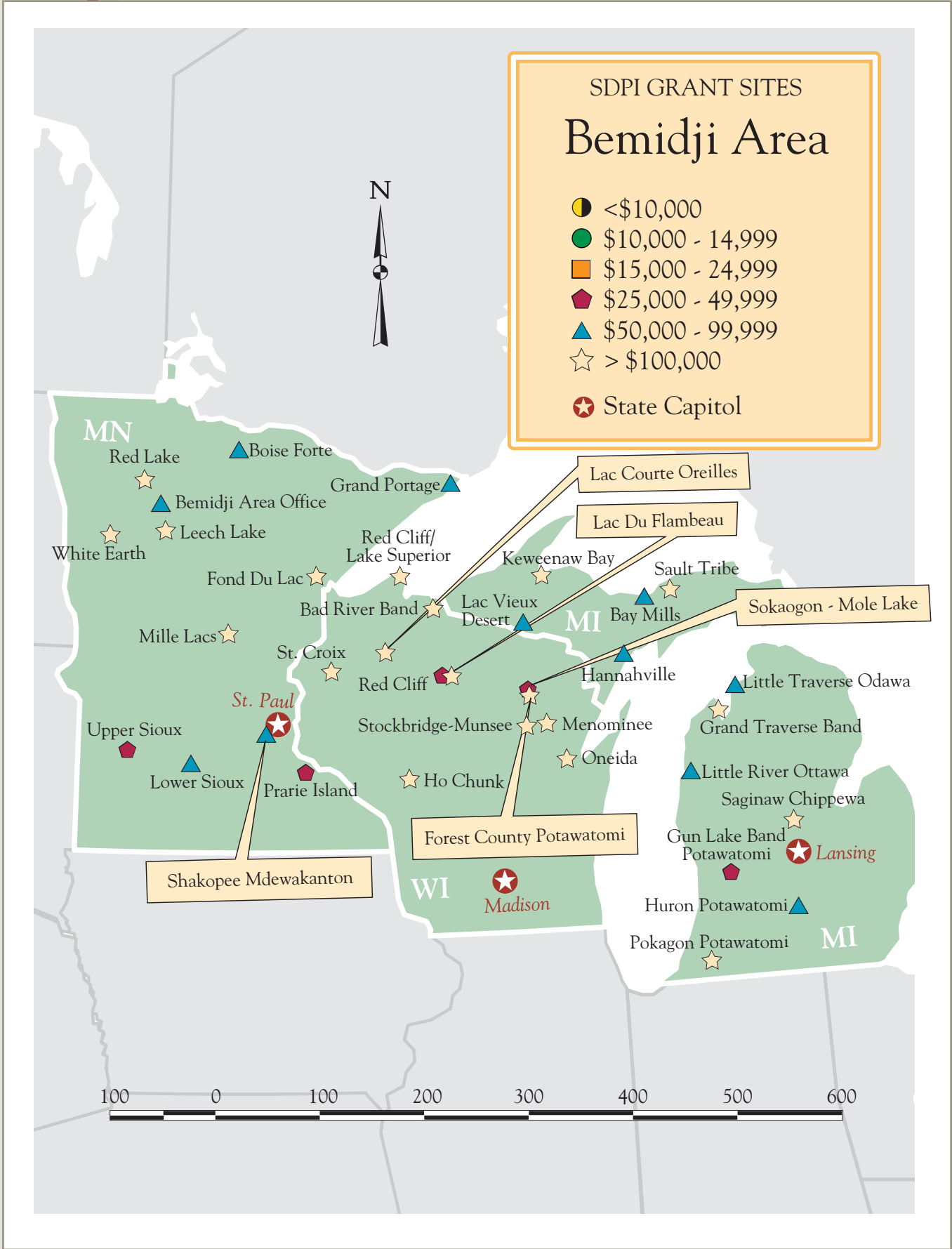
GRANTS FOR SPECIAL DIABETES PROGRAM FOR INDIANS - ALBUQUERQUE AREA

| Tribe | NEW GRANT NUMBER | FORMER GRANT NUMBER | GRANTEE | AWARDED 1997-1998 | | | AWARDED 1998-1999 | | | AWARDED 1999-2000 | | | AWARDED 2000-2001 | | | AWARDED 2001-2002 | | | AWARDED 2002-2003 | | GRAND TOTAL |
|--------------|------------------|---------------------|----------------------|-------------------|------------------|------------------|--------------------------|-----------------|----------------|--------------------------|--------------|--------------|--------------------------|-------------------|--|--------------------------|---------|---------|-------------------|---------|-------------|
| | | | | Yr 1 BBA Amt | Yr 2 BBA Amt | Yr 3 BBA Amt | Yr 4 BBA Amt | Yr 4 Supplement | Yr 4 BBA/Suppl | Yr 5 BBA Amt | Yr 5 CAA Amt | Yr 5 BBA/CAA | Yr 6 CAA Amt | Yr 6 CAA Amt | | | | | | | |
| Tribe | H1D9400165 | 53HD00001 | Acoma | 78,077 | 78,077 | 78,077 | | | | 78,077 | 173,011 | 251,088 | | | | 78,077 | 162,811 | 240,888 | 240,888 | 967,095 | |
| Tribe | H1D9400365 | 53HD00002 | Canoncito/AAIHB | 51,081 | 51,081 | 51,081 | new grant numbers & name | | | new grant numbers & name | | | new grant numbers & name | | | new grant numbers & name | | 153,243 | | | |
| Tribe | H1D9400124 | 53HD00003 | Laguna | 105,290 | 105,290 | 105,290 | 105,290 | 269,227 | 374,517 | 105,290 | 218,902 | 324,192 | 324,192 | 1,338,771 | | | | | | | |
| Tribe | H1D9400125 | 53HD00004 | Alamo Navajo | 109,033 | 109,033 | 109,033 | 109,033 | 301,742 | 410,775 | 109,033 | 285,159 | 394,192 | 394,634 | 1,526,700 | | | | | | | |
| Tribe | H1D9400052 | 53HD00005 | Isleta | 186,706 | 186,706 | 186,706 | 186,706 | 516,779 | 703,485 | 186,706 | 488,119 | 674,825 | 674,825 | 2,613,253 | | | | | | | |
| Tribe | H1D9400053 | 53HD00006 | Jemez | 138,415 | 138,415 | 138,415 | 138,415 | 381,194 | 519,609 | 138,415 | 361,610 | 500,025 | 500,025 | 1,934,904 | | | | | | | |
| IHS | H1D9400145 | 53HD00025 | Albuquerque SU | 255,976 | 255,976 | 255,976 | 255,976 | 292,334 | 548,310 | 255,976 | 276,369 | 532,345 | 150,000 | 1,998,583 | | | | | | | |
| Tribe | | 53HD00008 | Santa Ana | | | | | | | | | | 171,264 | 171,264 | | | | | | | |
| Tribe | | 53HD00009 | Zia | | | | | | | | | | 211,081 | 211,081 | | | | | | | |
| Tribe | H1D9400054 | 53HD00007 | Sandia | 39,889 | 39,889 | 39,889 | 39,889 | 111,272 | 151,161 | 39,889 | 104,922 | 144,811 | 144,811 | 560,450 | | | | | | | |
| Tribe | H1D9400055 | 53HD00010 | Jicarilla | 78,956 | 78,956 | 78,956 | 78,956 | 174,769 | 253,725 | 78,956 | 164,569 | 243,525 | 243,525 | 977,643 | | | | | | | |
| Tribe | H1D9400056 | 53HD00011 | Mescalero | 78,419 | 78,419 | 78,419 | 78,419 | 173,695 | 252,114 | 78,419 | 163,495 | 241,914 | 241,914 | 971,199 | | | | | | | |
| Tribe | H1D9400118 | 53HD00012 | Nambe | 27,263 | 27,263 | 27,263 | 27,263 | 58,740 | 86,003 | 27,263 | 56,191 | 83,454 | 89,580 | 340,826 | | | | | | | |
| Tribe | H1D9400292 | 53HD00013 | Picuris | 19,626 | 19,626 | 19,626 | 24,727 | 53,668 | 78,395 | 24,727 | 51,119 | 75,846 | 75,846 | 288,965 | | | | | | | |
| Tribe | H1D9400119 | 53HD00014 | Pojoaque | 21,457 | 21,457 | 21,457 | 21,457 | 60,323 | 81,780 | 26,558 | 53,949 | 80,507 | 80,507 | 307,165 | | | | | | | |
| Tribe | H1D9400126 | 53HD00015 | San Felipe | 62,750 | 62,750 | 62,750 | 77,033 | 170,923 | 247,956 | 77,033 | 160,723 | 237,756 | 237,756 | 911,718 | | | | | | | |
| Tribe | H1D9400163 | 53HD00017 | Santo Domingo | 83,935 | 83,935 | 83,935 | 103,319 | 227,709 | 331,028 | 103,319 | 214,960 | 318,279 | 318,279 | 1,219,391 | | | | | | | |
| Tribe | H1D9400057 | 53HD00018 | Taos | 49,040 | 49,040 | 49,040 | 60,262 | 133,167 | 193,429 | 59,402 | 126,376 | 185,778 | 185,778 | 712,105 | | | | | | | |
| Tribe | H1D9400058 | 53HD00019 | Southern Ute | 61,907 | 61,907 | 61,907 | 61,907 | 136,457 | 198,364 | 61,907 | 128,806 | 190,713 | 190,713 | 765,511 | | | | | | | |
| Tribe | H1D9400127 | 53HD00020 | Ute Mt. Ute | 84,231 | 84,231 | 84,231 | 84,231 | 185,319 | 269,550 | 84,231 | 175,119 | 259,350 | 259,350 | 1,040,943 | | | | | | | |
| Tribe | H1D9400059 | 53HD00021 | Ysleta del Sur, TX | 31,090 | 31,090 | 31,090 | 31,090 | 66,394 | 97,484 | 31,090 | 63,845 | 94,935 | 94,935 | 380,624 | | | | | | | |
| Tribe | H1D9400060 | 53HD00022 | Ramah | 69,973 | 69,973 | 69,973 | 69,973 | 152,589 | 222,562 | 69,973 | 144,938 | 214,911 | 214,911 | 862,303 | | | | | | | |
| Tribe | H1D9400061 | 53HD00023 | Zuni | 194,546 | 194,546 | 194,546 | 194,546 | 427,020 | 621,566 | 194,546 | 404,071 | 598,617 | 598,617 | 2,402,438 | | | | | | | |
| Tribe | H1D9400168 | 53HD00024 | A-C-L-SU | 37,537 | 37,537 | 37,537 | 37,537 | 27,556 | 65,093 | 37,537 | 52,975 | 90,512 | 90,512 | 358,728 | | | | | | | |
| IHS | H1D9400128 | 53HD00026 | Mescalero SU | 18,451 | 18,451 | 18,451 | 18,451 | 39,008 | 57,459 | 18,451 | 37,735 | 56,186 | 56,186 | 225,184 | | | | | | | |
| IHS | H1D9400062 | 53HD00027 | Santa Fe SU | 274,658 | 226,478 | 274,658 | 160,165 | 258,873 | 419,038 | 274,658 | | 274,658 | 13,279 | 1,482,769 | | | | | | | |
| Tribe | H1D9400377 | 53HD00016 | San Juan (SFSU) | | 48,180 | | 59,402 | 131,447 | 190,849 | 59,402 | 123,796 | 183,198 | 183,198 | 605,425 | | | | | | | |
| IHS | H1D9400166 | 53HD00028 | Albuq.Area/ADSA | 116,154 | 116,154 | 82,898 | 82,898 | | 82,898 | 82,898 | | 82,898 | 82,898 | 563,900 | | | | | | | |
| Tribe | H1D9400365 | | Canoncito Band of NV | | | | 51,081 | 128,962 | 180,043 | 51,081 | 130,917 | 181,998 | 181,998 | 544,039 | | | | | | | |
| Tribe | H1D9400401 | | Santa Clara | | | | | | | | | 148,336 | 148,336 | 296,672 | | | | | | | |
| Tribe | H1D9400388 | | Cochiti Tribe | | | | | 90,956 | 90,956 | 40,722 | 86,315 | 127,037 | 127,037 | 345,030 | | | | | | | |
| Tribe | H1D9400414-01 | | Tesuque | | | | | | | | | | 93,836 | 93,836 | | | | | | | |
| Tribe | H1D9400415 | | San Ildefonso | | | | | | | | | | 103,531 | 103,531 | | | | | | | |
| TOTAL | | | | 2,274,460 | 2,274,460 | 2,241,204 | 6,979,237 | | | 6,781,686 | | | 6,724,242 | 27,275,289 | | | | | | | |

2 awarded in Colorado
 1 awarded in Texas
 30 awarded in New Mexico

APPENDIX

Grant Programs
 by Area—
 Albuquerque



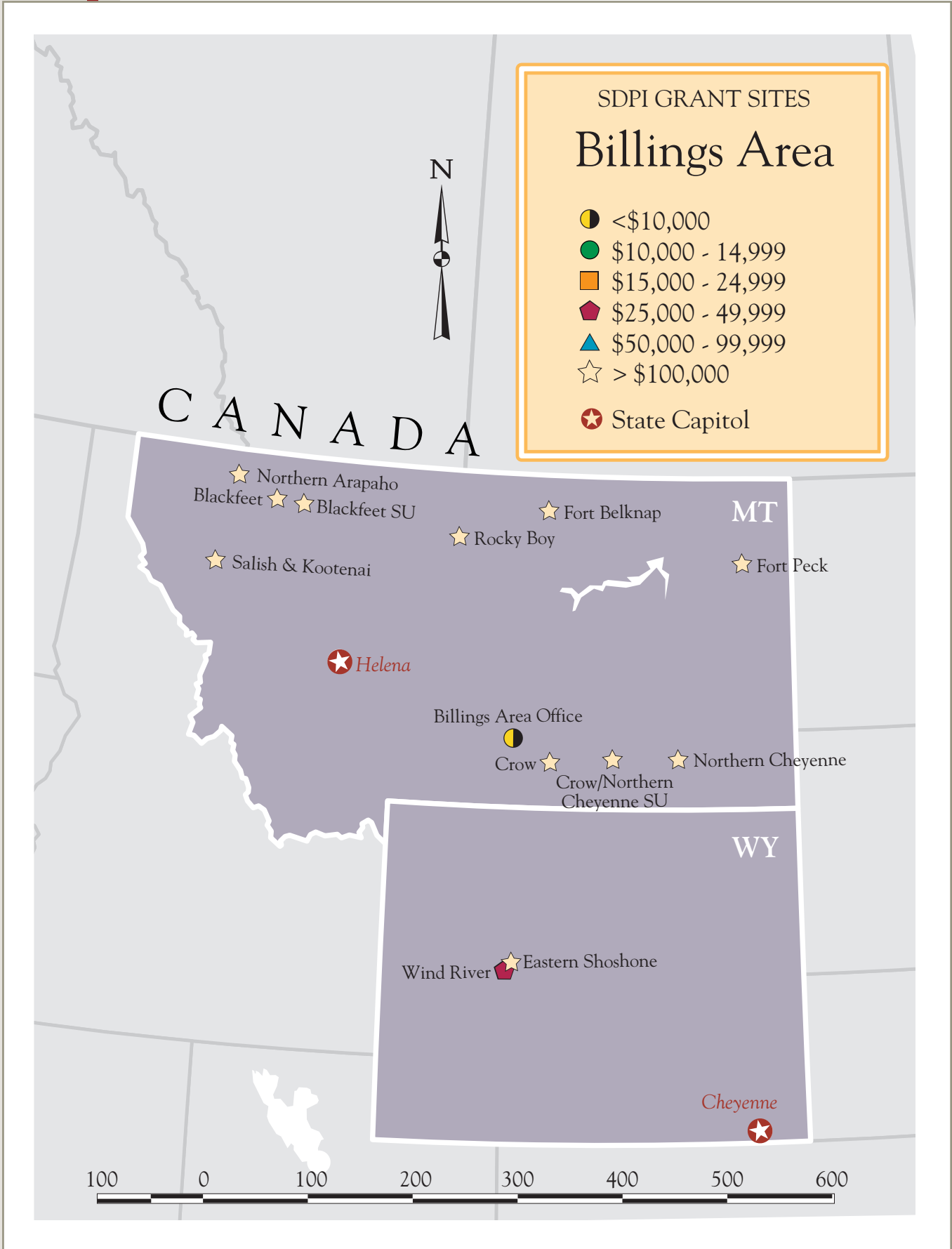


SUMMARY OF YR 1-6

GRANTS FOR SPECIAL DIABETES PROGRAM FOR INDIANS - BEMIDJI AREA

| Tribe IHS Urban | NEW GRANT NUMBER | FORMER GRANT NUMBER | GRANTEE | AWARDED | | | AWARDED | | | AWARDED | | | AWARDED | |
|-----------------------|------------------------|---------------------------|-----------------------|--------------------|--------------------|--------------------|--|-------------------------|------------------------|--------------------|--------------------|----------------------|--------------------|-------------------|
| | | | | 1997-1998 | 1998-1999 | 1999-2000 | 2000-2001 | | TOTAL | 2001-2002 | | TOTAL | 2002-2003 | |
| | | | | Yr 1 BBA Amt | Yr 2 BBA Amt | Yr 3 BBA Amt | Yr 4 BBA Amt | Yr 4 Supple- ment | TOTAL BBA/ Suppl | Yr 5 BBA Amt | Yr 5 CAA Amt | TOTAL BBA/ CAA | Yr 6 CAA Amt | GRAND TOTAL |
| Tribe | H1D9400248 | 46HD00001 | Leech Lake | 185,365 | 187,050 | 187,050 | 181,740 | 468,350 | 650,090 | 212,341 | 457,419 | 669,760 | 684,530 | 2,563,845 |
| Tribe | H1D9400103 | 46HD00002 | Red Lake | 150,040 | 151,400 | 151,400 | 147,100 | 382,890 | 529,990 | 169,506 | 365,144 | 534,650 | 528,730 | 2,046,210 |
| Tribe | H1D9400104 | 46HD00003 | White Earth | 158,890 | 160,320 | 160,320 | 155,780 | 418,330 | 574,110 | 188,249 | 405,521 | 593,770 | 607,250 | 2,254,660 |
| Tribe | H1D9400267 | 46HD00004 | Oneida T-III | 159,640 | 161,090 | 161,090 | 156,510 | 426,210 | 582,720 | 189,305 | 407,795 | 597,100 | 597,990 | 2,259,630 |
| Tribe | H1D9400105 | 46HD00005 | Menominee | 140,360 | 141,630 | 141,630 | 137,620 | 359,740 | 497,360 | 161,244 | 347,346 | 508,590 | 513,630 | 1,943,200 |
| Tribe | H1D9400034 | 46HD00006 | Ho-Chunk | 61,000 | 61,560 | 61,560 | 59,810 | 170,420 | 230,230 | 80,132 | 172,618 | 252,750 | 262,570 | 929,670 |
| Tribe | H1D9400137 | 46HD00007 | Bay Mills | 38,150 | 38,410 | 38,410 | 37,400 | 78,260 | 115,660 | 30,445 | 65,585 | 96,030 | 98,740 | 425,400 |
| Tribe | H1D9400254 | 46HD00008 | Grand Portage | 31,000 | 31,140 | 31,140 | 30,390 | 43,620 | 74,010 | 16,767 | 36,123 | 52,890 | 52,900 | 273,080 |
| Tribe | H1D9400255 | 46HD00009 | Bad River | 42,580 | 42,930 | 42,930 | 41,750 | 96,840 | 138,590 | 41,019 | 88,361 | 129,380 | 128,210 | 524,620 |
| Tribe | H1D9400336 | 46HD00010 | St. Croix | 41,540 | 41,860 | 41,860 | 40,730 | 95,880 | 136,610 | 39,132 | 84,298 | 123,430 | 124,990 | 510,290 |
| Tribe | | 46HD00011 | GLITC(Red Cliff*) | 40,040 | | | | | | | | | | 40,040 |
| Tribe | H1D9400346 | 46HD00012 | Lac Courte Oreilles | 70,740 | 71,380 | 71,380 | 69,350 | 167,970 | 237,320 | 75,497 | 162,633 | 238,130 | 236,130 | 925,080 |
| Tribe | H1D9400140 | 46HD00013 | Lac du Flambeau | 54,930 | 55,420 | 55,420 | 53,850 | 145,090 | 198,940 | 61,313 | 132,077 | 193,390 | 195,410 | 753,510 |
| Tribe | H1D9400336 | 46HD00014 | Upper Sioux | 29,450 | 29,570 | 29,570 | 28,879 | 37,940 | 66,819 | 13,969 | 30,091 | 44,060 | 44,390 | 243,859 |
| Tribe | H1D9400385 | 46HD00015 | Lower Sioux | | | | | 44,330 | 44,330 | 17,551 | 37,809 | 55,360 | 55,970 | 155,660 |
| Tribe | H1D9400256 | 46HD00016 | Prairie Island | 29,230 | 29,350 | 29,350 | 28,660 | 45,530 | 74,190 | 16,369 | 35,261 | 51,630 | 47,260 | 261,010 |
| Tribe | H1D9400382 | 46HD00017 | Shakopee/Prior Lake | | | | 30,180 | 49,200 | 79,380 | 16,816 | 36,224 | 53,040 | 54,380 | 186,800 |
| Tribe | H1D9400126 | 46HD00018 | Boise Forte | 37,190 | 37,440 | 37,440 | 36,460 | 97,470 | 133,930 | 31,276 | 67,374 | 98,650 | 94,680 | 439,330 |
| Tribe | H1D9400107 | 46HD00019 | Keweenaw Bay/L'Anse | 46,070 | 46,460 | 46,460 | 46,460 | 98,970 | 145,430 | 43,435 | 93,565 | 137,000 | 139,290 | 560,710 |
| Tribe | H1D9400250 | 46HD00020 | Little River Ottawa | 30,840 | 30,970 | 30,970 | Did not Apply, funding to Bemidji Data | | | 19,200 | 41,360 | 60,560 | 59,870 | 213,210 |
| Tribe | H1D9400347 | 46HD00021 | Little Traverse Odawa | 35,140 | 35,350 | 35,350 | 34,450 | 61,310 | 95,760 | 24,558 | 52,902 | 77,460 | 81,430 | 360,490 |
| Tribe | H1D9400268 | 46HD00022 | Nottawaseppi Huron | 31,800 | 31,950 | 31,950 | 31,170 | 47,610 | 78,780 | 18,033 | 38,847 | 56,880 | 56,260 | 287,620 |
| Tribe | H1D9400257 | 46HD00023 | Stockbridge-Munsee | 47,150 | 47,570 | 47,570 | 47,570 | 96,130 | 143,700 | 41,066 | 88,464 | 129,530 | 138,100 | 553,620 |
| Tribe | H1D9400258 | 46HD00024 | Saginaw/Mt. Plst. | 47,580 | 48,000 | 48,000 | 46,650 | 106,020 | 152,670 | 47,994 | 103,386 | 151,380 | 157,830 | 605,460 |
| Tribe | H1D9400106 | 46HD00025 | Sokaogon/Mole Lk. | 30,940 | 31,070 | 31,070 | 30,330 | 42,950 | 73,280 | 15,120 | 32,570 | 47,690 | 45,530 | 259,580 |
| Tribe | H1D9400337 | 46HD00026 | Forest County Pot. | 34,300 | 34,500 | 34,500 | 33,630 | 71,520 | 105,150 | 31,244 | 67,306 | 98,550 | 103,780 | 410,780 |
| Tribe | H1D9400037 | 46HD00027 | Hannahville/MI Pot. | 35,700 | 35,920 | 35,920 | 35,000 | 67,200 | 102,200 | 27,389 | 59,001 | 86,390 | 84,350 | 380,480 |
| Tribe | H1D9400259 | 46HD00028 | Lac Vieux Desert | 30,040 | 30,160 | 30,160 | 29,450 | 44,820 | 74,270 | 16,033 | 34,537 | 50,570 | 51,420 | 266,620 |
| Tribe | H1D9400296 | 46HD00029 | Pokagon Potawatomi | 39,450 | 39,730 | 39,730 | 38,680 | 78,970 | 117,650 | 32,327 | 69,443 | 101,770 | 100,170 | 438,500 |
| Tribe | H1D9400109 | 46HD00030 | Fond Du Lac T-III | 137,690 | 138,940 | 138,940 | 135,000 | 364,680 | 499,680 | 155,899 | 335,831 | 491,730 | 444,370 | 1,851,350 |
| Tribe | H1D9400038 | 46HD00031 | Sault Ste Marie T-III | 258,540 | 260,880 | 260,880 | 253,480 | 548,550 | 802,030 | 246,208 | 530,372 | 776,580 | 768,410 | 3,127,320 |
| Tribe | H1D9400108 | 46HD00032 | Grand Traverse T-III | 42,290 | 42,620 | 42,620 | 41,460 | 80,700 | 122,160 | 41,929 | 90,321 | 132,250 | 136,760 | 518,700 |
| Tribe | H1D9400181 | 46HD00033 | Mille Lacs T-III | 47,090 | 47,510 | 47,510 | 46,170 | 155,150 | 201,320 | 70,225 | 151,275 | 221,500 | 216,810 | 781,740 |
| IHS | H1D9400085 | 46HD00034 | Bemidji Area | 133,742 | 115,987 | 115,987 | 114,595 | 43,660 | 158,255 | 26,283 | 56,617 | 82,900 | 82,898 | 689,769 |
| Tribe | H1D4600260 | | Red Cliff/Lake Super | | 40,340 | 40,340 | 39,260 | 82,710 | 121,970 | 34,811 | 74,989 | 109,800 | 110,360 | 422,810 |
| Tribe | H1D9400403 | | MEBNSW (Gun Lake) | | | | | | | 12,663 | 27,277 | 39,940 | 39,652 | 79,592 |
| TOTAL | | | | 2,298,507 | 2,298,507 | 2,298,507 | | | 7,358,584 | | | 7,145,090 | 7,145,050 | 28,544,245 |

12 awarded in Minnesota
 13 awarded in Michigan
 11 awarded in Wisconsin





SUMMARY OF YR 1-6

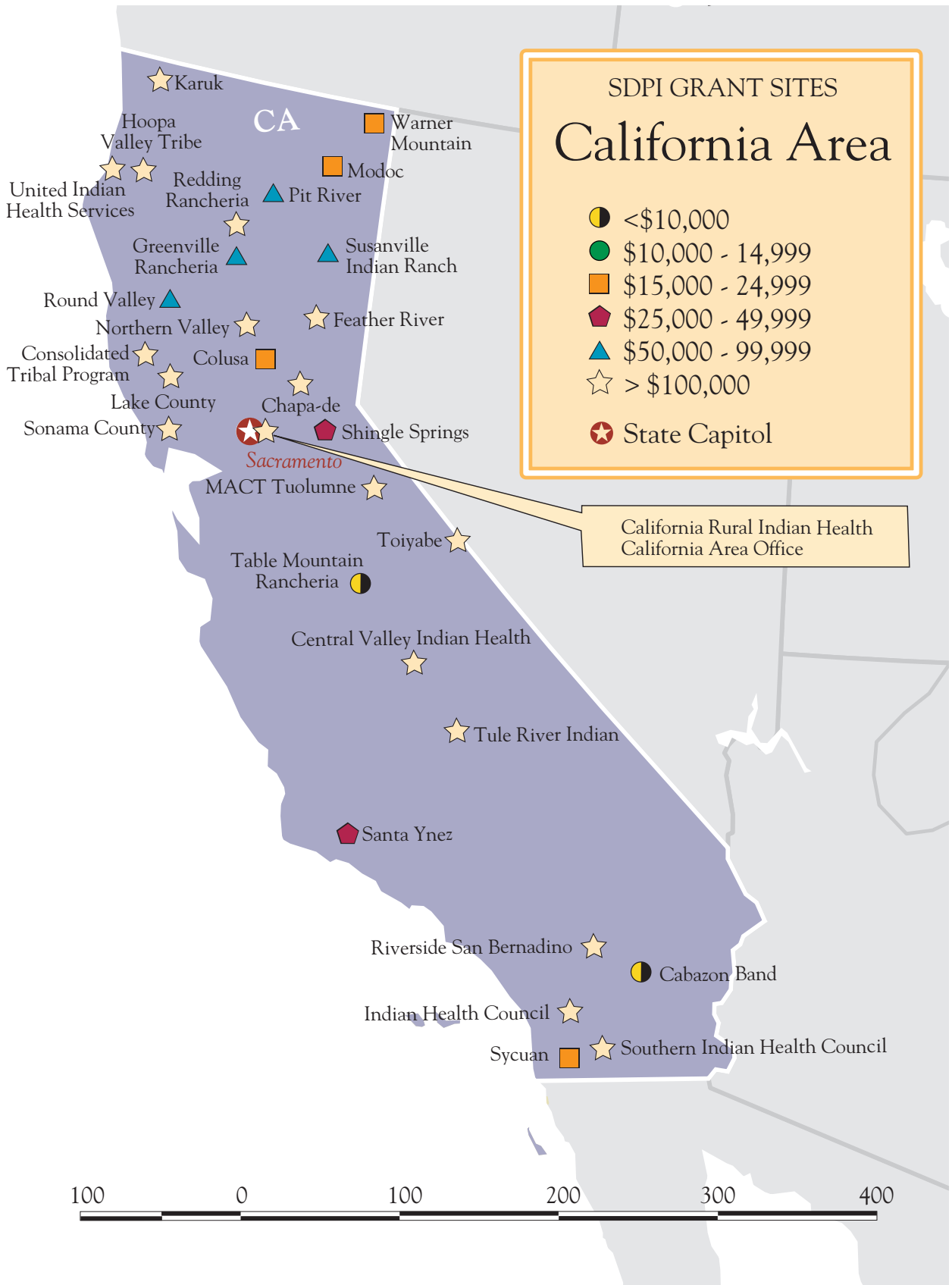
GRANTS FOR SPECIAL DIABETES PROGRAM FOR INDIANS - BILLINGS AREA

| TRIBE | NEW IHS URBAN NUMBER | FORMER GRANT NUMBER | GRANTEE | AWARDED | | | AWARDED | | | AWARDED | | | AWARDED | | GRAND TOTAL |
|--------------|-------------------------------|---------------------------|------------------------|------------------|--------------------|--------------------|--------------------|-------------------------|------------------------|--------------------|--------------------|----------------------|--------------------|-------------------|----------------|
| | | | | 1997-1998 | 1998-1999 | 1999-2000 | 2000-2001 | 2001-2002 | 2002-2003 | Yr 4 | Yr 5 | Yr 6 | | | |
| | | | | Yr BBA Amt | Yr 2 BBA Amt | Yr 3 BBA Amt | Yr 4 BBA Amt | Yr 4 Supple- ment | TOTAL BBA/ Suppl | Yr 5 BBA Amt | Yr 5 CAA Amt | TOTAL BBA/ CAA | Yr 6 CAA Amt | | |
| Tribe | H1D9400253 | 47HD00001 | Blackfeet Tribal | 271,300 | 271,300 | 271,300 | 209,300 | 609,355 | 818,655 | 271,300 | 526,092 | 797,392 | 576,696 | 3,006,643 | |
| IHS | H1D9400386 | | Blackfeet Service Unit | | | | | | | | | 143,608 | 220,696 | 364,304 | |
| Tribe | H1D9400138 | 47HD00002 | Crow Tribal | 264,500 | 264,500 | 264,500 | 264,500 | 353,988 | 618,488 | 264,500 | 557,986 | 822,486 | 489,286 | 2,723,760 | |
| IHS | H1D9400391 | | Crow/N. Cheyenne SU | | | | | | | | | 261,400 | 333,200 | 594,600 | |
| Tribe | H1D9400297 | 47HD00003 | Confederated Salish | 226,100 | 226,100 | 226,100 | 226,100 | 472,590 | 698,690 | 226,100 | 462,373 | 688,473 | 688,473 | 2,753,936 | |
| Tribe | H1D9400087 | 47HD00004 | Fort Belknap | 119,400 | 119,400 | 119,400 | 125,624 | 253,248 | 378,872 | 119,400 | 249,534 | 368,934 | 368,934 | 1,474,940 | |
| Tribe | H1D9400279 | 47HD00005 | Fort Peck | 210,700 | 210,700 | 210,700 | 210,700 | 427,049 | 637,749 | 210,700 | 411,429 | 622,129 | 622,129 | 2,514,107 | |
| Tribe | | 47HD00006 | Shoshone Bus | 239,100 | | | | new ID number | | | | | | 239,100 | |
| Tribe | H1D9400277 | 47HD00007 | Northern Cheyenne | 162,100 | 162,100 | 162,100 | 162,100 | 335,649 | 497,749 | 162,100 | 326,876 | 488,976 | 297,976 | 1,771,001 | |
| IHS | H1D9400392 | | N. Cheyenne SU | | | | | | | | | 182,227 | 191,000 | 373,227 | |
| Tribe | H1D9400129 | 47HD00008 | Rocky Boy | 100,100 | 100,100 | 100,100 | 100,100 | 227,159 | 327,259 | 100,100 | 230,828 | 330,928 | 330,928 | 1,289,415 | |
| IHS | H1D9400100 | 47HD00009 | Billings Area ADSA | 116,197 | 116,197 | 82,948 | | | 82,948 | | | | | 398,290 | |
| Tribe | H1D9400349 | 47HD00010 | Northern Arapaho Tribe | | 154,099 | 154,099 | 102,099 | 262,081 | 364,180 | 154,099 | 293,230 | 447,329 | 447,329 | 1,567,036 | |
| Tribe | H1D9400373 | | Eastern Shoshone | | 85,000 | 85,000 | 85,000 | 164,554 | 249,554 | 85,001 | 154,753 | 239,754 | 239,754 | 899,062 | |
| IHS | H1D9400384 | | Wind River SU | | | | | | | | | | | | |
| TOTAL | | | | 1,709,497 | 1,709,496 | 1,676,247 | | | 4,674,144 | | | 5,393,636 | 4,806,401 | 19,969,421 | |

11 awarded in Montana
3 awarded to Wyoming

APPENDIX

Grant Programs
by Area—Billings





SUMMARY OF YR 1-6

GRANTS FOR SPECIAL DIABETES PROGRAM FOR INDIANS - CALIFORNIA AREA

| Tribe | NEW GRANT NUMBER | FORMER GRANT NUMBER | GRANTEE | AWARDED | | | AWARDED | | | AWARDED | | | AWARDED | | GRAND TOTAL |
|--------------|------------------|---------------------|------------------------------|--------------------|--------------------|--------------------|--------------------|-------------------------|---------------|--------------------|--------------------|----------------------|--------------------|-------------------|-------------|
| | | | | 1997-1998 | 1998-1999 | 1999-2000 | 2000-2001 | TOTAL | 2001-2002 | TOTAL | 2002-2003 | | | | |
| Urban | | | | Yr 1 BBA Amt | Yr 2 BBA Amt | Yr 3 BBA Amt | Yr 4 BBA Amt | Yr 4 Supple- ment | BBA/ Suppl | Yr 5 BBA Amt | Yr 5 CAA Amt | TOTAL BBA/ CAA | Yr 6 CAA Amt | | |
| | H1D9400081 | 41HD00001 | Cabazon Band | 1,500 | 1,586 | 1,500 | 1,500 | 3,500 | 5,000 | 1,500 | 4,500 | 6,000 | 6,000 | 21,586 | |
| | H1D9400353 | 41HD00002 | CRIBB, Inc.(5) | 263,813 | 387,187 | 272,788 | 272,504 | 662,134 | 934,638 | 272,524 | 727,808 | 1,000,332 | 1,000,332 | 3,859,090 | |
| | | | Shingle Springs | 48,009 | | | | | | 14,577 | 33,432 | 48,009 | | | |
| | | | Sonoma | 357,567 | | | | | | 87,541 | 270,026 | 357,567 | | | |
| | | | Tuolumne | 122,677 | | | | | | 37,400 | 85,277 | 122,677 | | | |
| | | | United Indian | 454,487 | | | | | | 131,034 | 323,453 | 454,487 | | | |
| | | | Warner Mt. | 17,592 | | | | | | 1,972 | 15,620 | 17,592 | | | |
| | H1D9400120 | 41HD00003 | Chapa-De Indian | 56,817 | 83,403 | 82,708 | 82,622 | 158,804 | 241,426 | 82,622 | 174,655 | 257,277 | 257,277 | 978,908 | |
| | H1D9400016 | 41HD00004 | Colusa Indian Health | 1,524 | 2,237 | 2,218 | 2,716 | 13,850 | 16,566 | 2,216 | 14,684 | 16,900 | 16,900 | 56,345 | |
| | H1D9400348 | 41HD00005 | Consolidated Tribal | 39,585 | 58,107 | 57,623 | 57,563 | 115,144 | 172,707 | 57,563 | 126,638 | 184,201 | 184,201 | 696,424 | |
| | H1D9400121 | 41HD00006 | Feather River Tribal Hlth | 46,243 | 67,881 | 67,315 | 67,245 | 150,257 | 217,502 | 67,245 | 165,655 | 232,900 | 232,500 | 864,341 | |
| | H1D9400320 | 41HD00007 | Greenville Rancheria | 24,334 | 24,131 | | 24,106 | 58,127 | 82,233 | 24,106 | 63,930 | 88,036 | 88,036 | 306,770 | |
| | H1D9400122 | 41HD00008 | Hoopa Health Assoc. | 42,617 | 62,558 | 62,037 | 61,972 | 140,454 | 202,426 | 61,972 | 158,874 | 220,846 | 220,846 | 811,330 | |
| | H1D9400156 | 41HD00009 | Indian Health Council, Inc. | 64,588 | 94,810 | 94,020 | 93,922 | 208,049 | 301,971 | 93,922 | 228,815 | 322,737 | 322,737 | 1,200,863 | |
| | H1D9400231 | 41HD00010 | Karuk Tribal Health | 30,031 | 44,083 | 43,716 | 43,671 | 79,196 | 122,867 | 43,671 | 87,100 | 130,771 | 130,771 | 502,239 | |
| | H1D9400157 | 41HD00011 | Lake County Tribal Health | 17,461 | 25,631 | 25,418 | 25,391 | 72,374 | 97,765 | 25,391 | 79,599 | 104,990 | 104,990 | 376,255 | |
| | H1D9400017 | 41HD00012 | Susanville (Lassen) | 11,367 | 16,686 | 16,546 | 16,529 | 42,756 | 59,285 | 16,529 | 47,024 | 63,553 | 63,553 | 230,990 | |
| | H1D9400123 | 41HD00013 | Modoc Indian Health | 3,200 | 4,697 | 4,658 | 5,153 | 16,849 | 22,002 | 4,653 | 17,683 | 22,336 | 22,336 | 79,229 | |
| | H1D9400170 | 41HD00014 | Northern Valley Indian | 18,863 | 27,689 | 27,458 | 27,430 | 91,843 | 119,273 | 27,430 | 101,011 | 128,441 | 128,441 | 450,165 | |
| | H1D9400018 | 41HD00015 | Pit River Health Services | 12,738 | 18,698 | 18,542 | 18,523 | 43,611 | 62,134 | 18,523 | 47,966 | 66,489 | 66,489 | 245,090 | |
| | H1D9400019 | 41HD00016 | Redding Rancheria | 66,066 | 96,979 | 96,171 | 96,071 | 189,975 | 286,046 | 96,071 | 208,939 | 305,010 | 305,010 | 1,155,282 | |
| | H1D9400233 | 41HD00017 | Riverside San Bernadino | 139,128 | 204,227 | 202,523 | 202,311 | 498,876 | 701,187 | 202,311 | 542,671 | 744,982 | 744,982 | 2,737,029 | |
| | H1D9400158 | 41HD00018 | Round Valley Indian Health | 15,633 | 22,948 | 22,756 | 22,733 | 67,583 | 90,316 | 22,733 | 74,329 | 97,062 | 97,062 | 345,777 | |
| | H1D9400020 | 41HD00019 | Santa Ynez Band | 7,771 | 11,407 | 11,312 | 11,300 | 21,956 | 33,256 | 11,300 | 24,149 | 35,449 | 35,449 | 134,644 | |
| | H1D9400021 | 41HD00020 | Southern Indian Health | 47,386 | 69,558 | 68,979 | 68,907 | 117,966 | 186,873 | 68,907 | 129,740 | 198,647 | 198,647 | 770,090 | |
| | H1D9400333 | 41HD00021 | Sycuan Band of Mission | 2,249 | 2,329 | | 2,826 | 13,242 | 16,068 | 2,326 | 14,074 | 16,400 | 16,400 | 53,446 | |
| | H1D9400372 | 41HD00022 | Table Mt. Rancheria | | | | Did not apply | | | Awarded to Colusa | | 6,000 | 6,000 | 12,000 | |
| | H1D9400234 | 41HD00023 | Toiyabe Indian Health | 43,516 | 63,878 | 63,345 | 63,279 | 141,042 | 204,321 | 63,279 | 155,121 | 218,400 | 218,400 | 811,860 | |
| | H1D9400196 | 41HD00024 | Tule River Indian | 42,053 | 61,730 | 61,216 | 61,152 | 114,409 | 175,561 | 61,152 | 125,829 | 186,981 | 186,981 | 714,522 | |
| IHS | H1D9400182 | 41HD00025 | CAO-Data Improvement | 135,829 | 118,028 | 82,905 | 82,903 | 100,002 | 182,905 | 82,903 | 100,000 | 182,903 | 182,903 | 885,473 | |
| | H1D9400367 | 41 | Central Valley Indian Health | | | 111,031 | 110,916 | 263,874 | 374,790 | 110,916 | 290,212 | 401,128 | 401,128 | 1,288,077 | |
| | | | CA Diabetes Control | | | | | | | | 150,000 | 150,000 | 150,000 | 300,000 | |
| TOTAL | | | | 1,107,729 | 1,570,591 | 1,523,245 | 1,523,245 | | | | | 5,388,771 | 5,388,371 | 19,887,825 | |

Greenville Rancheria applied YR 02 as YR 01
 Sycuan Band of Miss applied YR 02 as YR 01
 31 awarded in California



SUMMARY OF YR 1-6

GRANTS FOR SPECIAL DIABETES PROGRAM FOR INDIANS - NASHVILLE AREA

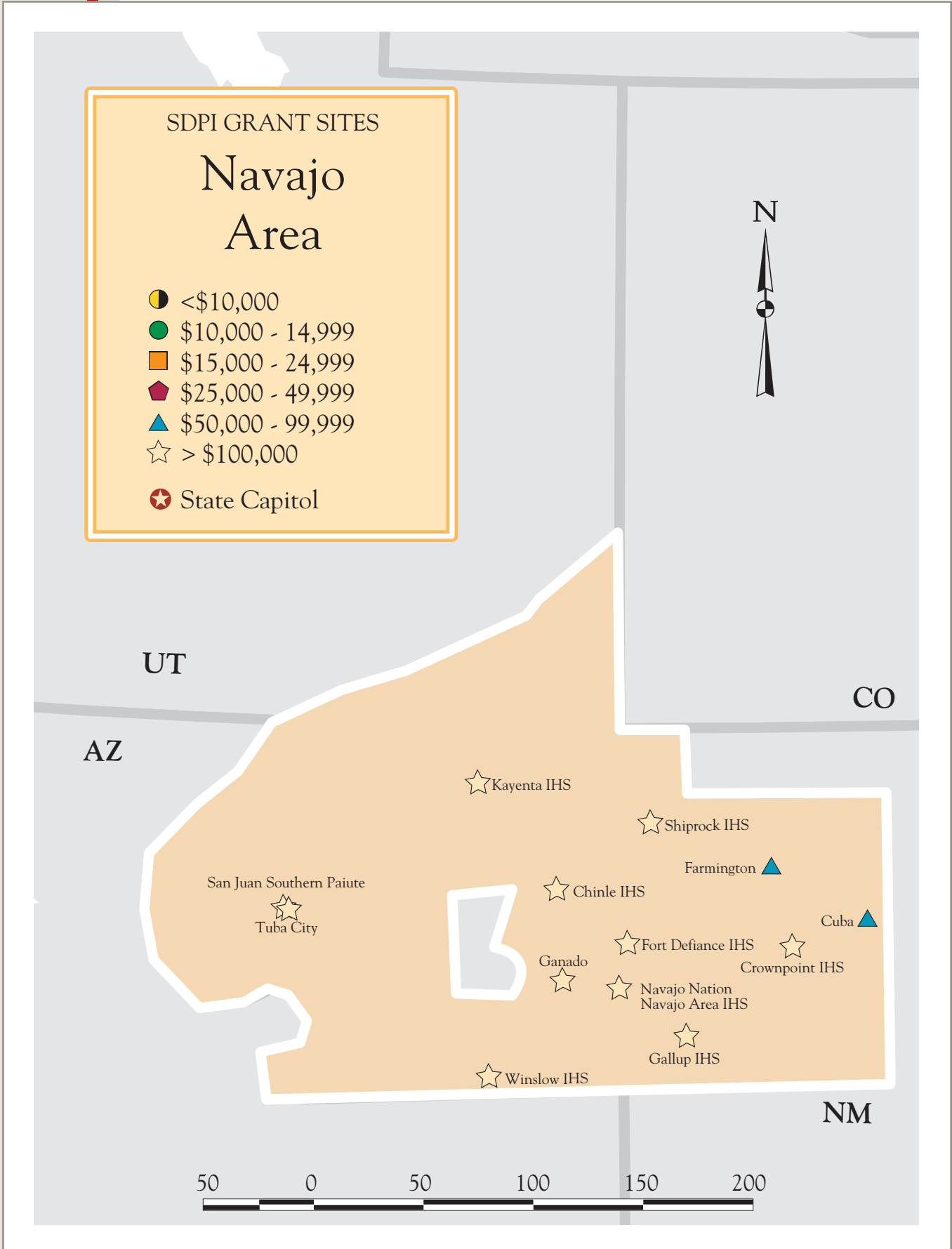
| Tribe IHS Urban | NEW GRANT NUMBER | FORMER GRANT NUMBER | GRANTEE | AWARDED | | | AWARDED | | | AWARDED | | | AWARDED | | GRAND TOTAL |
|-----------------------|------------------------|---------------------------------|--------------------------|--------------------|--------------------|--------------------|--------------------|-------------------------|------------------------|-----------|--------------------|--------------------|----------------------|--------------------|----------------|
| | | | | 1997-1998 | 1998-1999 | 1999-2000 | 2000-2001 | | TOTAL BBA/ Suppl | 2001-2002 | | 2002-2003 | | | |
| | | | | Yr 1 BBA Amt | Yr 2 BBA Amt | Yr 3 BBA Amt | Yr 4 BBA Amt | Yr 4 Supple- ment | | | Yr 5 BBA Amt | Yr 5 CAA Amt | TOTAL BBA/ CAA | Yr 6 CAA Amt | |
| T | 51/31 | Coushatta - Alabama | | 32,883 | 36,203 | 35,107 | 34,680 | 67,295 | 101,975 | 34,680 | 67,854 | 102,534 | 102,534 | 411,236 | |
| T | 51/32 | Catawba Tribe of SC | | 79,220 | 85,256 | 13,666 | 34,125 | 69,681 | 103,806 | 34,125 | 61,561 | 95,686 | 95,686 | 473,320 | |
| T | 51/34 | Chitimacha | | 26,034 | 28,751 | 25,315 | 27,797 | 48,249 | 76,046 | 27,797 | 38,646 | 66,443 | 66,443 | 289,032 | |
| T | 51/35 | Choctaw Tribe of Mississippi | | 186,404 | 204,928 | 225,570 | 222,540 | 500,654 | 723,194 | 222,540 | 587,484 | 810,024 | 810,024 | 2,960,144 | |
| T | 51/36 | Coushatta | | 22,841 | 24,151 | 25,989 | 27,207 | 46,777 | 73,984 | 27,207 | 44,530 | 71,737 | 73,879 | 292,581 | |
| T | 51/37 | Houlton Band of Maliseet | | 24,770 | 25,805 | 23,354 | 23,729 | 43,631 | 67,360 | 23,729 | 33,317 | 57,046 | 57,046 | 255,381 | |
| T | 51/38 | Jena of Choctaw | | 16,774 | 18,195 | 14,636 | 23,159 | 36,040 | 59,199 | 23,159 | 31,299 | 54,458 | 54,458 | 217,720 | |
| T | 51/39 | Micosukee | | 29,411 | 31,830 | 30,669 | 31,797 | 59,894 | 91,691 | 31,797 | 60,857 | 92,654 | 92,654 | 368,909 | |
| T | 51/40 | Micmac | | 26,015 | 28,390 | 24,312 | 25,495 | 44,871 | 70,366 | 25,495 | 27,435 | 52,930 | 52,930 | 254,943 | |
| T | 51/41 | Mohegan Tribe of Conn | | 40,053 | 43,231 | 35,152 | 35,495 | 67,434 | 102,929 | 35,530 | 71,278 | 106,808 | 106,808 | 434,981 | |
| T | 51/42 | Narragansett | | 28,770 | 31,143 | 29,856 | 28,771 | 54,976 | 83,747 | 28,771 | 60,185 | 88,956 | 88,956 | 351,428 | |
| T | 51/43 | Oneida Indian Nation | | 41,582 | 46,631 | 49,782 | 43,497 | 98,100 | 141,597 | 43,497 | 94,794 | 138,291 | 138,291 | 556,174 | |
| T | 51/44 | Passamaquoddy - Indian Township | | 31,902 | 36,374 | 33,016 | 34,505 | 67,134 | 101,639 | 34,505 | 40,824 | 75,329 | 75,329 | 353,589 | |
| T | 51/45 | Passamaquoddy - Pleasant Pt. | | 35,412 | 40,020 | 33,410 | 31,486 | 64,605 | 96,091 | 31,486 | 47,058 | 78,544 | 78,544 | 362,021 | |
| T | 51/46 | Penobscot | | 42,865 | 45,675 | 35,735 | 32,691 | 68,673 | 101,364 | 32,691 | 41,671 | 74,362 | 74,362 | 374,363 | |
| T | 51/47 | Pequot | | 29,770 | 33,464 | 31,927 | 33,603 | 67,220 | 100,823 | 33,603 | 45,723 | 79,326 | 54,458 | 329,768 | |
| T | 51/48 | Poarch Band Creek | | 53,903 | 62,502 | 49,742 | 43,955 | 105,181 | 149,136 | 43,955 | 98,554 | 142,509 | 142,509 | 600,301 | |
| T | 51/49 | Seminole Tribe of FL | | 63,054 | 68,385 | 75,176 | 83,771 | 191,064 | 274,835 | 83,771 | 197,710 | 281,481 | 281,481 | 1,044,412 | |
| T | 51/50 | Seneca Nation of Indians | | 128,970 | 138,513 | 132,898 | 114,429 | 252,588 | 367,017 | 114,429 | 387,299 | 501,728 | 501,728 | 1,770,854 | |
| T | 51/51 | St. Regis Mohawk | | 102,880 | 103,700 | 95,236 | 93,362 | 220,152 | 313,514 | 93,362 | 161,440 | 254,802 | 254,802 | 1,124,934 | |
| T | 51/52 | Tunica-Biloxi | | 16,060 | 17,194 | 15,782 | 23,065 | 38,965 | 62,030 | 23,065 | 32,815 | 55,880 | 55,880 | 222,826 | |
| T | 51/53 | Wampanoag-Gayhead | | 23,823 | 26,836 | 20,444 | 23,340 | 38,595 | 61,935 | 23,340 | 28,350 | 51,690 | 51,690 | 236,418 | |
| Tribe | HID5100241 | 51HD00001 | USET Total | 1,083,396 | 1,177,177 | 1,056,774 | | | 3,324,278 | | | 3,333,218 | 3,310,492 | 13,285,335 | |
| Tribe | HID5100280 | 51HD00002 | East Band Cherokee, NC | 244,313 | 266,682 | 264,783 | 253,143 | 601,551 | 854,694 | 253,143 | 811,254 | 1,064,397 | 1,064,379 | 3,759,248 | |
| IHS | HID5100167 | 51HD00003 | ADSA-Area, Nashville, TN | 116,155 | | 82,905 | 82,905 | | 82,905 | | | | | 281,965 | |
| TOTAL | | | | 1,443,864 | 1,443,859 | 1,404,462 | | | 4,261,877 | | | 4,397,615 | 4,374,871 | 17,326,548 | |

2 awarded in Alabama
3 awarded in Connecticut
2 awarded in Florida
4 awarded in Louisiana
5 awarded in Maine
1 awarded in Mississippi

3 awarded in New York
2 awarded in North Carolina
1 awarded in Rhode Island
1 awarded in South Carolina
2 awarded in Tennessee

APPENDIX

Grant Programs by
Area—Nashville





SUMMARY OF YR 1-6

GRANTS FOR SPECIAL DIABETES PROGRAM FOR INDIANS - NAVAJO AREA

| Tribe | NEW IHS Urban | GRANT NUMBER | FORMER GRANT NUMBER | GRANTEE | AWARDED | | | AWARDED | | | AWARDED | | | AWARDED | | GRAND TOTAL |
|-------|---------------------|-----------------|---------------------------|---------------------------|--------------------|--------------------|--------------------|--------------------|-------------------------|------------------------|--------------------|--------------------|----------------------|--------------------|-------------------|----------------|
| | | | | | 1997-1998 | 1998-1999 | 1999-2000 | 2000-2001 | 2001-2002 | 2002-2003 | Yr 6 | TOTAL | | | | |
| | | | | | Yr 1 BBA Amt | Yr 2 BBA Amt | Yr 3 BBA Amt | Yr 4 BBA Amt | Yr 4 Supple- ment | TOTAL BBA/ Suppl | Yr 5 BBA Amt | Yr 5 CAA Amt | TOTAL BBA/ CAA | Yr 6 CAA Amt | | |
| Tribe | HID5400242 | 54HD00001 | | Navajo Nation | 1,344,873 | 1,444,873 | 1,264,701 | 1,444,701 | 5,838,437 | 7,283,138 | 1,623,296 | 3,787,692 | 5,410,988 | 6,443,988 | 23,192,561 | |
| Tribe | HID5400243 | 54HD00002 | | San Juan | 55,000 | 55,000 | 85,000 | 55,000 | 75,000 | 130,000 | 39,000 | 91,000 | 130,000 | 130,000 | 585,000 | |
| IHS | HID5400132 | 54HD00003 | | Navajo Area IHS | 2,920,874 | 2,820,874 | 2,937,797 | 2,787,797 | 2,744,053 | 5,531,850 | 2,211,982 | 5,161,293 | 7,373,275 | 5,601,275 | 27,185,945 | |
| Tribe | H1D9400411 | | | Winslow Indian Health Ctr | | | | | | | | | | 284,500 | 284,500 | |
| Tribe | H1D9400409 | | | Tuba City Health Care | | | | | | | | | | 454,500 | 454,500 | |
| | | TOTAL | | | 4,320,747 | 4,320,747 | 4,287,498 | | | 12,944,988 | | | 12,914,263 | 12,914,263 | 51,702,506 | |

5 awarded in Arizona

APPENDIX

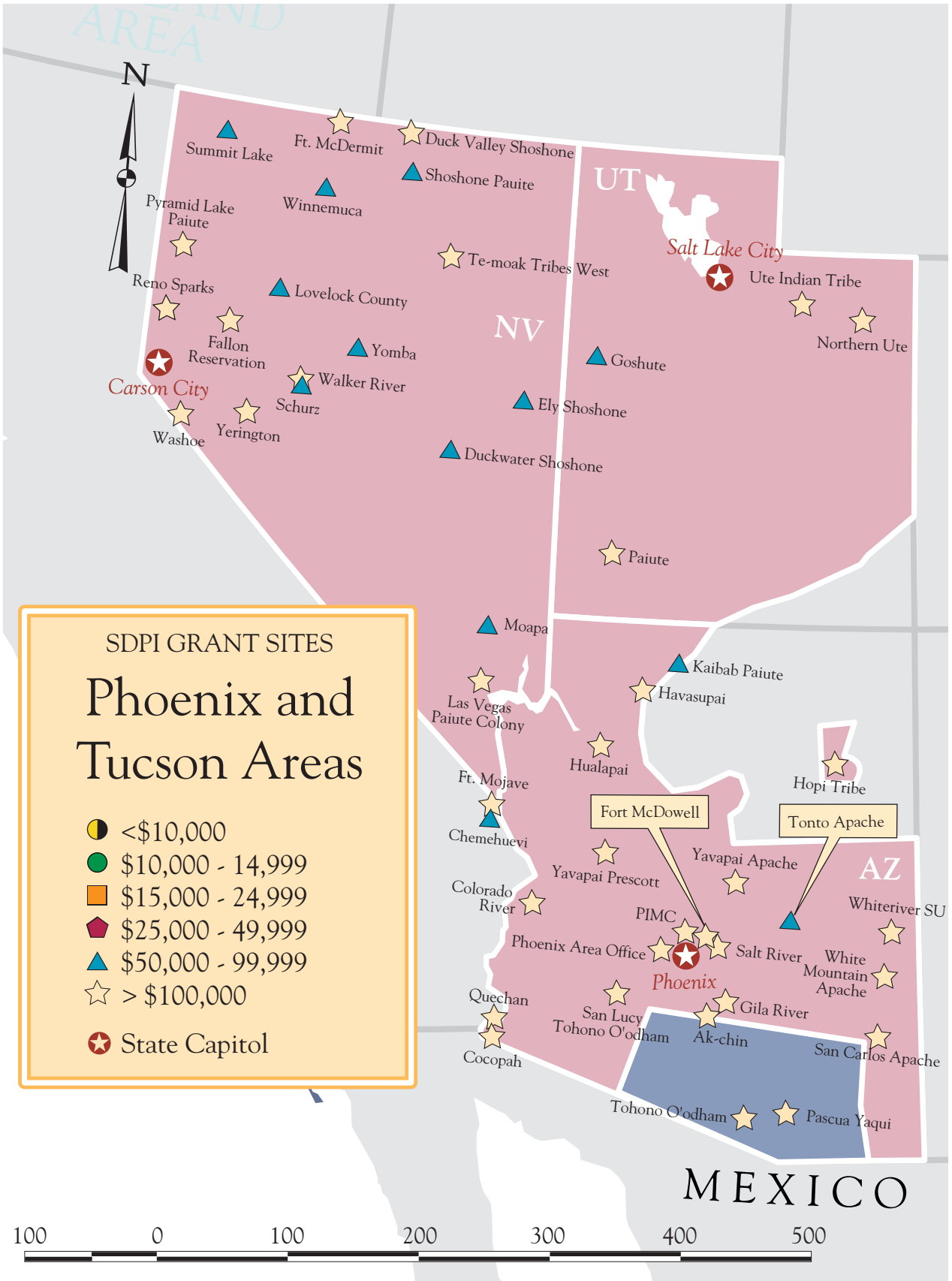
Grant Programs
by Area—Navajo



SUMMARY OF YR 1-6 GRANTS FOR SPECIAL DIABETES PROGRAM FOR INDIANS - OKLAHOMA AREA

| Tribe | NEW IHS Urban GRANT NUMBER | FORMER GRANT NUMBER | GRANTEE | AWARDED 1997-1998 | | | AWARDED 1998-1999 | | | AWARDED 1999-2000 | | | AWARDED 2000-2001 | | | AWARDED 2001-2002 | | | AWARDED 2002-2003 | |
|--------------|----------------------------|---------------------|---------------------------|-------------------|------------------|------------------|-------------------|--------------|------------------|-------------------|--------------|--------------|-------------------|--------------|-------------------|-------------------|---|--|-------------------|--|
| | | | | Yr 1 BBA Amt | Yr 2 BBA Amt | Yr 3 BBA Amt | Yr 4 BBA Amt | Yr 5 CAA Amt | TOTAL BBA/ Suppl | Yr 1 BBA Amt | Yr 2 BBA Amt | Yr 3 BBA Amt | Yr 4 BBA Amt | Yr 5 CAA Amt | TOTAL BBA/ CAA | Yr 6 CAA Amt | GRAND TOTAL | | | |
| Tribe | H1D5000183 | 50HD00001 | Absentee Shawnee | 109,268 | 109,268 | 108,260 | 108,260 | 153,635 | 261,895 | 108,260 | 153,635 | 261,895 | 108,260 | 153,635 | 261,895 | 261,895 | 1,112,481 | | | |
| Tribe | H1D9400039 | 50HD00004 | Cherokee Nation | 1,381,059 | 1,381,059 | 1,380,051 | 1,380,051 | 4,020,083 | 5,400,134 | 1,380,051 | 4,020,083 | 5,400,134 | 1,380,051 | 4,020,083 | 5,400,134 | 5,400,131 | 20,342,568 | | | |
| Tribe | H1D9400115 | 50HD00005 | Citizen Potawatomi | 146,524 | 146,524 | 145,516 | 145,516 | 409,034 | 554,550 | 145,516 | 409,034 | 554,550 | 145,516 | 409,034 | 554,550 | 554,550 | 2,102,214 | | | |
| Tribe | H1D9400169 | 50HD00006 | Comanche Tribe | 124,823 | 124,823 | 123,815 | 123,815 | 258,335 | 382,150 | 123,815 | 258,335 | 382,150 | 123,815 | 258,335 | 382,150 | 382,150 | 1,519,911 | | | |
| Tribe | H1D9400040 | 50HD00007 | Muscogee Creek | 382,262 | 382,262 | 381,254 | 381,254 | 1,066,144 | 1,447,398 | 381,254 | 1,066,144 | 1,447,398 | 381,254 | 1,066,144 | 1,447,398 | 1,447,398 | 5,487,972 | | | |
| Tribe | H1D9400041 | 50HD00009 | Iowa Tribe of OK | 36,902 | 36,902 | 35,894 | 35,894 | 44,527 | 80,421 | 35,894 | 44,527 | 80,421 | 35,894 | 44,527 | 80,421 | 80,421 | 350,961 | | | |
| Tribe | H1D9400042 | 50HD00010 | Kaw Tribe | 37,545 | 37,545 | 36,537 | 36,537 | 35,485 | 72,022 | 36,537 | 35,485 | 72,022 | 36,537 | 35,485 | 72,022 | 72,022 | 327,693 | | | |
| Tribe | H1D9400116 | 50HD00011 | Kickapoo Tribe/KS | 35,681 | 35,681 | 34,673 | 34,673 | 20,484 | 55,157 | 34,673 | 20,484 | 55,157 | 34,673 | 20,484 | 55,157 | 55,157 | 271,506 | | | |
| Tribe | H1D9400043 | 50HD00012 | Kickapoo Tribe/OK | 91,115 | 91,115 | 90,107 | 90,107 | 198,050 | 288,157 | 90,107 | 198,050 | 288,157 | 90,107 | 198,050 | 288,157 | 288,157 | 1,136,808 | | | |
| Tribe | H1D9400044 | 50HD00013 | Chickasaw Nation | 203,090 | 203,090 | 202,082 | 202,082 | 543,465 | 745,547 | 202,082 | 543,465 | 745,547 | 202,082 | 543,465 | 745,547 | 745,547 | 2,844,903 | | | |
| Tribe | H1D9400117 | 50HD00014 | Choctaw Nation | 547,434 | 547,434 | 546,426 | 546,426 | 1,535,577 | 2,082,003 | 546,426 | 1,535,577 | 2,182,003 | 546,426 | 1,535,577 | 2,182,003 | 2,182,003 | 8,087,303 | | | |
| Tribe | H1D9400045 | 50HD00015 | Wichita & Affiliated | 44,706 | 44,706 | 43,698 | 43,698 | 47,296 | 90,994 | 43,698 | 47,296 | 90,994 | 43,698 | 47,296 | 90,994 | 90,994 | 406,092 | | | |
| Tribe | H1D9400046 | 50HD00016 | Otoe-Missouria | 51,995 | 51,995 | 50,987 | 50,987 | 68,365 | 119,352 | 50,987 | 68,365 | 119,352 | 50,987 | 68,365 | 119,352 | 119,352 | 513,033 | | | |
| Tribe | H1D9400159 | 50HD00019 | Osage Tribe | 93,622 | 93,622 | 92,614 | 92,614 | 190,941 | 283,555 | 92,614 | 190,941 | 283,555 | 92,614 | 190,941 | 283,555 | 312,832 | 1,159,800 | | | |
| | | | <i>DE Eastern OK</i> | | | | | | | | 29,277 | | | 29,277 | | | | | | |
| Tribe | H1D9400048 | 50HD00020 | Tonkawa Tribe | 33,097 | 33,097 | 32,089 | 32,089 | 13,436 | 45,525 | 32,089 | 13,436 | 45,525 | 32,089 | 13,436 | 45,525 | 45,525 | 234,858 | | | |
| Tribe | H1D9400114 | 50HD00021 | Kickapoo Tribe/TX | 35,539 | 35,539 | 34,532 | 34,532 | 18,440 | 52,972 | 34,532 | 18,440 | 52,972 | 34,532 | 18,440 | 52,972 | 52,972 | 264,526 | | | |
| Tribe | H1D9400113 | 50HD00023 | Wyandotte Tribe | 34,344 | 34,344 | 33,336 | 33,336 | 11,378 | 44,714 | 33,336 | 11,378 | 44,714 | 33,336 | 11,378 | 44,714 | 96,699 | 288,151 | | | |
| | H1D9400047 | 50HD00017 | Eastern Shawnee | 35,539 | 35,539 | 34,532 | 34,532 | 17,453 | 51,985 | | | | | | | | 157,595 | | | |
| | | | | | | | | | | | | | | | | | Sub-grant of Wyandotte Tribe after Year 4 | | | |
| Tribe | H1D9400238 | 50HD00024 | Sac & Fox Nation | 111,505 | 111,505 | 110,497 | 110,497 | 303,843 | 414,340 | 110,497 | 303,843 | 414,340 | 110,497 | 303,843 | 414,340 | 414,340 | 1,576,527 | | | |
| Tribe | H1D9400050 | 50HD00025 | Pawnee Tribe | 58,937 | 58,937 | 57,929 | 57,929 | 85,109 | 143,038 | 57,929 | 85,109 | 143,038 | 57,929 | 85,109 | 143,038 | 143,038 | 604,917 | | | |
| Tribe | H1D9400141 | 50HD00026 | Wewoka SU | 99,227 | 99,227 | 98,222 | 98,222 | 319,443 | 319,443 | 98,222 | 225,904 | 324,126 | 98,222 | 225,904 | 324,126 | 324,126 | 1,264,371 | | | |
| Tribe | H1D9400142 | 50HD00027 | Ponca Tribe of OK | 78,786 | 78,786 | 77,779 | 77,779 | 143,081 | 220,860 | 77,779 | 143,081 | 220,860 | 77,779 | 143,081 | 220,860 | 220,860 | 897,931 | | | |
| Tribe | H1D9400239 | 50HD00028 | IHC Resource of Tulsa | 105,711 | 105,711 | 104,703 | 104,703 | 246,288 | 350,991 | 104,703 | 246,288 | 350,991 | 104,703 | 246,288 | 350,991 | 350,991 | 1,369,098 | | | |
| IHS | H1D9400143 | 50HD00029 | Central Oklahoma | 105,711 | 105,711 | 104,703 | 104,703 | 246,991 | 351,694 | 104,703 | 246,288 | 350,991 | 104,703 | 246,288 | 350,991 | 350,991 | 1,369,801 | | | |
| IHS | H1D9400112 | 50HD00030 | Haskell Health Center, KS | 53,388 | 53,388 | 52,380 | 52,380 | 134,269 | 186,649 | 52,380 | 134,269 | 186,649 | 52,380 | 134,269 | 186,649 | 186,649 | 719,103 | | | |
| Tribe | H1D9400287 | 50HD00031 | Cheyenne/Arapaho Tribe | 159,830 | 159,830 | 158,822 | 158,822 | 391,601 | 550,423 | 158,822 | 391,601 | 550,423 | 158,822 | 391,601 | 550,423 | 400,423 | 1,979,751 | | | |
| IHS | H1D9400111 | 50HD00032 | Holton SU, KS | 99,320 | 99,320 | 98,312 | | 2,512 | 136,451 | | | | | | 133,939 | 165,460 | 732,802 | | | |
| | | | <i>Iowa KS/NE</i> | | | | | 30,695 | 20,355 | | | | | 30,695 | 20,355 | | | | | |
| | | | <i>PB Potawatomi</i> | | | | | 39,167 | 43,722 | | | | | 39,167 | 43,722 | | | | | |
| Tribe | H1D9400413 | | Sac & Fox MO | | | | 25,938 | 5,583 | 31,521 | | | | 25,938 | 5,583 | 31,521 | 31,521 | 94,563 | | | |
| IHS | H1D9400394 | | Oklahoma City IHS | | | | | | | | | | | | 88,010 | 88,010 | 176,020 | | | |
| IHS | H1D9400379 | 50HD00033 | Northeastern | 187,965 | 187,965 | 186,965 | 184,453 | 118,218 | 302,671 | | | | | | 302,671 | 302,671 | 1,470,908 | | | |
| | | | <i>Miami</i> | | | | 27,995 | 13,373 | | | | | 27,995 | 13,373 | | | | | | |
| | | | <i>Modoc</i> | | | | 25,347 | 3,873 | | | | | 25,347 | 3,873 | | | | | | |
| | | | <i>Ottawa</i> | | | | 29,898 | 16,191 | | | | | 29,898 | 16,191 | | | | | | |
| | | | <i>Peoria</i> | | | | 30,412 | 17,799 | | | | | 30,412 | 17,799 | | | | | | |
| | | | <i>Quapaw</i> | | | | 34,115 | 30,614 | | | | | 34,115 | 30,614 | | | | | | |
| | | | <i>Seneca Cayuga</i> | | | | 36,686 | 36,368 | | | | | 36,686 | 36,368 | | | | | | |
| IHS | H1D9400383 | | Lawton SU | | | | | | | | | | | | 633,637 | 633,637 | | | | |
| Tribe | H1D9400130 | 50HD00002 | Apache Tribe of OK | 49,205 | 49,205 | 48,197 | 48,197 | 59,307 | 107,504 | 48,197 | 59,307 | 107,504 | 48,197 | 59,307 | 107,504 | 107,504 | 372,365 | | | |
| Tribe | H1D9400301 | 50HD00003 | Caddo Tribe | 47,482 | 47,482 | 46,475 | 46,475 | 52,272 | 98,747 | 46,475 | 52,272 | 98,747 | 46,475 | 52,272 | 98,747 | 9,875 | 348,808 | | | |
| Tribe | H1D9400131 | 50HD00008 | Delaware Western OK | 34,717 | 34,717 | 33,709 | 33,709 | 17,509 | 51,218 | 33,709 | 17,509 | 51,218 | 33,709 | 17,509 | 51,218 | 5,122 | 210,701 | | | |
| Tribe | H1D9400187 | 50HD00018 | Ft. Sill Apache | 31,053 | 31,053 | 30,045 | 30,045 | 6,770 | 36,815 | 30,045 | 6,770 | 36,815 | 30,045 | 6,770 | 36,815 | 36,815 | 202,596 | | | |
| Tribe | H1D9400327 | 50HD00022 | Kiowa Tribe | 140,353 | 140,353 | 139,345 | 139,345 | 307,227 | 446,572 | 139,345 | 307,227 | 446,572 | 139,345 | 307,227 | 446,572 | 446,572 | 1,759,767 | | | |
| IHS | H1D9400417 | | Clinton SU | | | | | | | | | | | | 150,000 | 150,000 | | | | |
| TOTAL | | | | 4,787,735 | 4,787,735 | 4,754,486 | | | | 15,807,468 | | | | | 15,974,238 | 16,459,656 | 62,571,318 | | | |

39 awarded in Oklahoma
 6 awarded in Kansas
 1 awarded in Texas



100 0 100 200 300 400 500



SUMMARY OF YR 1-6 GRANTS FOR SPECIAL DIABETES PROGRAM FOR INDIANS - PHOENIX AREA

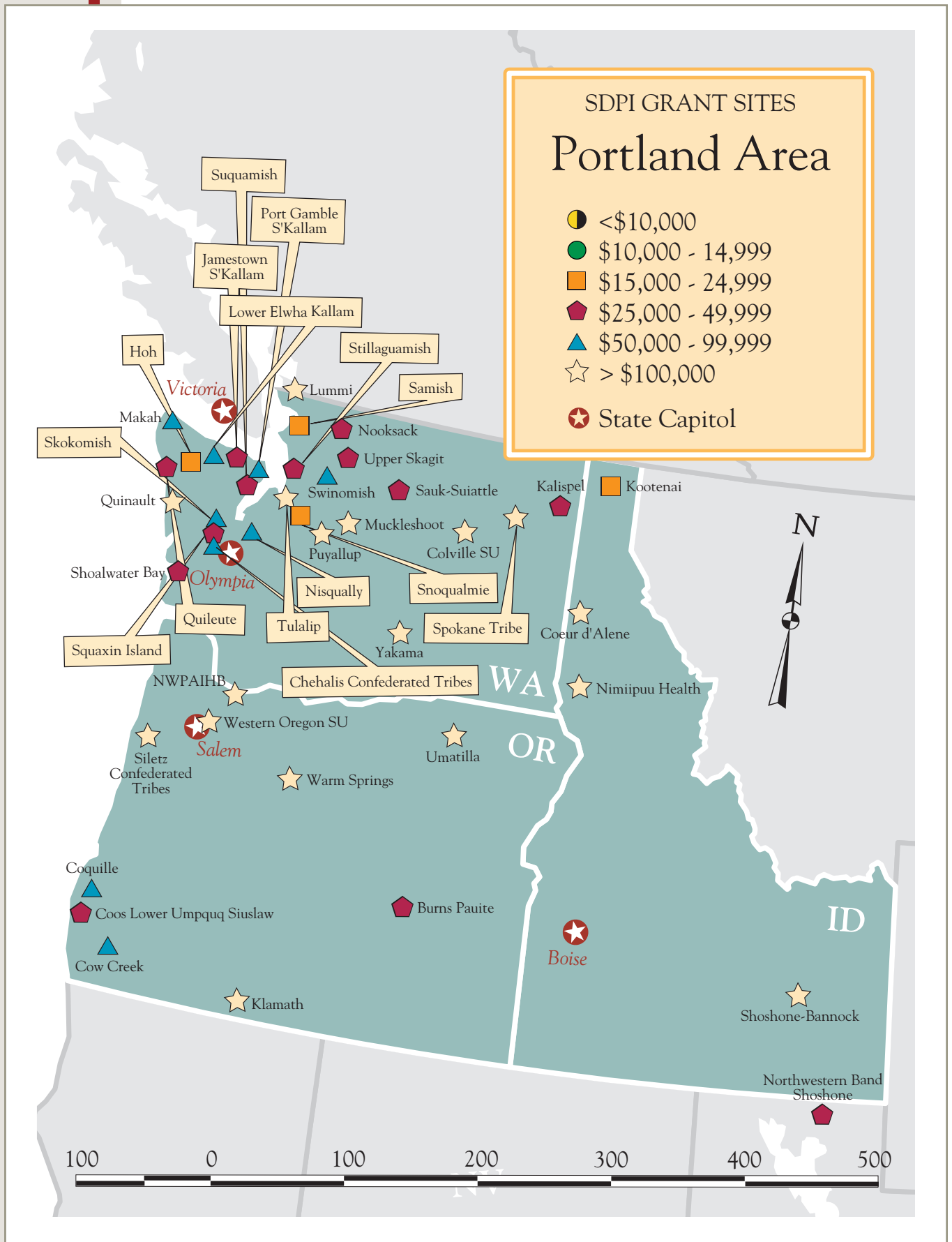
| Tribe IHS Urban | NEW GRANT NUMBER | FORMER GRANT NUMBER | GRANTEE | AWARDED | | | AWARDED | | | AWARDED | | | AWARDED | | GRAND TOTAL |
|-----------------------|------------------------|---------------------------|----------------------------|--------------------|--------------------|--------------------|--------------------|-------------------------|------------------------|--------------------|--------------------|----------------------|--------------------|-------------------|----------------|
| | | | | 1997-1998 | 1998-1999 | 1999-2000 | 2000-2001 | | 2001-2002 | | 2002-2003 | | | | |
| | | | | Yr 1 BBA Amt | Yr 2 BBA Amt | Yr 3 BBA Amt | Yr 4 BBA Amt | Yr 4 Supple- ment | TOTAL BBA/ Suppl | Yr 5 BBA Amt | Yr 5 CAA Amt | TOTAL BBA/ CAA | Yr 6 CAA Amt | | |
| Tribe | H1D9400307 | 40HD00002 | Chemehuevi, CA | 21,312 | 21,312 | 21,312 | 21,312 | 69,859 | 91,171 | 21,202 | 69,498 | 90,700 | 90,699 | 336,506 | |
| Tribe | H1D9400007 | 40HD00003 | Cocopah | 33,785 | 33,785 | 33,785 | 33,785 | 91,718 | 125,503 | 33,610 | 91,244 | 124,854 | 124,854 | 476,566 | |
| Tribe | H1D9400247 | 40HD00004 | Colorado River Indian | 123,774 | 123,774 | 123,774 | 123,774 | 264,582 | 388,356 | 123,134 | 263,214 | 386,348 | 386,348 | 1,532,374 | |
| Tribe | H1D9400008 | 40HD00005 | Duckvalley Shoshone | 59,217 | 59,217 | 59,217 | 59,217 | 138,126 | 197,343 | 58,911 | 137,412 | 196,323 | 196,322 | 767,639 | |
| Tribe | H1D9400110 | 40HD00006 | Duckwater Shoshone | 19,422 | 19,422 | 19,422 | 19,422 | 67,636 | 87,058 | 19,322 | 67,286 | 86,608 | 86,608 | 318,540 | |
| Tribe | H1D9400246 | 40HD00007 | Ely Shoshone | 23,051 | 23,051 | 23,051 | 23,051 | 77,249 | 100,300 | 22,932 | 76,849 | 99,781 | 99,781 | 369,015 | |
| Tribe | H1D9400150 | 40HD00008 | Fallon Paiute | 53,728 | 53,728 | 53,728 | 53,728 | 133,216 | 186,944 | 53,450 | 132,527 | 185,977 | 185,977 | 720,082 | |
| Tribe | H1D9400164 | 40HD00009 | Fort McDowell | 35,126 | 35,126 | 35,126 | 35,126 | 107,067 | 142,193 | 34,944 | 106,513 | 141,457 | 141,458 | 530,486 | |
| Tribe | H1D9400358 | 40HD00010 | Fort Mohave, CA | 37,993 | 37,993 | 37,993 | 37,993 | 110,116 | 148,109 | 37,797 | 109,547 | 147,344 | 147,343 | 556,775 | |
| Tribe | H1D9400009 | 40HD00011 | Gila River Res./West En | 585,365 | 585,365 | 585,365 | 585,365 | 1,133,334 | 1,718,699 | 549,791 | 1,040,856 | 1,590,647 | 1,590,647 | 6,656,088 | |
| Tribe | H1D9400402 | 40HD00012 | Ak-Chin (GRIC) | | | | | | | | | 119,165 | 119,165 | 238,330 | |
| Tribe | H1D9400096 | 40HD00012 | Goshute Res., UT | 18,263 | 18,263 | 18,263 | 18,263 | 71,306 | 89,569 | 18,169 | 70,937 | 89,106 | 89,106 | 322,570 | |
| Tribe | H1D9400151 | 40HD00013 | Havasupai Tribe | 28,966 | 28,966 | 28,966 | 28,966 | 85,569 | 114,535 | 28,816 | 85,126 | 113,942 | 113,943 | 429,318 | |
| Tribe | H1D9400309 | 40HD00014 | Hopi Tribe | 204,127 | 204,127 | 204,127 | 204,127 | 404,165 | 608,292 | 203,071 | 402,075 | 605,146 | 605,146 | 2,430,965 | |
| Tribe | H1D9400010 | 40HD00015 | Hualapai Tribe | 68,152 | 68,152 | 68,152 | 68,152 | 156,833 | 224,985 | 67,800 | 156,022 | 223,822 | 223,821 | 877,084 | |
| Tribe | H1D9400152 | 40HD00016 | Kaibab Res./Paiute | 16,860 | 16,860 | 16,860 | 16,860 | 66,241 | 83,101 | 16,773 | 65,898 | 82,671 | 82,671 | 299,023 | |
| Tribe | H1D9400011 | 40HD00017 | Las Vegas Paiutes | 58,451 | 58,451 | 58,451 | 58,451 | 175,736 | 234,187 | 34,854 | 102,914 | 232,976 | 232,976 | 875,492 | |
| Tribe | H1D9400203 | 40HD00018 | Lovelock Paiute | 21,526 | 21,526 | 21,526 | 21,526 | 70,789 | 92,315 | 21,415 | 70,423 | 91,838 | 91,838 | 340,569 | |
| Tribe | H1D9400355 | 40HD00021 | Paiute Tribe of Utah | 30,339 | 30,339 | 30,339 | 30,339 | 80,143 | 110,482 | 30,182 | 79,729 | 109,911 | 109,911 | 421,321 | |
| IHS | H1D9400171 | 40HD00022 | PIMC | 492,524 | 492,524 | 492,524 | 492,524 | 508,186 | 1,000,710 | 489,977 | 505,558 | 995,535 | 959,109 | 4,432,926 | |
| Tribe | H1D9400252 | 40HD00023 | Pyramid Lake | 57,723 | 57,723 | 57,723 | 57,723 | 146,859 | 204,582 | 57,424 | 146,099 | 203,523 | 203,524 | 784,798 | |
| Tribe | H1D9400359 | 40HD00024 | Quechan Tribe, CA | 99,836 | 99,836 | 99,836 | 99,836 | 219,519 | 319,355 | 99,320 | 218,384 | 317,704 | 317,703 | 1,254,270 | |
| Tribe | H1D9400012 | 40HD00025 | Reno/Sparks | 109,289 | 109,289 | 109,289 | 109,289 | 230,991 | 340,280 | 108,724 | 229,796 | 338,520 | 338,520 | 1,345,187 | |
| Tribe | H1D9400311 | 40HD00026 | Salt River | 150,705 | 150,705 | 150,705 | 150,705 | 335,222 | 485,927 | 149,922 | 333,492 | 483,414 | 483,414 | 1,904,870 | |
| Tribe | H1D9400013 | 40HD00027 | San Carlos Apache | 337,601 | 337,601 | 337,601 | 337,601 | 666,691 | 1,004,292 | 335,856 | 663,242 | 999,098 | 999,098 | 4,015,291 | |
| Tribe | H1D9400095 | 40HD00028 | San Lucy Tohono O'odh | 16,863 | 16,863 | 16,863 | 16,863 | 28,010 | 44,873 | 16,776 | 27,865 | 44,641 | 117,493 | 257,596 | |
| Tribe | H1D9400177 | 40HD00031 | Te Moak Tribes West | 71,628 | 71,628 | 71,628 | 71,628 | 157,970 | 229,598 | 71,258 | 157,153 | 228,411 | 228,411 | 901,304 | |
| Tribe | H1D9400176 | 40HD00032 | Tonto Apache | 18,812 | 18,812 | 18,812 | 18,812 | 61,830 | 80,642 | 18,715 | 62,505 | 81,220 | 81,220 | 299,518 | |
| IHS | H1D9400147 | 40HD00033 | Uintah-Urday, UT | 152,740 | 152,740 | 152,740 | 136,886 | 326,741 | 463,627 | 136,179 | 265,733 | 401,912 | 75,090 | 1,398,849 | |
| Tribe | H1D9400376 | 40HD00029 | Skull Valley Res.(U&O, UT) | | | | 15,854 | | 15,854 | 15,772 | 59,318 | 75,090 | | 90,944 | |
| Tribe | H1D9400094 | 40HD00034 | Walker River | 44,915 | 44,915 | 44,915 | 44,915 | 111,873 | 156,788 | 44,683 | 111,294 | 155,977 | 155,977 | 603,487 | |
| Tribe | H1D9400175 | 40HD00035 | Washoe Tribes of CA&N | 79,587 | 79,587 | 79,587 | 79,587 | 174,352 | 253,939 | 79,175 | 173,450 | 252,625 | 252,626 | 997,951 | |
| Tribe | H1D9400014 | 40HD00036 | White Mountain Apache | 436,647 | 436,647 | 436,647 | 436,647 | 830,563 | 1,267,210 | 434,390 | 826,267 | 1,260,657 | 1,260,656 | 5,098,464 | |
| IHS | H1D9400405 | | Whiteriver SU | | | | | | | | | | | | |
| Tribe | H1D9400200 | 40HD00038 | Yavapai-Apache | 31,589 | 31,589 | 31,589 | 31,589 | 91,150 | 122,739 | 31,426 | 90,679 | 122,105 | 122,104 | 461,715 | |
| Tribe | H1D9400092 | 40HD00039 | Yavapai-Presc | 25,917 | 25,917 | 25,917 | 25,917 | 77,300 | 103,217 | 25,783 | 76,900 | 102,683 | 102,683 | 386,334 | |
| Tribe | H1D9400199 | 40HD00040 | Yerington Res & Clny | 31,254 | 31,254 | 31,254 | 31,254 | 91,925 | 123,179 | 31,092 | 91,450 | 122,542 | 122,542 | 462,025 | |
| Tribe | H1D9400015 | 40HD00041 | Yomba Shoshone | 18,019 | 18,019 | 18,019 | 18,019 | 64,071 | 82,090 | 17,926 | 63,740 | 81,666 | 81,665 | 299,478 | |
| IHS | H1D9400186 | 40HD00042 | Phx IHS - Data | 116,152 | 116,152 | 82,903 | | | 254,905 | 82,474 | 171,112 | 253,586 | 217,160 | 1,040,858 | |
| IHS | H1D9400093 | 40HD00043 | Schurz Service Unit | 67,535 | 67,535 | 67,535 | 67,535 | 218,310 | 285,845 | 67,185 | 217,180 | 284,365 | 284,365 | 1,057,180 | |
| Tribe | | 40HD00019 | McDermitt Res. | | | | 31,741 | 90,272 | | 31,577 | 89,804 | | | | |
| Tribe | | 40HD00030 | Summit Lake | | | | 15,000 | 58,231 | | 14,922 | 57,930 | | | | |
| Tribe | | 40HD00037 | Winnemucca Colony | | | | 20,794 | 69,807 | | 20,686 | 69,446 | | | | |
| Tribe | H1D9400419 | | Ute Indian Tribe | | | | | | | | | | 401,912 | 401,912 | |
| TOTAL | | | | 3,798,793 | 3,798,793 | 3,765,544 | | | 11,582,794 | | | 11,523,890 | 11,523,886 | 45,993,700 | |

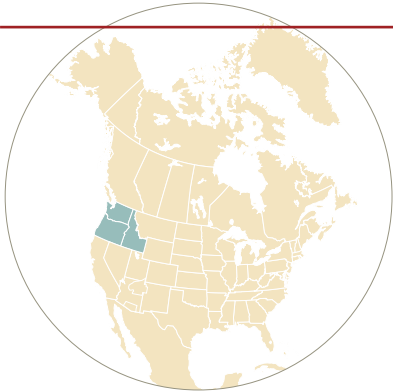
20 awarded in Arizona
2 awarded in California

17 awarded in Nevada
6 awards in Utah

SUMMARY OF YR 1-6 GRANTS FOR SPECIAL DIABETES PROGRAM FOR INDIANS - TUCSON AREA

| Tribe IHS Urban | NEW GRANT NUMBER | FORMER GRANT NUMBER | GRANTEE | AWARDED | | | AWARDED | | | AWARDED | | | AWARDED | | GRAND TOTAL |
|-----------------------|------------------------|---------------------------|-------------------|--------------------|--------------------|--------------------|--------------------|-------------------------|------------------------|--------------------|--------------------|----------------------|--------------------|------------------|----------------|
| | | | | 1997-1998 | 1998-1999 | 1999-2000 | 2000-2001 | | 2001-2002 | | 2002-2003 | | | | |
| | | | | Yr 1 BBA Amt | Yr 2 BBA Amt | Yr 3 BBA Amt | Yr 4 BBA Amt | Yr 4 Supple- ment | TOTAL BBA/ Suppl | Yr 5 BBA Amt | Yr 5 CAA Amt | TOTAL BBA/ CAA | Yr 6 CAA Amt | | |
| Tribe | H1D9400022 | 42HD00001 | Tohono O'odham | 536,566 | 536,566 | 583,880 | 583,880 | 1,225,475 | 1,809,355 | 583,880 | 1,266,055 | 1,849,935 | 1,852,268 | 7,168,570 | |
| Tribe | H1D9400023 | 42HD00002 | Pascua Yaqui | 116,822 | 137,590 | 152,413 | 152,413 | 319,892 | 472,305 | 152,413 | 330,483 | 482,896 | 480,563 | 1,842,589 | |
| IHS | H1D9400029 | 42HD00003 | Tohono O'o Nation | 116,154 | | | | | | | | | | 116,154 | |
| TOTAL | | | | 769,542 | 674,156 | 736,293 | | | 2,281,660 | | | 2,332,831 | 2,332,831 | 9,127,313 | |

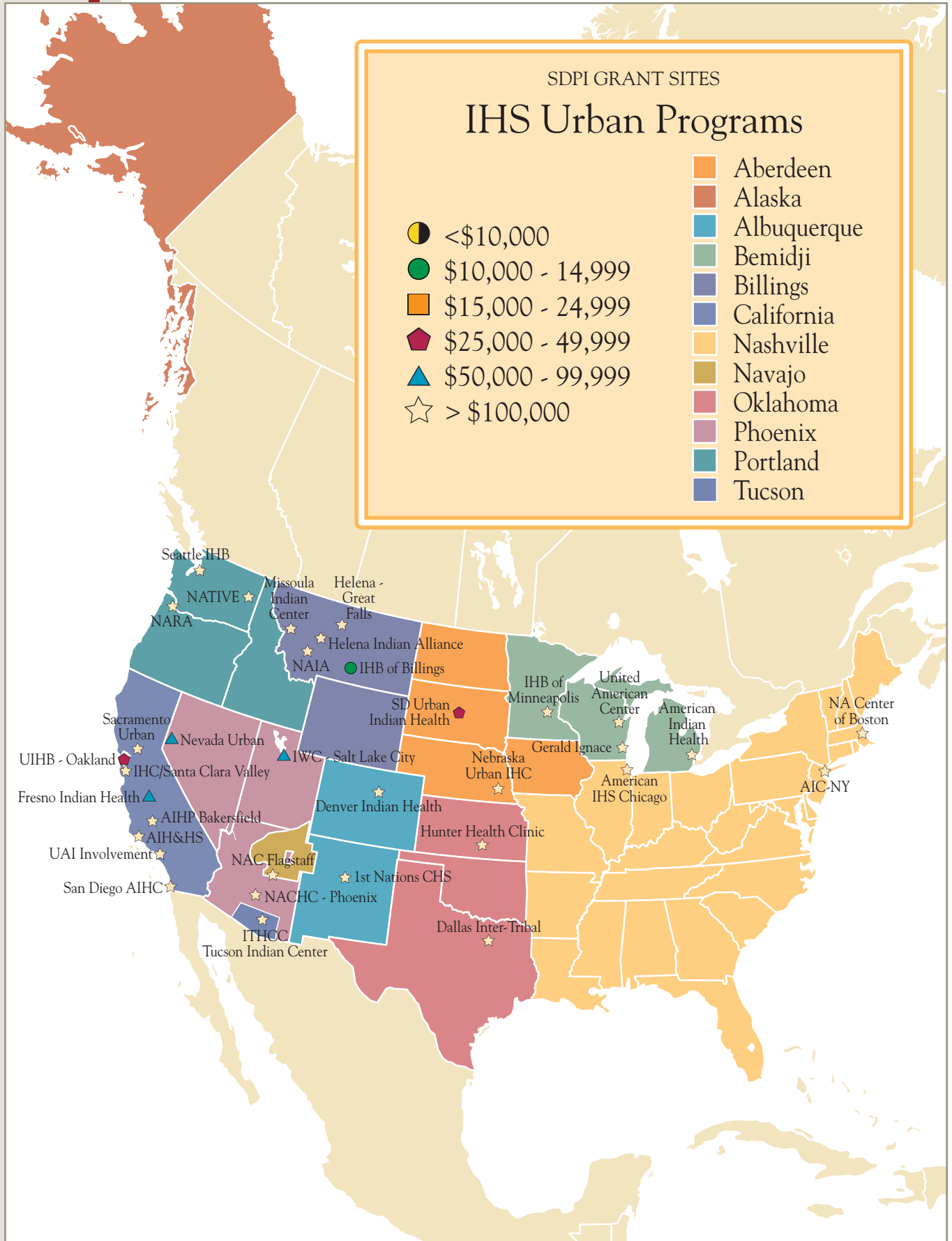




SUMMARY OF YEAR 1-6 GRANTS FOR SPECIAL DIABETES PROGRAM FOR INDIANS - PORTLAND AREA

| Tribe | NEW GRANT NUMBER | FORMER GRANT NUMBER | GRANTEE | AWARDED 1997-1998 | | | AWARDED 1998-1999 | | | AWARDED 1999-2000 | | | AWARDED 2000-2001 | | | AWARDED 2001-2002 | | | AWARDED 2002-2003 | |
|--------------|------------------|---------------------|-----------------------|-------------------|------------------|------------------|-------------------|---------------|------------------|-------------------|--------------|------------------|-------------------|-------------------|--------------|-------------------|-----------------|--------------|-------------------|---------------|
| | | | | Yr 1 BBA Amt | Yr 2 BBA Amt | Yr 3 BBA Amt | Yr 4 BBA Amt | Yr 5 BBA Amt | Yr 6 BBA Amt | Yr 1 BBA Amt | Yr 2 BBA Amt | Yr 3 BBA Amt | Yr 4 BBA Amt | Yr 5 BBA Amt | Yr 6 BBA Amt | Supplement | TOTAL BBA/Suppl | Yr 5 CAA Amt | Yr 6 CAA Amt | TOTAL BBA/CAA |
| Tribe | HID9400184 | 64HD00001 | Burns | 13,295 | 13,295 | 13,295 | 13,295 | 13,295 | 13,295 | 13,295 | 13,295 | 13,295 | 13,295 | 26,590 | 13,295 | 13,451 | 26,746 | 26,746 | 119,967 | |
| Tribe | HID9400356 | 64HD00002 | Chehalis | 20,046 | 20,046 | 20,046 | 20,046 | 20,046 | 36,641 | 56,687 | 20,046 | 37,367 | 57,413 | 57,413 | 231,651 | | | | | |
| Tribe | HID9400173 | 64HD00003 | Coeur d-Alene SG | 48,986 | 48,986 | 48,986 | 48,986 | 48,986 | 116,893 | 165,879 | 48,986 | 119,208 | 168,194 | 168,194 | 649,225 | | | | | |
| IHS | HID9400198 | 64HD00004 | Colville | 95,140 | 95,140 | 95,140 | 95,140 | 275,461 | 370,601 | 95,140 | 280,916 | 376,056 | 376,056 | 1,408,133 | | | | | | |
| Tribe | HID9400339 | 64HD00005 | Coos | 17,377 | 17,377 | 17,377 | 17,377 | 34,754 | 17,377 | 34,754 | 17,377 | 17,663 | 35,040 | 35,040 | 156,965 | | | | | |
| Tribe | HID9400072 | 64HD00006 | Coquille | 17,716 | 17,716 | 17,716 | 17,716 | 31,678 | 49,394 | 17,716 | 32,305 | 50,021 | 50,021 | 202,584 | | | | | | |
| Tribe | HID9400180 | 64HD00007 | Cow Creek | 20,296 | 20,296 | 20,296 | 20,296 | 35,233 | 55,529 | 20,296 | 35,931 | 56,227 | 56,227 | 228,871 | | | | | | |
| Tribe | HID9400073 | 64HD00008 | Grand Ronde | 61,026 | 61,026 | 61,026 | 61,026 | 98,872 | 159,898 | 61,026 | 100,830 | 161,856 | 161,856 | 666,688 | | | | | | |
| Tribe | HID9400236 | 64HD00010 | Jamestown | 14,809 | 14,809 | 14,809 | 14,809 | 14,809 | 29,618 | 14,809 | 14,969 | 29,778 | 29,778 | 133,601 | | | | | | |
| Tribe | HID9400153 | 64HD00011 | Kalispel | 12,942 | 12,942 | 12,942 | 12,942 | 25,884 | 12,942 | 13,099 | 26,041 | 26,041 | 116,792 | | | | | | | |
| Tribe | HID9400273 | 64HD00012 | Klamath | 36,069 | 36,069 | 36,069 | 36,069 | 77,225 | 113,294 | 36,069 | 78,754 | 114,823 | 114,823 | 451,147 | | | | | | |
| Tribe | HID9400090 | 64HD00013 | Kootenai | 12,116 | 12,116 | 12,116 | 12,116 | 24,232 | 12,116 | 12,228 | 24,344 | 24,344 | 109,268 | | | | | | | |
| Tribe | HID9400285 | 64HD00014 | L Elwha | 22,589 | 22,589 | 22,589 | 22,589 | 29,461 | 52,050 | 22,589 | 30,044 | 52,633 | 52,633 | 225,083 | | | | | | |
| Tribe | HID9400335 | 64HD00015 | Lummi | 59,998 | 59,998 | 59,998 | 59,998 | 162,862 | 222,860 | 59,998 | 166,087 | 226,085 | 226,085 | 855,024 | | | | | | |
| Tribe | HID9400237 | 64HD00016 | Makah | 29,542 | 29,542 | 29,542 | 29,542 | 65,821 | 95,363 | 29,542 | 67,125 | 96,667 | 96,667 | 377,323 | | | | | | |
| Tribe | HID9400149 | 64HD00017 | Muckleshoot | 42,384 | 42,384 | 42,384 | 42,384 | 103,800 | 146,184 | 42,384 | 105,856 | 148,240 | 148,240 | 569,816 | | | | | | |
| Tribe | HID9400097 | 64HD00018 | Nimipuu Health | 50,715 | 50,715 | 50,715 | 50,715 | 126,256 | 176,971 | 50,715 | 128,756 | 179,471 | 179,471 | 688,058 | | | | | | |
| Tribe | HID9400352 | 64HD00019 | Nisqually | 24,193 | 24,193 | 24,193 | 24,193 | 28,616 | 52,809 | 24,193 | 29,183 | 53,376 | 53,376 | 232,140 | | | | | | |
| Tribe | HID9400074 | 64HD00020 | Nooksack | 21,812 | 21,812 | 21,812 | 21,812 | 26,891 | 48,703 | 21,812 | 27,424 | 49,236 | 49,236 | 212,611 | | | | | | |
| Tribe | HID9400160 | 64HD00021 | NW Shoshoni | 13,231 | 13,231 | 13,231 | 13,231 | 26,462 | 13,231 | 13,265 | 26,496 | 26,496 | 119,147 | | | | | | | |
| Tribe | HID9400328 | 64HD00022 | Pt. Gamble | 20,960 | 20,960 | 20,960 | 20,960 | 36,817 | 57,777 | 20,960 | 37,546 | 58,506 | 58,506 | 237,669 | | | | | | |
| Tribe | HID9400251 | 64HD00023 | Puyallup | 92,509 | 92,509 | 92,509 | 92,509 | 255,574 | 348,083 | 92,509 | 260,636 | 353,145 | 353,145 | 1,331,900 | | | | | | |
| Tribe | HID9400321 | 64HD00024 | Quileute | 17,515 | 17,515 | 17,515 | 17,515 | 18,057 | 35,572 | 28,679 | 29,624 | 58,303 | 35,930 | 182,350 | | | | | | |
| Tribe | HID9400098 | 64HD00009 | Hoh | 11,614 | | 11,614 | 11,614 | Did not apply | 11,614 | | | | | 33,942 | | | | | | |
| Tribe | HID9400340 | 64HD00025 | Quinalt | 42,108 | 42,108 | 42,108 | 42,108 | 86,200 | 128,308 | 42,108 | 87,907 | 130,015 | 130,015 | 514,662 | | | | | | |
| Tribe | HID9400371 | 64HD00026 | Samish | 12,304 | 12,304 | 12,304 | 12,304 | 12,304 | 24,608 | 12,353 | 12,353 | 24,706 | 24,706 | 110,932 | | | | | | |
| Tribe | HID9400357 | 64HD00027 | Sauk-Suiattle | 12,992 | 12,992 | 12,992 | 12,992 | 12,992 | 25,984 | 12,992 | 13,097 | 26,089 | 26,089 | 117,138 | | | | | | |
| Tribe | HID9400341 | 64HD00028 | Shoalwater Bay | 14,045 | 14,045 | 14,045 | 14,045 | 14,045 | 28,090 | 14,045 | 14,288 | 28,333 | 28,333 | 126,891 | | | | | | |
| Tribe | HID9400179 | 64HD00029 | Shoshone-Bannock | 79,655 | 79,655 | 79,655 | 79,655 | 206,578 | 286,233 | 79,655 | 210,669 | 290,324 | 290,324 | 1,105,846 | | | | | | |
| Tribe | HID9400174 | 64HD00030 | Siletz-SG | 78,490 | 78,490 | 78,490 | 78,490 | 171,803 | 250,293 | 78,490 | 175,205 | 253,695 | 253,695 | 993,153 | | | | | | |
| Tribe | HID9400313 | 64HD00031 | Skokomish | 21,800 | 21,800 | 21,800 | 21,800 | 35,128 | 56,928 | 21,800 | 35,824 | 57,624 | 57,624 | 237,576 | | | | | | |
| Tribe | HID9400315 | 64HD00032 | Spokane | 42,484 | 42,484 | 42,484 | 42,484 | 73,811 | 116,295 | 42,484 | 75,273 | 117,757 | 117,757 | 479,261 | | | | | | |
| Tribe | HID9400178 | 64HD00033 | Squaxin Island | 20,447 | 20,447 | 20,447 | | 24,639 | 24,639 | 20,447 | 25,127 | 45,574 | 45,574 | 177,128 | | | | | | |
| Tribe | HID9400075 | 64HD00034 | Stillaquamish | 12,667 | 12,667 | 12,667 | 12,667 | 12,667 | 25,334 | 12,667 | 12,780 | 25,447 | 25,447 | 114,229 | | | | | | |
| Tribe | HID9400334 | 64HD00035 | Suquamish | 16,300 | 16,300 | 16,300 | 16,300 | 16,300 | 32,600 | 16,300 | 16,493 | 32,793 | 32,793 | 147,086 | | | | | | |
| Tribe | HID9400076 | 64HD00036 | Swinomish SG | 20,535 | 20,535 | 20,535 | 20,535 | 32,734 | 53,269 | 20,535 | 33,382 | 53,917 | 53,917 | 222,708 | | | | | | |
| Tribe | HID9400324 | 64HD00037 | Tulalip | 48,685 | 48,685 | 48,685 | 48,685 | 117,421 | 166,106 | 48,685 | 119,746 | 168,431 | 168,431 | 649,023 | | | | | | |
| Tribe | HID9400316 | 64HD00038 | Umatilla (Yellowhawk) | 44,639 | 44,639 | 44,639 | 44,639 | 98,731 | 143,370 | 44,639 | 100,686 | 145,325 | 145,325 | 567,937 | | | | | | |
| Tribe | HID9400077 | 64HD00039 | Upper Skagit | 15,586 | 15,586 | 15,586 | 15,586 | 15,586 | 15,586 | 15,586 | 17,697 | 33,283 | 33,283 | 128,910 | | | | | | |
| Tribe | HID9400197 | 64HD00040 | Warm Springs | 64,684 | 64,684 | 64,684 | 64,684 | 174,444 | 239,128 | 64,684 | 177,899 | 242,583 | 242,583 | 918,346 | | | | | | |
| Tribe | HID9400286 | 64HD00041 | Yakama SU | 151,717 | 151,717 | 151,717 | 151,717 | 411,819 | 563,536 | 151,717 | 419,975 | 571,692 | 571,692 | 2,162,071 | | | | | | |
| IHS | HID9400399 | | Yakama SU | | | | | | | | | 20,000 | | 20,000 | | | | | | |
| IHS | HID9400084 | 64HD00042 | Portland I.H.S. | 116,154 | 127,768 | 82,905 | 114,966 | | 114,966 | | | | | 441,793 | | | | | | |
| IHS | HID9400387 | | Western Oregon SU | | | | | 40,000 | 40,000 | | 41,927 | 41,927 | 41,927 | 123,854 | | | | | | |
| Tribe | HID9400389 | | NWPAIHB | | | | | | 167,371 | | 82,905 | 148,893 | 231,798 | 231,798 | 630,967 | | | | | |
| Tribe | HID9400400 | | Snoqualmie | | | | | | | | | 22,398 | 22,398 | 44,796 | | | | | | |
| TOTAL | | | | 1,592,172 | 1,592,172 | 1,558,473 | | | 4,889,002 | | | 4,992,408 | 4,950,035 | 19,574,262 | | | | | | |

4 awarded in Idaho
12 awarded in Oregon
1 awarded in Utah
29 awarded in Washington



SUMMARY OF YR 1-6 GRANTS FOR SPECIAL DIABETES PROGRAM FOR INDIANS - URBAN PROGRAMS

| Tribe IHS Urban | NEW GRANT NUMBER | FORMER GRANT NUMBER | GRANTEE | AWARDED | | | AWARDED | | | AWARDED | | | AWARDED | | GRAND TOTAL |
|-----------------------|------------------------|---------------------------|---------------------------|--------------------|--------------------|--------------------|--------------------|-------------------------|------------------------|-----------------------|--------------------|----------------------|--------------------|-------------------|----------------|
| | | | | 1997-1998 | 1998-1999 | 1999-2000 | 2000-2001 | | 2001-2002 | | 2002-2003 | | | | |
| | | | | Yr 1 BBA Amt | Yr 2 BBA Amt | Yr 3 BBA Amt | Yr 4 BBA Amt | Yr 4 Supple- ment | TOTAL BBA/ Suppl | Yr 5 BBA Amt | Yr 5 CAA Amt | TOTAL BBA/ CAA | Yr 6 CAA Amt | | |
| Urban | H1D9400318 | ISHD02180 | SD Urban Indian Health | 46,875 | 45,455 | 44,953 | 43,631 | 123,570 | 167,201 | 43,631 | 91,638 | 135,269 | 132,837 | 572,590 | |
| Urban | H1D9400083 | ISHD02181 | Nebraska Urban IHC | 46,875 | 45,455 | 44,953 | 43,631 | 123,570 | 167,201 | 43,631 | 122,184 | 165,815 | 162,570 | 632,869 | |
| Urban | H1D9400319 | ISHD02182 | 1st Nations CHS | 46,875 | 45,455 | 44,953 | 43,631 | 123,570 | 167,201 | 43,631 | 122,184 | 165,815 | 162,570 | 632,869 | |
| Urban | H1D9400089 | ISHD02183 | Denver Indian Health | 46,875 | 45,455 | 44,953 | 43,631 | 123,570 | 167,201 | 43,631 | 122,184 | 165,815 | 162,570 | 632,869 | |
| Urban | H1D9400288 | ISHD02184 | American IHS Chicago | 46,875 | 45,455 | 44,953 | 43,631 | 123,570 | 167,201 | 43,631 | 91,638 | 135,269 | 132,837 | 572,590 | |
| Urban | H1D9400281 | ISHD02185 | Utd Amer Ctr-Green Bay | 46,875 | 45,455 | 44,953 | 43,631 | 50,181 | 93,812 | 43,631 | 61,092 | 104,723 | 103,103 | 438,921 | |
| Urban | H1D9400360 | ISHD02186 | Milwaukee-Gerald Ignace | 46,875 | 45,454 | 44,973 | 43,631 | 123,570 | 167,201 | 43,631 | 122,184 | 165,815 | 162,570 | 632,888 | |
| Urban | H1D9400230 | ISHD02187 | IHB of Minneapolis - MN | 46,875 | 45,455 | 44,953 | 43,631 | 123,570 | 167,201 | 43,631 | 122,184 | 165,815 | 162,570 | 632,869 | |
| Urban | H1D9400289 | ISHD02188 | AIH, Detroit, MI | 46,875 | 45,455 | 44,953 | 43,631 | 123,570 | 167,201 | 43,631 | 91,638 | 135,269 | 132,837 | 572,590 | |
| Urban | H1D9400282 | ISHD02189 | IHB of Billings | 46,875 | 45,455 | 44,953 | 43,631 | 123,570 | 167,201 | 43,631 | 122,184 | 165,815 | 162,570 | 632,869 | |
| Urban | H1D9400295 | ISHD02190 | NAIA, Butte, MT | 46,875 | 45,455 | 44,953 | 43,631 | 50,181 | 93,812 | 43,631 | 61,092 | 104,723 | 103,103 | 438,921 | |
| Urban | H1D9400397 | ISHD02191 | Helena-Great Falls | 46,875 | 45,455 | | | | | 43,631 | 91,638 | 135,269 | 162,570 | 390,169 | |
| Urban | H1D9400317 | ISHD02192 | Helena Indian Alliance | 46,875 | 45,455 | 44,953 | 43,631 | 123,570 | 167,201 | 43,631 | 91,638 | 135,269 | 162,570 | 602,323 | |
| Urban | H1D9400284 | ISHD02193 | Missoula Indian Center | 46,875 | 45,455 | 44,953 | 43,631 | 50,181 | 93,812 | 43,631 | 61,092 | 104,723 | 103,103 | 438,921 | |
| Urban | H1D9400262 | ISHD02194 | San Diego AIHC - CA | 46,875 | 45,455 | 44,953 | 43,631 | 123,570 | 167,201 | 43,631 | 122,184 | 165,815 | 162,570 | 632,869 | |
| Urban | H1D9400082 | ISHD02195 | Sacramento Urban - CA | 46,875 | 45,455 | 44,953 | 43,631 | 123,570 | 167,201 | 43,631 | 122,184 | 165,815 | 162,570 | 632,869 | |
| Urban | H1D9400304 | ISHD02196 | UIHB - Oakland, CA | 46,875 | 45,455 | 44,953 | 43,631 | 123,570 | 167,201 | 87,262 | 183,276 | 270,538 | 265,673 | 840,695 | |
| Urban | H1D9400303 | ISHD02197 | Fresno Indian Health - CA | 46,875 | 45,455 | 44,953 | 43,631 | | 43,631 | funds to UIHB-Oakland | | | | 180,914 | |
| Urban | H1D9400398 | ISHD02198 | AIHP - Bakersfield | 46,875 | 45,454 | | | | 93,812 | 43,631 | 61,092 | 104,723 | 103,103 | 393,967 | |
| Urban | H1D9400312 | ISHD02199 | IHC/Santa Clara Valley | 46,875 | 45,454 | 44,953 | 43,631 | 123,570 | 167,201 | 43,631 | 122,184 | 165,815 | 162,570 | 632,868 | |
| Urban | H1D9400308 | ISHD02200 | UAI Involvement - LA | 46,875 | 45,455 | 44,953 | 43,631 | 50,181 | 93,812 | 43,631 | 61,092 | 104,723 | 103,103 | 438,921 | |
| Urban | H1D9400310 | ISHD02201 | AIH&HS-Santa Barb | 46,875 | 45,454 | 44,953 | 43,631 | 123,570 | 167,201 | 43,631 | 122,184 | 165,815 | 162,570 | 632,868 | |
| Urban | H1D9400322 | ISHD02202 | AIC-NY | 46,875 | 45,454 | 44,953 | 43,631 | 50,181 | 93,812 | 43,631 | 61,092 | 104,723 | 103,103 | 438,920 | |
| Urban | H1D9400330 | ISHD02203 | NA Center of Boston | 46,875 | 45,454 | 44,953 | 43,631 | 50,181 | 93,812 | 43,631 | 61,092 | 104,723 | 103,103 | 438,920 | |
| Urban | H1D9400331 | ISHD02204 | NAC Flagstaff, AZ | 46,875 | 45,454 | 44,953 | 43,631 | 123,570 | 167,201 | 43,631 | 122,184 | 165,815 | 162,570 | 632,868 | |
| Urban | H1D9400264 | ISHD02205 | Dallas Inter-Tribal | 46,875 | 45,454 | 44,953 | 43,631 | 123,570 | 167,201 | 43,631 | 122,184 | 165,815 | 162,570 | 632,868 | |
| Urban | H1D9400244 | ISHD02206 | Hunter Health Clinic | 46,875 | 45,454 | 44,953 | 43,631 | 123,570 | 167,201 | 43,631 | 122,184 | 165,815 | 162,570 | 632,868 | |
| Urban | H1D9400351 | ISHD02207 | Nevada Urban - Reno | 46,875 | 45,454 | 44,953 | 43,631 | 50,181 | 93,812 | 43,631 | 91,638 | 135,269 | 132,837 | 499,200 | |
| Urban | H1D9400229 | ISHD02208 | NACHC-Phx | 46,875 | 45,454 | 44,953 | 43,631 | 123,570 | 167,201 | 43,631 | 122,184 | 165,815 | 162,570 | 632,868 | |
| Urban | H1D9400323 | ISHD02209 | NARA - Portland, OR | 46,875 | 45,454 | 44,953 | 43,631 | 123,570 | 167,201 | 43,631 | 122,184 | 165,815 | 162,570 | 632,868 | |
| Urban | H1D9400305 | ISHD02210 | Seattle IH Board | 46,875 | 45,454 | 44,953 | 43,631 | 123,570 | 167,201 | 43,631 | 122,184 | 165,815 | 162,570 | 632,868 | |
| Urban | H1D9400314 | ISHD02211 | ITHCC - Tucson | 46,875 | 45,454 | 44,953 | 43,631 | 50,181 | 93,812 | Changed name & ID# | | 104,723 | 103,103 | 438,920 | |
| Urban | H1D9400245 | ISHD02392-01 | IWC- Salt Lake City | | 45,454 | 44,953 | 43,631 | 50,181 | 93,812 | 43,631 | 61,092 | 104,723 | 132,837 | 421,779 | |
| Urban | H1D9400406 | | Tucson Indian Center | | | | | | 93,812 | 43,631 | 61,092 | 104,723 | 103,103 | 301,638 | |
| Urban | H1D9400370 | | N.A.T.I.V.E.-Spokane | | | 44,953 | 43,646 | 123,570 | 167,216 | 43,646 | 122,184 | 165,830 | 162,570 | 540,569 | |
| Urban | H1D9400396 | | Seattle IHB | | | | | 125,000 | 125,000 | | 125,000 | 125,000 | 125,000 | 375,000 | |
| Urban | H1D9400395 | | IHB of Billings | | | | | 31,000 | 31,000 | | 14,940 | 14,940 | 14,957 | 60,897 | |
| | TOTAL | | | 1,500,000 | 1,500,000 | 1,438,516 | | | 4,910,000 | | | 5,088,192 | 5,086,572 | 19,523,280 | |

4 awarded in Arizona
8 awarded in California
1 awarded in Colorado
1 awarded in Illinois
1 awarded in Kansas

1 awarded in Massachusetts
1 awarded in Michigan
1 awarded in Minnesota
1 awarded in Montana
1 awarded in Nebraska

1 awarded in Nevada
1 awarded in New Mexico
1 awarded in New York
1 awarded in Oregon
1 awarded in South Dakota

1 awarded in Utah
3 awarded in Washington
2 awarded in Wisconsin

APPENDIX

Grant Programs
by Area - H&S Areas