


Colorado Crop Production, 2006					Colorado Livestock Inventories	
Crop	Acres Harvested (000)	Yield Per Acre	Unit	Production (000)	Species	Number
Apples			Lbs.	15,000	<b>All Cattle &amp; Calves, January 1, 2007</b>	<b>2,700,000</b>
Barley	42.0	115.0	Bu.	4,830	All Cows & Heifers that have Calved	840,000
Beans, Dry	60.0	19.0	Cwt.	1,140	Beef	725,000
Cabbage	31	430	Cwt.	1,333	Milk	115,000
Cantaloupe	16	170	Cwt.	272	Heifers 500 Lbs. +	735,000
Corn, Grain	860.0	156.0	Bu.	134,160	Beef Replacement	115,000
Corn, Silage	90.0	20.5	Tons	1,845	Milk Replacement	60,000
Hay, Alfalfa	780.0	3.80	Tons	2,964	Other Heifers	560,000
Hay, Other	750.0	1.90	Tons	1,425	Steers 500 Lbs. +	930,000
Lettuce	16	280	Cwt.	448	Bulls 500 Lbs. +	45,000
Oats	10.0	70.0	Bu.	700	Calves Under 500 Lbs.	150,000
Onions	9.3	385	Cwt.	3,581	Cattle on Feed	1,100,000
Peaches			Tons	14.0	<b>All Sheep &amp; Lambs, January 1, 2007</b>	<b>400,000</b>
Pears			Tons	2.3	Breeding	190,000
Potatoes, Summer	4.0	370	Cwt.	1,480	Market	210,000
Potatoes, Fall	59.7	380	Cwt.	22,686	<b>All Hogs &amp; Pigs, December 1, 2006</b>	<b>830,000</b>
Proso Millet	255.0	21.0	Bu.	5,355	Breeding	155,000
Sorghum, Grain	130.0	26.0	Bu.	3,380	Market	675,000
Sorghum, Silage	17.0	18.0	Tons	306	<b>All Chickens, December 1, 2006</b>	<b>4,596,000</b>
Sugarbeets	38.2	24.8	Tons	947	Total Layers	3,765,000
Sunflowers	93.0	1,168	Lbs.	108,600	<b>All Goats, January 1, 2007</b>	<b>44,000</b>
Sweet Corn	9.0	150	Cwt.	1,350	Meat	35,000
Wheat, Winter	1,900.0	21.0	Bu.	39,900	Milk	8,000
Wheat, Spring	19.0	85.0	Bu.	1,615	Angora	1,000

# Colorado Agriculture

Photo courtesy of Kelly Porter



A profile of Colorado's agriculture and its contribution to the state's economy



Compiled by: USDA, NASS, Colorado Field Office

[www.nass.usda.gov/co](http://www.nass.usda.gov/co)

800-392-3202

2007

## Colorado Agricultural Facts 2002 Census of Agriculture

- Total Land Area—66.3 million acres
- Number of Farms & Ranches—31,369
- Land in Farms & Ranches—31.1 million acres
- Avg. Size of Farm & Ranch—991 Acres
- Total number of Farm Operators—49,102
- Total Women Operators - 16,835
- Average Age of Principal Operator—54.5

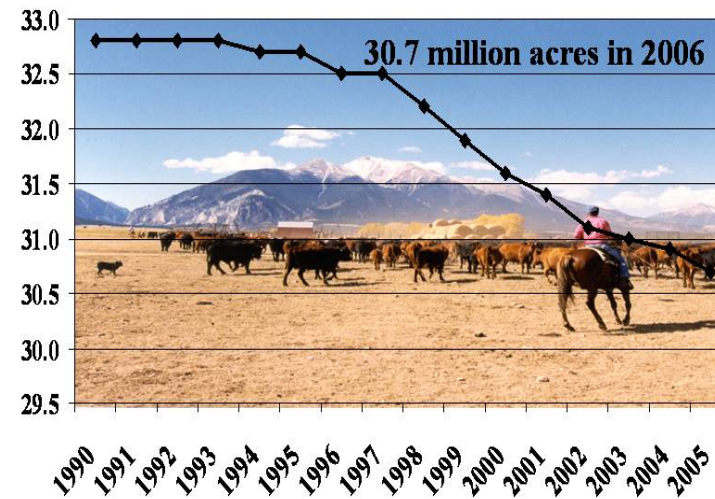


## Colorado Cash Receipts (2005)

- Colorado ranked as the 16th largest agricultural producer in the U.S
- Cash Receipts totaled \$5.4 Billion
  - Crops—\$1.4 Billion
  - Livestock—\$4 Billion
- Cattle and Calves comprise \$3.1 Billion, or 58.3% of the state's total cash receipts.

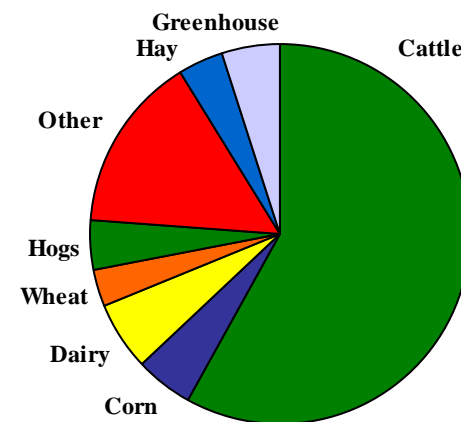
## Colorado Land in Farms

Million acres

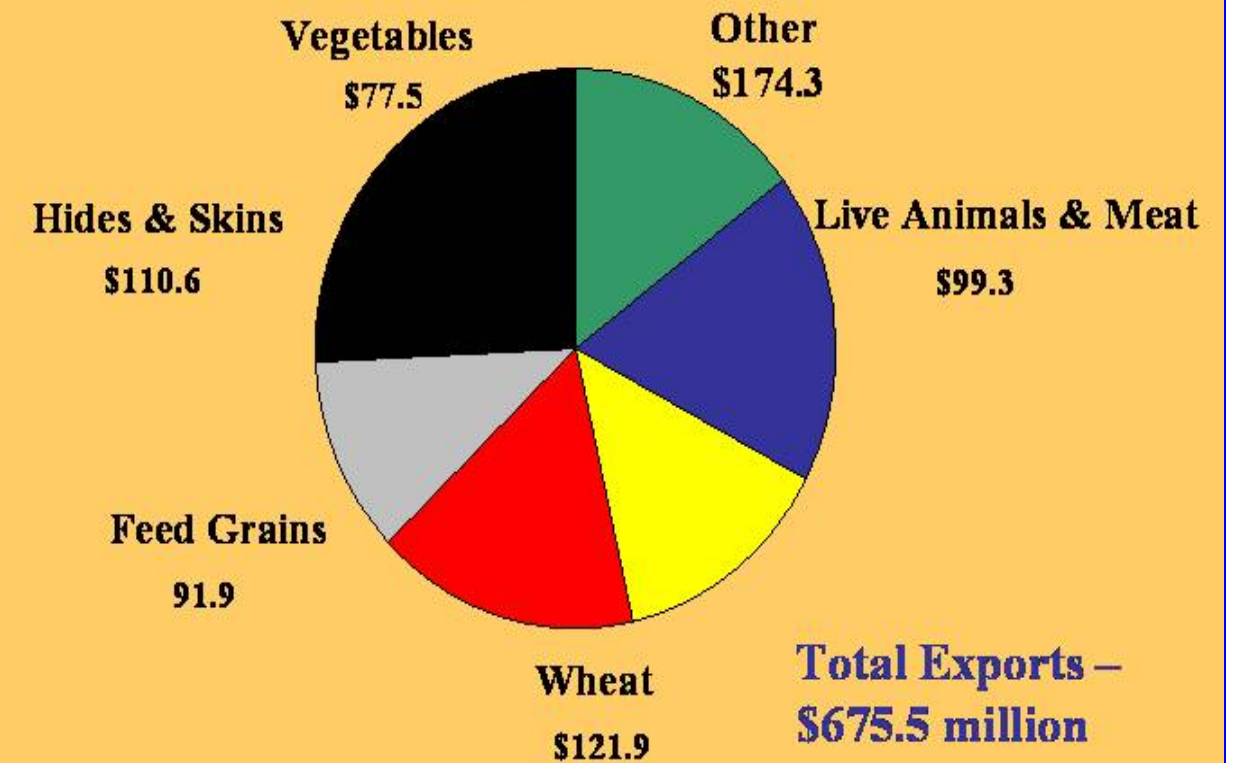


## Colorado Cash Receipts (2005)

1. Cattle—58%
2. Corn—5%
3. Hay—4%
4. Dairy—6%
5. Greenhouse/Nursery—5%
6. Wheat—3%
7. Hogs—4%



## Top 5 Ag Exports From Colorado in 2005



## 2005 Farm Sector Indicators

	Million Dollars
<b>Total Agricultural Sector Output</b>	<b>6,595.8</b>
Crops	1,476.3
Livestock	4,157.0
Other	962.5
<b>Total Production Expenses</b>	<b>5,379.7</b>
Feed	674.1
Livestock & Poultry	1,544.0
Seed	172.4
Fertilizers & Lime	145.0
Pesticides	82.0
Petroleum Fuels & Oils	196.0
Repair & Maintenance	191.0
Marketing, Storage & Transportation	233.0