

United States
Department of
Agriculture



Federal Crop
Insurance
Corporation



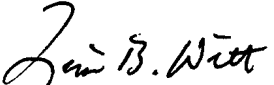
Product
Development
Division

FCIC-25320 (1-2004)
FCIC-25320-1 (11-2004)
FCIC-25320-2 (11-2005)

PEANUT LOSS ADJUSTMENT STANDARDS HANDBOOK

2006 and Succeeding Crop Years

UNITED STATES DEPARTMENT OF AGRICULTURE
WASHINGTON, D.C. 20250

FEDERAL CROP INSURANCE HANDBOOK	NUMBER: 25320 (01-2004) 25320-1 (11-2004) 25320-2 (11-2005)
SUBJECT: PEANUT LOSS ADJUSTMENT STANDARDS HANDBOOK 2006 AND SUCCEEDING CROP YEARS	OPI: Product Development Division APPROVED:  Deputy Administrator, Research and Development DATE: October 31, 2005

THIS HANDBOOK CONTAINS THE OFFICIAL FCIC-APPROVED LOSS ADJUSTMENT STANDARDS FOR THIS CROP FOR THE 2006 AND SUCCEEDING CROP YEARS. IN THE ABSENCE OF INDUSTRY-DEVELOPED, FCIC-APPROVED PROCEDURE FOR THIS CROP FOR 2006 AND SUCCEEDING CROP YEARS, ALL REINSURED COMPANIES WILL UTILIZE THESE STANDARDS FOR BOTH LOSS ADJUSTMENT AND LOSS TRAINING.

SUMMARY OF CHANGES/CONTROL CHART

The following list contains a significant change to this handbook, as determined by us. It may not represent all changes made. All changes made to this handbook are applicable regardless of whether or not listed.

Major Changes: See changes or additions in text, which have been highlighted. Three stars (***) identify where information has been removed.

Change for Crop Year 2006 (FCIC-25320-2) issued NOVEMBER 2005:

- A. Page 15, subsection 8 B, Part II – Stand Reduction Method Computations, item 21: Amended instructions for Yield Per Acre to require entering the approved APH yield to nearest whole pound from the APH form, after verifying to be correct.

PEANUT LOSS ADJUSTMENT STANDARDS HANDBOOK

SUMMARY OF CHANGES/CONTROL CHART (Continued)

Control chart for: Peanut Loss Adjustment Standards Handbook						
	SC Page(s)	TC Page(s)	Text Page(s)	Reference Material	Date	Directive No.
Remove	1-4		15-16		01-2004	FCIC-25320
Insert	1-2		15-16		11-2005	FCIC-25320-2
Current Index	1-2	1-2	1-2		11-2005	FCIC-25320-2
			3-8		01-2004	FCIC-25320
			9-12		11-2004	FCIC-25320-1
			13-14		01-2004	FCIC-25320
			15-16		11-2004	FCIC-25320-1
			17-22		01-2004	FCIC-25320
			23-26		11-2004	FCIC-25320-1
			27-32		01-2004	FCIC-25320
			33-36		11-2004	FCIC-25320-1
			37-38		01-2004	FCIC-25320
			39-40		01-2004	FCIC-25320
41-42		11-2004	FCIC-25320-1			
43-44		01-2004	FCIC-25320			

PEANUT LOSS ADJUSTMENT STANDARDS HANDBOOK

TABLE OF CONTENTS

	<u>PAGE</u>
1. INTRODUCTION	1
2. SPECIAL INSTRUCTIONS	1
A. DISTRIBUTION.....	1
B. TERMS, ABBREVIATIONS, AND DEFINITIONS.....	1
3. INSURANCE CONTRACT INFORMATION	2
A. INSURABILITY	2
B. PROVISIONS NOT APPLICABLE TO CAT COVERAGE.....	3
C. UNIT DIVISION.....	3
4. REPLANTING PAYMENT PROCEDURES	4
A. GENERAL INFORMATION	4
B. QUALIFICATIONS FOR REPLANTING PAYMENT.....	4
C. MAXIMUM REPLANTING PAYMENT	5
D. REPLANTING PAYMENT INSPECTIONS	5
5. PEANUT APPRAISALS	6
A. GENERAL INFORMATION	6
B. SELECTING REPRESENTATIVE SAMPLES FOR APPRAISALS	6
C. MEASURING ROW WIDTH FOR SAMPLE SELECTION	6
D. STAGES OF GROWTH	7
6. APPRAISAL METHODS	8
A. GENERAL INFORMATION	8
B. STAND REDUCTION METHOD – “BEFORE PODDING”	8
C. PLANT AND POD COUNT METHOD – “AFTER PODDING”	9
D. THRESHED SAMPLE METHOD – “AFTER PODDING”	11
7. APPRAISAL DEVIATIONS AND MODIFICATIONS	12
A. DEVIATIONS.....	12
B. MODIFICATIONS.....	12

PEANUT LOSS ADJUSTMENT STANDARDS HANDBOOK

TABLE OF CONTENTS (Continued)

8. APPRAISAL WORKSHEET ENTRIES AND COMPLETION PROCEDURES13

A. GENERAL INFORMATION13

B. WORKSHEET ENTRIES AND COMPLETION INFORMATION.....13

 STAND REDUCTION METHOD – “BEFORE PODDING”14

 PLANT AND POD COUNT METHOD – “AFTER PODDING”15

 THRESHED SAMPLE METHOD16

 STAND REDUCTION METHOD EXAMPLE18

 PLANT AND POD COUNT METHOD EXAMPLE.....19

 THRESHED SAMPLE METHOD EXAMPLE20

9. CLAIM FORM ENTRIES AND COMPLETION PROCEDURES.....21

A. GENERAL INFORMATION21

B. FORM ENTRIES AND COMPLETION INFORMATION.....22

 SECTION I - ACREAGE APPRAISED, PRODUCTION AND ADJUSTMENTS24

 SECTION II - HARVESTED PRODUCTION.....31

 CLAIM FORM EXAMPLE37

 CLAIM FORM EXAMPLE (REPLANT)38

10. REFERENCE MATERIAL.....39

TABLE A - MINIMUM REPRESENTATIVE SAMPLE REQUIREMENTS39

TABLE B - PODS (UNSHELLED PEANUTS) PER POUND TABLE39

TABLE C - SINGLE ROW LENGTH FOR EACH SAMPLE40

EXHIBITS

EXHIBIT 1 – PEANUT QUALITY ADJUSTMENT WORKSHEET INSTRUCTIONS 41

 PEANUT QUALITY ADJUSTMENT WORKSHEET EXAMPLE..... 43

1. INTRODUCTION

THIS HANDBOOK MUST BE USED IN CONJUNCTION WITH THE LOSS ADJUSTMENT MANUAL (LAM).

This handbook identifies the crop-specific procedural requirements for adjusting Multiple Peril Crop Insurance (MPCI) losses in a uniform and timely manner. These procedures, which include crop appraisal methods and claims completion instructions, supplement the general (not crop-specific) procedures, forms, and manuals for loss adjustment identified in the Loss Adjustment Manual (LAM).

2. SPECIAL INSTRUCTIONS

This handbook remains in effect until superseded by reissuance of **either** the entire handbook **or** selected portions (through slipsheets or bulletins). If slipsheets have been issued for a handbook, the original handbook as amended by slipsheet pages shall constitute the handbook. A bulletin can supersede either the original handbook or subsequent slipsheets.

A. DISTRIBUTION

The following is the minimum distribution of forms completed by the adjuster (and signed by the insured) for the loss adjustment inspection:

One legible copy to insured. The original and all remaining copies as instructed by the insurance provider.

It is the insurance providers' responsibility to maintain original insurance documents relative to policyholder servicing as designated in their approved plan of operations.

B. TERMS, ABBREVIATIONS, AND DEFINITIONS

- (1) Terms, abbreviations, and definitions **general** (not crop specific) to loss adjustment are identified in the LAM.
- (2) Terms, abbreviations, and definitions **specific** to peanut loss adjustment and this handbook, which are not defined in this section, are defined as they appear in the text.
- (3) Abbreviations:

AMS	Agricultural Marketing Service
FSIS	Federal-State Inspection Service
LSK	Loose Shell Kernels
SE	Southeast
SMK	Sound Mature Kernels
SS	Sound Splits
SW	Southwest

(4) Definitions:

Average price per pound	The average support price per pound, by type, as defined in the Special Provisions of Insurance for peanuts.
Average support price per pound	The loan rate applicable for each peanut type, as announced each year by the U.S. Department of Agriculture.
Non-quota peanuts	In accordance with the Peanut Crop Provisions (99-075) (Rev. 7/99), all insured peanuts will be considered non-quota peanuts for all aspects of the policy, including the calculation of premium, liability, and indemnity.
Planted acreage	In addition to the requirement in the definition in the Basic Provisions, peanuts must initially be planted in rows wide enough apart to permit mechanical cultivation. Acreage planted in any other manner will not be insurable unless otherwise provided by the Special Provisions or by written agreement.
Production guarantee (per acre)	In addition to the definition of “production guarantee (per acre)” in the Basic Provisions, the production guarantee (per acre) is the number of pounds determined by multiplying the yield per acre contained in the actuarial documents or the approved yield multiplied by the coverage level percentage elected.

3. INSURANCE CONTRACT INFORMATION

The insurance provider is to determine that the insured has complied with all policy provisions of the insurance contract. Crop provisions, which are to be considered in this determination, include (but are not limited to):

A. INSURABILITY

(1) Insured Crop

The crop insured will be all the peanuts in the county for which the insured has a share and which a premium rate is provided by the actuarial documents:

- (a) That are planted for the purpose of marketing as farmer’s stock peanuts;
- (b) That are the type of peanut designated in the Special Provisions as being insurable;
and

(c) That are not (unless allowed by the Special Provisions or by written agreement):

- 1 Planted for the purpose of harvesting as green peanuts;
- 2 Interplanted with another crop; or
- 3 Planted into an established grass or legume.

(2) Insurable Acreage

In addition to the provisions of section 9 (Insurable Acreage) of the Basic Provisions:

- (a) Any acreage of the insured crop damaged before the final planting date, to the extent that the majority of producers in the area would not normally further care for the crop, must be replanted unless the insurance provider agrees that replanting is not practical. Refer to the LAM for replanting provisions issues. Refer to section 4 of this handbook for replanting payment procedures.
- (b) Acreage not insured includes any acreage:
 - 1 On which peanuts are grown using no-till or minimum tillage farming methods unless allowed by the Special Provisions or written agreement; or
 - 2 Which does not meet the rotation requirements, if any, contained in the Special Provisions.

B. PROVISIONS NOT APPLICABLE TO CAT COVERAGE

- (1) Optional Units.
- (2) Written Agreements.
- (3) Hail and Fire Exclusion provisions (also not applicable if additional coverage is less than 65/100 or equivalent coverage).
- (4) High Risk Land Exclusion.
- (5) Replanting Payments.

NOTE: Refer to CIH and LAM for other provisions not applicable to CAT.

C. UNIT DIVISION

Refer to the insurance contract for unit provisions. **NOTE:** Unless limited by the Crop or Special Provisions, a basic unit, as defined in the Basic Provisions, may be divided into optional units if, for each optional unit, all conditions stated in the applicable provisions are met.

4. REPLANTING PAYMENT PROCEDURES

A. GENERAL INFORMATION

- (1) Replanting payments made on acreage replanted by a practice that was uninsurable as an original planting will require the deduction of the replanting payment for such acreage from the original unit liability. If the unit dollar loss (final claim) is less than the original unit liability minus such replant payment, the actual indemnity dollar amount will not be affected by the replanting payment. The premium will not be reduced.
- (2) No replanting payment will be made on acreage on which a prior replanting payment has been made during the current crop year.

NOTE: Refer to section 9B, column “G,” Type/Class/Variety for procedure regarding replanting acreage to a different type than the type initially planted and reported.

B. QUALIFICATIONS FOR REPLANTING PAYMENT

To qualify for replanting payment, the:

- (1) insured crop must have been damaged by an insurable cause;
- (2) insurance provider must determine that it is practical to replant;
- (3) acres being replanted must have been initially planted on or after the “Initial Planting” date established by the Special Provisions;
- (4) per acre appraisal (or appraisal plus any appraisals for uninsured causes of loss) must be less than 90 percent of the per acre production guarantee for the acreage the insured intends to replant (Refer to section 5, Peanut Appraisals);
- (5) acreage replanted must be AT LEAST the lesser of 20 acres or 20 percent of the insured **planted** acreage for the unit (as determined on the final planting date or within the late planting period if a late planting period is applicable); and

NOTE: Any acreage planted after the end of the late planting period will not be included when determining if the 20 acres or 20 percent qualification is met. Refer to the LAM.

- (6) insurance provider must have given consent to replant.

NOTE: In the Narrative of the claim form or on a Special Report, show the appraisal for each field or subfield and the calculations to document that qualifications for a replant payment have been met.

C. MAXIMUM REPLANTING PAYMENT

The maximum amount of the replanting payment per acre will be the LESSER OF:

- (1) the actual cost of replanting per acre multiplied by the number of acres replanted and multiplied by the insured's share; or
- (2) eighty dollars (\$80.00) per acre multiplied by the number of acres replanted, multiplied by the insured's share.

EXAMPLE 1

Owner/operator (100 percent share)

30 acres replanted.

Insured's actual cost to replant = \$79.00

\$80.00 (maximum \$ amt. allowed in policy)

The lesser of \$79.00 and \$80.00 is \$79.00

Enter \$79.00 in Section I, "Adjusted Potential" column of the claim form.

EXAMPLE 2

Landlord/tenant on 50/50 share

30 acres replanted

Insured's actual cost to replant \$85.00

\$80.00 (maximum \$ amt. allowed in policy) X .500 share = \$40.00

The lesser of \$85.00 and \$40.00 is \$40.00

NOTE: Enter \$40.00 in Section I, "Adjusted Potential" column of the claim form if share has been applied or \$80.00 if share has yet to be applied. (Follow individual insurance provider guidelines). Indicate in the Narrative if adjusted potential has/has not been reduced for share on claim form according to individual company guidelines.

D. REPLANTING PAYMENT INSPECTIONS

Replanting payment inspections are to be prepared as final inspections on the claim form only when qualifying for a replanting payment. Non-qualifying replanting payment inspections (**unless the claim is withdrawn by the insured**) are to be handled as preliminary inspections. If qualified for a replanting payment, a Certification Form may be prepared on the initial farm visit. Refer to the LAM.

D. STAGES OF GROWTH

- (1) Peanut stages of growth for appraisal purposes are identified as “BEFORE PODDING,” and “AFTER PODDING.”
- (2) Time Intervals:

	Growth Stages	Time Interval	Definition
Before Podding	Planting to Emergence	7 to 10 days	Emergence – Cotyledons near the soil surface with the seedling showing some part of the plant visible.
	Emergence to Beginning Bloom	25 to 30 days	Beginning Bloom – <u>One</u> open flower at any node on the plant.
After Podding	Emergence to Full Pod	55 to 60 days	Full Pod – <u>One</u> fully expanded pod.
	Emergence to Beginning Seed	65 to 70 days	Beginning Seed – <u>One</u> fully-expanded pod in which seed growth is visible when the pod is cut in cross-section with a knife.
	Beginning Seed to Full Seed	12 days	Full Seed – <u>One</u> pod with cavity filled by the seed (when fresh).
	Full Seed to Harvest Maturity	55 to 65 days	Harvest Maturity – 70 to 75% of the pods have seed skin (testa) with color appropriate for the variety when mature. Seeds have brown blotching. Pods have coarse texture.
	Planting to Harvest Maturity	145 to 155 days	

NOTE: Environmental conditions (temperature, moisture, and light) will cause the number of days between stages to vary. Favorable weather conditions will reduce the number of days between stages.

6. APPRAISAL METHODS

A. GENERAL INFORMATION

These instructions provide information for three appraisal methods.

Appraisal Method...	Use...
Stand Reduction Method*	for planted acreage with no emerged seed and from emergence until beginning seed begins within the pods.
Pod Count Method	after kernel development begins within the pods until peanuts are threshed.
Threshed Sample Method	after peanuts have been dug.

***NOTE: Refer to section 7B for appraisal modification to the Stand Reduction Method.**

B. STAND REDUCTION METHOD – “BEFORE PODDING”

Use this method from emergence until kernel development begins within the pods.

NOTE: If the reduction in stand is solely due to non-emerged seed due to insufficient soil moisture, do not complete appraisals prior to the time specified in the LAM. Refer to the paragraph in the LAM regarding deferred appraisals and non-emerged seed.

(1) Sampling

- (a) Using a measuring tape marked in tenths, measure a representative row or combinations of rows comprising 100 feet for each representative sample.
- (b) Select the number of representative samples using the instructions in section 5B.

NOTE: Two narrow rows of peanuts planted in a single bed of normal row width will be considered as one row.

(2) Defining a Skip


A skip is the space between “**live**” plants within the row, which exceeds the standard plant spacing of 6 inches for all peanut types.

NOTE: “**Live**” plants are plants that are capable of recovery and **can timely** contribute farmer stock peanuts to the ultimate yield at the time of harvest.

(3) Measuring a Skip

- (a) Using a measuring tape marked in inches, measure the total distance between “live” plants within the sample row
- (b) Subtract the standard plant spacing for the type (from 6B(2) above) from the total distance measured between the existing “live” plants. The result is the “net length” of the skip.

EXAMPLE:	Distance between existing plants	28"
	Less: One standard plant spacing	<u>6"</u>
	“Net Length of the skip”	22"



- (c) Compute the combined length of skips by adding the “net length” of all skips within the 100-foot sample.
- (d) Convert the result to feet and tenths by dividing by 12 and rounding to the nearest tenth of a foot.

EXAMPLE: Total combined length of all skips 229" ÷ 12 = 19.1 ft.

- (e) Record results for each sample in Part I - Sample Determinations - Stand Reduction Method section, Combined Length of Skips (column 12) of the appraisal worksheet.
- (f) Compute the pounds per acre appraisal using the instruction for Part I - Stand Reduction Method and Part II - Stand Reduction Method Computations of section 8B.

Refer to the LAM for instructions on how inches are converted to tenths of a foot.

C. PLANT AND POD COUNT METHOD – “AFTER PODDING”

Use this method after kernel development begins within the pods until peanuts are threshed.

(1) Sampling

- (a) Measure the row width using the instruction in section 5.
- (b) Select from **TABLE C** the applicable 1/1000 acre representative sample row length based on the measured row width.

- (c) Using a measuring tape marked in tenths, measure a representative row or combinations of rows comprising 1/1000 of an acre.
- (d) Select the minimum number of representative samples using the instructions in section 5B.

If peanuts are dug and in the windrow, determine number of rows that the digger combined into one windrow and adjust sample size accordingly.

(2) Plant and Pod Count Computations

(a) Plant Count

- 1 Count the number of peanut plants in each representative sample.

If the peanuts have not been dug and the number of plants cannot be determined, dig up the plants and count the taproots.

- 2 Record the results in Part I - Sample Determinations - Plant Count - Number of Plants Per Sample (column 14) of the appraisal worksheet.

(b) Pod Count

From the **ENTIRE ACREAGE** in the unit:

- 1 Dig or select from the windrows, **AT LEAST 30** representative plants from the entire acreage in the unit. Exercise caution in:
 - a digging or selecting plants from the windrow so that all pods remain attached; and
 - b selecting plants, if plants are dug and in the windrow. Healthy plants with high pod count are larger and will be selected out of proportion unless a conscious effort is made to select representative plants.

If less than 30 plants are available for selection, explain in the “Remarks” section of the appraisal worksheet.

- 2 Count the pods from the representative plants that would normally be picked by the threshing machine.
- 3 Record the results in Part III - Plant and Pod Count Computations, Total Pods in Random Sample (column 26) of the appraisal worksheet.
- 4 Compute the pounds per acre appraisal using the instructions in section 8B, Part III - Plant and Pod Count Computations.

D. THRESHED SAMPLE METHOD – “AFTER PODDING”

Use this method after the peanuts have been dug. The thresher is to be used on sample areas of the field if the insured does not wish to harvest the entire field. The adjuster and the insured are to select the representative samples for the threshing and grading as follows:

(1) Sampling

- (a) Measure the row width using the instructions in section 5C.
- (b) Select, from Reference Material (section 10 **TABLE C**), the applicable 1/100 acre representative sample length based on the measured row width.
- (c) Using a measuring tape marked in tenths, measure a representative row or combinations of rows comprising 1/100 of an acre.
- (d) Select the number of representative samples using the instructions in section 5B.

(2) Threshing and Grading Samples

- (a) Instruct the insured to operate the thresher in a normal manner over each representative sample. The adjuster is to witness the threshing of **ALL** samples.
- (b) Weigh the threshed peanuts from **ALL** samples.
- (c) Select a four to five pound sample of peanuts from **ALL** of the threshed representative samples. The insured and the adjuster should make delivery of the sample to the USDA AMS Federal-State Inspection Service for grading. Using the grade results from the Federal-State Inspection Service Peanut Inspection Notesheet (Form FV-95), determine a value per pound in accordance with **EXHIBIT 1**. However, if the insured elects to harvest the peanuts for delivery to a buying station, use the grade results from the FSA-1007. Apply the grade value to the entire field.

If the insured waives the right to obtain a grade and value, document in the Narrative of the T-P-C Production Worksheet “Insured waived the right to obtain a grade and value.”

(3) Threshed Sample Method Computations

- (a) Convert the net production from the graded sample to net production per acre using the following formula:

$$\begin{aligned} & \text{Net Pounds of Production from } \mathbf{ALL} \text{ Samples} \\ & \div \text{Number of Samples} \\ & = \text{Net Production Per Sample} \\ & \times \text{Constant Factor 100 (for 1/100 acre)} \\ & = \text{Net Production Per Acre} \end{aligned}$$

EXAMPLE: 6.0 Lbs. ÷ 4 Samples = 1.5 Lbs. X 100 Factor = 150 Lbs./Per Acre

- (b) Record computations in the “Remarks” section of the Peanut Appraisal Worksheet.

7. APPRAISAL DEVIATIONS AND MODIFICATIONS

A. DEVIATIONS

Deviations in appraisal methods require FCIC written authorization (as described in the LAM) prior to implementation.

B. MODIFICATIONS

The insurance provider’s authorizing official must authorize the use of a pre-established appraisal modification prior to its use by the adjuster. Refer to the LAM for additional information.

- (1) Stress Damage Modification. Use this modification **ONLY** when conditions warrant.

- (a) Determine if the peanut plants have been under stress from an insured cause of damage (e.g., drought) and the percent of reduction in potential production that the stress has caused.
- (b) Reduce the Pounds Per Acre appraisal (item 22 of the Appraisal Worksheet) after completing the Stand Reduction Method. If no stand reduction has occurred, use the production guarantee (as defined in section 2) as the pounds potential appraisal.

Lbs. Potential (appraisal or production guarantee) X (1.00 - % Stress Damage) = Lbs. Potential, rounded to whole pounds.

EXAMPLE: Production Guarantee of 700 lbs. and Stress Damage of 60%.

$$\begin{array}{rcccl} & & \text{Percent of} & & \\ & & \text{Stress Damage} & & \\ \text{Lbs. Potential} & & & & \text{Lbs. Potential} \\ 700 & \text{X} & (1.00 - .60) & = & 280 \text{ lbs.} \end{array}$$

- (2) Document the following in the Remarks section of the appraisal worksheet:

- (a) insured cause of damage;
- (b) how the percent of stress damage was determined; and
- (c) name of the person that authorized the modification and date authorized.

8. APPRAISAL WORKSHEET ENTRIES AND COMPLETION PROCEDURES

A. GENERAL INFORMATION

- (1) Include the insurance provider's name in the appraisal worksheet title if not preprinted on the insurance provider's worksheet, when a worksheet entry is not provided.
- (2) Include the claim number on the appraisal worksheet (when required by the insurance provider), when a worksheet entry is not provided.
- (3) Separate appraisal worksheets are required for each field or subfield within the unit. Refer to section 5 for sampling requirements.
- (4) Complete items 1 - 9 and items 37 and 38 for ALL appraisal methods.

NOTE: Standard appraisal worksheet items are numbered consecutively in section B. An example appraisal worksheet is also provided to illustrate how to complete entries.

B. WORKSHEET ENTRIES AND COMPLETION INFORMATION

Verify or make the following entries:

**Item
No.**

Information Required

Company: Name of company and agency servicing the contract.

Claim No.: Claim number as assigned by the insurance provider.

1. **Insured's Name:** Name of the insured that identifies EXACTLY the person (legal entity) to whom the policy is issued.
2. **Policy Number:** Insured's assigned policy number.
3. **Unit No.:** Five-digit unit number from the Summary of Coverage after it is verified to be correct (e.g., 00100).
4. **Crop Year:** Crop year, as defined in the policy, for which the claim has been filed.
5. **Field ID:** Field identification symbol.
6. **Farm Serial No.:** FSA Farm Serial Number. If more than one Farm Serial Number comprises the unit, enter "See Remarks," and record the numbers in the Remarks section.

7. **Stage of Growth:** Enter “Before Podding” or “After Podding” to identify the stage of growth for the appraisal method.
8. **Acres:** Number of determined acres, to tenths, in the field or sub-field being appraised.
9. **Type:** Type of peanuts appraised, entered as a 3-digit code number exactly as specified on the actuarial documents.

STAND REDUCTION METHOD – “BEFORE PODDING”

PART I - SAMPLE DETERMINATIONS - STAND REDUCTION METHOD

10. **Number of Rows:** Number of rows selected for the representative sample.
11. **Length of Each Row:** Length (in feet, to tenths) of each representative sample row recorded in **Number of Rows** (column 10).
12. **Combined Length of Skips:** Record the Combined Length of Skips (in 100 feet of row) in feet, to tenths of **all** skips for each representative sample.
13. **Number of Skips:** Total number of skips to count in each representative sample.
14. MAKE NO ENTRY.
15. **Total:** Add the Combined Length of Skips (in feet, to tenths) for **all** representative samples. Transfer results to Total Combined Length of Skips (column 16) of Part II - Stand Reduction Method Computations.

PART II - STAND REDUCTION METHOD COMPUTATIONS

16. **Total Combined Length of Skips:** Result of transferring Total for Combined Length of Skips (column 15) of Part I - Sample Determinations - Stand Reduction Method.
17. **Number of Samples:** Total number of representative samples taken.
18. **Average Skip Length:** Divide Total Combined Length of Skips (column 16) by Number of Samples (column 17), rounded to the nearest tenth.
19. **% Stand Remaining:** Result of subtracting Average Skip Length (column 18) from **100** (representative sample length).
20. **% Potential Production Remaining:** Round % Stand Remaining (column 19) to the nearest 5%. Locate the resulting % Stand Remaining in the top row of the Stand Reduction Chart of Part II of the appraisal worksheet. Select the % Potential Production Remaining (figure immediately below rounded % Stand Remaining figure). Record the result as a two-place decimal fraction.

EXAMPLE: 12% Stand Remaining rounded to nearest 5% = 10%. Figure immediately below 10% is 15% Potential Production Remaining (record as .15).

EXCEPTION: If the % Stand Remaining (column 19) is 2.4% or less, enter the actual % Stand Remaining in % Potential Production Remaining (column 20).

21. **Yield Per Acre:** Enter the approved APH yield to nearest whole pound from the APH form, after verifying to be correct.
22. **Pounds Per Acre:** Multiply the Yield Per Acre (column 21) by % Potential Production Remaining (column 20), rounded to the nearest whole pounds. If the Stress Damage Modification is applied, line through the Pounds Per Acre figure, and insert the resulting potential production.

PART III - PLANT AND POD COUNT COMPUTATIONS

23.-35. MAKE NO ENTRY.

36. **Remarks:** For the STAND REDUCTION METHOD record:

- a. The computations and documentation required for the Stress Damage Modification (Refer to section 7B).
- b. Any additional documentation required by the insurance provider.
- c. Remarks pertinent to the appraisal, sampling, or conditions in general.

PLANT AND POD COUNT METHOD – “AFTER PODDING”

PART I - SAMPLE DETERMINATIONS - PLANT COUNT

10.-13. MAKE NO ENTRY.

14. **Number of Plants:** Number of peanut plants counted in each representative sample.

15. **Total:** Add the Number of Plants for **all** representative samples. Transfer results to Part III - Plant and Pod Count Computations, Total Plants (column 23).

PART II - STAND REDUCTION METHOD COMPUTATIONS

16.-22. MAKE NO ENTRY.

PART III - PLANT AND POD COUNT COMPUTATIONS

23. **Total Plants:** Result of transferring Total Number of Plants (column 15) of Part I - Sample Determinations - Plant Count.

24. **No. of Samples:** Total number of representative samples shown in Number of Plants (column 14).
25. **Average No. Plants Per Sample:** Divide Total Plants (column 23) by No. of Samples (column 24), rounded to the nearest tenth. Transfer results to column 29.
26. **Total Pods in Random Sample:** Total number of pods counted from a random sample of at least 30 representative plants. Refer to section 6C(2)(b).
27. **No. Plants in Random Sample:** Total number of plants in random sample selected for pod count. Refer to **NOTE** in section 6C(2)(b)1.
28. **Average No. of Pods Per Plant:** Divide Total Pods in Random Sample (column 26) by No. Plants in Random Sample (column 27), rounded to the nearest tenth.
29. **Average No. Plants Per Sample:** Result of transferring Average No. Plants Per Sample from column 25.
30. **Average No. Pods Per Sample:** Multiply Average No. of Pods Per Plant (column 28) by Average No. Plants Per Sample (column 29), rounded to the nearest tenth. Transfer result to column 31.
31. **Average No. Pods Per Sample:** Result of transferring Average No. Pods Per Sample from column 30.
32. **Factor:** Constant Factor of 1000 (representative sample of 1/1000 acre).
33. **No. Pods Per Acre:** Multiply Average No. Pods Per Sample (column 31) by Factor (column 32).
34. **No. Pods Per Pound:** Record the number of pods per pound using the instructions in section 10 **TABLE B**.
35. **Pounds Per Acre:** Divide No. Pods Per Acre (column 33) by No. Pods Per Pound (column 34), rounding to the nearest whole pound.
36. **Remarks:** For the PLANT AND POD COUNT METHOD record: any additional documentation required by the insurance provider, or remarks pertinent to the appraisal sampling, or conditions in general.

THRESHED SAMPLE METHOD

PART I - SAMPLE DETERMINATIONS

10.-15. MAKE NO ENTRY.

PART II - STAND REDUCTION METHOD COMPUTATIONS

16.-22. MAKE NO ENTRY.

PART III - PLANT AND POD COUNT COMPUTATIONS

23.-35. MAKE NO ENTRY.

36. **Remarks:** For the THRESHED SAMPLE METHOD record:

- a. The calculation used to convert net production from the threshed graded sample to net production per acre (refer to section 6D).
- b. Any additional documentation required by the insurance provider.
- c. Remarks pertinent to the appraisal, sampling, or conditions in general.

37. **Insured's Signature and Date:** Insured's (or insured's authorized representative's) signature and date. BEFORE obtaining insured's signature, REVIEW ALL ENTRIES on the appraisal worksheet WITH THE INSURED, particularly explaining codes, etc., which may not be readily understood.

38. **Code No., Adjuster's Signature, and Date:** Code number, adjuster's signature and date signed **after** the insured (or insured's authorized representative) has signed. If the appraisal is performed prior to signature date, document the date of appraisal in the Remarks section of the Appraisal Worksheet (if available); otherwise, document the appraisal date in the Narrative of the TPC Production Worksheet.

Page Number: Page numbers - (Example: Page 1 of 1, Page 1 of 2, Page 2 of 2, etc.).

STAND REDUCTION METHOD EXAMPLE

Company Any Company

Claim No. XXXXXXXX

For Illustration Purposes ONLY APPRAISAL WORKSHEET PEANUTS	1. Insured's Name <p style="text-align: center;">I. M. Insured</p>		2. Policy Number <p style="text-align: center;">XXXXXXX</p>	3. Unit Number <p style="text-align: center;">00100</p>	4. Crop Year <p style="text-align: center;">YYYY</p>
	5. Field ID <p style="text-align: center;">2</p>	6. Farm Serial Number <p style="text-align: center;">411</p>	7. Stage of Growth <p style="text-align: center;">Before Podding</p>	8. Acres <p style="text-align: center;">9.8</p>	9. Type <p style="text-align: center;">084</p>

PART I - SAMPLE DETERMINATIONS

SAMPLE NUMBER	STAND REDUCTION METHOD				PLANT COUNT
	10. Number of Rows	11. Length of Each Row (in feet, to tenths)	12. Combined Length of Skips (in 100 ft. of Row)	13. Number of Skips	14. Number of Plants
1	3	33.3	92.3	6	
2	2	50.0	84.1	7	
3	1	100.0	87.5	7	
4					
5					
6					
7					
8					
9					
10					
15. TOTAL			263.9		

PART II - STAND REDUCTION METHOD COMPUTATIONS

16. Total Combined Length of Skips <p style="text-align: center;">263.9</p>	17. Number of Samples <p style="text-align: center;">÷ 3</p>	18. Average Skip Length <p style="text-align: center;">= 100 - 88.0</p>	19. % Stand Remaining <p style="text-align: center;">= 12.0</p>	20. % Potential Production Remaining <p style="text-align: center;">.15</p>	21. Yield Per Acre <p style="text-align: center;">X 2,150</p>	22. Pounds Per Acre <p style="text-align: center;">= 323 226</p>
--	---	---	--	--	--	--

STAND REDUCTION CHART (Round % Stand Remaining to nearest five percent.)

% Stand Remaining	100	95	90	85	80	75	70	65	60	55	50	45	40	35	30	25	20	15	10	5
% Potential Production Remaining	100	98	95	93	91	88	85	82	80	76	72	68	64	58	51	44	35	25	15	5

PART III - PLANT AND POD COUNT COMPUTATIONS

23. Total Plants <p style="text-align: center;">÷</p>	24. No of Samples <p style="text-align: center;">=</p>	25. Avg. No. Plants Per Sample	26. Total Pods in Random Sample <p style="text-align: center;">÷</p>	27. No. Plants in Random Sample <p style="text-align: center;">=</p>	28. Average No. Pods Per Plant <p style="text-align: center;">X</p>	29. Average No. Plants Per Sample <p style="text-align: center;">=</p>	30. Average No. Pods Per Sample
31. Average No. Pods Per Sample <p style="text-align: center;">X 1000</p>		32. Factor <p style="text-align: center;">=</p>		33. No. Pods Per Acre <p style="text-align: center;">÷</p>		34. No. Pods Per Pound <p style="text-align: center;">=</p>	

36. Remarks

Stress Damage Modification - Approved by I. M. Supervisor on MM-DD-YYYY
Pounds Per Acre - 323 X (1.00 -.30) = 226 lbs.

Plants severely stressed from drought, potential production reduced 30%.
Percent stress based on an estimate by the USDA Extension Service.

37. Insured's Signature <p style="text-align: center;">I. M. Insured</p>	Date <p style="text-align: center;">MM-DD-YYYY</p>	38. Code No./Adjuster's Signature <p style="text-align: center;">XXXXX I. M. Adjuster</p>	Date <p style="text-align: center;">MM-DD-YYYY</p>
---	---	--	---

PLANT AND POD COUNT METHOD EXAMPLE

Company Any Company

Claim No. XXXXXXXX

For Illustration Purposes ONLY APPRAISAL WORKSHEET PEANUTS	1. Insured's Name I. M. Insured		2. Policy Number XXXXXXX	3. Unit Number 00100	4. Crop Year YYYY
	5. Field ID 3	6. Farm Serial Number. 411	7. Stage of Growth After Podding	8. Acres 9.5	9. Type 084

PART I - SAMPLE DETERMINATIONS

SAMPLE NUMBER	STAND REDUCTION METHOD				PLANT COUNT
	10. Number of Rows	11. Length of Each Row (in feet, to tenths)	12. Combined Length of Skips (in 100 ft. of Row)	13. Number of Skips	14. Number of Plants
1					9
2					16
3					27
4					
5					
6					
7					
8					
9					
10					
15. TOTAL					52

PART II - STAND REDUCTION METHOD COMPUTATIONS

16. Total Combined Length of Skips	17. Number of Samples	18. Average Skip Length	19. % Stand Remaining	20. % Potential Production Remaining	21. Yield Per Acre	22. Pounds Per Acre
÷	=	100	-	=	X	=

STAND REDUCTION CHART (Round % Stand Remaining to nearest five percent.)

% Stand Remaining	100	95	90	85	80	75	70	65	60	55	50	45	40	35	30	25	20	15	10	5
% Potential Production Remaining	100	98	95	93	91	88	85	82	80	76	72	68	64	58	51	44	35	25	15	5

PART III - PLANT AND POD COUNT COMPUTATIONS

23. Total Plants	24. No of Samples	25. Avg. No. Plants Per Sample	26. Total Pods in Random Sample	27. No. Plants in Random Sample	28. Average No. Pods Per Plant	29. Average No. Plants Per Sample	30. Average No. Pods Per Sample						
52	÷	3	=	17.3	174	÷	30	=	5.8	X	17.3	=	100.3

31. Average No. Pods Per Sample	32. Factor	33. No. Pods Per Acre	34. No. Pods Per Pound	35. Pounds Per Acre		
100.3	X	1000	=	100,300		
			÷	325	=	309

36. Remarks

37. Insured's Signature I. M. Insured	Date MM-DD-YYYY	38. Code No./Adjuster's Signature XXXXX I. M. Adjuster	Date MM-DD-YYYY
--	------------------------	---	------------------------

THRESHED SAMPLE METHOD EXAMPLE

Company Any Company

Claim No. XXXXXXXX

For Illustration Purposes ONLY APPRAISAL WORKSHEET PEANUTS	1. Insured's Name I. M. Insured		2. Policy Number XXXXXXX	3. Unit Number 00200	4. Crop Year YYYY
	5. Field ID 1 B	6. Farm Serial Number. 345	7. Stage of Growth After Podding	8. Acres 9.5	9. Type 084

PART I - SAMPLE DETERMINATIONS

SAMPLE NUMBER	STAND REDUCTION METHOD				PLANT COUNT
	10. Number of Rows	11. Length of Each Row (in feet, to tenths)	12. Combined Length of Skips (in 100 ft. of Row)	13. Number of Skips	14. Number of Plants
1					
2					
3					
4					
5					
6					
7					
8					
9					
10					
15. TOTAL					

PART II - STAND REDUCTION METHOD COMPUTATIONS

16. Total Combined Length of Skips	17. Number of Samples	18. Average Skip Length	19. % Stand Remaining	20. % Potential Production Remaining	21. Yield Per Acre	22. Pounds Per Acre
	÷	=	100	=	X	=

STAND REDUCTION CHART (Round % Stand Remaining to nearest five percent.)

% Stand Remaining	100	95	90	85	80	75	70	65	60	55	50	45	40	35	30	25	20	15	10	5
% Potential Production Remaining	100	98	95	93	91	88	85	82	80	76	72	68	64	58	51	44	35	25	15	5

PART III - PLANT AND POD COUNT COMPUTATIONS

23. Total Plants	24. No of Samples	25. Avg. No. Plants Per Sample	26. Total Pods in Random Sample	27. No. Plants in Random Sample	28. Average No. Pods Per Plant	29. Average No. Plants Per Sample	30. Average No. Pods Per Sample
	÷	=		÷	=	X	=

31. Average No. Pods Per Sample	32. Factor	33. No. Pods Per Acre	34. No. Pods Per Pound	35. Pounds Per Acre
	X	1000	=	÷

36. Remarks

Net Production All Samples	Number of Samples	Net Production Per Sample	Factor	Net Production Per Acre
12.1 Lbs.	÷ 4	= 3.0 Lbs.	X 100	= 300 Lbs.

37. Insured's Signature I. M. Insured	Date MM-DD-YYYY	38. Code No./Adjuster's Signature XXXXX I. M. Adjuster	Date MM-DD-YYYY
--	------------------------	---	------------------------

Page 1 of 1

9. CLAIM FORM ENTRIES AND COMPLETION PROCEDURES

A. GENERAL INFORMATION

- (1) The claim form, (hereafter referred to as “T-P-C Production Worksheet”) is a progressive form containing all notices of damage for all preliminary, replant, and final inspections on a unit.
- (2) If a T-P-C Production Worksheet has been prepared on a prior inspection, verify each entry and enter additional information as needed. If a change or correction is necessary, strike out all entries on the line and re-enter correct entries on a new line. The adjuster and insured should initial any line deletions.
- (3) Refer to the LAM for instructions regarding the following:
 - (a) Acreage report errors.
 - (b) Delayed notices and delayed claims.
 - (c) Corrected claims or fire losses (double coverage) and cases involving uninsured causes of loss, unusual situations, controversial claims, concealment or misrepresentation.
 - (d) Claims involving a Certification Form (when all the acreage on the unit has been appraised to be put to another use, when acreage is being appraised for a replanting payment and all acreage on the unit has been initially planted, or other reasons described in the LAM).
 - (e) “No Indemnity Due” claims (which must be verified by an APPRAISAL or NOTIFICATION from the insured that the production exceeded the guarantee).
 - (f) Late planting.
- (4) Refer to the Prevented Planting Handbook for information on prevented planting.
- (5) The adjuster is responsible for determining if any of the insured’s requirements under the notice and claim provisions of the policy have not been met. If any have not, the adjuster should contact the insurance provider.
- (6) Instructions labeled “**PRELIMINARY**” apply to preliminary inspections only. Instruction labeled “**REPLANT**” apply to replant inspections only. Instructions labeled “**FINAL**” apply to final inspections only. Instructions not labeled apply to **ALL** inspections.

B. FORM ENTRIES AND COMPLETION INFORMATION

Verify or make the following entries:

Item

No.

Information Required

1. **Crop/Code #:** "Peanuts" (0075).
 2. **Unit:** Five-digit unit number from the Summary of Coverage after it is verified to be correct (e.g. 00100).
 3. **Legal Description:** Section, township, and range number or other legal description that identifies the location of the unit or the Farm Serial Number, if appropriate.
 4. **Date of Damage:** First three letters of the month during which MOST of the insured damage (including progressive damage) occurred for each inspection. Include the SPECIFIC DATE where applicable as in the case of hail damage (e.g., AUG 11).
 5. **Cause of Damage:** Name of insured cause(s) of loss for **this crop** as listed in the LAM. If it is evident that no indemnity is due, enter "NONE." If an insured cause of loss is coded as "Other," explain in the "Narrative."
- NOTE:** Refer to the Basic Provisions and the crop provisions for this crop for information pertaining to insured and uninsured causes of loss.
6. **Primary Cause %:**

PRELIMINARY: MAKE NO ENTRY.

REPLANT AND FINAL: Percent of damage for the cause of damage listed in column 5 above that is determined to be the primary cause of damage, to the nearest whole percent. The primary cause of damage must exceed 50 percent (e.g., 51%). Enter an "X" for the major secondary cause of damage.
 7. **Company/Agency:** Name of company and agency servicing the contract.
 8. **Name of Insured:** Name of the insured that identifies EXACTLY the person (legal entity) to whom the policy is issued.
 9. **Claim #:** Claim number as assigned by the insurance provider.
 10. **Policy #:** Insured's assigned policy number.
 11. **Crop Year:** Crop year, as defined in the policy, for which the claim is filed.

12. **Additional Units:**

PRELIMINARY AND REPLANT: MAKE NO ENTRY.

FINAL: Unit number(s) for ALL non-loss units for the crop at the time of final inspection. A non-loss unit is any unit for which a T-P-C Production Worksheet has not been completed. Additional non-loss units may be entered on a single T-P-C Production Worksheet.

If more spaces are needed for non-loss units, enter the unit numbers, identified as “Non-Loss Units,” in the narrative or on an attached Special Report.

13. **Est. Prod. Per Acre:**

PRELIMINARY AND REPLANT: MAKE NO ENTRY.

FINAL: Estimated yield per acre, in whole pounds, of all non-loss units for the crop at the time of final inspection.

14. **Date(s) Notice of Loss:**

PRELIMINARY:

- a. Date the notice of damage was given for the unit in column 2.
- b. A third preliminary inspection (if needed) requires an additional set of T-P-C Production Worksheets. Enter the date of notice for a third preliminary inspection in the 1st space of column 14 on the second set.
- c. Reserve the “Final” space on the first page of the first set of T-P-C Production Worksheets for the date of notice for the final inspection.
- d. If the inspection is initiated by the insurance provider, enter “Company Insp.” instead of the date.

REPLANT AND FINAL: Transfer the last date in the 1st or 2nd space to the FINAL space if a final inspection should be made as a result of the notice. Always enter the complete date of notice (month, day, year) for the FINAL inspection in the FINAL space on the first page of the first set of T-P-C Production Worksheets. For a delayed notice of loss or delayed claim, refer to the LAM.

15. **Companion Policy(ies):**

- a. If no other person has a share in the unit (insured has 100 percent share), MAKE NO ENTRY.

- b. In all cases where the insured has LESS than a 100 percent share of a loss-affected unit, ask the insured if the OTHER person sharing in the unit has a multiple-peril crop insurance contract (i.e., not crop-hail, fire, etc.). If the other person does not, enter “NONE.”
- (1) If the other person has a multiple-peril crop insurance contract and it can be determined that the SAME insurance provider services it, enter the contract number. Handle these companion policies according to insurance provider instructions.
 - (2) If the other person has a multiple-peril crop insurance contract and a DIFFERENT insurance provider or agent services it, enter the name of the insurance provider and/or agent (and contract number) if known.
 - (3) If unable to verify the existence of a companion contract, enter “Unknown” and contact the insurance provider for further instructions.

Refer to the LAM for further information regarding companion contracts.

SECTION I - ACREAGE APPRAISED, PRODUCTION AND ADJUSTMENTS

Make separate line entries for varying:

- (1) Rate classes, types, or farming practices;
- (2) APH yields;
- (3) Appraisals;
- (4) Adjustments to appraised mature production (quality adjustment factors);
- (5) Stages or intended use(s) of acreage;
- (6) Shares (e.g., 50 percent and 75 percent share on the same unit); or
- (7) Appraisal for damage due to hail or fire if a Hail and Fire Exclusion is in effect.

Verify or make the following entries:

**Item
No.**

Information Required

- A. **Field ID:** The field identification symbol from a sketch map or an aerial photo. Refer to the Narrative. In the margin, (or in a separate column), enter the date of inspection for the last line entry of each inspection.

REFER TO THE LAM FOR INSTRUCTIONS REGARDING ENTRIES OF FIRST CROP AND SECOND CROP CODES.

Where acreage is PARTLY replanted, omit the Field ID symbol for the fields that have not been replanted and that have been consolidated into a single line entry.

B. Prelim. Acres:

PRELIMINARY: The number of acres, to tenths (include “E” if estimated), for which consent for other use has been given. Determine actual acreage, to tenths, when the boundaries of the appraised acreage may not be determined later.

REPLANT AND FINAL: MAKE NO ENTRY.

C. Final Acres: Refer to the LAM for the definition of acceptable determined acres used herein.

Determined acres, to tenths (include “E” is estimated), for which consent is given for other use and/or:

- a. Abandoned;
- b. Put to other use without consent;
- c. Damaged by uninsured causes; or
- d. For which the insured failed to provide acceptable production records.

REPLANT: Determine the total acres, to tenths, of replanted acreage (DO NOT ESTIMATE). Make a separate line entry for any PART of a field or subfield NOT replanted.

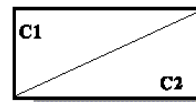
- a. Determine the planted acreage of any fields or subfields NOT replanted. Consolidate it into a single line entry UNLESS the usual reasons for separate line entries apply. Record the field or subfields identities (from a map or aerial photo) in the Narrative.
- b. ACCOUNT FOR ALL PLANTED ACREAGE IN THE UNIT.

FINAL: Determined acres to tenths.

Acreage breakdowns WITHIN a unit may be estimated (enter “E” in front of the acres) if a determination is impractical AND if authorization was received from the insurance provider. Document authorization in the Narrative.

ACCOUNT FOR ALL ACREAGE IN THE UNIT. In the event of over-reported acres, handle in accordance with individual insurance provider’s instructions. In the event of under-reported acres, draw a diagonal line in column “C” as shown.

- C₁ Enter the ACTUAL acres for the field or subfield.
- C₂ Enter the REPORTED acres for the field or subfield.



D. Interest or Share: Insured’s interest in the crop to three decimal places as determined at the time of inspection. If shares vary on the same UNIT, use separate line entries.

- E. **Risk:** Three-digit code for the correct “Rate Class” specified on the actuarial documents. If a “Rate Class” or “High Risk Area” is not specified on the actuarial documents, make no entry. Verify with the Summary of Coverage and if the Rate Class is found to be incorrect, revise according to the insurance provider’s instructions. Refer to the LAM.

Unrated land is uninsurable without a written agreement.

- F. **Practice:** Three-digit code number entered exactly as specified on the actuarial documents for the practice carried out by the insured. If “No Practice Specified,” enter appropriate 3-digit code number from the actuarial documents.

- G. **Type/Class/Variety:** Three-digit code number entered exactly as specified on the actuarial documents, for the type grown by the insured. If “No Type Specified,” enter appropriate 3-digit code number from the actuarial documents.

If the insured replants acreage to a different type, the acreage report must be revised to the new type and amount of acres replanted. Replant payments will be based on the new type replanted, unless specified otherwise in the crop provisions or Special Provisions.

- H. **Stage:**

PRELIMINARY: MAKE NO ENTRY.

REPLANT: Replant stage abbreviation as shown below.

<u>STAGE</u>	<u>EXPLANATION</u>
“R”.....	Acreage replanted and qualifying for replant payment.
“NR”.....	Acreage not replanted or not qualifying for replant payment. Enter “NR” if the combined potential production appraisal and uninsured cause appraisal totals 90 percent or more of the guarantee for replant claims.

FINAL: Stage abbreviation as shown below.

<u>STAGE</u>	<u>EXPLANATION</u>
“P”.....	Acreage abandoned without consent, put to other use without consent, damaged solely by uninsured causes, for which the insured failed to provide records of production which are acceptable to the insurance provider.
“H”.....	Harvested.
“UH”.....	Unharvested or put to other use with consent.

PREVENTED PLANTING: Refer to the Prevented Planting Handbook for proper codes for any eligible prevented planting acreage.

GLEANED ACREAGE: Refer to the LAM for information on gleaning.

I. **Intended or Final Use:** Use of acreage. Use the following “Intended Use” abbreviations.

<u>USE</u>	<u>EXPLANATION</u>
“Replant”.....	Acreage replanted and qualifying for replanting payment.
“Not Replanted”.....	Acreage not replanted or not qualifying for a replanting payment.
“To soybeans,” etc.....	Use made of the acreage.
“WOC”	Other use without consent.
“SU”.....	Solely uninsured.
“ABA”	Abandoned without consent.
“H”	Harvested.
“UH”	Unharvested, lost in windrow, or other use with consent.

Verify any “Intended Use” entry. If the final use of the acreage was not as indicated, strike out the original line and initial it. Enter all data on a new line showing the correct “Final Use.”

PREVENTED PLANTING: Refer to the Prevented Planting Handbook for proper codes for any eligible prevented planting acreage.

GLEANED ACREAGE: Refer to the LAM for information on gleaning.

J. **Appraised Potential:**

REPLANT: MAKE NO ENTRY. Enter the replant appraisal in the Narrative. Refer to section 4.

PRELIMINARY AND FINAL: Per-acre appraisal, in WHOLE pounds, of POTENTIAL production for the acreage appraised. Refer to section 5 “Peanut Appraisals” for additional instructions.

NOTE: If there is no potential on UH acreage enter “0.”

K. **Quality Factor:**

REPLANT: MAKE NO ENTRY.

PRELIMINARY AND FINAL: Appraised mature peanut production (e.g., a threshed sample from the Threshed Sample Method appraisal) that is damaged by insurable causes and for which the value per pound is less than the average support price per pound, by type, will be adjusted by the factor determined by dividing the value per pound for the insured peanuts by the average price per pound. Refer to Definitions in section 2B(4).

NOTE: Make an entry **only** for peanuts that qualify for quality adjustment. Otherwise, make no entry. Peanuts not graded by an FSIS grader do not qualify for quality adjustment. Do not allow any reduction in value due to uninsurable causes. Enter “.0000” factor if appraised mature peanuts have no value.

L. Adjusted Potential:

REPLANT: Enter the dollars (to the nearest cent) per acre allowed for a replanting payment. (Refer to section 4 for qualifications and computations.)

PRELIMINARY AND FINAL: Column “J” times column “K,” rounded to the nearest **whole** pounds.

M. (+) Uninsured Causes:

REPLANT: MAKE NO ENTRY.

PRELIMINARY AND FINAL: EXPLAIN IN THE NARRATIVE.

a. Hail and Fire Exclusion NOT in effect.

- (1) Enter NOT LESS than the insured’s production guarantee per acre, in whole pounds, for the line, (calculated by the multiplying the insured’s yield per acre contained in the actuarial documents or the approved APH yield per acre shown on the APH form multiplied by the coverage level elected) for any “P” stage acreage.

NOTE: On preliminary inspections, advise the insured to keep the harvested production from any acreage damaged SOLELY by uninsured causes separate from other production.

- (2) For acreage that is damaged PARTLY by uninsured causes, enter the APPRAISED UNINSURED loss of production per acre in WHOLE pounds for any such acreage.

b. When there is late-planted acreage, the applicable per-acre guarantee for such acreage is the production guarantee that has been reduced for late-planted acreage.

c. Refer to the LAM when a Hail and Fire Exclusion is in effect and damage is from hail or fire.

d. Enter the result of adding uninsured cause appraisals to hail and fire exclusion appraisals.

NOTE: For fire losses, if the insured also has other fire insurance (double coverage), refer to the LAM.

N. **Potential Counted:**

REPLANT: Transfer the result from column “L.”

PRELIMINARY AND FINAL: Column “L” plus column “M.”

O. **Value Per Pound:** MAKE NO ENTRY.

P. **Total Potential to Count:**

REPLANT: Column “C or C₁” (**actual** acres) times column “N” (rounded to the nearest whole dollar).

PRELIMINARY AND FINAL: Column “C or C₁” times column “N”, rounded to the nearest whole pounds.

Q. **Per Acre:** Per Acre Guarantee (refer to Definitions in section 2B(4). Enter the per-acre production guarantee from the insured’s policy. **NOTE:** Refer to the LAM for late planting procedures.

R. **Total:** Column “C₂” (**reported** acres; “C” if acreage is not under-reported), times column “Q,” rounded to whole pounds.

16. **Total Acres:**

PRELIMINARY: MAKE NO ENTRY.

REPLANT AND FINAL: Total Actual Acres [column “C” (or “C₁” if there are under-reported acres)], to tenths.

NOTE: FOR COLUMN 17. WHEN SEPARATE LINE ENTRIES ARE MADE FOR VARYING SHARES, STAGES, PRODUCTION GUARANTEES OR APH YIELDS, PRICE ELECTIONS, TYPES, ETC., WITHIN THE UNIT, AND TOTALS NEED TO BE KEPT SEPARATE FOR CALCULATING INDEMNITIES, MAKE NO ENTRY AND FOLLOW THE INSURANCE PROVIDER’S INSTRUCTIONS; OTHERWISE, MAKE THE FOLLOWING ENTRIES.

17. **Totals:**

PRELIMINARY: MAKE NO ENTRY.

REPLANT AND FINAL: Total of Column “P” and total of column “R.”

NARRATIVE:

If more space is needed, document on a Special Report, and enter “See Special Report.” Attach the Special Report to the T-P-C Production Worksheet.

- a. If no acreage is released on the unit, enter “No acreage released,” adjuster’s initials, and date.
- b. If notice of damage was given and “No Inspection” is necessary, enter the unit number(s), “No Inspection,” date, and adjuster’s initials. The insured’s signature is not required.
- c. Explain any uninsured causes, unusual, or controversial cases.
- d. If there is an appraisal in Section I, column “M” for uninsured causes due to a hail/fire exclusion, show the original hail/fire liability per acre and the hail/fire indemnity per acre.
- e. Document the actual appraisal date if an appraisal date was performed prior to the adjuster’s signature date on the appraisal worksheet, and the date of the appraisal is not recorded on the appraisal worksheet.
- f. State that there is “No other fire insurance” when fire damages or destroys the insured crop and it is determined that the insured has no other fire insurance. Also refer to the LAM.
- g. Explain any errors found on the Summary of Coverage.
- h. Explain any commingled production. Refer to the LAM.
- i. Explain any entry for “Production Not to Count” in Section II, column “J,” and/or any production not included in Section II, column “G” (e.g., harvested production from uninsured acreage that can be identified separately from the insured acreage in the unit).
- j. Explain a “NO” checked in column 19.
- k. Attach a sketch map or aerial photograph to identify the total unit:
 - (1) If consent is or has been given to put part of the unit to another use or to replant;
 - (2) If acreage has been replanted to a practice uninsurable as an original practice;
 - (3) If uninsured causes are present; or
 - (4) For unusual or controversial cases.

NOTE: Indicate on aerial photo or sketch map the dispositions of acreage destroyed or put to other use with or without consent.

- l. Explain any difference between date of inspection and signature dates. For an ABSENTEE insured, enter the date of the inspection AND the date of mailing the T-P-C Production Worksheet for signature.

- m. When any other adjuster or supervisor accompanied the adjuster on the inspection, enter the code number of the other adjuster or supervisor and date of inspection.
- n. Explain the reason for a “No Indemnity Due” claim. “No Indemnity Due” claims are to be distributed in accordance with the insurance provider’s instructions.
- o. Explain any delayed notices or delayed claims as instructed in the LAM.
- p. Document any authorized estimated acres shown in Section I, column “C” as follows: “Line 3 ‘E’ acres authorized by insurance provider MM/DD/YYYY.”
- q. Document the method and calculation used to determine acres for the unit. Refer to the LAM.
- r. Specify the type of insects or disease when the insured cause of damage or loss is listed as insects or disease. Explain why control measures did not work.
- s. Document the appraisal (plus appraisal for uninsured causes of loss, if applicable) for replanted acreage, and the calculations to show that the qualification for a replanting payment have been met. Refer to section 4.
- t. If any acreage to be replanted in the unit does not qualify for a replanting payment, enter Field No., “NOT QUAL FOR RP PAYMENT,” date of inspection, adjuster’s initials, and reason not qualified.
- u. Explain any zero (.0000) QA factor entered in Section I column “K” or Section II column “I.”
- v. Document field ID’s and date and method of destruction of mycotoxin-infested peanuts if it has no market value. For further documentation instructions, refer to the LAM.
- w. Document the name and address of the charitable organization when gleaned acreage is applicable. Refer to the LAM for more information on gleaning.
- x. Document any other pertinent information, including any data to support any factors used to calculate the production.

SECTION II - HARVESTED PRODUCTION

GENERAL INFORMATION:

- (1) Include **ALL HARVESTED PRODUCTION** for **ALL ENTITIES** sharing in the crop.
- (2) There will be no “harvested production” entries for replant payments.

- (3) There generally will be **no** “harvested production” entries in Columns “A₁” through “N” for preliminary inspections.
- (4) If additional lines are necessary, the data may be entered on a continuation sheet. USE SEPARATE LINES FOR:
 - (a) different buyers of sold production.
 - (b) varying shares, e.g., 50 percent and 75 percent shares on same unit; or
 - (c) varying values for quality adjusted production.
- (5) If there is harvested production from more than one insured practice (or type, if applicable) and a separate production guarantee has been established for each, the harvested production also must be entered on separate lines in “A₁” through “N” by practice. If production has been commingled, refer to the LAM.

Verify or make the following entries:

**Item
No.**

Information Required

18. **Date Harvest/Sale Complete: (Used to determine if there is a delayed notice or delayed claim. Refer to the LAM.)**

PRELIMINARY: MAKE NO ENTRY.

REPLANT AND FINAL:

- a. Enter the earlier of the date that one of the following events occurred on the ENTIRE acreage for the unit:
 - (1) removal of the peanuts from the field(s);
 - (2) total destruction of the insured crop;
 - (3) put to other use with consent;
 - (4) a combination of destroyed, put to other use, or the removal of the peanuts from the field(s); or
 - (5) the calendar date for the end of the insurance period.
- b. If at the time of final inspection (if prior to the end of the insurance period), there is any unharvested insured acreage remaining on the unit that the insured does not intend to harvest; enter **“Incomplete.”**
- c. If at the time of final inspection (if prior to the end of the insurance period), **none** if the insured acreage on the unit has been harvested, and the insured does not intend to harvest such acreage, enter **“No Harvest.”**

- d. If the claim involves a Certification Form, enter the date from the Certification Form when the entire unit is put to another use, replanting is complete for the unit, etc. Refer to the LAM.

19. **Similar Damage:**

PRELIMINARY: MAKE NO ENTRY.

REPLANT AND FINAL: Check “Yes” or “No.” Check “Yes” if amount and cause of damage due to insurable causes is similar to the experience of other farms in the area. If “No” is checked, explain in the Narrative.

20. **Assignment of Indemnity:** Check “Yes” **only** if an assignment of indemnity is in effect for the crop year; otherwise, check “No.” Refer to the LAM.

21. **Transfer of Right to Indemnity:** Check “Yes” **only** if a transfer of right to indemnity is in effect for the crop year; otherwise, check “No.” Refer to the LAM.

- A₁. **Share:** RECORD ONLY VARYING SHARES on the SAME unit to three decimal places.

A₂. **Field ID:**

- a. If only one practice and/or type of harvested production is listed in Section I, MAKE NO ENTRY.
- b. If more than one practice and/or type of harvested production is listed in Section I, and a separate production guarantee per acre exists, indicate for each practice/type the corresponding Field ID (from Section I column “A”).

REFER TO THE LAM FOR INSTRUCTIONS REGARDING ENTRIES OF FIRST CROP AND SECOND CROP CODES.

- B.-D. **PRODUCTION SOLD, DELIVERED UNDER CONTRACT OR UNDER LOAN,** enter the identification number of the FSA-1007. If the FSA form is not available, use the FV-95) or other acceptable sales record (if any) and name of buyer, or other receiver.

FARM STORED OR CONSUMED ON THE FARM, enter “Farm Stored,” “Farm Stored Seed,” or “Consumed” and identification of the FSA-1007 (or FV-95 if neither FSA form is available) or other record, (if any). If peanuts are farm stored and will not be graded, the peanuts are **NOT** eligible for quality adjustment.

- E. **Leaf Quality:** Record in sub-column “G” the Type, entered as a 3-digit code number, exactly as specified on the actuarial documents, that identifies the type of peanuts entered in **Production** (column “G”).

MAKE NO ENTRY in sub-columns “F” and “P.”

- F. **Quota (Q), Non-Quota (NQ), or Bale No:** MAKE NO ENTRY.
- G. **Production:** The unadjusted net weight, in whole pounds, for the line from the FSA-1007 (FV-95, as applicable) or other sales record which the adjuster determines to be accurate.
- H₁. **Value Per Pound:** Record the value per pound for graded production (to four decimal places)
- a. from item P of the FSA-1007 (If the value per pound is expressed as dollars per ton, divide by 2000.). Peanuts, that will not be delivered to a buying point for sale, or are for storage under the Peanut Marketing Assistance Loan program, must be graded by an FSIS grader and the results recorded on a FV-95 or FSA-1007. Using the grade results, determine the value per pound in accordance with EXHIBIT 1 (unless a value is recorded in item P of the FSA-1007). Peanuts, which are not graded, will not be eligible for quality adjustment.
 - b. for Segregation II or III peanuts, the value per pound will be 35 percent of the value recorded in item P of the FSA-1007 or determined in accordance with **EXHIBIT 1**.

EXCEPTION: The value per pound for Segregation II and III peanuts stored on the farm and that will be used for seed will not be reduced to 35 percent but will be valued at the full grade value.

The grade results from the FSA-1007 should be compared to the FSA data for accuracy. If item P of the FSA-1007 has been incorrectly calculated, calculate the Value Per Pound in accordance with **EXHIBIT 1**.

Contact your local FSA county office for all pertinent premium and discount figures or refer to website address, <http://www.fsa.usda.gov/dafp/psd/peanut.html>

- H₂. **Local Market Price:** Record the Average Price Per Pound to four decimal places. See Definitions, section 2B(4).
- I. **Quality Factor:** Divide “H₁” by “H₂”(if applicable) and enter the result to four decimal places.
- J. **Production Not to Count (lbs.):** Net production NOT to count, to whole pounds, WHEN ACCEPTABLE RECORDS IDENTIFYING SUCH PRODUCTION ARE AVAILABLE, from harvested acreage which has been assessed an appraisal of not less than the guarantee per acre, or other sources (e.g., other units or uninsured acreage) in the same storage structure.

THIS ENTRY MUST NEVER EXCEED PRODUCTION SHOWN ON THE SAME LINE.

- K. **Production to Count (lbs.):**
- a. If quality adjustment **does not apply**, subtract column “J” from column “G.”
 - b. If quality adjustment **does apply**, subtract column “J” from column “G” times column “I,” rounding to the nearest whole pound.
- L. MAKE NO ENTRY.
- M. **Value Not to Count \$:** Record the Segregation as Seg. I, Seg. II, or Seg. III from the FSA-1007 (FV-95, as applicable) or other acceptable sales record to identify the **Production** entered in column “G”)

- N. **Production/Value to Count:** Transfer result of column “K.”

FOR COLUMNS 22 - 24. WHEN SEPARATE LINE ENTRIES ARE MADE FOR VARYING SHARES, STAGES, PRODUCTION GUARANTEES OR APH YIELDS, PRICE ELECTIONS, TYPES, ETC., WITHIN THE UNIT, AND TOTALS NEED TO BE KEPT SEPARATE FOR CALCULATING INDEMNITIES, MAKE NO ENTRY AND FOLLOW THE INSURANCE PROVIDER’S INSTRUCTIONS; OTHERWISE, MAKE THE FOLLOWING ENTRIES.

22. **Section II Total:**

PRELIMINARY AND REPLANT: MAKE NO ENTRY.

FINAL: Total of column “N.”

23. **Section I Total:**

PRELIMINARY AND REPLANT: MAKE NO ENTRY.

FINAL: Transfer, from Section I, result of column “P.”

24. **Unit Total:**

PRELIMINARY AND REPLANT: MAKE NO ENTRY.

FINAL: Result of adding 22 and 23.

25. **Adjuster’s Signature, Code #, and Date:** Signature of adjuster, code number, and date signed **after** the insured (or insured’s authorized representative) has signed. For an absentee insured, enter adjuster’s code number **ONLY**. The signature and date will be entered **AFTER** the absentee has signed and returned the T-P-C Production Worksheet.

Final indemnity inspections and final replant payment inspections should be signed on bottom line.

26. **Insured's Signature and Date:** Insured's (or insured's authorized representative's) signature and date. BEFORE obtaining insured's signature, REVIEW ALL ENTRIES on the T-P-C Production Worksheet WITH THE INSURED, particularly explaining codes, etc., that may not be readily understood.

Final indemnity inspection and final replant payment inspections should be signed on bottom line.

27. **Page Numbers:**

PRELIMINARY: Page numbers – “1,” “2,” etc., at the time of inspection.

REPLANT AND FINAL: Page numbers - (Example: Page 1 of 1, Page 1 of 2, Page 2 of 2, etc.).

**PRODUCTION WORKSHEET
(FOR ILLUSTRATION PURPOSES ONLY)**

1. Crop/Code # Peanuts 0075	2. Unit 00100	3. Legal Description FSN – 411	7. Company Any Company					8. Name of Insured I. M. Insured				
4. Date of Damage July		Oct	Agency Any Agency					9. Claim # XXXXXXXX			11. Crop Year YYYY	
5. Cause of Damage Hail		Ex. Moisture						10. Policy # XXXXXXXX				
6. Primary Cause % 80		X						14. Date(s) Notice of Loss		1st MM/DD/YYYY	2nd MM/DD/YYYY	Final MM/DD/YYYY
12. Additional Units 00200												
13. Est. Prod. Per Acre 3500												
15. Companion Policy(ies)												

SECTION I - ACREAGE APPRAISED, PRODUCTION AND ADJUSTMENTS

Actuarial						Potential Yield						Stage Guarantee					
A	B	C	D	E	F	G	H	I	J	K	L	M	N	O	P	Q	R
Field ID	Prelim. Acres	Final Acres	Interest or Share	Risk	Practice	Type Class Variety	Stage	Intended or Final Use	Appraised Potential	Quality Factor	Adjusted Potential	(+) Uninsured Causes	Potential Counted	Value Per Pound	Total Potential to Count (C x N x O)	Per Acre	Total (C x Q)
2 MM/DD		9.8	1.000		002	084	UH	UH	226		226		226		2,215	2,150	21,070
3		9.5	1.000		002	084	UH	Lost in Windrow	309	.0000	0		0		0	2,150	20,425
4 MM/DD		10.0	1.000		002	084	H	H								2,150	21,500
16. TOTAL		29.3													2,215	17. TOTALS	62,995

NARRATIVE (If more space is needed, attach a Special Report) Field 3 quality factor =.0000 (peanuts sprouted in the shell).
Acres determined by wheel measurement.

SECTION II - HARVESTED PRODUCTION

18. DATE HARVEST/SALE COMPLETED Incomplete				19. IS DAMAGE SIMILAR TO OTHER FARMS IN THE AREA? <input checked="" type="checkbox"/> Yes <input type="checkbox"/> No				20. ASSIGNMENT OF INDEMNITY? <input type="checkbox"/> Yes <input checked="" type="checkbox"/> No				21. TRANSFER OF RIGHT TO INDEMNITY? <input type="checkbox"/> Yes <input checked="" type="checkbox"/> No					
Stalk Inspection				Adjustments to Harvested Production													
A ₁	A ₂	B	C	D	E			F	G	H ₁	H ₂	I	J	K	L	M	N
Share		Row Width	Tractor	Est. Yield	Leaf Quality			Quota (Q), Non-Quota (NQ), or Bale No.	Production	Value Per Pound		Quality Factor (H ₁ ÷ H ₂)	Production Not to Count (lbs.)	Production to Count (lbs.)	Value of Production (\$)	Value Not to Count (\$)	Production/Value to Count
Field ID					G	F	P			Local Mkt. Price							
	7758711	Gold	Kist	084				6,569	.0175 .1780		.0983		646			Seg I	646
	7776658	Gold	Kist	084				5,301	.0592 .1780		.3326		1,763			Seg III	1,763
	7781235	Gold	Kist	084				6,286	.0570 .1780		.3202		2,013			Seg III	2,013
22. SECTION II TOTAL 4,422																	
23. SECTION I TOTAL 2,215																	
24. UNIT TOTAL 6,637																	

I certify the information provided above, to the best of my knowledge, to be true and complete and that it will be used to determine my loss, if any, to my insured crops. I understand that this Production Worksheet and supporting papers are subject to audit and approval by the company. I understand that this crop insurance is subsidized and reinsured by the Federal Crop Insurance Corporation, an agency of the United States. I understand that any false or inaccurate information may result in the sanctions outlined in my policy and administrative, civil, and criminal sanctions under 18 U.S.C. 1106 and 1014, 7 U.S.C. 1506, 31 U.S.C. 3729 and 3730 and other federal statutes.

25. Adjuster=s Signature (1st inspection) I. M. Adjuster	Code # XXXXX	Date MM/DD/YYYY	26. Insured=s Signature (1st inspection) I. M. Insured	Date MM/DD/YYYY
(2nd inspection)	Code #	Date	(2nd inspection)	Date
(Final inspection)	Code # XXXXX	Date MM/DD/YYYY	(Final inspection)	Date MM/DD/YYYY

27. Page 1 **of** 1

**PRODUCTION WORKSHEET
(FOR ILLUSTRATION PURPOSES ONLY)**

1. Crop/Code # Peanuts 0075	2. Unit 00100	3. Legal Description FSN - 411	7. Company Any Company	8. Name of Insured I. M. Insured
4. Date of Damage JUN	5. Cause of Damage HAIL	6. Primary Cause % 100	Agency Any Agency	9. Claim # XXXXXXXXXX
12. Additional Units	13. Est. Prod. Per Acre			10. Policy # XXXXXXXXXX
				11. Crop Year YYYY
				14. Date(s) Notice of Loss MM/DD/YYYY
				15. Companion Policy(ies)

EXAMPLE 1: (100% SHARE)

SECTION I - ACREAGE APPRAISED, PRODUCTION AND ADJUSTMENTS

Actuarial									Potential Yield							Stage Guarantee		
A	B	C	D	E	F	G	H	I	J	K	L	M	N	O	P	Q	R	
Field ID	Prelim. Acres	Final Acres	Interest or Share	Risk	Practice	Type Class Variety	Stage	Intended or Final Use	Appraised Potential	Factor	Adjusted Potential	(+) Uninsured Cause	Potential Counted	Value Per Pound	Total Potential to Count (C X N X O)	Per Acre	Total (C X Q)	
1A		30.0	1.000		002	084	R	Replanted			79.00		79.00		2,370	1,688	50,640	
M/D		48.0	1.000		002	084	NR	Not Replanted								1,688	81,024	
16. TOTAL		78.0							17. TOTALS							2,370		131,664

NARRATIVE (If more space is needed, attach a Special Report) Insured's actual cost to replant \$79 per acre. Appraised potential less than 90% of production guarantee (1688 X 90%) Appraised potential = 290 lbs. Field 1A wheel measured. See attached Special Report for measurements. Other fields are permanent fields.

EXAMPLE 2: (50% SHARE)

SECTION I - ACREAGE APPRAISED, PRODUCTION AND ADJUSTMENTS

Actuarial									Potential Yield							Stage Guarantee		
A	B	C	D	E	F	G	H	I	J	K	L	M	N	O	P	Q	R	
Field ID	Prelim. Acres	Final Acres	Interest or Share	Risk	Practice	Type Class Variety	Stage	Intended or Final Use	Appraised Potential	Factor	Adjusted Potential	(+) Uninsured Cause	Potential Counted	Value Per Pound	Total Potential to Count (C X N X O)	Per Acre	Total (C X Q)	
1A		30.0	.500		002	084	R	Replanted			80.00		80.00		2,400	1,688	50,640	
M/D		48.0	.500		002	084	NR	Not Replanted								1,688	81,024	
16. TOTAL		78.0							17. TOTALS							2,400		131,664

NARRATIVE (If more space is needed, attach a Special Report) Insured's actual cost to replant \$85 per acre. Appraised potential less than 90% of production guarantee (1688 X 90% = 1519) Appraised potential = 290 lbs. Share has yet to be applied. Field 1A measured by FSA. Other fields not replanted are permanent fields.

10. REFERENCE MATERIAL

TABLE A MINIMUM REPRESENTATIVE SAMPLE REQUIREMENTS

Acres in Field or Subfield	Minimum No. of Samples
.1 -- 10.0	3
10.1 -- 40.0	4

One additional sample is required for each additional 40.0 acres (or fraction thereof) in the field or subfield.

TABLE B PODS (UNSHELLED PEANUTS) PER POUND TABLE

1. For the states of North Carolina and Virginia:

<u>Type:</u>	<u>No. Pods Per Pound</u>
Runner	250 to 500
Virginia	212 to 254

2. For the states of Texas, New Mexico, and Oklahoma:

<u>Type:</u>	<u>No. Pods Per Pound</u>
Runner	250 to 500
SW Spanish	
Irrigated	375 to 700
Nonirrigated	300 to 550
Valencia	175 to 300
Virginia	175 to 300

3. For all other states:

<u>Type:</u>	<u>No. Pods Per Pound</u>
Runner	250 to 500
SE Spanish	450 to 650
Valencia	275 to 325
Virginia	175 to 300

NOTE: For all states, the number of pods per pound may vary according to seasonal conditions, but should fall somewhere within table limits. If it is evident that the actual pod count would not fall within the range listed above, use the Alternative Method for Determining Pods Per Pound in item 4.

4. Alternative Method for Determining Pods Per Pound

If it is evident that the actual pod count, for the Plant and Pod Count Appraisal, would not fall within the number of pods per pound range, use the following procedure:

- a. Take a representative field sample of peanuts from all samples.
- b. Allow the peanuts to dry before weighing the peanuts if the moisture level is in excess of 10.5 percent moisture level.
- c. Accurately weigh a one-pound sample of the dry unshelled peanuts from each representative sample. Total the number of unshelled peanut pods counted from each sample and divide by the number of representative samples. The result is the number of pods per pound for the appraisal.
- d. Document, in the Remarks section of the appraisal worksheet, all calculations and the conditions that required the use of the alternative method in lieu of **TABLE B, 1, 2, or 3** above.

TABLE C SINGLE ROW LENGTH FOR EACH SAMPLE

<u>Row Width</u>	<u>1/100 Acre</u>	<u>1/1000 Acre</u>
30 inches	174.2 feet	17.4 feet
32 inches	163.8 feet	16.4 feet
34 inches	153.9 feet	15.4 feet
36 inches	145.2 feet	14.5 feet
38 inches	137.8 feet	13.8 feet
40 inches	130.7 feet	13.1 feet
42 inches	124.5 feet	12.5 feet

For row widths not listed in **TABLE C**, use the following formula:

$$\frac{43,560 \text{ sq. ft./acre} \div \left(\frac{\text{row width in inches}}{12''} \right)}{1000 \text{ ft. (for 1/1000 acre)}}$$

EXAMPLE:

$$\frac{43,560 \text{ sq. ft./acre} \div 25''}{1000 \text{ ft.}} = \frac{43,560 \text{ sq. ft.} \div 2.08}{1000 \text{ ft.}} = \frac{20,942}{1000 \text{ ft.}} = 20.94 \text{ ft. or 21 ft. row length}$$

EXHIBIT 1

PEANUT QUALITY ADJUSTMENT WORKSHEET INSTRUCTIONS

All entries are determined from the following forms: FSA-1007 or FV-95. Enter a zero when there are no deductions or additions. The FSA-1007 is the Inspection Certificate and Calculation Worksheet. The FV-95 is the Federal-State Inspection Service Peanut Inspection Notesheet. Both forms are signed by the inspector at the buying point.

If the value per pound has not been calculated (or incorrectly calculated) on FSA-1007, use the following procedure.)

For Segregation II and III peanuts, the value per pound will be 35 percent of item 22. Strike through the entry, enter Seg. II or III and the adjusted value per pound.

Contact your local FSA county office for all pertinent premium and discount figures or refer to website address, <http://www.fsa.usda.gov/dafp/psd/peanut.html>

1. **Insured's Name:** Name of the insured that identifies EXACTLY the person (legal entity) to whom the policy is issued.
2. **Policy Number:** Insured's assigned policy number.
3. **Unit Number:** Five-digit number from the Summary of Coverage after it is verified to be correct (e.g., 00100).
4. **Crop Year:** Crop Year, as defined in the policy, for which the claim has been filed.
5. **Serial Number:** Serial Number from the applicable form for the load.
6. **Type:** Type code from the actuarial documents for the peanuts identified on the form as Runner, Spanish, Valencia, or Virginia.
7. **Seg.:** Record the Segregation as Seg. I, Seg. II, or Seg. III from the FSA-1007 (FV-95, as applicable) or other acceptable sales record.
8. **Premium or Discount:** Record the grade for SMK + SS in column identified as such (e.g., 68 from the applicable form). In the column identified as + or -, record the premium or discount for the type and grade (e.g., 68 SMK + SS for Runners equals -24.89). Obtain the values from FSA.
9. **Damage:** Obtain from FSA and record the percent damage and the deduction in dollars and cents or enter 0.00 if no deductions for such damage. If deduction is not provided for the applicable amount of damage, use the actual premium or discount applied by the buyer.
10. **Foreign Material:** Record the percent of Foreign Material and the deduction in dollars and cents for such foreign material (e.g., 8% damage equals a \$4.00 deduction).
11. **Sound Splits:** Record the percent of Sound Splits and the deduction for excess splits (e.g., 4% sound splits equals no deductions).
12. **% Other Kernels:** Record the % Other Kernels and the premium in dollars added for the % Other Kernels (e.g., 4% = \$5.60).

EXHIBIT 1

13. **Virginia Peanuts Only:** Record the % ELK Per Ton and the premium amount in dollars added for Virginia peanuts ONLY (e.g., 50% = \$17.50).
14. **Net Premiums and Discounts:** Record the results, as a + or – figure, of calculating columns 8 thru 13 for each type of peanuts.
15. **Loan Rate:** Record the per ton Loan Rate for the type announced by the U.S. Department of Agriculture. The national Loan Rate can be accessed at:
<http://www.fsa.usda.gov/dafp/psd/peanut.html>.
16. **Net Loan Value:** Calculate the Net Loan Value (Loan Rate (column 15) + or – result contained in (column 14)).
17. **Value Per Lb. Exc. LSK:** Divide the Net Loan Value (column 16) by 2000, and enter the result to four decimal places.
18. **Net Weight Exc. LSK:** Enter the Net Weight Excluding LSK from item I of FSA-1007 or net weight excluding LSK from FV- 95.
19. **LSK Pounds:** Enter LSK pounds from item H of the FSA-1007 or pounds of LSK from FV – 95.
20. **Net Weight:** Enter the Net Weight from item G of the FSA-1007 or net weight from the FV – 95.
21. **LSK Value Per Lb.:** Enter \$.07 as the value per pound of LSK.
22. **Value Per Lb. Inc. LSK:** Compute value as follows: Multiply **Value Per Lb. Exc. LSK** (item 17) X **Net Weight Exc. LSK** (item 18) plus **LSK pounds** (item 19) X **LSK Value Per Lb.** (item 21). Divide by the **Net Weight** (item 20). Enter the results in item 22 and in Value Per Pound (H₁) Section II of the TPC Production Worksheet.

COLLECTION OF INFORMATION AND DATA (PRIVACY ACT)

To the extent that the information requested herein relates to your individual capacity as opposed to your business capacity, the following statements are made in accordance with the Privacy Act of 1974, as amended (5 U.S.C. 552a). The authority for requesting information to be furnished on this form is the Federal Crop Insurance Act, (7 U.S.C. 1501 et seq.) and the Federal crop insurance regulations contained in 7 C.F.R. chapter IV.

Collection of the social security account number (SSN) or the employer identification number (EIN) is authorized by section 506 of the Federal Crop Insurance Act (7 U.S.C. 1506), and is required as a condition of eligibility for participation in the Federal crop insurance program. The primary use of the SSN or EIN is to correctly identify you, and any other person with an interest in you or your entity of 10 percent or more, as a policyholder within the systems maintained by the Federal Crop Insurance Corporation (FCIC). Furnishing the SSN or EIN is voluntary; however, failure to furnish that number will result in denial of program participation and benefits.

The balance of the information requested is necessary for the insurance company and FCIC to process this form to: provide insurance; provide reinsurance; determine eligibility; determine the correct parties to the agreement; determine and collect premiums or other monetary amounts (including administrative fees and over payments); and pay benefits. The information furnished on this form will be used by Federal agencies, FCIC employees, insurance companies, and contractors who require such information in the performance of their duties. The information may be furnished to: FCIC contract agencies, employees and loss adjusters; reinsured companies; other agencies within the United States Department of Agriculture; The Department of Treasury including the Internal Revenue Service; the Department of Justice, or other Federal or State law enforcement agencies; credit reporting agencies and collection agencies; other Federal agencies as requested in computer matching programs; and in response to judicial orders in the course of litigation. The information may also be furnished to congressional representatives and senators making inquiries on your behalf. Furnishing the information required by this form is voluntary; however, failure to report the correct and complete information requested may result in rejection of this form; rejection of any claim for indemnity, replanting payment, or other benefit; ineligibility for insurance; and a unilateral determination of any monetary amounts due.

PAPERWORK REDUCTION ACT

In accordance with the Paperwork Reduction Act, public reporting burden for the collection of information is estimated to average 15 minutes per response, including the time for reviewing instructions, searching existing data sources, gathering and maintaining the data needed, and completing and reviewing the collection of information. Send comments regarding this burden estimate, or any other aspect of this collection information, including suggestions for reducing this burden to the Department of Agriculture, Clearance Officer, OIRM (OMB No. 0563-0053), Stop 7630, Washington, D.C. 20250-7630.

NONDISCRIMINATION STATEMENT

The U.S. Department of Agriculture (USDA) prohibits discrimination in all its programs and activities on the basis of race, color, national origin, gender, religion, age, disability, political beliefs, sexual orientation, and marital or family status. (Not all prohibited bases apply to all programs.) Persons with disabilities who require alternative means for communication of program information (Braille, large print, audiotape, etc.) should contact USDA=s TARGET Center at (202) 720-2600 (voice and TDD).

To file a complaint of discrimination, write USDA, Director, Office of Civil Rights, Room 326-W, Whitten Building, 1400 Independence Avenue, SW, Washington, D.C. 20250-9410 or call (202) 720-5964 (voice or TDD). USDA is an equal opportunity provider and employer.