

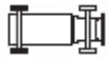
**EXHIBIT 1  
(734-017-0010)**

**Minimum Chains Required**

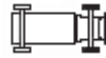
NOTE: It is not the intent of these examples to portray or suggest mixing of different types of designs or tires on a single axle. Vehicles towing, being towed, or rated over 10,000 GVW must use chains when "chains or traction tires" are required.

**Section (1): Light Duty Vehicles**

Rear Wheel Drive



Front Wheel Drive



**Section (2): Medium Duty Vehicles**

(a)



(b)(A)



OR

(b)(B)



(c)

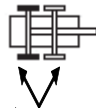


Two tires on each side of the primary drive axle.

If both axles are powered by the drive line, one tire on each side of each drive axle.

**Section (3): Trailers Towed by a Light or Medium Duty Vehicle**

(Applies to brake equipped trailers only)

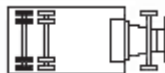


**Section (4): Solo Commercial Vehicles**

(a)



(b)(A)



OR

(b)(B)

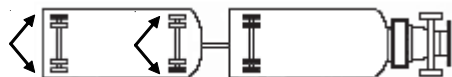


Two tires on each side of the primary drive axle.

If both axles are powered by the drive line, one tire on each side of each drive axle.

**Section (5): Commercial Vehicles with Trailers**

(a) Single Drive Axle with Trailer

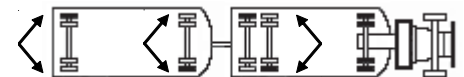


(b) Single Drive Axle with Semitrailer



Two tires, one on each side of any axle.

(c) Single Drive Axle with both a Semitrailer and a Trailer



Two tires, one on each side of any axle.

**Legend**

Tire, without chain

Tire, with chain



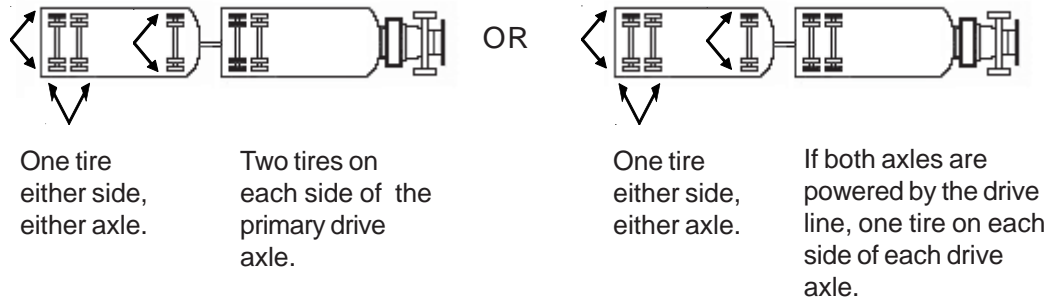
Chains may be placed on either axle



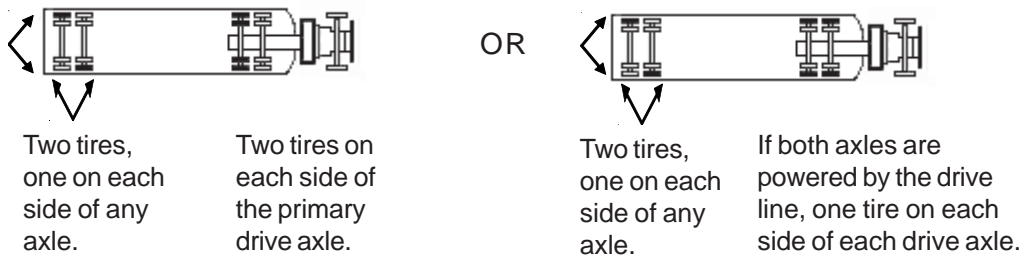
Chains may be placed on either side

Section (5): Commercial Vehicles with Trailers (cont.)

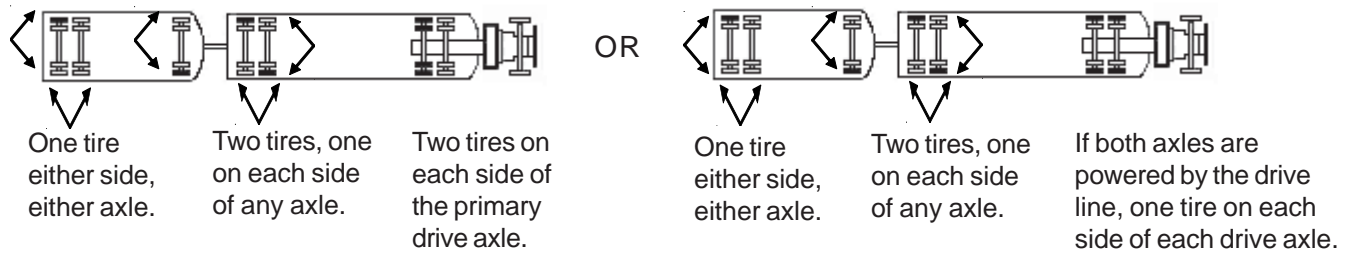
(d) Tandem Drive Axle with Trailer



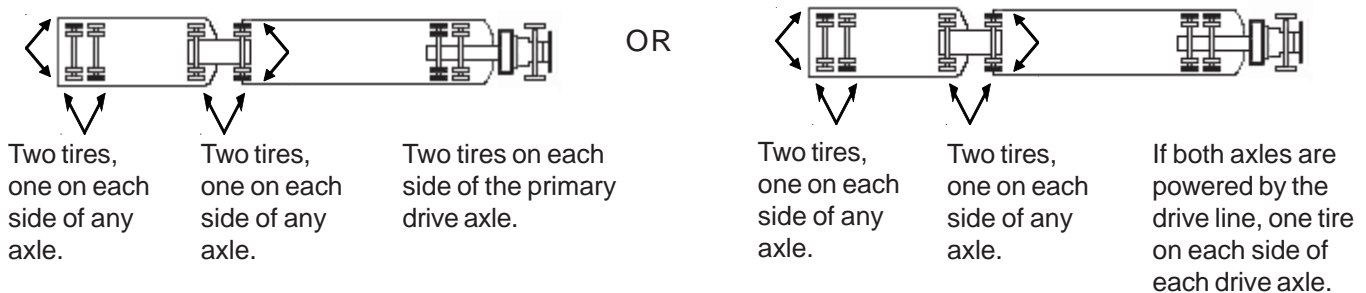
(e) Tandem Drive Axle with Semitrailer



(f) Tandem Drive Axle with both a Semitrailer and Trailer



(g) Tandem Drive Axle with two Semitrailers (B-train or C-train)



<u>Legend</u>			
Tire, without chain	Tire, with chain	Chains may be placed on either axle	Chains may be placed on either side