
***Fraud and Identity Theft Complaints Received
by the Federal Trade Commission
from Consumers Age 50 and Over***

provided to
U.S. Senate
Special Committee on Aging



*Federal Trade Commission
May 2005*



TABLE OF CONTENTS

| Report Subject | Page No. |
|---|-----------------|
| Introduction | 3 |
| Executive Summary | 4 |
| | |
| <u>Sentinel Complaint Trends for Consumers Age 50 and Over</u> | |
| Three-Year Trend for Sentinel Complaints | 5 |
| Sentinel Top Complaint Categories | 6 |
| Sentinel Data Contributors | 7 |
| | |
| <u>Sentinel Fraud Complaint Trends for Consumers Age 50 and Over</u> | |
| Fraud Complaint Trends | 8 |
| Internet-Related Fraud Complaint Trends | 9 |
| | |
| <i>For United States Consumers Age 50 and Over Only</i> | |
| Number of Fraud Complaints & Amount Paid by Consumer State | 10 |
| Number of Fraud Complaints & Amount Paid by Sentinel Top Complaint Categories .. | 11 |
| Number of Fraud Complaints & Amount Paid by Age Categories and Sentinel Top Complaint Categories. | 12 |
| | |
| <u>Sentinel Identity Theft Complaint Trends for Consumers Age 50 and Over</u> | |
| Three-Year Trend for Identity Theft Records | 13 |
| Three-Year Trend for How Identity Theft Victims' Information Is Misused | 14 |
| Identity Theft Victim Age Data and Law Enforcement Contact | 15 |
| | |
| Fraud Complaints and Identity Theft Victims by State | 16 |



TABLE OF CONTENTS

| Report Subject | Page No. |
|---|-----------------|
| <u>Appendices</u> | |
| Appendix A: Description of the Sentinel Network | 17 |
| Appendix B: Description of the Sentinel Complaint Categories | 18 |
| Appendix C: Number of Sentinel Fraud Complaints from United States (U.S.) Consumers Reporting Age 50 and Over by Consumers' State, Age Range, and Calendar Year | 19 |
| Appendix D: Top Sentinel Fraud Complaint Categories | |
| for United States (U.S.) Consumers Reporting Age 50 and Over by Calendar Year. | 31 |
| for U.S. Consumers Reporting Age 50 and Over by Consumer Age Range | 32 |
| for U.S. Consumers Reporting Age 50 and Over by Consumer State. | 35 |
| for U.S. Consumers Reporting Age 50 and Over by Consumer State and Age Range. | 90 |
| Appendix E: Number of Sentinel Identity Theft (IDT) Complaints from United States (U.S.) Consumers Reporting Age 50 and Over by Consumers' State, Age Range, and Calendar Year | 197 |
| Appendix F: Number of Sentinel Identity Theft (IDT) Complaints by Theft Type | |
| for United States (U.S.) Consumers Reporting Age 50 and Over by Calendar Year. | 208 |
| for U.S. Consumers Reporting Age 50 and Over by Consumer Age Range | 209 |
| for U.S. Consumers Reporting Age 50 and Over by Consumer State | 210 |
| for U.S. Consumers Reporting Age 50 and Over by Consumer State and Age Range | 229 |

INTRODUCTION

Between January and December 2004, Consumer Sentinel, the complaint database developed and maintained by the FTC, received over **645,000** consumer fraud and identity theft complaints. Consumers reported losses from fraud of more than \$565 million. The reports in this booklet analyze those complaints received from consumers age 50 and over (**145,895**)¹.

Consumer Sentinel collects information about consumer fraud and identity theft from the FTC and over 150 other organizations and makes it available to law enforcement partners across the nation and throughout the world for use in their investigations. Launched in 1997, the Sentinel database now includes over two million complaints. Some data transfers from other organizations contain complaints from previous months and have not yet been received. Accordingly, the total number of complaints reflected in this report may increase over the course of the next few months. The addition of complaints from other data contributors is also reflected in the larger totals from previous years than were reported in earlier FTC reports.

For more information about Consumer Sentinel, as well as information about consumer fraud and identity theft, visit the Consumer Sentinel public website at www.consumer.gov/sentinel. If you represent a law enforcement organization, call (202) 326-3196 or e-mail sentinel@ftc.gov for membership information.

Consumer Sentinel Leading Partners & Data Contributors

| | |
|--|---|
|  Australian Competition and Consumer Commission |  Better Business Bureaus |
|  Department of Defense |  Federal Bureau of Investigation |
|  Federal Trade Commission |  Internet Crime Complaint Center |
|  National Association of Attorneys General |  National Consumers League |
|  Canada's Phonebusters |  Social Security Administration |
|  U.S. Postal Inspection Service |  U.S. Secret Service |

The Consumer Sentinel Network (For a detailed description see Appendix A)



¹In response to Sentinel data request from the Honorable Gordon H. Smith, Chairman, Special Committee on Aging, United States Senate, to the Federal Trade Commission on April 22, 2005.

Executive Summary

Federal Trade Commission (FTC)

Fraud and Identity Theft Complaints Received by the FTC from Consumers Age 50 and Over

- Of the 647,453 Consumer Sentinel complaints received during calendar year (CY) 2004, 85% (553,006) of consumers reported their age. Fraud and identity theft complaints from consumers age 50 and over represented 26% (145,895) of the CY 2004 Sentinel complaints where consumers reported their age (553,006): 17% (94,441) were fraud complaints and 9% (51,454) were identity theft complaints.

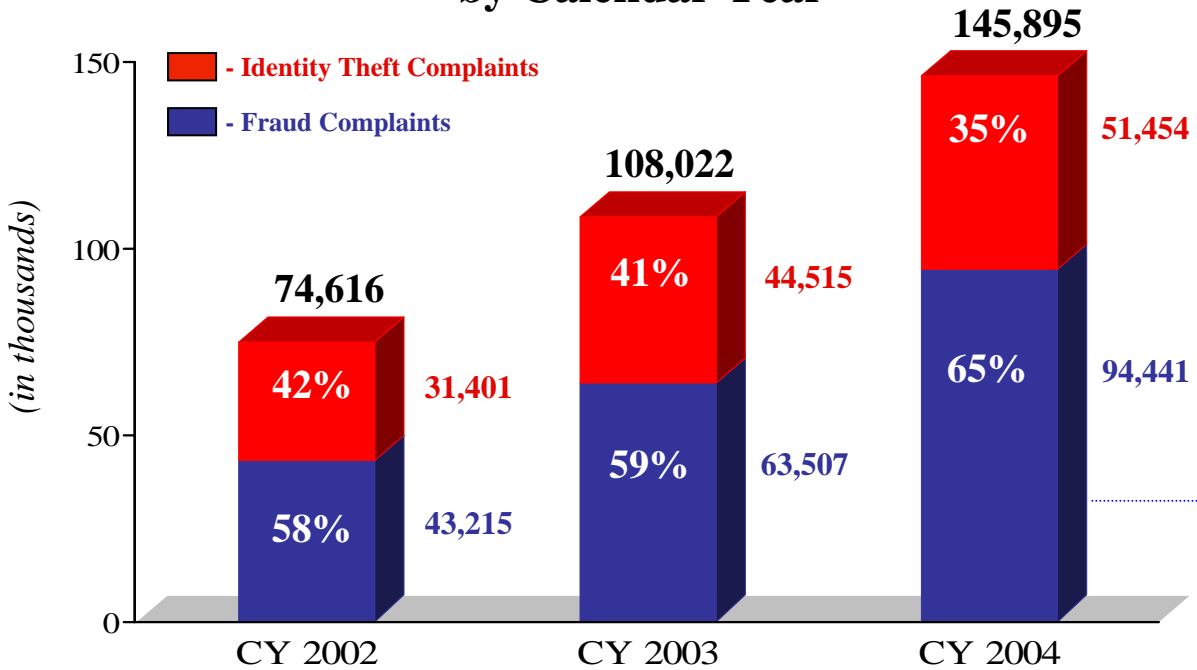
Fraud

- 65% (94,441) of Consumer Sentinel complaints from consumers age 50 and over were fraud-related.
- CY 2004 Top Fraud Complaint Categories for Consumers Age 50 and Over:
 - Internet Auctions (12% of Sentinel complaints from consumers age 50 and over)
 - Prizes/Sweepstakes and Lotteries (9%)
 - Internet Services and Computer Complaints (7%)
 - Shop-at-Home/Catalog Sales (6%)
 - Foreign Money Offers (6%)
 - Telephone Services (3%)
 - Advance-Fee Loans and Credit Protection (2%)
 - Business Opportunities and Work-at-Home Plans (2%)
- Consumers age 50 and over reported fraud losses of over \$152 million; the median monetary loss was \$299.
- Internet-related complaints accounted for 41% of all reported fraud complaints from consumers age 50 and over, with monetary losses of over \$43 million and a median loss of \$200.
- Some 45% of fraud complaints from consumers age 50 and over where the company's method of initial contact was reported indicate internet solicitations - electronic mail 27% and web 18%.

Identity Theft

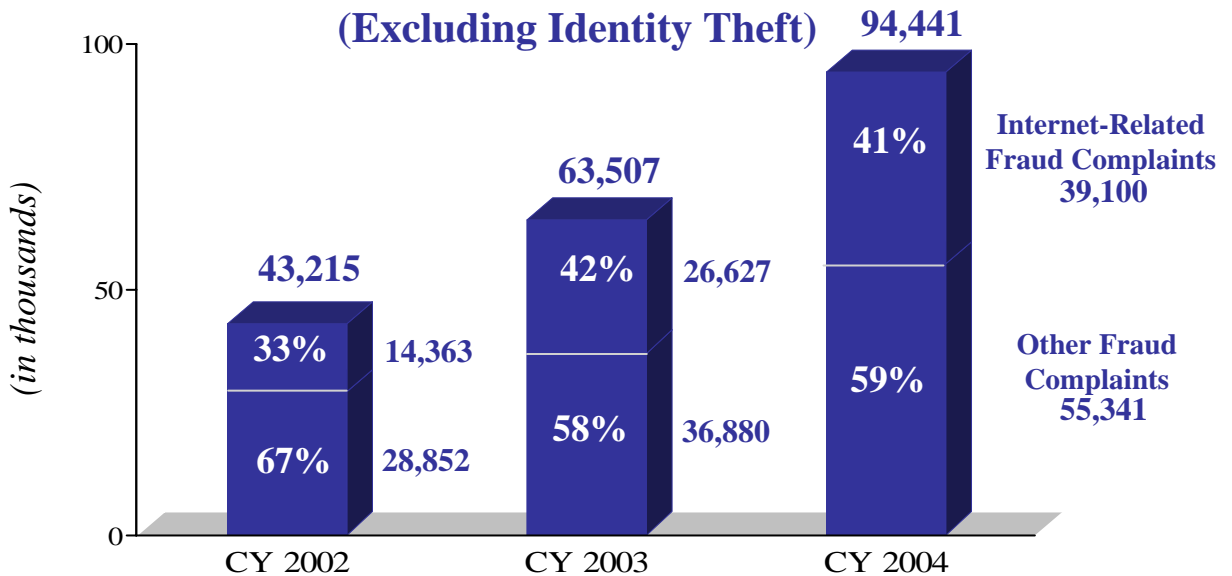
- 35% (51,454) of the Consumer Sentinel complaints from consumers age 50 and over were identity theft-related.
- Credit card fraud (37%) was the most common form of reported identity theft followed by bank fraud (18%), and phone or utilities fraud (17%).

Sentinel Complaints from Consumers Age 50 and Over by Calendar Year¹



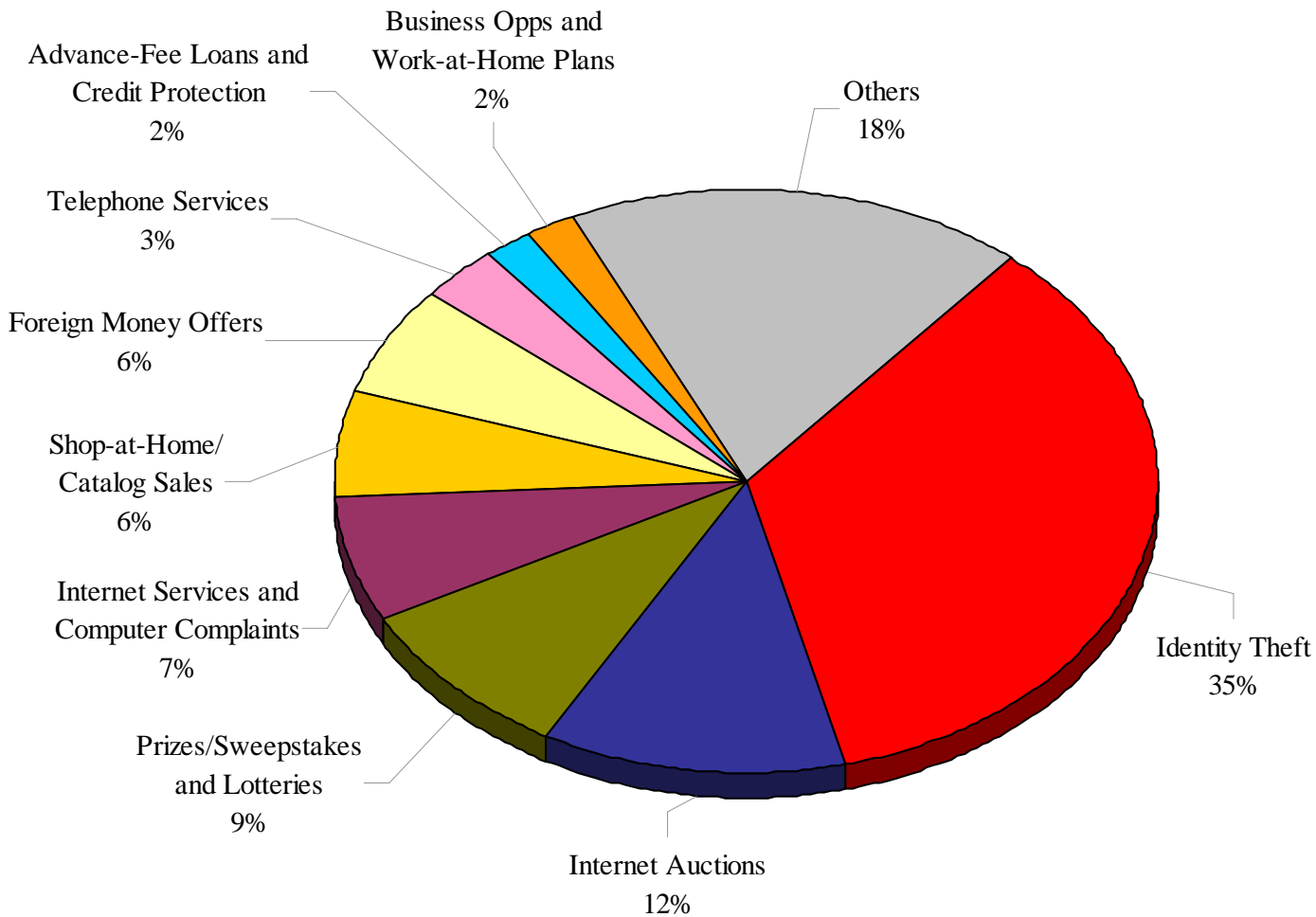
¹Percentages are based on the total number of Sentinel complaints from consumers age 50 and over by calendar year. These figures exclude "Do Not Call" registry complaints. Percentage of consumers reporting age in all Sentinel complaints:
a) Fraud complaints: CY 2002 = 60%, CY 2003 = 66%, and CY 2004 = 79%
b) Identity theft complaints: CY 2002 = 81%, CY 2003 = 92%, and CY 2004 = 95%.

Fraud Complaints from Consumers Age 50 and Over by Calendar Year² (Excluding Identity Theft)



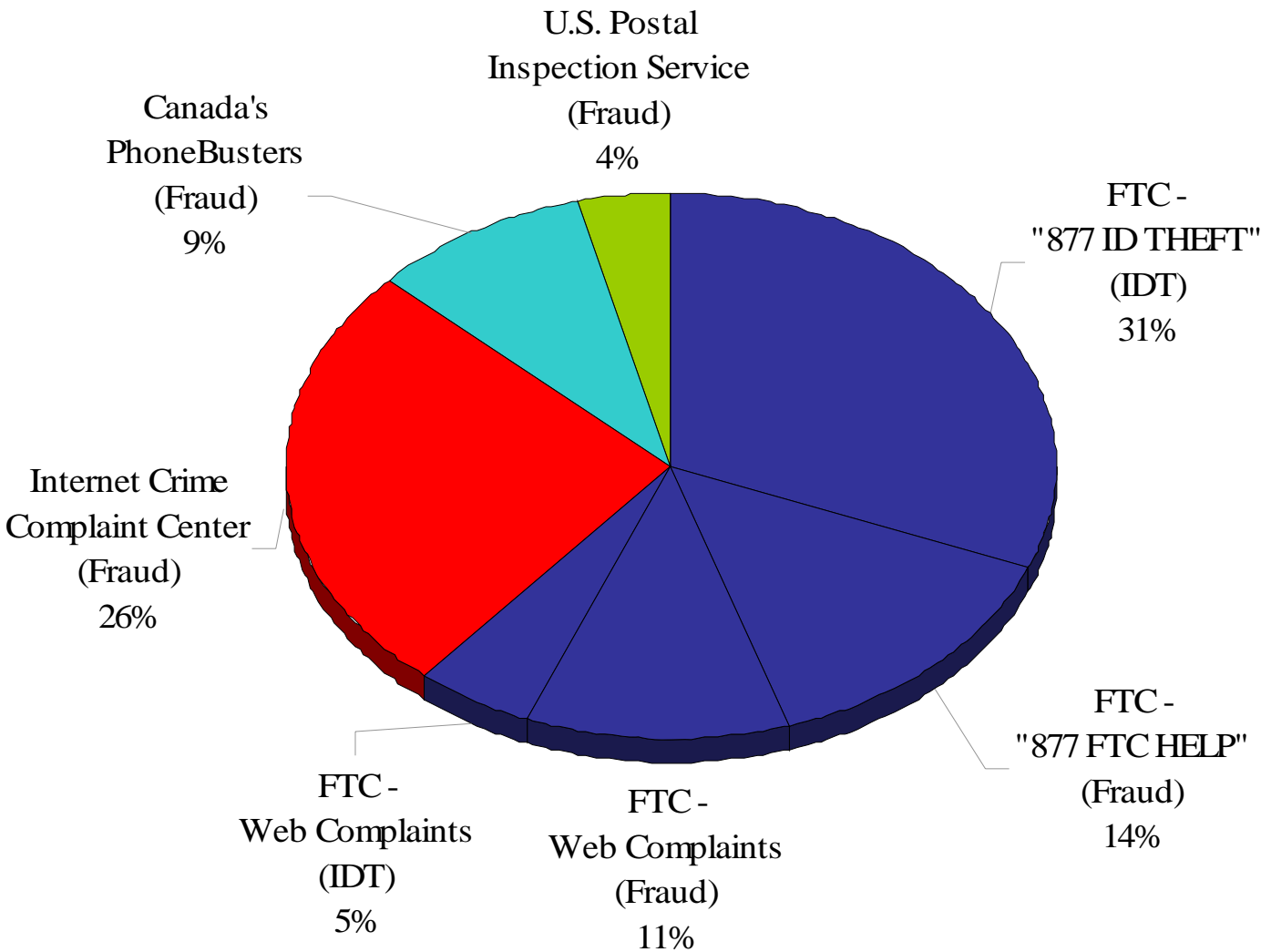
²Percentages are based on the total number of Sentinel fraud complaints from consumers age 50 and over by calendar year.

Sentinel Top Complaint Categories for Consumers Age 50 and Over¹ *January 1 – December 31, 2004*



¹Percentages are based on the total number of Sentinel complaints (**145,895**) received from consumers age 50 and over between January 1 and December 31, 2004. For Sentinel category descriptions see Appendix B.

Sentinel Data Contributors for Consumers Age 50 and Over¹ *January 1 – December 31, 2004*



¹Percentages are based on the total number of Sentinel complaints (**145,895**) received from consumers age 50 and over between January 1 and December 31, 2004. The type of complaints provided by the organization is indicated in parentheses. There were 0.01% (16) complaints provided by multiple law enforcement agencies not represented in this chart.

Total Number of Fraud Complaints & Amount Paid from Consumers Age 50 and Over
January 1 - December 31, 2004

| Total No. of Complaints | Complaints Reporting Amount Paid | Percentage of Complaints Reporting Amount Paid | Amount Paid Reported | Average Amount Paid ¹ | Median Amount Paid ² |
|-------------------------|----------------------------------|--|----------------------|----------------------------------|---------------------------------|
| 94,441 | 69,342 | 73% | \$152,302,679 | \$2,196 | \$299 |

¹Average is based on the total number of consumers age 50 and over who reported amount paid (69,342). Nine consumers reported an amount paid of \$1 million or more.

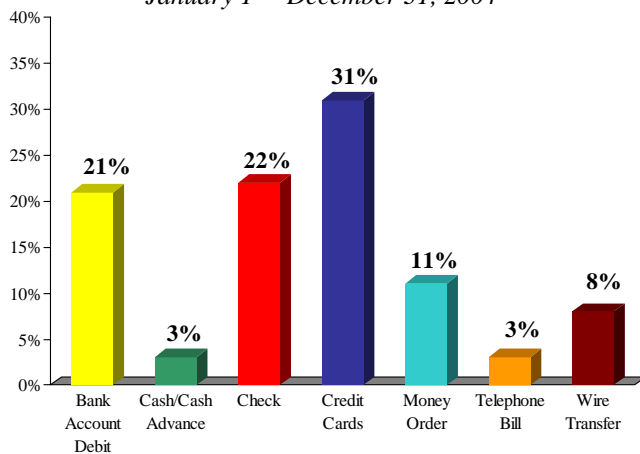
²Median is the middle number in a set of numbers so that half the numbers have values that are greater than the median and half have values that are less. Calculation of the median excludes complaints with amount paid reported as \$0.

Fraud Complaints from Consumers Age 50 and Over by Reported Amount Paid
January 1 - December 31, 2004

| Amount Paid | Percentage ³ |
|-------------------|-------------------------|
| \$0 | 34% |
| \$1 - 25 | 7% |
| \$26 - 50 | 7% |
| \$51 - 75 | 4% |
| \$76 - 100 | 4% |
| \$101 - 250 | 10% |
| \$251 - 500 | 8% |
| \$501 - 1,000 | 7% |
| \$1,001 - 5,000 | 15% |
| More than \$5,000 | 5% |

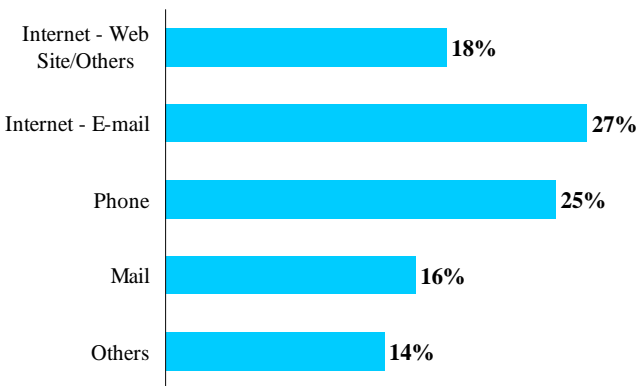
³Percentages are based on the total number of consumers age 50 and over who reported amount paid (69,342). 73% of consumers reported this information.

Methods of Payment Reported by Consumers Age 50 and Over⁴
January 1 - December 31, 2004



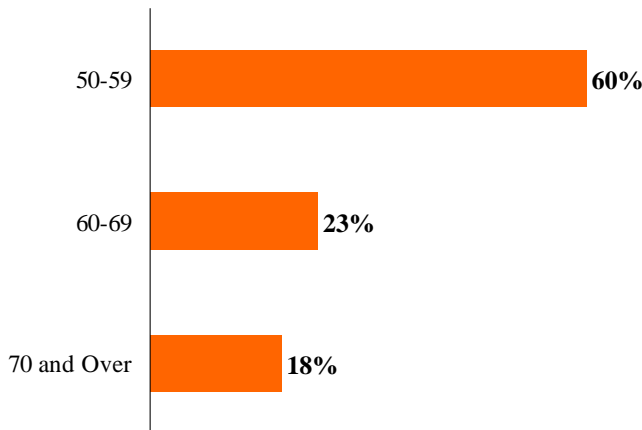
⁴Percentages are based on the total number of consumers age 50 and over who reported the method of payment (16,687). 18% of consumers reported this information.

Company's Method of Contacting Consumers Age 50 and Over⁵
January 1 - December 31, 2004



⁵Percentages are based on the total number of fraud complaints where company's method of initial contact was reported by consumers age 50 and over (75,378). 80% of consumers reported this information.

Fraud Complaints from Consumers Age 50 and Over by Consumer Age⁶
January 1 - December 31, 2004



⁶Percentages are based on the total number of fraud complaints from consumers age 50 and over (94,441). 79% of consumers reported their age in all CY 2004 Sentinel fraud complaints.

Definition of "Internet-related": A fraud complaint is "Internet-related" if: it concerns an Internet product or service, the company initially contacts the consumer via the Internet, or the consumer responds via the Internet.

Total Number of Internet-Related Fraud Complaints & Amount Paid from Consumers Age 50 and Over January 1 - December 31, 2004

| Total No. of Complaints | Complaints Reporting Amount Paid | Percentage of Complaints Reporting Amount Paid | Amount Paid Reported | Average Amount Paid ¹ | Median Amount Paid ² |
|-------------------------|----------------------------------|--|----------------------|----------------------------------|---------------------------------|
| 39,100 | 34,049 | 87% | \$43,573,985 | \$1,280 | \$200 |

¹Average is based on the total number of consumers age 50 and over who reported amount paid (34,049). Two consumers reported an amount paid of over \$1 million (\$1.7 and \$8 million).

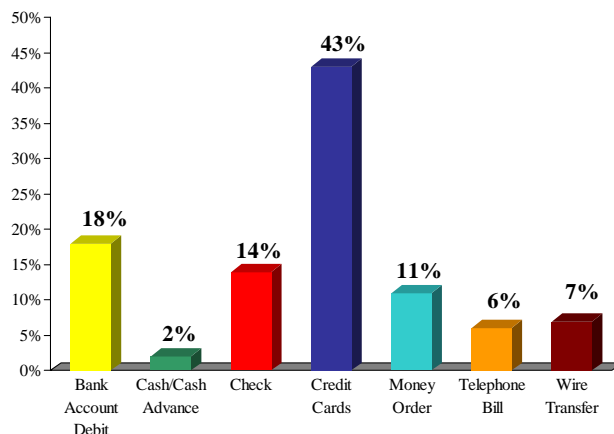
²Median is the middle number in a set of numbers so that half the numbers have values that are greater than the median and half have values that are less. Calculation of the median excludes complaints with amount paid reported as \$0.

Internet-Related Fraud Complaints from Consumers Age 50 and Over By Reported Amount Paid January 1 - December 31, 2004

| Amount Paid | Percentage ³ |
|-------------------|-------------------------|
| \$0 | 29% |
| \$1 - 25 | 8% |
| \$26 - 50 | 8% |
| \$51 - 75 | 5% |
| \$76 - 100 | 4% |
| \$101 - 250 | 13% |
| \$251 - 500 | 10% |
| \$501 - 1,000 | 8% |
| \$1,001 - 5,000 | 11% |
| More than \$5,000 | 3% |

³Percentages are based on the total number of consumers age 50 and over who reported amount paid (34,049). 87% of consumers reported this information.

Methods of Payment Reported by Consumers Age 50 and Over⁴ January 1 - December 31, 2004



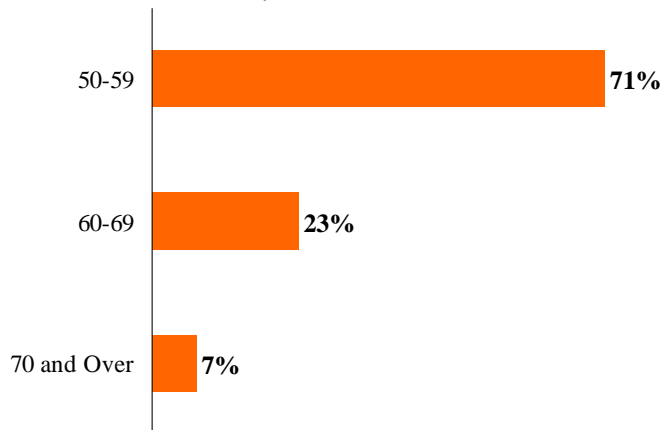
⁴Percentages are based on the total number of consumers age 50 and over who reported the method of payment (5,547). 14% of consumers reported this information.

Top Products/Services for Internet-Related Fraud Complaints from Consumers Age 50 and Over⁵ January 1 - December 31, 2004

| | |
|---------------------------------|-----|
| Internet Auctions | 43% |
| Shop-at-Home/Catalog Sales | 14% |
| Internet Access Services | 14% |
| Foreign Money Offers | 6% |
| Internet Info. & Adult Services | 5% |
| Computers: Equipment/Software | 2% |
| Business Opportunities | 2% |
| Internet Web Site Design/Promo. | 2% |

⁵Percentages are based on the total number of Internet-related fraud complaints from consumers age 50 and over (39,100) received between January 1 and December 31, 2004.

Internet-Related Fraud Complaints from Consumers Age 50 and Over by Consumer Age⁶ January 1 - December 31, 2004



⁶Percentages are based on the total number of Internet-related fraud complaints from consumers age 50 and over (39,100). 83% of consumers reported their age in all CY 2004 Sentinel Internet-related fraud complaints.

Number of Fraud Complaints & Amount Paid from United States (U.S.) Consumers Age 50 and Over by Consumer State

January 1 - December 31, 2004

| Consumer State | Total No. of Complaints | Complaints Reporting Amount Paid | Percentage of Complaints Reporting Amount Paid | Amount Paid Reported | Average Amount Paid ¹ | Median Amount Paid ² |
|------------------------|-------------------------|----------------------------------|--|----------------------|----------------------------------|---------------------------------|
| 1 Alabama | 1,175 | 925 | 79% | \$1,378,450 | \$1,490 | \$362 |
| 2 Alaska | 275 | 204 | 74% | \$167,667 | \$822 | \$299 |
| 3 Arizona | 2,484 | 1,943 | 78% | \$3,737,406 | \$1,924 | \$469 |
| 4 Arkansas | 485 | 363 | 75% | \$412,656 | \$1,137 | \$300 |
| 5 California | 12,087 | 9,155 | 76% | \$17,870,225 | \$1,952 | \$315 |
| 6 Colorado | 1,731 | 1,312 | 76% | \$2,495,074 | \$1,902 | \$372 |
| 7 Connecticut | 867 | 665 | 77% | \$458,613 | \$690 | \$249 |
| 8 Delaware | 343 | 276 | 80% | \$801,233 | \$2,903 | \$299 |
| 9 District of Columbia | 314 | 213 | 68% | \$277,252 | \$1,302 | \$260 |
| 10 Florida | 6,786 | 4,914 | 72% | \$11,116,253 | \$2,262 | \$241 |
| 11 Georgia | 1,991 | 1,510 | 76% | \$2,558,936 | \$1,695 | \$299 |
| 12 Hawaii | 471 | 381 | 81% | \$580,394 | \$1,523 | \$300 |
| 13 Idaho | 465 | 376 | 81% | \$533,763 | \$1,420 | \$332 |
| 14 Illinois | 2,913 | 2,298 | 79% | \$5,785,897 | \$2,518 | \$300 |
| 15 Indiana | 1,606 | 1,280 | 80% | \$2,954,092 | \$2,308 | \$299 |
| 16 Iowa | 527 | 424 | 80% | \$1,421,551 | \$3,353 | \$288 |
| 17 Kansas | 651 | 503 | 77% | \$595,372 | \$1,184 | \$217 |
| 18 Kentucky | 856 | 695 | 81% | \$793,337 | \$1,141 | \$315 |
| 19 Louisiana | 904 | 724 | 80% | \$942,019 | \$1,301 | \$377 |
| 20 Maine | 376 | 268 | 71% | \$302,482 | \$1,129 | \$330 |
| 21 Maryland | 1,841 | 1,423 | 77% | \$1,405,330 | \$988 | \$249 |
| 22 Massachusetts | 1,574 | 1,164 | 74% | \$1,827,567 | \$1,570 | \$350 |
| 23 Michigan | 2,805 | 2,187 | 78% | \$3,988,084 | \$1,824 | \$355 |
| 24 Minnesota | 1,068 | 814 | 76% | \$1,830,230 | \$2,248 | \$370 |
| 25 Mississippi | 473 | 393 | 83% | \$385,979 | \$982 | \$324 |
| 26 Missouri | 1,526 | 1,210 | 79% | \$4,156,288 | \$3,435 | \$355 |
| 27 Montana | 349 | 287 | 82% | \$449,962 | \$1,568 | \$450 |
| 28 Nebraska | 410 | 335 | 82% | \$1,272,375 | \$3,798 | \$261 |
| 29 Nevada | 1,051 | 847 | 81% | \$2,332,171 | \$2,753 | \$299 |
| 30 New Hampshire | 438 | 369 | 84% | \$379,436 | \$1,028 | \$278 |
| 31 New Jersey | 2,268 | 1,766 | 78% | \$2,599,011 | \$1,472 | \$300 |
| 32 New Mexico | 604 | 484 | 80% | \$517,457 | \$1,069 | \$322 |
| 33 New York | 4,718 | 3,836 | 81% | \$4,846,370 | \$1,263 | \$297 |
| 34 North Carolina | 1,963 | 1,544 | 79% | \$3,004,222 | \$1,946 | \$298 |
| 35 North Dakota | 135 | 106 | 79% | \$243,674 | \$2,299 | \$400 |
| 36 Ohio | 3,166 | 2,565 | 81% | \$4,508,163 | \$1,758 | \$300 |
| 37 Oklahoma | 938 | 715 | 76% | \$3,132,656 | \$4,381 | \$392 |
| 38 Oregon | 1,283 | 952 | 74% | \$1,077,435 | \$1,132 | \$239 |
| 39 Pennsylvania | 3,654 | 3,005 | 82% | \$8,017,789 | \$2,668 | \$300 |
| 40 Rhode Island | 264 | 212 | 80% | \$623,158 | \$2,939 | \$326 |
| 41 South Carolina | 1,018 | 769 | 76% | \$937,808 | \$1,220 | \$374 |
| 42 South Dakota | 142 | 122 | 86% | \$211,293 | \$1,732 | \$360 |
| 43 Tennessee | 1,394 | 1,111 | 80% | \$1,375,402 | \$1,238 | \$300 |
| 44 Texas | 5,267 | 4,009 | 76% | \$6,501,317 | \$1,622 | \$299 |
| 45 Utah | 630 | 478 | 76% | \$1,953,942 | \$4,088 | \$500 |
| 46 Vermont | 156 | 125 | 80% | \$104,345 | \$835 | \$315 |
| 47 Virginia | 2,431 | 1,844 | 76% | \$2,910,985 | \$1,579 | \$293 |
| 48 Washington | 2,753 | 2,049 | 74% | \$2,623,845 | \$1,281 | \$287 |
| 49 West Virginia | 495 | 331 | 67% | \$287,989 | \$870 | \$235 |
| 50 Wisconsin | 1,288 | 991 | 77% | \$1,578,344 | \$1,593 | \$249 |
| 51 Wyoming | 192 | 163 | 85% | \$226,587 | \$1,390 | \$373 |

¹Average is based on the total number of consumers who reported amount paid for each state.

²Median is the middle number in a set of numbers so that half the numbers have values that are greater than the median and half have values that are less. Calculation of the median excludes complaints with amount paid reported as \$0.

Note: Five U.S. consumers age 50 and over reported an amount paid of \$1 million or more: Florida (\$1.7 million), Illinois (\$1.2 million), Iowa (\$1 million), Missouri (\$2.2 million), and Pennsylvania (\$2.5 million).

Number of Fraud Complaints & Amount Paid from United States (U.S.) Consumers Age 50 and Over by Sentinel Top Complaint Categories

January 1 - December 31, 2004

| Sentinel Fraud Categories | Total No. of Complaints | Complaints Reporting Amount Paid | Percentage of Complaints Reporting Amount Paid | Amount Paid Reported | Average Amount Paid ¹ | Median Amount Paid ² |
|--|-------------------------|----------------------------------|--|----------------------|----------------------------------|---------------------------------|
| 1 Advance-Fee Loans and Credit Protection/Repair | 3,072 | 2,891 | 94% | \$4,572,625 | \$1,582 | \$300 |
| 2 Business Opps and Work-at-Home Plans | 2,988 | 2,863 | 96% | \$21,323,367 | \$7,448 | \$399 |
| 3 Debt Management/Credit Counseling | 1,269 | 1,183 | 93% | \$3,583,662 | \$3,029 | \$1,769 |
| 4 Foreign Money Offers | 8,340 | 2,310 | 28% | \$9,578,399 | \$4,146 | \$2,114 |
| 5 Health Care | 2,075 | 1,728 | 83% | \$674,003 | \$390 | \$130 |
| 6 Internet Auctions | 15,783 | 15,357 | 97% | \$12,791,989 | \$833 | \$209 |
| 7 Internet Services and Computer Complaints | 9,312 | 5,906 | 63% | \$2,118,697 | \$359 | \$103 |
| 8 Investments | 868 | 724 | 83% | \$12,660,399 | \$17,487 | \$4,000 |
| 9 Magazines and Buyers Clubs | 1,655 | 1,221 | 74% | \$121,498 | \$100 | \$60 |
| 10 Multi-Level Mktg/Pyramids/Chain Letters | 555 | 467 | 84% | \$602,874 | \$1,291 | \$300 |
| 11 Office Supplies and Services | 1,158 | 872 | 75% | \$1,322,936 | \$1,517 | \$197 |
| 12 Prizes/Sweepstakes and Lotteries | 11,803 | 10,288 | 87% | \$34,748,746 | \$3,378 | \$2,150 |
| 13 Shop-at-Home/Catalog Sales | 8,658 | 7,905 | 91% | \$9,989,903 | \$1,264 | \$121 |
| 14 Telephone Services | 4,716 | 4,273 | 91% | \$692,062 | \$162 | \$50 |
| 15 Travel, Vacations and Timeshare | 1,141 | 1,030 | 90% | \$2,318,969 | \$2,251 | \$600 |

¹ Average is based on the total number of consumers who reported amount paid for each complaint category.

² Median is the middle number in a set of numbers so that half the numbers have values that are greater than the median and half have values that are less. Calculation of the median excludes complaints with amount paid reported as \$0.

Note: Five U.S. consumers age 50 and over reported an amount paid of \$1 million or more: Advance-Fee Loans and Credit Protection/Repair (\$2.2 million); Business Opps and Work-at-Home Plans (\$2.5 and \$1 million); Office Supplies and Services (\$1.2 million); and Shop-at-Home/Catalog Sales (\$1.7 million).

Number of Fraud Complaints & Amount Paid from United States (U.S.) Consumers Age 50 and Over by Age Categories and Sentinel Top Complaint Categories

January 1 - December 31, 2004

U.S. Consumers Reporting Age 50 - 59

| Sentinel Fraud Categories | Total No. of Complaints | Complaints Reporting Amount Paid | Percentage of Complaints Reporting Amount Paid | Amount Paid Reported | Average Amount Paid ¹ | Median Amount Paid ² |
|--|-------------------------|----------------------------------|--|----------------------|----------------------------------|---------------------------------|
| 1 Advance-Fee Loans and Credit Protection/Repair | 2,032 | 1,925 | 95% | \$3,452,458 | \$1,793 | \$300 |
| 2 Business Opps and Work-at-Home Plans | 1,915 | 1,841 | 96% | \$15,756,982 | \$8,559 | \$530 |
| 3 Debt Management/Credit Counseling | 735 | 681 | 93% | \$2,270,293 | \$3,334 | \$1,751 |
| 4 Foreign Money Offers | 5,464 | 1,489 | 27% | \$5,795,368 | \$3,892 | \$2,000 |
| 5 Health Care | 1,082 | 849 | 78% | \$415,869 | \$490 | \$125 |
| 6 Internet Auctions | 11,812 | 11,499 | 97% | \$9,853,456 | \$857 | \$204 |
| 7 Internet Services and Computer Complaints | 5,917 | 3,608 | 61% | \$1,470,825 | \$408 | \$104 |
| 8 Investments | 391 | 323 | 83% | \$5,743,841 | \$17,783 | \$3,800 |
| 9 Magazines and Buyers Clubs | 815 | 626 | 77% | \$53,016 | \$85 | \$58 |
| 10 Multi-Level Mktg/Pyramids/Chain Letters | 364 | 310 | 85% | \$315,763 | \$1,019 | \$260 |
| 11 Office Supplies and Services | 799 | 615 | 77% | \$1,285,401 | \$2,090 | \$275 |
| 12 Prizes/Sweepstakes and Lotteries | 2,691 | 2,282 | 85% | \$4,305,771 | \$1,887 | \$2,000 |
| 13 Shop-at-Home/Catalog Sales | 5,349 | 4,970 | 93% | \$7,049,011 | \$1,418 | \$147 |
| 14 Telephone Services | 2,593 | 2,309 | 89% | \$561,591 | \$243 | \$58 |
| 15 Travel, Vacations and Timeshare | 621 | 554 | 89% | \$1,248,221 | \$2,253 | \$581 |

U.S. Consumers Reporting Age 60 - 69

| Sentinel Fraud Categories | Total No. of Complaints | Complaints Reporting Amount Paid | Percentage of Complaints Reporting Amount Paid | Amount Paid Reported | Average Amount Paid ¹ | Median Amount Paid ² |
|--|-------------------------|----------------------------------|--|----------------------|----------------------------------|---------------------------------|
| 1 Advance-Fee Loans and Credit Protection/Repair | 707 | 666 | 94% | \$389,916 | \$585 | \$299 |
| 2 Business Opps and Work-at-Home Plans | 683 | 654 | 96% | \$4,133,666 | \$6,321 | \$500 |
| 3 Debt Management/Credit Counseling | 351 | 328 | 93% | \$939,067 | \$2,863 | \$2,163 |
| 4 Foreign Money Offers | 2,233 | 563 | 25% | \$1,630,111 | \$2,895 | \$2,250 |
| 5 Health Care | 552 | 469 | 85% | \$164,722 | \$351 | \$148 |
| 6 Internet Auctions | 3,347 | 3,257 | 97% | \$2,500,825 | \$768 | \$219 |
| 7 Internet Services and Computer Complaints | 2,406 | 1,556 | 65% | \$376,411 | \$242 | \$107 |
| 8 Investments | 254 | 204 | 80% | \$2,991,406 | \$14,664 | \$4,500 |
| 9 Magazines and Buyers Clubs | 463 | 328 | 71% | \$42,565 | \$130 | \$66 |
| 10 Multi-Level Mktg/Pyramids/Chain Letters | 130 | 108 | 83% | \$135,731 | \$1,257 | \$755 |
| 11 Office Supplies and Services | 269 | 203 | 75% | \$34,774 | \$171 | \$150 |
| 12 Prizes/Sweepstakes and Lotteries | 2,309 | 1,961 | 85% | \$6,403,210 | \$3,265 | \$2,000 |
| 13 Shop-at-Home/Catalog Sales | 2,114 | 1,897 | 90% | \$2,307,815 | \$1,217 | \$120 |
| 14 Telephone Services | 1,307 | 1,186 | 91% | \$45,620 | \$38 | \$41 |
| 15 Travel, Vacations and Timeshare | 319 | 287 | 90% | \$434,518 | \$1,514 | \$699 |

U.S. Consumers Reporting Age 70 and Over

| Sentinel Fraud Categories | Total No. of Complaints | Complaints Reporting Amount Paid | Percentage of Complaints Reporting Amount Paid | Amount Paid Reported | Average Amount Paid ¹ | Median Amount Paid ² |
|--|-------------------------|----------------------------------|--|----------------------|----------------------------------|---------------------------------|
| 1 Advance-Fee Loans and Credit Protection/Repair | 350 | 317 | 91% | \$730,251 | \$2,304 | \$389 |
| 2 Business Opps and Work-at-Home Plans | 394 | 372 | 94% | \$1,432,719 | \$3,851 | \$156 |
| 3 Debt Management/Credit Counseling | 188 | 179 | 95% | \$374,302 | \$2,091 | \$1,238 |
| 4 Foreign Money Offers | 651 | 266 | 41% | \$2,152,920 | \$8,094 | \$4,050 |
| 5 Health Care | 473 | 442 | 93% | \$93,412 | \$211 | \$132 |
| 6 Internet Auctions | 624 | 601 | 96% | \$437,708 | \$728 | \$270 |
| 7 Internet Services and Computer Complaints | 1,005 | 758 | 75% | \$271,461 | \$358 | \$100 |
| 8 Investments | 231 | 205 | 89% | \$3,925,153 | \$19,147 | \$5,000 |
| 9 Magazines and Buyers Clubs | 395 | 285 | 72% | \$25,917 | \$91 | \$67 |
| 10 Multi-Level Mktg/Pyramids/Chain Letters | 61 | 49 | 80% | \$151,381 | \$3,089 | \$395 |
| 11 Office Supplies and Services | 93 | 57 | 61% | \$2,761 | \$48 | \$105 |
| 12 Prizes/Sweepstakes and Lotteries | 6,963 | 6,203 | 89% | \$24,039,765 | \$3,876 | \$2,300 |
| 13 Shop-at-Home/Catalog Sales | 1,199 | 1,042 | 87% | \$633,078 | \$608 | \$61 |
| 14 Telephone Services | 856 | 818 | 96% | \$84,851 | \$104 | \$40 |
| 15 Travel, Vacations and Timeshare | 210 | 198 | 94% | \$636,229 | \$3,213 | \$599 |

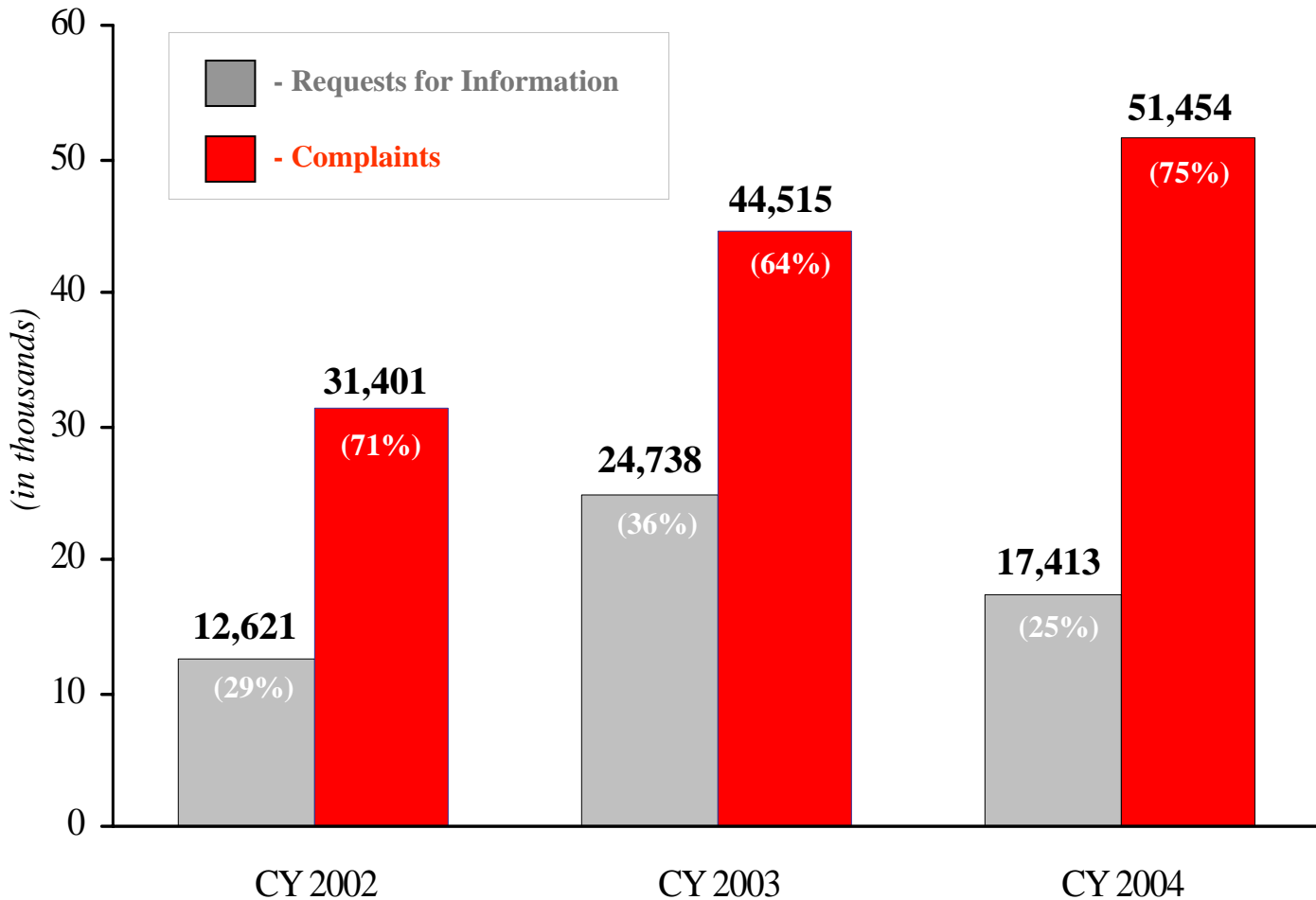
¹ Average is based on the total number of consumers who reported amount paid for each complaint category.

² Median is the middle number in a set of numbers so that half the numbers have values that are greater than the median and half have values that are less. Calculation of the median excludes complaints with amount paid reported as \$0.

Note: A complaint may contain information from multiple consumers.



Identity Theft Records from Consumers Age 50 and Over by Calendar Year¹



¹Percentages are based on the number of identity theft records received from consumers age 50 and over by calendar year.



How Victims' Information is Misused for Consumers Age 50 and Over¹

Calendar Years 2002 through 2004

Credit Card Fraud

| Theft Subtype | Percentage | Percentage | Percentage |
|------------------|------------|------------|------------|
| | CY 2002 | CY 2003 | CY 2004 |
| New Accounts | 30.7% | 23.0% | 19.6% |
| Existing Account | 18.7% | 18.1% | 18.5% |
| Unspecified | 0.5% | 0.2% | 0.1% |
| Total | 48% | 40% | 37% |

Loan Fraud

| Theft Subtype | Percentage | Percentage | Percentage |
|------------------------------------|------------|------------|------------|
| | CY 2002 | CY 2003 | CY 2004 |
| Business / Personal / Student Loan | 2.9% | 2.2% | 2.8% |
| Auto Loan / Lease | 1.7% | 1.7% | 1.6% |
| Real Estate Loan | 1.0% | 1.1% | 1.1% |
| Unspecified | 0.4% | 0.2% | 0.1% |
| Total | 6% | 5% | 5% |

Phone or Utilities Fraud

| Theft Subtype | Percentage | Percentage | Percentage |
|---|------------|------------|------------|
| | CY 2002 | CY 2003 | CY 2004 |
| Wireless - New | 11.3% | 10.7% | 9.9% |
| Telephone - New | 4.1% | 4.6% | 5.1% |
| Utilities - New | 2.0% | 2.2% | 2.6% |
| Unauthorized Charges to Existing Accounts | 0.7% | 0.7% | 0.8% |
| Unspecified | 0.4% | 0.2% | 0.2% |
| Total | 17% | 17% | 17% |

Other Identity Theft

| Theft Subtype | Percentage | Percentage | Percentage |
|------------------------------------|------------|------------|------------|
| | CY 2002 | CY 2003 | CY 2004 |
| Other | 6.6% | 9.7% | 11.9% |
| Medical | 1.3% | 1.7% | 1.7% |
| Internet/Email | 1.3% | 1.6% | 1.6% |
| Illegal or Criminal | 0.8% | 0.7% | 0.8% |
| Insurance ³ | — | 0.3% | 0.5% |
| Apartment or House Rented | 0.5% | 0.4% | 0.4% |
| Bankruptcy | 0.3% | 0.3% | 0.3% |
| Securities / Other Investments | 0.4% | 0.2% | 0.2% |
| Property Rental Fraud ³ | — | 0.1% | 0.2% |
| Magazines ³ | — | 0.1% | 0.2% |
| Child Support ³ | — | 0.1% | 0.1% |
| Total | 11% | 15% | 18% |

Bank Fraud²

| Theft Subtype | Percentage | Percentage | Percentage |
|--------------------------|------------|------------|------------|
| | CY 2002 | CY 2003 | CY 2004 |
| Existing Accounts | 9.3% | 8.9% | 9.2% |
| Electronic Fund Transfer | 3.6% | 5.4% | 7.0% |
| New Accounts | 2.7% | 2.7% | 2.7% |
| Unspecified | 0.3% | 0.1% | 0.1% |
| Total | 15% | 16% | 18% |

Employment-Related Fraud

| Theft Subtype | Percentage | Percentage | Percentage |
|--------------------------|------------|------------|------------|
| | CY 2002 | CY 2003 | CY 2004 |
| Employment-Related Fraud | 3% | 5% | 5% |

Attempted Identity Theft

| Theft Subtype | Percentage | Percentage | Percentage |
|--------------------------|------------|------------|------------|
| | CY 2002 | CY 2003 | CY 2004 |
| Attempted Identity Theft | 14% | 13% | 10% |

Government Documents or Benefits Fraud

| Theft Subtype | Percentage | Percentage | Percentage |
|--|------------|------------|------------|
| | CY 2002 | CY 2003 | CY 2004 |
| Driver's License Issued / Forged | 2.1% | 1.8% | 1.7% |
| Fraudulent Tax Return | 0.6% | 1.4% | 1.7% |
| Government Benefits Applied / Received | 0.6% | 1.0% | 1.1% |
| Social Security Card Issued / Forged | 1.6% | 0.2% | 0.2% |
| Other Government Docs Issued / Forged | 0.3% | 0.4% | 0.6% |
| Unspecified | <0.1% | <0.1% | <0.1% |
| Total | 5% | 5% | 5% |

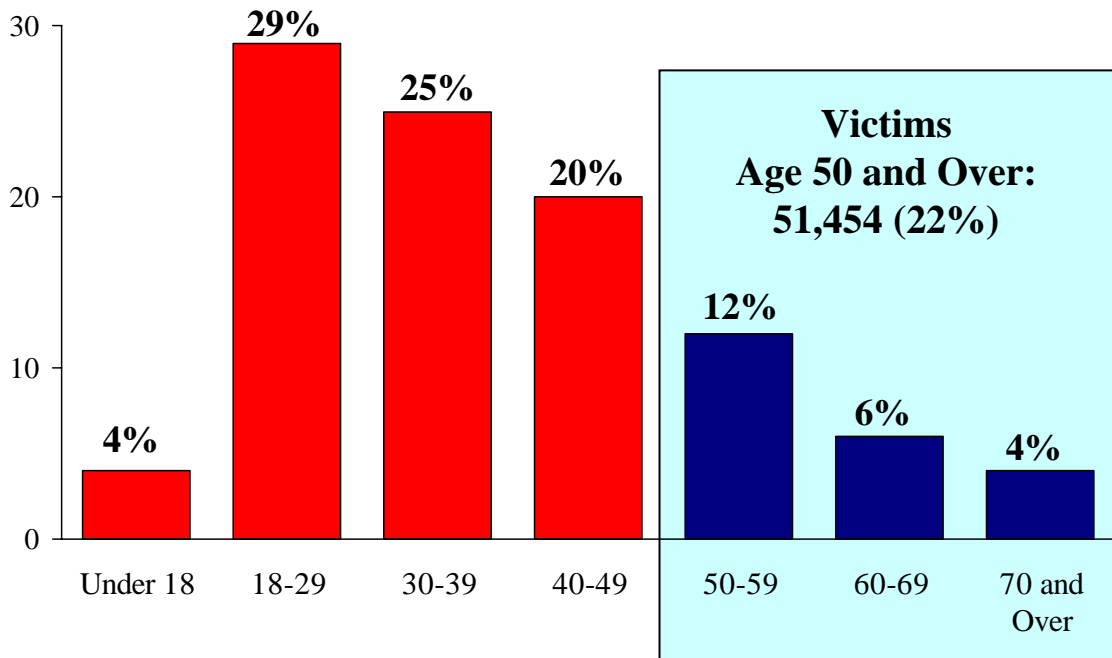
¹Percentages are based on the total number of complaints in the Identity Theft Data Clearinghouse received from consumers age 50 and over for each calendar year: CY 2002 = 31,401; CY 2003 = 44,515; CY 2004 = 51,454. Note that percentages total to more than 100 in each year because some victims reported experiencing more than one type of identity theft: 21% in CY 2002; 17% in CY 2003; and 17% in CY 2004.

²Includes fraud involving checking and savings accounts and electronic fund transfers.

³Theft subtype added in CY 2003.

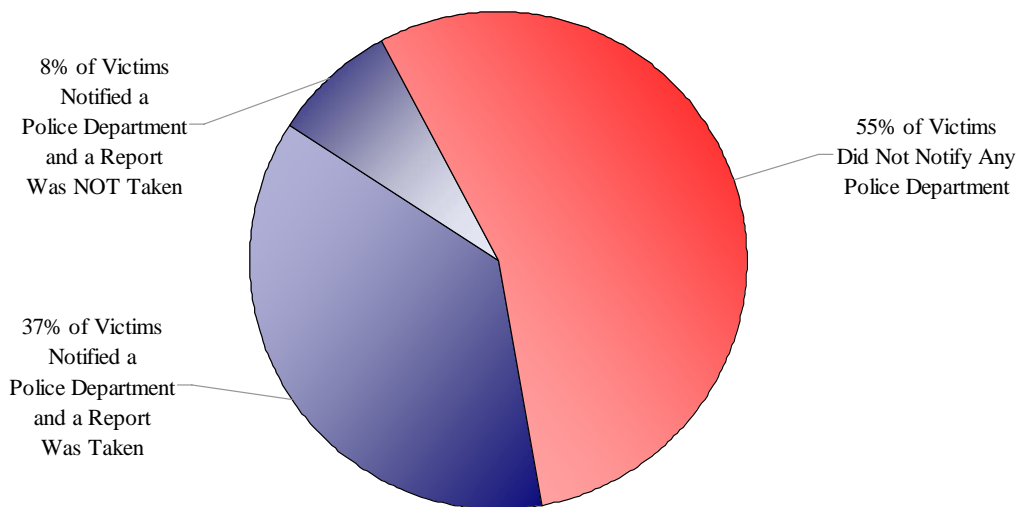


Identity Theft Complaints by Victim Age¹ January 1 – December 31, 2004



¹Percentages are based on the total number of identity theft complaints where victims reported their age (234,263). 95% of victims reported their age.

Law Enforcement Contact for Consumers Age 50 and Over² January 1 – December 31, 2004



²Percentages are based on the total number of identity theft complaints from victims age 50 and over who indicated whether they had notified a police department (50,372). Less than one percent of victims did not indicate if a report was taken when a police department was notified.


FRAUD COMPLAINTS BY CONSUMER STATE
IDENTITY THEFT VICTIMS BY STATE

January 1 - December 31, 2004

| Rank | Consumer State | Age 50 and Over | | All Fraud Complaints Per 100,000 Population ² | Rank | Victim State | Age 50 and Over | | All Victims Per 100,000 Population ² |
|------|----------------|-------------------|--|--|------|----------------|-----------------|---|---|
| | | No. of Complaints | Complaints Per 100,000 Population ¹ | | | | No. of Victims | Victims Per 100,000 Population ¹ | |
| 1 | Alaska | 275 | 179.0 | 174.4 | 1 | Nevada | 649 | 100.3 | 125.7 |
| 2 | Nevada | 1,051 | 162.4 | 151.3 | 2 | California | 8,702 | 93.6 | 122.1 |
| 3 | Washington | 2,753 | 154.8 | 151.2 | 3 | Arizona | 1,466 | 90.8 | 142.5 |
| 4 | Arizona | 2,484 | 153.9 | 180.5 | 4 | Texas | 4,504 | 81.3 | 117.6 |
| 5 | Colorado | 1,731 | 146.1 | 142.5 | 5 | Washington | 1,334 | 75.0 | 91.1 |
| 6 | Delaware | 343 | 136.6 | 126.6 | 6 | New York | 4,140 | 72.0 | 92.0 |
| 7 | California | 12,087 | 129.9 | 130.6 | 7 | Colorado | 846 | 71.4 | 95.8 |
| 8 | Utah | 630 | 125.6 | 122.5 | 8 | Florida | 4,178 | 70.7 | 92.3 |
| 9 | Wyoming | 192 | 121.1 | 127.9 | 9 | Maryland | 1,110 | 69.7 | 83.0 |
| 10 | Idaho | 465 | 120.2 | 112.3 | 10 | Oregon | 758 | 68.7 | 87.8 |
| 11 | Hawaii | 471 | 117.2 | 143.1 | 11 | Utah | 334 | 66.6 | 76.6 |
| 12 | Oregon | 1,283 | 116.3 | 132.3 | 12 | Michigan | 1,952 | 65.8 | 72.3 |
| 13 | Maryland | 1,841 | 115.5 | 131.3 | 13 | Georgia | 1,416 | 64.4 | 84.3 |
| 14 | Florida | 6,786 | 114.8 | 128.0 | 14 | Alaska | 96 | 62.5 | 66.1 |
| 15 | Virginia | 2,431 | 113.8 | 134.4 | 15 | Illinois | 2,130 | 59.8 | 87.6 |
| 16 | Montana | 349 | 113.6 | 118.8 | 16 | New Jersey | 1,477 | 56.9 | 75.1 |
| 17 | New Hampshire | 438 | 111.0 | 133.4 | 17 | New Mexico | 317 | 56.6 | 83.4 |
| 18 | New Mexico | 604 | 107.8 | 124.3 | 18 | Delaware | 135 | 53.7 | 66.6 |
| 19 | Texas | 5,267 | 95.1 | 95.3 | 19 | Missouri | 891 | 51.1 | 67.9 |
| 20 | Michigan | 2,805 | 94.5 | 108.8 | 20 | Virginia | 1,022 | 47.8 | 63.6 |
| 21 | Georgia | 1,991 | 90.5 | 96.8 | 21 | Indiana | 849 | 47.1 | 68.5 |
| 22 | Ohio | 3,166 | 90.4 | 114.0 | 22 | North Carolina | 1,142 | 46.8 | 65.8 |
| 23 | Indiana | 1,606 | 89.2 | 114.9 | 23 | Kansas | 357 | 44.7 | 61.3 |
| 24 | Pennsylvania | 3,654 | 89.1 | 119.2 | 24 | Pennsylvania | 1,742 | 42.5 | 61.0 |
| 25 | Oklahoma | 938 | 88.5 | 97.7 | 25 | Tennessee | 750 | 42.4 | 55.0 |
| 26 | Missouri | 1,526 | 87.5 | 111.2 | 26 | Ohio | 1,479 | 42.3 | 60.7 |
| 27 | New Jersey | 2,268 | 87.3 | 114.0 | 27 | Hawaii | 170 | 42.3 | 50.7 |
| 28 | Alabama | 1,175 | 84.9 | 91.5 | 28 | Oklahoma | 443 | 41.8 | 56.0 |
| 29 | Maine | 376 | 83.9 | 102.1 | 29 | Massachusetts | 802 | 41.3 | 61.1 |
| 30 | New York | 4,718 | 82.0 | 107.7 | 30 | Connecticut | 451 | 41.3 | 57.1 |
| 31 | Illinois | 2,913 | 81.8 | 116.1 | 31 | South Carolina | 499 | 39.7 | 51.2 |
| 32 | Kansas | 651 | 81.6 | 111.8 | 32 | Louisiana | 501 | 39.5 | 49.9 |
| 33 | South Carolina | 1,018 | 81.1 | 109.3 | 33 | Arkansas | 337 | 39.5 | 50.8 |
| 34 | Massachusetts | 1,574 | 81.0 | 108.7 | 34 | Minnesota | 572 | 39.3 | 57.0 |
| 35 | North Carolina | 1,963 | 80.4 | 97.1 | 35 | Alabama | 518 | 37.4 | 48.9 |
| 36 | Connecticut | 867 | 79.4 | 119.0 | 36 | Idaho | 138 | 35.7 | 43.1 |
| 37 | Nebraska | 410 | 79.3 | 114.6 | 37 | Wisconsin | 541 | 32.7 | 48.0 |
| 38 | Rhode Island | 264 | 79.1 | 100.8 | 38 | Nebraska | 168 | 32.5 | 45.1 |
| 39 | Tennessee | 1,394 | 78.7 | 91.6 | 39 | Mississippi | 267 | 32.4 | 46.5 |
| 40 | Wisconsin | 1,288 | 77.9 | 120.6 | 40 | Rhode Island | 104 | 31.1 | 50.6 |
| 41 | West Virginia | 495 | 77.9 | 101.1 | 41 | New Hampshire | 119 | 30.1 | 41.8 |
| 42 | Vermont | 156 | 75.9 | 109.3 | 42 | Kentucky | 367 | 29.5 | 40.1 |
| 43 | Minnesota | 1,068 | 73.5 | 103.6 | 43 | Montana | 86 | 28.0 | 39.3 |
| 44 | Louisiana | 904 | 71.2 | 80.3 | 44 | Wyoming | 43 | 27.1 | 42.2 |
| 45 | Kentucky | 856 | 68.7 | 88.4 | 45 | Vermont | 53 | 25.8 | 33.5 |
| 46 | North Dakota | 135 | 66.7 | 90.0 | 46 | West Virginia | 146 | 23.0 | 34.2 |
| 47 | South Dakota | 142 | 60.1 | 86.0 | 47 | Maine | 101 | 22.5 | 32.2 |
| 48 | Mississippi | 473 | 57.4 | 66.8 | 48 | Iowa | 209 | 22.2 | 34.8 |
| 49 | Arkansas | 485 | 56.8 | 75.7 | 49 | South Dakota | 50 | 21.2 | 23.2 |
| 50 | Iowa | 527 | 55.9 | 89.5 | 50 | North Dakota | 35 | 17.3 | 29.6 |

¹ Per 100,000 unit of population (age 50 and over) is based on the 2004 U.S. Census population estimates (Tables SC-EST2004-02 - Annual Estimates of the Population by Sex and Age for [State]: April 1, 2000 to July 1, 2004).

² Per 100,000 unit of population is based on the 2004 U.S. Census population estimates (Table NST-EST2004-01 - Annual Estimates of the Population for the United States and States, and for Puerto Rico: April 1, 2000 to July 1, 2004).

Note: Numbers for the District of Columbia are: Fraud = 314 complaints and 198.3 complaints per 100,000 population (age 50 and over); Identity Theft = 175 victims and 110.5 victims per 100,000 population (age 50 and over). Total fraud = 1,196 complaints and 216.1 complaints per 100,000 population; total Identity Theft = 922 victims and 166.6 victims per 100,000 population.

Appendix A: The Sentinel Network



The Identity Theft Data Clearinghouse was launched in November 1999 and is the sole national repository of consumer complaints about identity theft. The Clearinghouse provides specific investigative material for law enforcement and larger, trend-based information providing insight to both private and public sector partners on ways to reduce the incidence of identity theft. Information in the Clearinghouse is available to law enforcement members via Consumer Sentinel, the secured, password-protected government Web site. This access enables law enforcers to readily spot identity theft problems in their own backyards, and to coordinate with other law enforcement officers where the data reveals common schemes or perpetrators.



Econsumer.gov was created in April 2001 to gather and share cross-border e-commerce complaints in order to respond to the challenges of multinational Internet fraud, and enhance consumer confidence in e-commerce. The multilingual public Web site provides general information about consumer protection in all countries that belong to the International Consumer Protection and Enforcement Network (formerly called the International Marketing Supervision Network), contact information for consumer protection authorities in those countries, and an online complaint form. All information is available in English, French, German, Korean, and Spanish. Using the existing Consumer Sentinel network, the incoming complaints are shared through the government Web site with participating consumer protection law enforcers from 19 nations.



Military Sentinel, which was established in September 2002, is a project of the Federal Trade Commission and the Department of Defense to identify and target consumer protection issues that affect members of the United States Armed Forces and their families. Military Sentinel also provides a gateway to consumer education materials covering a wide range of consumer protection issues, such as auto leasing, identity theft, and work-at-home scams. Members of the United States Armed Forces can enter complaints directly into Consumer Sentinel. Through Consumer Sentinel, the government password-protected Web site, this information is used by law enforcement agencies, members of the JAG staff, and others in the Department of Defense to help protect armed services members and their families from consumer protection-related problems.

Appendix B: Sentinel Complaint Categories

Advance-Fee Loans and Credit Protection/Repair Offers: The promise of a loan that requires you to pay a fee first; worthless credit card loss protection and insurance programs; the promise that accurate negative information can be removed from your credit file for a fee, etc.

Business Opportunities and Work-at-Home Plans: Medical billing scams; misleading franchise and Internet-based business opportunities; wealth building plans that don't make good on their promises, etc.

Debt Management/Credit Counseling: Unfulfilled promises by credit counseling organizations to provide free services, send payments to creditors in a timely manner, or reduce interest rates on credit card debt, eliminate late and over-the-limit fees, etc.

Foreign Money Offers: Letters or e-mails offer the "opportunity" to share in a percentage of millions of dollars that a self-proclaimed government official is trying to transfer illegally out of a foreign country in return for money, bank account numbers or other identifying information from the victim.

Health Care: Fraudulent, misleading or deceptive claims for vision correction procedures; dietary supplements; weight loss products or services; impotency treatments; health spas and equipments; infertility services; sunscreens; HIV test kits, etc.

Identity Theft: When someone appropriates your personally identifying information (like your Social Security number or credit card account number) to commit fraud or theft.

Internet Auctions: Non-delivery of goods, delivery of goods that are less valuable than advertised; lack of delivery in a timely way; failure to disclose all the relevant information about the product or terms of the sale, etc.

Internet Services and Computers: Trial offers from ISPs; difficulty canceling an ISP account; undisclosed Web site charges; problems with computer software and equipment purchases; and spyware.

Investments: Promises of riches in day trading, oil and gas leases, gold and gems, FCC licenses, etc. that don't pan out.

Magazines and Buyers Clubs: Pitches for "free," "pre-paid" or "special" magazine subscription deals and offers for club memberships that claim to help you save money when buying a particular product or service (CDs, books, etc.).

Multi-Level Marketing/Pyramids/Chain Letters: Network plans that offer commissions on the sale of goods by you and distributors you recruit.

Office Supplies and Services: Fraudulent or deceptive offers for toner, copier paper, maintenance supplies, equipment maintenance contracts; classified advertising and yellow page invoice scams; website cramming schemes, etc.

Prizes/Sweepstakes and Lotteries: Promotions for "free" prizes for a fee; foreign lotteries and sweepstakes offered through the phone, fax, e-mail or mail, etc.

Shop-At-Home/Catalog Sales: Problems, such as undisclosed costs, failure to deliver on time, non-delivery and refusal to honor a guarantee, with purchases made via the Internet (not including auction sales), telephone or mail.

Telephone Services: Charges for calls to "toll-free" numbers; unauthorized charges such as charges for calls you didn't make; unauthorized switching of your phone service provider; misleading pre-paid phone card offers, etc.

Travel, Vacation and Timeshare Plans: Deceptive offers for "free" or low-cost vacations; cut-rate student travel packages; misleading timeshare offers, etc.

"Other" complaint categories are: Employment agencies/job counseling, charitable solicitations, government services, real estate, scholarships/educational grants, modeling agencies/services, green card application services, dating services, property/inheritance tracers, water purifiers, living trusts and viaticals.

Appendix C: Number of Sentinel fraud complaints from United States (U.S.) consumers reporting age 50 and over by consumers' state, age range, and calendar year.

Notes: 1) This report includes fraud consumer complaints from all 50 U.S. states, the District of Columbia, and four U.S. territories - Guam (20), Minor Outlying Islands (5), Puerto Rico (260), and Virgin Islands (40). 2) Sentinel complaints may contain information from multiple consumers.

Alabama

| | Calendar Year | | | Sum: |
|-------------|---------------|------------|--------------|--------------|
| | 2002 | 2003 | 2004 | |
| 50 - 59 | 308 | 419 | 643 | 1,370 |
| 60 - 69 | 147 | 193 | 343 | 683 |
| 70 and Over | 118 | 150 | 195 | 463 |
| Sum: | 572 | 760 | 1,175 | 2,507 |

Alaska

| | Calendar Year | | | Sum: |
|-------------|---------------|------------|------------|------------|
| | 2002 | 2003 | 2004 | |
| 50 - 59 | 105 | 163 | 191 | 459 |
| 60 - 69 | 66 | 54 | 59 | 179 |
| 70 and Over | 34 | 30 | 27 | 91 |
| Sum: | 205 | 247 | 275 | 727 |

Arizona

| | Calendar Year | | | Sum: |
|-------------|---------------|--------------|--------------|--------------|
| | 2002 | 2003 | 2004 | |
| 50 - 59 | 538 | 820 | 3,392 | 4,750 |
| 60 - 69 | 254 | 419 | 631 | 1,304 |
| 70 and Over | 292 | 406 | 626 | 1,324 |
| Sum: | 1,084 | 1,645 | 4,641 | 7,370 |

Arkansas

| | Calendar Year | | | Sum: |
|-------------|---------------|------------|------------|--------------|
| | 2002 | 2003 | 2004 | |
| 50 - 59 | 120 | 246 | 294 | 660 |
| 60 - 69 | 55 | 91 | 139 | 285 |
| 70 and Over | 55 | 46 | 52 | 153 |
| Sum: | 230 | 383 | 485 | 1,098 |

California

| | Calendar Year | | | Sum: |
|-------------|---------------|--------------|---------------|---------------|
| | 2002 | 2003 | 2004 | |
| 50 - 59 | 3,072 | 4,662 | 7,046 | 14,780 |
| 60 - 69 | 1,399 | 1,840 | 2,789 | 6,028 |
| 70 and Over | 1,277 | 1,675 | 2,294 | 5,246 |
| Sum: | 5,742 | 8,174 | 12,087 | 26,003 |

Colorado

| | Calendar Year | | | Sum: |
|-------------|---------------|--------------|--------------|--------------|
| | 2002 | 2003 | 2004 | |
| 50 - 59 | 466 | 690 | 1,064 | 2,220 |
| 60 - 69 | 186 | 263 | 385 | 834 |
| 70 and Over | 173 | 150 | 289 | 612 |
| Sum: | 824 | 1,103 | 1,731 | 3,658 |

Connecticut

| | Calendar Year | | | Sum: |
|-------------|---------------|------------|------------|--------------|
| | 2002 | 2003 | 2004 | |
| 50 - 59 | 305 | 443 | 588 | 1,336 |
| 60 - 69 | 104 | 142 | 195 | 441 |
| 70 and Over | 68 | 87 | 87 | 242 |
| Sum: | 477 | 671 | 867 | 2,015 |

Delaware

| | Calendar Year | | | Sum: |
|-------------|---------------|------------|------------|------------|
| | 2002 | 2003 | 2004 | |
| 50 - 59 | 76 | 109 | 168 | 353 |
| 60 - 69 | 27 | 53 | 92 | 172 |
| 70 and Over | 15 | 25 | 87 | 127 |
| Sum: | 118 | 187 | 343 | 648 |

District Of Columbia

| | Calendar Year | | | Sum: |
|-------------|---------------|------------|------------|------------|
| | 2002 | 2003 | 2004 | |
| 50 - 59 | 100 | 157 | 202 | 459 |
| 60 - 69 | 46 | 57 | 70 | 173 |
| 70 and Over | 21 | 31 | 42 | 94 |
| Sum: | 167 | 244 | 314 | 725 |

Florida

| | Calendar Year | | | Sum: |
|-------------|---------------|--------------|--------------|---------------|
| | 2002 | 2003 | 2004 | |
| 50 - 59 | 1,585 | 2,540 | 3,899 | 8,024 |
| 60 - 69 | 846 | 1,145 | 1,717 | 3,708 |
| 70 and Over | 738 | 818 | 1,193 | 2,749 |
| Sum: | 3,167 | 4,502 | 6,786 | 14,455 |

Georgia

| | Calendar Year | | | Sum: |
|-------------|---------------|--------------|--------------|--------------|
| | 2002 | 2003 | 2004 | |
| 50 - 59 | 534 | 844 | 1,224 | 2,602 |
| 60 - 69 | 207 | 294 | 467 | 968 |
| 70 and Over | 107 | 223 | 314 | 644 |
| Sum: | 846 | 1,361 | 1,991 | 4,198 |

Guam

| | Calendar Year | | | Sum: |
|-------------|---------------|----------|----------|-----------|
| | 2002 | 2003 | 2004 | |
| 50 - 59 | 4 | 5 | 4 | 13 |
| 60 - 69 | | 3 | 1 | 4 |
| 70 and Over | 1 | 1 | 1 | 3 |
| Sum: | 5 | 9 | 6 | 20 |

Hawaii

| | Calendar Year | | | Sum: |
|-------------|---------------|------------|------------|--------------|
| | 2002 | 2003 | 2004 | |
| 50 - 59 | 120 | 196 | 299 | 615 |
| 60 - 69 | 46 | 92 | 90 | 228 |
| 70 and Over | 68 | 79 | 83 | 230 |
| Sum: | 234 | 367 | 471 | 1,072 |

Idaho

| | Calendar Year | | | Sum: |
|-------------|---------------|------------|------------|------------|
| | 2002 | 2003 | 2004 | |
| 50 - 59 | 86 | 165 | 277 | 528 |
| 60 - 69 | 50 | 60 | 98 | 208 |
| 70 and Over | 39 | 55 | 91 | 185 |
| Sum: | 175 | 280 | 465 | 920 |

Illinois

| | Calendar Year | | | Sum: |
|-------------|---------------|--------------|--------------|--------------|
| | 2002 | 2003 | 2004 | |
| 50 - 59 | 778 | 1,322 | 1,787 | 3,887 |
| 60 - 69 | 313 | 448 | 609 | 1,370 |
| 70 and Over | 304 | 315 | 524 | 1,143 |
| Sum: | 1,394 | 2,083 | 2,913 | 6,390 |

Indiana

| | Calendar Year | | | Sum: |
|-------------|---------------|--------------|--------------|--------------|
| | 2002 | 2003 | 2004 | |
| 50 - 59 | 412 | 665 | 946 | 2,023 |
| 60 - 69 | 195 | 220 | 388 | 803 |
| 70 and Over | 174 | 217 | 287 | 678 |
| Sum: | 781 | 1,100 | 1,606 | 3,487 |

Iowa

| | Calendar Year | | | Sum: |
|-------------|---------------|------------|------------|--------------|
| | 2002 | 2003 | 2004 | |
| 50 - 59 | 158 | 242 | 341 | 741 |
| 60 - 69 | 51 | 70 | 109 | 230 |
| 70 and Over | 33 | 56 | 78 | 167 |
| Sum: | 242 | 368 | 527 | 1,137 |

Kansas

| | Calendar Year | | | Sum: |
|-------------|---------------|------------|------------|--------------|
| | 2002 | 2003 | 2004 | |
| 50 - 59 | 169 | 317 | 427 | 913 |
| 60 - 69 | 66 | 108 | 142 | 316 |
| 70 and Over | 34 | 75 | 82 | 191 |
| Sum: | 269 | 500 | 651 | 1,420 |

Kentucky

| | Calendar Year | | | Sum: |
|-------------|---------------|------------|------------|--------------|
| | 2002 | 2003 | 2004 | |
| 50 - 59 | 195 | 363 | 487 | 1,045 |
| 60 - 69 | 77 | 238 | 248 | 563 |
| 70 and Over | 81 | 98 | 125 | 304 |
| Sum: | 353 | 699 | 856 | 1,908 |

Louisiana

| | Calendar Year | | | Sum: |
|-------------|---------------|------------|------------|--------------|
| | 2002 | 2003 | 2004 | |
| 50 - 59 | 241 | 368 | 562 | 1,171 |
| 60 - 69 | 127 | 138 | 199 | 464 |
| 70 and Over | 83 | 78 | 144 | 305 |
| Sum: | 450 | 584 | 904 | 1,938 |

Maine

| | Calendar Year | | | Sum: |
|-------------|---------------|------------|------------|------------|
| | 2002 | 2003 | 2004 | |
| 50 - 59 | 88 | 141 | 236 | 465 |
| 60 - 69 | 33 | 64 | 79 | 176 |
| 70 and Over | 55 | 34 | 61 | 150 |
| Sum: | 176 | 238 | 376 | 790 |

Maryland

| | Calendar Year | | | Sum: |
|-------------|---------------|--------------|--------------|--------------|
| | 2002 | 2003 | 2004 | |
| 50 - 59 | 560 | 776 | 1,122 | 2,458 |
| 60 - 69 | 199 | 316 | 460 | 975 |
| 70 and Over | 148 | 177 | 266 | 591 |
| Sum: | 905 | 1,269 | 1,841 | 4,015 |

Massachusetts

| | Calendar Year | | | Sum: |
|-------------|---------------|--------------|--------------|--------------|
| | 2002 | 2003 | 2004 | |
| 50 - 59 | 426 | 625 | 974 | 2,025 |
| 60 - 69 | 153 | 218 | 330 | 701 |
| 70 and Over | 170 | 216 | 275 | 661 |
| Sum: | 749 | 1,058 | 1,574 | 3,381 |

Michigan

| | Calendar Year | | | Sum: |
|-------------|---------------|--------------|--------------|--------------|
| | 2002 | 2003 | 2004 | |
| 50 - 59 | 633 | 1,031 | 1,641 | 3,305 |
| 60 - 69 | 259 | 425 | 635 | 1,319 |
| 70 and Over | 267 | 407 | 536 | 1,210 |
| Sum: | 1,156 | 1,863 | 2,805 | 5,824 |

Minnesota

| | Calendar Year | | | Sum: |
|-------------|---------------|------------|--------------|--------------|
| | 2002 | 2003 | 2004 | |
| 50 - 59 | 279 | 450 | 682 | 1,411 |
| 60 - 69 | 96 | 188 | 223 | 507 |
| 70 and Over | 79 | 107 | 168 | 354 |
| Sum: | 454 | 745 | 1,068 | 2,267 |

Minor Outlying Islands

| | Calendar Year | | Sum: |
|-------------|---------------|----------|----------|
| | 2003 | 2004 | |
| 50 - 59 | 2 | 2 | 4 |
| 70 and Over | | 1 | 1 |
| Sum: | 2 | 3 | 5 |

Mississippi

| | Calendar Year | | | Sum: |
|-------------|---------------|------------|------------|------------|
| | 2002 | 2003 | 2004 | |
| 50 - 59 | 111 | 196 | 268 | 575 |
| 60 - 69 | 37 | 68 | 130 | 235 |
| 70 and Over | 54 | 59 | 75 | 188 |
| Sum: | 202 | 322 | 473 | 997 |

Missouri

| | Calendar Year | | | Sum: |
|-------------|---------------|--------------|--------------|--------------|
| | 2002 | 2003 | 2004 | |
| 50 - 59 | 452 | 793 | 916 | 2,161 |
| 60 - 69 | 195 | 277 | 340 | 812 |
| 70 and Over | 173 | 288 | 276 | 737 |
| Sum: | 820 | 1,358 | 1,526 | 3,704 |

Montana

| | Calendar Year | | | Sum: |
|-------------|---------------|------------|------------|------------|
| | 2002 | 2003 | 2004 | |
| 50 - 59 | 97 | 152 | 177 | 426 |
| 60 - 69 | 57 | 65 | 88 | 210 |
| 70 and Over | 47 | 43 | 87 | 177 |
| Sum: | 201 | 260 | 349 | 810 |

Nebraska

| | Calendar Year | | | Sum: |
|-------------|---------------|------------|------------|------------|
| | 2002 | 2003 | 2004 | |
| 50 - 59 | 163 | 163 | 257 | 583 |
| 60 - 69 | 50 | 60 | 80 | 190 |
| 70 and Over | 53 | 71 | 75 | 199 |
| Sum: | 266 | 293 | 410 | 969 |

Nevada

| | Calendar Year | | | Sum: |
|-------------|---------------|------------|--------------|--------------|
| | 2002 | 2003 | 2004 | |
| 50 - 59 | 253 | 366 | 544 | 1,163 |
| 60 - 69 | 128 | 190 | 319 | 637 |
| 70 and Over | 89 | 149 | 188 | 426 |
| Sum: | 470 | 705 | 1,051 | 2,226 |

New Hampshire

| | Calendar Year | | | Sum: |
|-------------|---------------|------------|------------|--------------|
| | 2002 | 2003 | 2004 | |
| 50 - 59 | 139 | 166 | 257 | 562 |
| 60 - 69 | 56 | 78 | 111 | 245 |
| 70 and Over | 73 | 76 | 71 | 220 |
| Sum: | 267 | 320 | 438 | 1,025 |

New Jersey

| | Calendar Year | | | Sum: |
|-------------|---------------|--------------|--------------|--------------|
| | 2002 | 2003 | 2004 | |
| 50 - 59 | 574 | 963 | 1,330 | 2,867 |
| 60 - 69 | 234 | 369 | 498 | 1,101 |
| 70 and Over | 200 | 318 | 447 | 965 |
| Sum: | 1,007 | 1,649 | 2,268 | 4,924 |

New Mexico

| | Calendar Year | | | Sum: |
|-------------|---------------|------------|------------|--------------|
| | 2002 | 2003 | 2004 | |
| 50 - 59 | 154 | 226 | 337 | 717 |
| 60 - 69 | 110 | 117 | 150 | 377 |
| 70 and Over | 113 | 85 | 121 | 319 |
| Sum: | 377 | 428 | 604 | 1,409 |

New York

| | Calendar Year | | | Sum: |
|-------------|---------------|--------------|--------------|--------------|
| | 2002 | 2003 | 2004 | |
| 50 - 59 | 1,118 | 1,840 | 2,790 | 5,748 |
| 60 - 69 | 504 | 653 | 1,112 | 2,269 |
| 70 and Over | 398 | 511 | 836 | 1,745 |
| Sum: | 2,018 | 3,003 | 4,718 | 9,739 |

North Carolina

| | Calendar Year | | | Sum: |
|-------------|---------------|--------------|--------------|--------------|
| | 2002 | 2003 | 2004 | |
| 50 - 59 | 564 | 853 | 1,242 | 2,659 |
| 60 - 69 | 193 | 287 | 448 | 928 |
| 70 and Over | 151 | 232 | 281 | 664 |
| Sum: | 908 | 1,372 | 1,963 | 4,243 |

North Dakota

| | Calendar Year | | | Sum: |
|-------------|---------------|-----------|------------|------------|
| | 2002 | 2003 | 2004 | |
| 50 - 59 | 29 | 45 | 79 | 153 |
| 60 - 69 | 6 | 17 | 32 | 55 |
| 70 and Over | 34 | 18 | 24 | 76 |
| Sum: | 68 | 80 | 135 | 283 |

Ohio

| | Calendar Year | | | Sum: |
|-------------|---------------|--------------|--------------|--------------|
| | 2002 | 2003 | 2004 | |
| 50 - 59 | 757 | 1,285 | 1,847 | 3,889 |
| 60 - 69 | 337 | 434 | 729 | 1,500 |
| 70 and Over | 310 | 474 | 608 | 1,392 |
| Sum: | 1,402 | 2,192 | 3,166 | 6,760 |

Oklahoma

| | Calendar Year | | | Sum: |
|-------------|---------------|------------|------------|--------------|
| | 2002 | 2003 | 2004 | |
| 50 - 59 | 259 | 388 | 531 | 1,178 |
| 60 - 69 | 110 | 164 | 219 | 493 |
| 70 and Over | 86 | 121 | 189 | 396 |
| Sum: | 455 | 673 | 938 | 2,066 |

Oregon

| | Calendar Year | | | Sum: |
|-------------|---------------|------------|--------------|--------------|
| | 2002 | 2003 | 2004 | |
| 50 - 59 | 416 | 539 | 827 | 1,782 |
| 60 - 69 | 158 | 229 | 290 | 677 |
| 70 and Over | 76 | 112 | 168 | 356 |
| Sum: | 650 | 880 | 1,283 | 2,813 |

Pennsylvania

| | Calendar Year | | | Sum: |
|-------------|---------------|--------------|--------------|--------------|
| | 2002 | 2003 | 2004 | |
| 50 - 59 | 897 | 1,381 | 2,177 | 4,455 |
| 60 - 69 | 402 | 551 | 768 | 1,721 |
| 70 and Over | 453 | 508 | 721 | 1,682 |
| Sum: | 1,750 | 2,440 | 3,654 | 7,844 |

Puerto Rico

| | Calendar Year | | | Sum: |
|-------------|---------------|-----------|------------|------------|
| | 2002 | 2003 | 2004 | |
| 50 - 59 | 36 | 32 | 93 | 161 |
| 60 - 69 | 6 | 21 | 50 | 77 |
| 70 and Over | 4 | 5 | 14 | 23 |
| Sum: | 46 | 58 | 156 | 260 |

Rhode Island

| | Calendar Year | | | Sum: |
|-------------|---------------|------------|------------|------------|
| | 2002 | 2003 | 2004 | |
| 50 - 59 | 60 | 124 | 155 | 339 |
| 60 - 69 | 39 | 34 | 61 | 134 |
| 70 and Over | 30 | 43 | 50 | 123 |
| Sum: | 129 | 201 | 264 | 594 |

South Carolina

| | Calendar Year | | | Sum: |
|-------------|---------------|------------|--------------|--------------|
| | 2002 | 2003 | 2004 | |
| 50 - 59 | 246 | 385 | 1,227 | 1,858 |
| 60 - 69 | 132 | 154 | 290 | 576 |
| 70 and Over | 74 | 128 | 170 | 372 |
| Sum: | 452 | 667 | 1,680 | 2,799 |

South Dakota

| | Calendar Year | | | Sum: |
|-------------|---------------|------------|------------|------------|
| | 2002 | 2003 | 2004 | |
| 50 - 59 | 36 | 67 | 80 | 183 |
| 60 - 69 | 12 | 29 | 33 | 74 |
| 70 and Over | 10 | 37 | 29 | 76 |
| Sum: | 58 | 133 | 142 | 333 |

Tennessee

| | Calendar Year | | | Sum: |
|-------------|---------------|------------|--------------|--------------|
| | 2002 | 2003 | 2004 | |
| 50 - 59 | 384 | 576 | 855 | 1,815 |
| 60 - 69 | 169 | 204 | 331 | 704 |
| 70 and Over | 166 | 166 | 215 | 547 |
| Sum: | 719 | 946 | 1,394 | 3,059 |

Texas

| | Calendar Year | | | Sum: |
|-------------|---------------|--------------|--------------|---------------|
| | 2002 | 2003 | 2004 | |
| 50 - 59 | 1,479 | 2,114 | 3,188 | 6,781 |
| 60 - 69 | 592 | 871 | 1,292 | 2,755 |
| 70 and Over | 513 | 623 | 799 | 1,935 |
| Sum: | 2,584 | 3,606 | 5,267 | 11,457 |

Utah

| | Calendar Year | | | Sum: |
|-------------|---------------|------------|------------|--------------|
| | 2002 | 2003 | 2004 | |
| 50 - 59 | 133 | 252 | 338 | 723 |
| 60 - 69 | 69 | 91 | 152 | 312 |
| 70 and Over | 84 | 99 | 142 | 325 |
| Sum: | 284 | 442 | 630 | 1,356 |

Vermont

| | Calendar Year | | | Sum: |
|-------------|---------------|------------|------------|------------|
| | 2002 | 2003 | 2004 | |
| 50 - 59 | 48 | 62 | 114 | 224 |
| 60 - 69 | 9 | 37 | 29 | 75 |
| 70 and Over | 7 | 6 | 14 | 27 |
| Sum: | 64 | 105 | 156 | 325 |

Virginia

| | Calendar Year | | | Sum: |
|-------------|---------------|--------------|--------------|--------------|
| | 2002 | 2003 | 2004 | |
| 50 - 59 | 721 | 1,109 | 1,511 | 3,341 |
| 60 - 69 | 243 | 383 | 553 | 1,179 |
| 70 and Over | 225 | 280 | 374 | 879 |
| Sum: | 1,189 | 1,771 | 2,431 | 5,391 |

Virgin Islands

| | Calendar Year | | | Sum: |
|-------------|---------------|----------|-----------|-----------|
| | 2002 | 2003 | 2004 | |
| 50 - 59 | 6 | 6 | 13 | 25 |
| 60 - 69 | 6 | 2 | 5 | 13 |
| 70 and Over | 1 | | 1 | 2 |
| Sum: | 13 | 8 | 19 | 40 |

Washington

| | Calendar Year | | | Sum: |
|-------------|---------------|--------------|--------------|--------------|
| | 2002 | 2003 | 2004 | |
| 50 - 59 | 704 | 1,014 | 1,472 | 3,190 |
| 60 - 69 | 275 | 354 | 752 | 1,381 |
| 70 and Over | 183 | 346 | 542 | 1,071 |
| Sum: | 1,160 | 1,713 | 2,753 | 5,626 |

West Virginia

| | Calendar Year | | | Sum: |
|-------------|---------------|------------|------------|--------------|
| | 2002 | 2003 | 2004 | |
| 50 - 59 | 146 | 193 | 282 | 621 |
| 60 - 69 | 64 | 58 | 179 | 301 |
| 70 and Over | 69 | 48 | 34 | 151 |
| Sum: | 278 | 299 | 495 | 1,072 |

Wisconsin

| | Calendar Year | | | Sum: |
|-------------|---------------|------------|--------------|--------------|
| | 2002 | 2003 | 2004 | |
| 50 - 59 | 300 | 506 | 846 | 1,652 |
| 60 - 69 | 120 | 195 | 297 | 612 |
| 70 and Over | 157 | 168 | 150 | 475 |
| Sum: | 577 | 868 | 1,288 | 2,733 |

Wyoming

| | <i>Calendar Year</i> | | | |
|--------------------|----------------------|-------------|-------------|-------------|
| | 2002 | 2003 | 2004 | Sum: |
| 50 - 59 | 55 | 70 | 116 | 241 |
| 60 - 69 | 15 | 19 | 51 | 85 |
| 70 and Over | 25 | 10 | 25 | 60 |
| Sum: | 95 | 99 | 192 | 386 |

Appendix D: Top Sentinel fraud complaint categories for United States (U.S.) consumers reporting age 50 and over by calendar year

Notes: 1) This report includes fraud consumer complaints from all 50 U.S. states, the District of Columbia, and four U.S. territories - Guam (20), Minor Outlying Islands (5), Puerto Rico (260), and Virgin Islands (40). 2) Sentinel complaints may contain information from multiple consumers.

| | 2002 | 2003 | 2004 | Sum: |
|---|-------|-------|--------|---------------|
| Advance-Fee Loans and Credit Protection/Repair | 2,848 | 2,868 | 3,072 | 8,788 |
| Business Opps and Work-at-Home Plans | 2,089 | 2,311 | 2,988 | 7,388 |
| Debt Management/Credit Counseling | | 11 | 1,269 | 1,280 |
| Foreign Money Offers | 3,906 | 4,929 | 8,340 | 17,175 |
| Health Care | 2,940 | 1,500 | 2,075 | 6,515 |
| Internet Auctions | 4,124 | 8,542 | 15,783 | 28,449 |
| Internet Services and Computer Complaints | 5,025 | 7,902 | 9,312 | 22,239 |
| Investments | 612 | 630 | 868 | 2,110 |
| Magazines and Buyers Clubs | 1,061 | 1,242 | 1,655 | 3,958 |
| Multi-Level Mktg/Pyramids/Chain Letters | 423 | 442 | 555 | 1,420 |
| Office Supplies and Services | 370 | 555 | 1,158 | 2,083 |
| Prizes/Sweepstakes and Lotteries | 5,318 | 8,117 | 11,803 | 25,238 |
| Shop-at-Home/Catalog Sales | 4,228 | 8,089 | 8,658 | 20,975 |
| Telephone Services | 2,389 | 3,662 | 4,716 | 10,767 |
| Travel, Vacations and Timeshare | 759 | 1,104 | 1,141 | 3,004 |

**Appendix D: Top Sentinel fraud complaint categories for United States
(U.S.) consumers reporting age 50 and over by consumer age range**

Notes: 1) This report includes fraud consumer complaints from all 50 U.S. states, the District of Columbia, and four U.S. territories - Guam (20), Minor Outlying Islands (5), Puerto Rico (260), and Virgin Islands (40). 2) Sentinel complaints may contain information from multiple consumers.

Age Range 50 - 59

| | 2002 | 2003 | 2004 | Sum: |
|---|-------------|-------------|-------------|---------------|
| Advance-Fee Loans and Credit Protection/Repair | 1,896 | 1,858 | 2,032 | 5,786 |
| Business Opps and Work-at-Home Plans | 1,389 | 1,463 | 1,915 | 4,767 |
| Debt Management/Credit Counseling | | 8 | 735 | 743 |
| Foreign Money Offers | 2,555 | 3,381 | 5,464 | 11,400 |
| Health Care | 873 | 728 | 1,082 | 2,683 |
| Internet Auctions | 3,113 | 6,497 | 11,812 | 21,422 |
| Internet Services and Computer Complaints | 3,380 | 5,271 | 5,917 | 14,568 |
| Investments | 292 | 321 | 391 | 1,004 |
| Magazines and Buyers Clubs | 508 | 642 | 815 | 1,965 |
| Multi-Level Mktg/Pyramids/Chain Letters | 285 | 297 | 364 | 946 |
| Office Supplies and Services | 279 | 372 | 799 | 1,450 |
| Prizes/Sweepstakes and Lotteries | 863 | 1,468 | 2,691 | 5,022 |
| Shop-at-Home/Catalog Sales | 2,524 | 5,000 | 5,349 | 12,873 |
| Telephone Services | 1,309 | 2,109 | 2,593 | 6,011 |
| Travel, Vacations and Timeshare | 414 | 602 | 621 | 1,637 |

Age Range 60 - 69

| | 2002 | 2003 | 2004 | Sum: |
|---|-------------|-------------|-------------|--------------|
| Advance-Fee Loans and Credit Protection/Repair | 637 | 653 | 707 | 1,997 |
| Business Opps and Work-at-Home Plans | 495 | 548 | 683 | 1,726 |
| Debt Management/Credit Counseling | | 2 | 351 | 353 |
| Foreign Money Offers | 1,052 | 1,222 | 2,233 | 4,507 |
| Health Care | 861 | 434 | 552 | 1,847 |
| Internet Auctions | 816 | 1,710 | 3,347 | 5,873 |
| Internet Services and Computer Complaints | 1,171 | 1,891 | 2,406 | 5,468 |
| Investments | 175 | 163 | 254 | 592 |
| Magazines and Buyers Clubs | 312 | 341 | 463 | 1,116 |
| Multi-Level Mktg/Pyramids/Chain Letters | 108 | 107 | 130 | 345 |
| Office Supplies and Services | 67 | 130 | 269 | 466 |
| Prizes/Sweepstakes and Lotteries | 1,013 | 1,503 | 2,309 | 4,825 |
| Shop-at-Home/Catalog Sales | 989 | 1,886 | 2,114 | 4,989 |
| Telephone Services | 673 | 957 | 1,307 | 2,937 |
| Travel, Vacations and Timeshare | 226 | 331 | 319 | 876 |

Age Range 70 and Over

| | 2002 | 2003 | 2004 | Sum: |
|---|-------------|-------------|-------------|---------------|
| Advance-Fee Loans and Credit Protection/Repair | 321 | 360 | 350 | 1,031 |
| Business Opps and Work-at-Home Plans | 205 | 301 | 394 | 900 |
| Debt Management/Credit Counseling | | 1 | 188 | 189 |
| Foreign Money Offers | 299 | 327 | 651 | 1,277 |
| Health Care | 1,210 | 338 | 473 | 2,021 |
| Internet Auctions | 195 | 335 | 624 | 1,154 |
| Internet Services and Computer Complaints | 476 | 740 | 1,005 | 2,221 |
| Investments | 146 | 147 | 231 | 524 |
| Magazines and Buyers Clubs | 244 | 262 | 395 | 901 |
| Multi-Level Mktg/Pyramids/Chain Letters | 30 | 38 | 61 | 129 |
| Office Supplies and Services | 25 | 53 | 93 | 171 |
| Prizes/Sweepstakes and Lotteries | 3,451 | 5,160 | 6,963 | 15,574 |
| Shop-at-Home/Catalog Sales | 715 | 1,206 | 1,199 | 3,120 |
| Telephone Services | 416 | 601 | 856 | 1,873 |
| Travel, Vacations and Timeshare | 120 | 171 | 210 | 501 |

Appendix D: Top Sentinel fraud complaint categories for United States (U.S.) consumers reporting age 50 and over by consumer state

Notes: 1) This report includes fraud consumer complaints from all 50 U.S. states, the District of Columbia, and four U.S. territories - Guam (20), Minor Outlying Islands (5), Puerto Rico (260), and Virgin Islands (40). 2) Sentinel complaints may contain information from multiple consumers.

Alabama

| | 2002 | 2003 | 2004 | Sum: |
|---|------|------|------|------------|
| Advance-Fee Loans and Credit Protection/Repair | 54 | 58 | 43 | 155 |
| Business Opps and Work-at-Home Plans | 32 | 22 | 41 | 95 |
| Debt Management/Credit Counseling | | | 28 | 28 |
| Foreign Money Offers | 45 | 50 | 137 | 232 |
| Health Care | 33 | 28 | 34 | 95 |
| Internet Auctions | 63 | 108 | 202 | 373 |
| Internet Services and Computer Complaints | 81 | 104 | 128 | 313 |
| Investments | 7 | 7 | 15 | 29 |
| Magazines and Buyers Clubs | 14 | 14 | 33 | 61 |
| Multi-Level Mktg/Pyramids/Chain Letters | 3 | 4 | 10 | 17 |
| Office Supplies and Services | 3 | 4 | 23 | 30 |
| Prizes/Sweepstakes and Lotteries | 85 | 110 | 175 | 370 |
| Shop-at-Home/Catalog Sales | 62 | 107 | 114 | 283 |
| Telephone Services | 34 | 63 | 63 | 160 |
| Travel, Vacations and Timeshare | 11 | 20 | 11 | 42 |

Alaska

| | 2002 | 2003 | 2004 | Sum: |
|---|-------------|-------------|-------------|-------------|
| Advance-Fee Loans and Credit Protection/Repair | 25 | 22 | 16 | 63 |
| Business Opps and Work-at-Home Plans | 4 | 3 | 6 | 13 |
| Debt Management/Credit Counseling | | | 1 | 1 |
| Foreign Money Offers | 18 | 21 | 38 | 77 |
| Health Care | 12 | 5 | 5 | 22 |
| Internet Auctions | 23 | 36 | 47 | 106 |
| Internet Services and Computer Complaints | 30 | 29 | 21 | 80 |
| Investments | 5 | 4 | 1 | 10 |
| Magazines and Buyers Clubs | 11 | 5 | 13 | 29 |
| Multi-Level Mktg/Pyramids/Chain Letters | 1 | 2 | 1 | 4 |
| Office Supplies and Services | 3 | 5 | 8 | 16 |
| Prizes/Sweepstakes and Lotteries | 36 | 51 | 56 | 143 |
| Shop-at-Home/Catalog Sales | 13 | 25 | 22 | 60 |
| Telephone Services | 6 | 10 | 6 | 22 |
| Travel, Vacations and Timeshare | 4 | 4 | 4 | 12 |

Arizona

| | 2002 | 2003 | 2004 | Sum: |
|---|-------------|-------------|-------------|-------------|
| Advance-Fee Loans and Credit Protection/Repair | 79 | 83 | 76 | 238 |
| Business Opps and Work-at-Home Plans | 46 | 65 | 86 | 197 |
| Debt Management/Credit Counseling | | | 51 | 51 |
| Foreign Money Offers | 98 | 139 | 245 | 482 |
| Health Care | 93 | 33 | 52 | 178 |
| Internet Auctions | 122 | 212 | 430 | 764 |
| Internet Services and Computer Complaints | 95 | 204 | 254 | 553 |
| Investments | 18 | 18 | 30 | 66 |
| Magazines and Buyers Clubs | 22 | 28 | 42 | 92 |
| Multi-Level Mktg/Pyramids/Chain Letters | 8 | 13 | 15 | 36 |
| Office Supplies and Services | 8 | 14 | 21 | 43 |
| Prizes/Sweepstakes and Lotteries | 170 | 283 | 462 | 915 |
| Shop-at-Home/Catalog Sales | 111 | 184 | 216 | 511 |
| Telephone Services | 63 | 80 | 97 | 240 |
| Travel, Vacations and Timeshare | 16 | 35 | 28 | 79 |

Arkansas

| | 2002 | 2003 | 2004 | Sum: |
|---|-------------|-------------|-------------|-------------|
| Advance-Fee Loans and Credit Protection/Repair | 19 | 26 | 15 | 60 |
| Business Opps and Work-at-Home Plans | 17 | 17 | 16 | 50 |
| Debt Management/Credit Counseling | | | 20 | 20 |
| Foreign Money Offers | 16 | 43 | 52 | 111 |
| Health Care | 30 | 8 | 4 | 42 |
| Internet Auctions | 24 | 70 | 129 | 223 |
| Internet Services and Computer Complaints | 30 | 61 | 59 | 150 |
| Investments | 1 | 4 | 4 | 9 |
| Magazines and Buyers Clubs | 4 | 4 | 6 | 14 |
| Multi-Level Mktg/Pyramids/Chain Letters | | 5 | 6 | 11 |
| Office Supplies and Services | 4 | 3 | 6 | 13 |
| Prizes/Sweepstakes and Lotteries | 7 | 12 | 31 | 50 |
| Shop-at-Home/Catalog Sales | 38 | 61 | 61 | 160 |
| Telephone Services | 12 | 29 | 18 | 59 |
| Travel, Vacations and Timeshare | 4 | 11 | 4 | 19 |

California

| | 2002 | 2003 | 2004 | Sum: |
|---|-------------|-------------|-------------|--------------|
| Advance-Fee Loans and Credit Protection/Repair | 400 | 338 | 483 | 1,221 |
| Business Opps and Work-at-Home Plans | 321 | 326 | 427 | 1,074 |
| Debt Management/Credit Counseling | | 1 | 79 | 80 |
| Foreign Money Offers | 663 | 740 | 1,335 | 2,738 |
| Health Care | 328 | 198 | 330 | 856 |
| Internet Auctions | 583 | 1,278 | 2,149 | 4,010 |
| Internet Services and Computer Complaints | 744 | 1,088 | 1,309 | 3,141 |
| Investments | 121 | 98 | 144 | 363 |
| Magazines and Buyers Clubs | 160 | 189 | 286 | 635 |
| Multi-Level Mktg/Pyramids/Chain Letters | 85 | 58 | 78 | 221 |
| Office Supplies and Services | 74 | 82 | 205 | 361 |
| Prizes/Sweepstakes and Lotteries | 851 | 1,272 | 1,716 | 3,839 |
| Shop-at-Home/Catalog Sales | 591 | 1,150 | 1,300 | 3,041 |
| Telephone Services | 292 | 469 | 544 | 1,305 |
| Travel, Vacations and Timeshare | 119 | 147 | 170 | 436 |

Colorado

| | 2002 | 2003 | 2004 | Sum: |
|---|-------------|-------------|-------------|-------------|
| Advance-Fee Loans and Credit Protection/Repair | 66 | 39 | 53 | 158 |
| Business Opps and Work-at-Home Plans | 56 | 54 | 82 | 192 |
| Debt Management/Credit Counseling | | | 9 | 9 |
| Foreign Money Offers | 89 | 129 | 268 | 486 |
| Health Care | 52 | 20 | 42 | 114 |
| Internet Auctions | 87 | 180 | 331 | 598 |
| Internet Services and Computer Complaints | 99 | 157 | 181 | 437 |
| Investments | 14 | 16 | 20 | 50 |
| Magazines and Buyers Clubs | 28 | 21 | 36 | 85 |
| Multi-Level Mktg/Pyramids/Chain Letters | 8 | 14 | 10 | 32 |
| Office Supplies and Services | 10 | 6 | 19 | 35 |
| Prizes/Sweepstakes and Lotteries | 84 | 134 | 226 | 444 |
| Shop-at-Home/Catalog Sales | 80 | 146 | 159 | 385 |
| Telephone Services | 37 | 53 | 65 | 155 |
| Travel, Vacations and Timeshare | 16 | 15 | 21 | 52 |

Connecticut

| | 2002 | 2003 | 2004 | Sum: |
|---|-------------|-------------|-------------|-------------|
| Advance-Fee Loans and Credit Protection/Repair | 40 | 30 | 41 | 111 |
| Business Opps and Work-at-Home Plans | 31 | 33 | 23 | 87 |
| Debt Management/Credit Counseling | | | 8 | 8 |
| Foreign Money Offers | 61 | 64 | 93 | 218 |
| Health Care | 49 | 8 | 21 | 78 |
| Internet Auctions | 51 | 126 | 232 | 409 |
| Internet Services and Computer Complaints | 62 | 115 | 89 | 266 |
| Investments | 10 | 8 | 8 | 26 |
| Magazines and Buyers Clubs | 10 | 18 | 8 | 36 |
| Multi-Level Mktg/Pyramids/Chain Letters | 7 | 6 | 7 | 20 |
| Office Supplies and Services | 1 | 9 | 7 | 17 |
| Prizes/Sweepstakes and Lotteries | 23 | 40 | 60 | 123 |
| Shop-at-Home/Catalog Sales | 66 | 111 | 101 | 278 |
| Telephone Services | 17 | 28 | 39 | 84 |
| Travel, Vacations and Timeshare | 4 | 9 | 11 | 24 |

Delaware

| | 2002 | 2003 | 2004 | Sum: |
|---|-------------|-------------|-------------|-------------|
| Advance-Fee Loans and Credit Protection/Repair | 9 | 18 | 7 | 34 |
| Business Opps and Work-at-Home Plans | 9 | 5 | 12 | 26 |
| Debt Management/Credit Counseling | | | 5 | 5 |
| Foreign Money Offers | 5 | 12 | 15 | 32 |
| Health Care | 8 | 8 | 12 | 28 |
| Internet Auctions | 12 | 19 | 38 | 69 |
| Internet Services and Computer Complaints | 21 | 28 | 34 | 83 |
| Investments | 2 | 3 | 7 | 12 |
| Magazines and Buyers Clubs | 3 | 2 | 6 | 11 |
| Multi-Level Mktg/Pyramids/Chain Letters | 1 | | 4 | 5 |
| Office Supplies and Services | 2 | 1 | 6 | 9 |
| Prizes/Sweepstakes and Lotteries | 12 | 27 | 87 | 126 |
| Shop-at-Home/Catalog Sales | 13 | 24 | 36 | 73 |
| Telephone Services | 13 | 15 | 19 | 47 |
| Travel, Vacations and Timeshare | 3 | 2 | 4 | 9 |

District Of Columbia

| | 2002 | 2003 | 2004 | Sum: |
|---|-------------|-------------|-------------|-------------|
| Advance-Fee Loans and Credit Protection/Repair | 20 | 24 | 11 | 55 |
| Business Opps and Work-at-Home Plans | 9 | 14 | 8 | 31 |
| Debt Management/Credit Counseling | | | 3 | 3 |
| Foreign Money Offers | 21 | 15 | 19 | 55 |
| Health Care | 5 | 5 | 8 | 18 |
| Internet Auctions | 7 | 13 | 24 | 44 |
| Internet Services and Computer Complaints | 38 | 73 | 85 | 196 |
| Investments | | 3 | 1 | 4 |
| Magazines and Buyers Clubs | 14 | 4 | 14 | 32 |
| Multi-Level Mktg/Pyramids/Chain Letters | 1 | | 1 | 2 |
| Office Supplies and Services | 5 | 4 | 5 | 14 |
| Prizes/Sweepstakes and Lotteries | 11 | 29 | 43 | 83 |
| Shop-at-Home/Catalog Sales | 8 | 17 | 29 | 54 |
| Telephone Services | 9 | 25 | 16 | 50 |
| Travel, Vacations and Timeshare | 8 | 10 | 9 | 27 |

Florida

| | 2002 | 2003 | 2004 | Sum: |
|---|-------------|-------------|-------------|--------------|
| Advance-Fee Loans and Credit Protection/Repair | 204 | 201 | 269 | 674 |
| Business Opps and Work-at-Home Plans | 199 | 210 | 258 | 667 |
| Debt Management/Credit Counseling | | | 103 | 103 |
| Foreign Money Offers | 352 | 481 | 699 | 1,532 |
| Health Care | 495 | 171 | 202 | 868 |
| Internet Auctions | 313 | 683 | 1,178 | 2,174 |
| Internet Services and Computer Complaints | 409 | 731 | 832 | 1,972 |
| Investments | 58 | 59 | 101 | 218 |
| Magazines and Buyers Clubs | 97 | 106 | 115 | 318 |
| Multi-Level Mktg/Pyramids/Chain Letters | 33 | 35 | 46 | 114 |
| Office Supplies and Services | 19 | 38 | 75 | 132 |
| Prizes/Sweepstakes and Lotteries | 131 | 309 | 630 | 1,070 |
| Shop-at-Home/Catalog Sales | 324 | 647 | 663 | 1,634 |
| Telephone Services | 236 | 360 | 443 | 1,039 |
| Travel, Vacations and Timeshare | 57 | 91 | 99 | 247 |

Georgia

| | 2002 | 2003 | 2004 | Sum: |
|---|-------------|-------------|-------------|-------------|
| Advance-Fee Loans and Credit Protection/Repair | 59 | 83 | 96 | 238 |
| Business Opps and Work-at-Home Plans | 41 | 67 | 71 | 179 |
| Debt Management/Credit Counseling | | | 40 | 40 |
| Foreign Money Offers | 95 | 109 | 229 | 433 |
| Health Care | 46 | 34 | 50 | 130 |
| Internet Auctions | 86 | 180 | 324 | 590 |
| Internet Services and Computer Complaints | 123 | 186 | 222 | 531 |
| Investments | 17 | 20 | 22 | 59 |
| Magazines and Buyers Clubs | 25 | 34 | 52 | 111 |
| Multi-Level Mktg/Pyramids/Chain Letters | 10 | 2 | 14 | 26 |
| Office Supplies and Services | 5 | 8 | 32 | 45 |
| Prizes/Sweepstakes and Lotteries | 98 | 178 | 269 | 545 |
| Shop-at-Home/Catalog Sales | 80 | 193 | 190 | 463 |
| Telephone Services | 59 | 104 | 132 | 295 |
| Travel, Vacations and Timeshare | 20 | 31 | 34 | 85 |

Guam

| | 2002 | 2003 | 2004 | Sum: |
|---|------|------|------|------|
| Advance-Fee Loans and Credit Protection/Repair | | | 1 | 1 |
| Business Opps and Work-at-Home Plans | | | 1 | 1 |
| Internet Auctions | 1 | 3 | 2 | 6 |
| Internet Services and Computer Complaints | 2 | 1 | 1 | 4 |
| Investments | 2 | | | 2 |
| Magazines and Buyers Clubs | | | 1 | 1 |
| Shop-at-Home/Catalog Sales | | 4 | | 4 |
| Telephone Services | | 1 | | 1 |

Hawaii

| | 2002 | 2003 | 2004 | Sum: |
|---|-------------|-------------|-------------|-------------|
| Advance-Fee Loans and Credit Protection/Repair | 10 | 18 | 17 | 45 |
| Business Opps and Work-at-Home Plans | 12 | 14 | 9 | 35 |
| Debt Management/Credit Counseling | | | 8 | 8 |
| Foreign Money Offers | 23 | 23 | 32 | 78 |
| Health Care | 4 | 5 | 8 | 17 |
| Internet Auctions | 30 | 62 | 105 | 197 |
| Internet Services and Computer Complaints | 26 | 36 | 48 | 110 |
| Investments | 3 | 3 | 2 | 8 |
| Magazines and Buyers Clubs | 1 | 8 | 6 | 15 |
| Multi-Level Mktg/Pyramids/Chain Letters | 2 | 3 | 2 | 7 |
| Office Supplies and Services | 2 | 6 | 11 | 19 |
| Prizes/Sweepstakes and Lotteries | 37 | 86 | 87 | 210 |
| Shop-at-Home/Catalog Sales | 23 | 59 | 75 | 157 |
| Telephone Services | 10 | 8 | 21 | 39 |
| Travel, Vacations and Timeshare | 2 | 1 | 5 | 8 |

Idaho

| | 2002 | 2003 | 2004 | Sum: |
|---|-------------|-------------|-------------|-------------|
| Advance-Fee Loans and Credit Protection/Repair | 11 | 17 | 17 | 45 |
| Business Opps and Work-at-Home Plans | 6 | 10 | 18 | 34 |
| Debt Management/Credit Counseling | | | 14 | 14 |
| Foreign Money Offers | 18 | 18 | 41 | 77 |
| Health Care | 4 | 4 | 11 | 19 |
| Internet Auctions | 28 | 60 | 122 | 210 |
| Internet Services and Computer Complaints | 28 | 28 | 44 | 100 |
| Investments | 2 | | 3 | 5 |
| Magazines and Buyers Clubs | 1 | 5 | 7 | 13 |
| Multi-Level Mktg/Pyramids/Chain Letters | 1 | 3 | 1 | 5 |
| Office Supplies and Services | | 1 | 5 | 6 |
| Prizes/Sweepstakes and Lotteries | 34 | 54 | 77 | 165 |
| Shop-at-Home/Catalog Sales | 18 | 38 | 40 | 96 |
| Telephone Services | 12 | 15 | 17 | 44 |
| Travel, Vacations and Timeshare | 1 | 3 | 8 | 12 |

Illinois

| | 2002 | 2003 | 2004 | Sum: |
|---|-------------|-------------|-------------|--------------|
| Advance-Fee Loans and Credit Protection/Repair | 94 | 106 | 107 | 307 |
| Business Opps and Work-at-Home Plans | 82 | 78 | 114 | 274 |
| Debt Management/Credit Counseling | | | 49 | 49 |
| Foreign Money Offers | 127 | 113 | 221 | 461 |
| Health Care | 92 | 56 | 61 | 209 |
| Internet Auctions | 156 | 313 | 582 | 1,051 |
| Internet Services and Computer Complaints | 153 | 237 | 302 | 692 |
| Investments | 23 | 17 | 17 | 57 |
| Magazines and Buyers Clubs | 30 | 35 | 57 | 122 |
| Multi-Level Mktg/Pyramids/Chain Letters | 9 | 13 | 17 | 39 |
| Office Supplies and Services | 12 | 15 | 42 | 69 |
| Prizes/Sweepstakes and Lotteries | 239 | 304 | 449 | 992 |
| Shop-at-Home/Catalog Sales | 162 | 296 | 326 | 784 |
| Telephone Services | 112 | 149 | 189 | 450 |
| Travel, Vacations and Timeshare | 22 | 47 | 43 | 112 |

Indiana

| | 2002 | 2003 | 2004 | Sum: |
|---|-------------|-------------|-------------|-------------|
| Advance-Fee Loans and Credit Protection/Repair | 64 | 59 | 74 | 197 |
| Business Opps and Work-at-Home Plans | 46 | 36 | 48 | 130 |
| Debt Management/Credit Counseling | | | 12 | 12 |
| Foreign Money Offers | 55 | 83 | 196 | 334 |
| Health Care | 44 | 38 | 41 | 123 |
| Internet Auctions | 98 | 157 | 311 | 566 |
| Internet Services and Computer Complaints | 77 | 134 | 144 | 355 |
| Investments | 6 | 12 | 22 | 40 |
| Magazines and Buyers Clubs | 18 | 26 | 25 | 69 |
| Multi-Level Mktg/Pyramids/Chain Letters | 5 | 16 | 10 | 31 |
| Office Supplies and Services | 7 | 14 | 20 | 41 |
| Prizes/Sweepstakes and Lotteries | 173 | 174 | 252 | 599 |
| Shop-at-Home/Catalog Sales | 74 | 148 | 134 | 356 |
| Telephone Services | 37 | 85 | 101 | 223 |
| Travel, Vacations and Timeshare | 19 | 14 | 18 | 51 |

Iowa

| | 2002 | 2003 | 2004 | Sum: |
|---|-------------|-------------|-------------|-------------|
| Advance-Fee Loans and Credit Protection/Repair | 32 | 23 | 19 | 74 |
| Business Opps and Work-at-Home Plans | 10 | 10 | 24 | 44 |
| Debt Management/Credit Counseling | | | 13 | 13 |
| Foreign Money Offers | 36 | 27 | 47 | 110 |
| Health Care | 12 | 8 | 17 | 37 |
| Internet Auctions | 29 | 83 | 145 | 257 |
| Internet Services and Computer Complaints | 25 | 52 | 55 | 132 |
| Investments | 2 | 6 | 3 | 11 |
| Magazines and Buyers Clubs | 8 | 7 | 12 | 27 |
| Multi-Level Mktg/Pyramids/Chain Letters | 3 | 4 | 4 | 11 |
| Office Supplies and Services | 2 | 1 | 5 | 8 |
| Prizes/Sweepstakes and Lotteries | 13 | 28 | 38 | 79 |
| Shop-at-Home/Catalog Sales | 32 | 59 | 73 | 164 |
| Telephone Services | 12 | 16 | 22 | 50 |
| Travel, Vacations and Timeshare | 3 | 8 | 6 | 17 |

Kansas

| | 2002 | 2003 | 2004 | Sum: |
|---|-------------|-------------|-------------|-------------|
| Advance-Fee Loans and Credit Protection/Repair | 28 | 17 | 30 | 75 |
| Business Opps and Work-at-Home Plans | 19 | 17 | 28 | 64 |
| Debt Management/Credit Counseling | | | 15 | 15 |
| Foreign Money Offers | 32 | 111 | 75 | 218 |
| Health Care | 14 | 14 | 20 | 48 |
| Internet Auctions | 31 | 87 | 146 | 264 |
| Internet Services and Computer Complaints | 21 | 55 | 67 | 143 |
| Investments | 3 | 10 | 12 | 25 |
| Magazines and Buyers Clubs | 12 | 6 | 10 | 28 |
| Multi-Level Mktg/Pyramids/Chain Letters | 5 | 8 | 6 | 19 |
| Office Supplies and Services | | 2 | 8 | 10 |
| Prizes/Sweepstakes and Lotteries | 25 | 54 | 56 | 135 |
| Shop-at-Home/Catalog Sales | 21 | 52 | 73 | 146 |
| Telephone Services | 19 | 25 | 37 | 81 |
| Travel, Vacations and Timeshare | 6 | 8 | 8 | 22 |

Kentucky

| | 2002 | 2003 | 2004 | Sum: |
|---|-------------|-------------|-------------|-------------|
| Advance-Fee Loans and Credit Protection/Repair | 27 | 28 | 32 | 87 |
| Business Opps and Work-at-Home Plans | 18 | 22 | 27 | 67 |
| Debt Management/Credit Counseling | | 1 | 8 | 9 |
| Foreign Money Offers | 25 | 180 | 88 | 293 |
| Health Care | 20 | 18 | 17 | 55 |
| Internet Auctions | 36 | 91 | 194 | 321 |
| Internet Services and Computer Complaints | 44 | 65 | 83 | 192 |
| Investments | 2 | 3 | 9 | 14 |
| Magazines and Buyers Clubs | 4 | 10 | 15 | 29 |
| Multi-Level Mktg/Pyramids/Chain Letters | 6 | 4 | 5 | 15 |
| Office Supplies and Services | 3 | 8 | 10 | 21 |
| Prizes/Sweepstakes and Lotteries | 76 | 93 | 113 | 282 |
| Shop-at-Home/Catalog Sales | 34 | 83 | 117 | 234 |
| Telephone Services | 21 | 28 | 41 | 90 |
| Travel, Vacations and Timeshare | 6 | 7 | 8 | 21 |

Louisiana

| | 2002 | 2003 | 2004 | Sum: |
|---|-------------|-------------|-------------|-------------|
| Advance-Fee Loans and Credit Protection/Repair | 38 | 36 | 48 | 122 |
| Business Opps and Work-at-Home Plans | 18 | 21 | 44 | 83 |
| Debt Management/Credit Counseling | | | 15 | 15 |
| Foreign Money Offers | 37 | 35 | 89 | 161 |
| Health Care | 26 | 17 | 23 | 66 |
| Internet Auctions | 49 | 91 | 173 | 313 |
| Internet Services and Computer Complaints | 54 | 91 | 88 | 233 |
| Investments | 7 | 4 | 7 | 18 |
| Magazines and Buyers Clubs | 13 | 16 | 16 | 45 |
| Multi-Level Mktg/Pyramids/Chain Letters | 3 | 3 | 8 | 14 |
| Office Supplies and Services | 4 | 4 | 20 | 28 |
| Prizes/Sweepstakes and Lotteries | 73 | 60 | 101 | 234 |
| Shop-at-Home/Catalog Sales | 39 | 85 | 105 | 229 |
| Telephone Services | 16 | 34 | 48 | 98 |
| Travel, Vacations and Timeshare | 6 | 11 | 14 | 31 |

Maine

| | 2002 | 2003 | 2004 | Sum: |
|---|-------------|-------------|-------------|-------------|
| Advance-Fee Loans and Credit Protection/Repair | 14 | 5 | 7 | 26 |
| Business Opps and Work-at-Home Plans | 10 | 12 | 8 | 30 |
| Debt Management/Credit Counseling | | | 10 | 10 |
| Foreign Money Offers | 14 | 19 | 38 | 71 |
| Health Care | 6 | 6 | 11 | 23 |
| Internet Auctions | 13 | 40 | 69 | 122 |
| Internet Services and Computer Complaints | 41 | 46 | 69 | 156 |
| Investments | 1 | 3 | | 4 |
| Magazines and Buyers Clubs | 6 | 4 | 8 | 18 |
| Multi-Level Mktg/Pyramids/Chain Letters | 1 | 1 | 2 | 4 |
| Office Supplies and Services | | 1 | 3 | 4 |
| Prizes/Sweepstakes and Lotteries | 29 | 21 | 39 | 89 |
| Shop-at-Home/Catalog Sales | 17 | 40 | 46 | 103 |
| Telephone Services | 6 | 18 | 24 | 48 |
| Travel, Vacations and Timeshare | 5 | 4 | 3 | 12 |

Maryland

| | 2002 | 2003 | 2004 | Sum: |
|---|-------------|-------------|-------------|-------------|
| Advance-Fee Loans and Credit Protection/Repair | 60 | 73 | 91 | 224 |
| Business Opps and Work-at-Home Plans | 53 | 45 | 52 | 150 |
| Debt Management/Credit Counseling | | | 17 | 17 |
| Foreign Money Offers | 109 | 127 | 164 | 400 |
| Health Care | 50 | 38 | 43 | 131 |
| Internet Auctions | 85 | 170 | 313 | 568 |
| Internet Services and Computer Complaints | 146 | 203 | 264 | 613 |
| Investments | 15 | 15 | 18 | 48 |
| Magazines and Buyers Clubs | 27 | 32 | 53 | 112 |
| Multi-Level Mktg/Pyramids/Chain Letters | 9 | 10 | 6 | 25 |
| Office Supplies and Services | 8 | 10 | 9 | 27 |
| Prizes/Sweepstakes and Lotteries | 69 | 106 | 201 | 376 |
| Shop-at-Home/Catalog Sales | 120 | 172 | 211 | 503 |
| Telephone Services | 48 | 92 | 122 | 262 |
| Travel, Vacations and Timeshare | 27 | 42 | 34 | 103 |

Massachusetts

| | 2002 | 2003 | 2004 | Sum: |
|---|-------------|-------------|-------------|-------------|
| Advance-Fee Loans and Credit Protection/Repair | 40 | 35 | 73 | 148 |
| Business Opps and Work-at-Home Plans | 24 | 27 | 32 | 83 |
| Debt Management/Credit Counseling | | 1 | 24 | 25 |
| Foreign Money Offers | 72 | 70 | 138 | 280 |
| Health Care | 41 | 28 | 32 | 101 |
| Internet Auctions | 109 | 182 | 303 | 594 |
| Internet Services and Computer Complaints | 92 | 148 | 182 | 422 |
| Investments | 9 | 13 | 9 | 31 |
| Magazines and Buyers Clubs | 16 | 24 | 27 | 67 |
| Multi-Level Mktg/Pyramids/Chain Letters | 4 | 8 | 8 | 20 |
| Office Supplies and Services | 9 | 15 | 16 | 40 |
| Prizes/Sweepstakes and Lotteries | 138 | 186 | 226 | 550 |
| Shop-at-Home/Catalog Sales | 76 | 176 | 166 | 418 |
| Telephone Services | 45 | 41 | 98 | 184 |
| Travel, Vacations and Timeshare | 14 | 24 | 16 | 54 |

Michigan

| | 2002 | 2003 | 2004 | Sum: |
|---|-------------|-------------|-------------|--------------|
| Advance-Fee Loans and Credit Protection/Repair | 72 | 83 | 82 | 237 |
| Business Opps and Work-at-Home Plans | 56 | 71 | 110 | 237 |
| Debt Management/Credit Counseling | | 1 | 47 | 48 |
| Foreign Money Offers | 117 | 134 | 235 | 486 |
| Health Care | 98 | 46 | 73 | 217 |
| Internet Auctions | 116 | 254 | 539 | 909 |
| Internet Services and Computer Complaints | 99 | 187 | 225 | 511 |
| Investments | 12 | 27 | 23 | 62 |
| Magazines and Buyers Clubs | 40 | 38 | 64 | 142 |
| Multi-Level Mktg/Pyramids/Chain Letters | 19 | 16 | 24 | 59 |
| Office Supplies and Services | 12 | 21 | 35 | 68 |
| Prizes/Sweepstakes and Lotteries | 210 | 428 | 567 | 1,205 |
| Shop-at-Home/Catalog Sales | 114 | 256 | 265 | 635 |
| Telephone Services | 74 | 108 | 146 | 328 |
| Travel, Vacations and Timeshare | 14 | 40 | 30 | 84 |

Minnesota

| | 2002 | 2003 | 2004 | Sum: |
|---|-------------|-------------|-------------|-------------|
| Advance-Fee Loans and Credit Protection/Repair | 32 | 37 | 26 | 95 |
| Business Opps and Work-at-Home Plans | 32 | 46 | 37 | 115 |
| Debt Management/Credit Counseling | | | 13 | 13 |
| Foreign Money Offers | 47 | 64 | 125 | 236 |
| Health Care | 41 | 14 | 14 | 69 |
| Internet Auctions | 56 | 110 | 223 | 389 |
| Internet Services and Computer Complaints | 62 | 79 | 105 | 246 |
| Investments | 3 | 4 | 15 | 22 |
| Magazines and Buyers Clubs | 10 | 9 | 9 | 28 |
| Multi-Level Mktg/Pyramids/Chain Letters | 9 | 6 | 7 | 22 |
| Office Supplies and Services | 6 | 1 | 11 | 18 |
| Prizes/Sweepstakes and Lotteries | 39 | 133 | 155 | 327 |
| Shop-at-Home/Catalog Sales | 46 | 94 | 111 | 251 |
| Telephone Services | 28 | 54 | 43 | 125 |
| Travel, Vacations and Timeshare | 11 | 17 | 25 | 53 |

Minor Outlying Islands

| | 2003 | 2004 | Sum: |
|--|-------------|-------------|-------------|
| Internet Services and Computer Complaints | 1 | | 1 |
| Shop-at-Home/Catalog Sales | 1 | 2 | 3 |
| Telephone Services | | 1 | 1 |

Mississippi

| | 2002 | 2003 | 2004 | Sum: |
|---|-------------|-------------|-------------|-------------|
| Advance-Fee Loans and Credit Protection/Repair | 27 | 22 | 27 | 76 |
| Business Opps and Work-at-Home Plans | 7 | 11 | 15 | 33 |
| Debt Management/Credit Counseling | | | 10 | 10 |
| Foreign Money Offers | 13 | 26 | 36 | 75 |
| Health Care | 15 | 12 | 9 | 36 |
| Internet Auctions | 12 | 50 | 89 | 151 |
| Internet Services and Computer Complaints | 13 | 28 | 51 | 92 |
| Investments | 4 | | 2 | 6 |
| Magazines and Buyers Clubs | 6 | 11 | 9 | 26 |
| Multi-Level Mktg/Pyramids/Chain Letters | 2 | 2 | 1 | 5 |
| Office Supplies and Services | 2 | 1 | 8 | 11 |
| Prizes/Sweepstakes and Lotteries | 46 | 52 | 80 | 178 |
| Shop-at-Home/Catalog Sales | 25 | 40 | 47 | 112 |
| Telephone Services | 15 | 36 | 31 | 82 |
| Travel, Vacations and Timeshare | 2 | 5 | 6 | 13 |

Missouri

| | 2002 | 2003 | 2004 | Sum: |
|---|-------------|-------------|-------------|-------------|
| Advance-Fee Loans and Credit Protection/Repair | 55 | 48 | 50 | 153 |
| Business Opps and Work-at-Home Plans | 43 | 50 | 66 | 159 |
| Debt Management/Credit Counseling | | | 20 | 20 |
| Foreign Money Offers | 62 | 108 | 150 | 320 |
| Health Care | 93 | 55 | 31 | 179 |
| Internet Auctions | 84 | 150 | 338 | 572 |
| Internet Services and Computer Complaints | 116 | 330 | 146 | 592 |
| Investments | 11 | 13 | 12 | 36 |
| Magazines and Buyers Clubs | 22 | 36 | 28 | 86 |
| Multi-Level Mktg/Pyramids/Chain Letters | 5 | 7 | 11 | 23 |
| Office Supplies and Services | 5 | 7 | 21 | 33 |
| Prizes/Sweepstakes and Lotteries | 149 | 249 | 222 | 620 |
| Shop-at-Home/Catalog Sales | 77 | 155 | 159 | 391 |
| Telephone Services | 31 | 45 | 85 | 161 |
| Travel, Vacations and Timeshare | 12 | 29 | 17 | 58 |

Montana

| | 2002 | 2003 | 2004 | Sum: |
|---|-------------|-------------|-------------|-------------|
| Advance-Fee Loans and Credit Protection/Repair | 23 | 9 | 5 | 37 |
| Business Opps and Work-at-Home Plans | 10 | 11 | 14 | 35 |
| Debt Management/Credit Counseling | | | 7 | 7 |
| Foreign Money Offers | 11 | 23 | 30 | 64 |
| Health Care | 11 | 5 | 6 | 22 |
| Internet Auctions | 19 | 43 | 64 | 126 |
| Internet Services and Computer Complaints | 18 | 36 | 31 | 85 |
| Investments | 6 | 2 | 4 | 12 |
| Magazines and Buyers Clubs | 4 | 4 | 5 | 13 |
| Multi-Level Mktg/Pyramids/Chain Letters | | 2 | 2 | 4 |
| Office Supplies and Services | 6 | 2 | 10 | 18 |
| Prizes/Sweepstakes and Lotteries | 44 | 47 | 77 | 168 |
| Shop-at-Home/Catalog Sales | 22 | 28 | 41 | 91 |
| Telephone Services | 12 | 17 | 10 | 39 |
| Travel, Vacations and Timeshare | 3 | 7 | 1 | 11 |

Nebraska

| | 2002 | 2003 | 2004 | Sum: |
|---|-------------|-------------|-------------|-------------|
| Advance-Fee Loans and Credit Protection/Repair | 11 | 18 | 16 | 45 |
| Business Opps and Work-at-Home Plans | 20 | 11 | 13 | 44 |
| Debt Management/Credit Counseling | | | 9 | 9 |
| Foreign Money Offers | 28 | 21 | 21 | 70 |
| Health Care | 13 | 6 | 11 | 30 |
| Internet Auctions | 24 | 47 | 83 | 154 |
| Internet Services and Computer Complaints | 17 | 30 | 37 | 84 |
| Investments | 4 | | 2 | 6 |
| Magazines and Buyers Clubs | 2 | 4 | 13 | 19 |
| Multi-Level Mktg/Pyramids/Chain Letters | 45 | 1 | 1 | 47 |
| Office Supplies and Services | | 2 | 3 | 5 |
| Prizes/Sweepstakes and Lotteries | 44 | 66 | 74 | 184 |
| Shop-at-Home/Catalog Sales | 15 | 39 | 52 | 106 |
| Telephone Services | 15 | 21 | 23 | 59 |
| Travel, Vacations and Timeshare | 2 | 2 | 7 | 11 |

Nevada

| | 2002 | 2003 | 2004 | Sum: |
|---|-------------|-------------|-------------|-------------|
| Advance-Fee Loans and Credit Protection/Repair | 46 | 36 | 32 | 114 |
| Business Opps and Work-at-Home Plans | 26 | 54 | 87 | 167 |
| Debt Management/Credit Counseling | | 1 | 17 | 18 |
| Foreign Money Offers | 36 | 38 | 90 | 164 |
| Health Care | 33 | 24 | 22 | 79 |
| Internet Auctions | 52 | 93 | 210 | 355 |
| Internet Services and Computer Complaints | 54 | 90 | 104 | 248 |
| Investments | 5 | 4 | 12 | 21 |
| Magazines and Buyers Clubs | 11 | 16 | 19 | 46 |
| Multi-Level Mktg/Pyramids/Chain Letters | 3 | 9 | 12 | 24 |
| Office Supplies and Services | 8 | 8 | 18 | 34 |
| Prizes/Sweepstakes and Lotteries | 55 | 101 | 139 | 295 |
| Shop-at-Home/Catalog Sales | 63 | 122 | 113 | 298 |
| Telephone Services | 34 | 42 | 53 | 129 |
| Travel, Vacations and Timeshare | 7 | 16 | 16 | 39 |

New Hampshire

| | 2002 | 2003 | 2004 | Sum: |
|---|-------------|-------------|-------------|-------------|
| Advance-Fee Loans and Credit Protection/Repair | 18 | 19 | 9 | 46 |
| Business Opps and Work-at-Home Plans | 11 | 7 | 15 | 33 |
| Debt Management/Credit Counseling | | | 15 | 15 |
| Foreign Money Offers | 21 | 34 | 34 | 89 |
| Health Care | 12 | 4 | 17 | 33 |
| Internet Auctions | 25 | 43 | 84 | 152 |
| Internet Services and Computer Complaints | 46 | 46 | 49 | 141 |
| Investments | 6 | 1 | 2 | 9 |
| Magazines and Buyers Clubs | 3 | 6 | 10 | 19 |
| Multi-Level Mktg/Pyramids/Chain Letters | 1 | | 3 | 4 |
| Office Supplies and Services | 2 | 7 | 3 | 12 |
| Prizes/Sweepstakes and Lotteries | 61 | 66 | 72 | 199 |
| Shop-at-Home/Catalog Sales | 27 | 43 | 52 | 122 |
| Telephone Services | 16 | 13 | 25 | 54 |
| Travel, Vacations and Timeshare | 5 | 6 | 3 | 14 |

New Jersey

| | 2002 | 2003 | 2004 | Sum: |
|---|-------------|-------------|-------------|-------------|
| Advance-Fee Loans and Credit Protection/Repair | 75 | 73 | 81 | 229 |
| Business Opps and Work-at-Home Plans | 51 | 60 | 70 | 181 |
| Debt Management/Credit Counseling | | | 36 | 36 |
| Foreign Money Offers | 72 | 107 | 195 | 374 |
| Health Care | 106 | 38 | 67 | 211 |
| Internet Auctions | 118 | 244 | 438 | 800 |
| Internet Services and Computer Complaints | 158 | 270 | 248 | 676 |
| Investments | 19 | 12 | 22 | 53 |
| Magazines and Buyers Clubs | 25 | 40 | 38 | 103 |
| Multi-Level Mktg/Pyramids/Chain Letters | 10 | 15 | 14 | 39 |
| Office Supplies and Services | 3 | 12 | 21 | 36 |
| Prizes/Sweepstakes and Lotteries | 78 | 204 | 362 | 644 |
| Shop-at-Home/Catalog Sales | 148 | 303 | 255 | 706 |
| Telephone Services | 64 | 97 | 170 | 331 |
| Travel, Vacations and Timeshare | 20 | 42 | 25 | 87 |

New Mexico

| | 2002 | 2003 | 2004 | Sum: |
|---|-------------|-------------|-------------|-------------|
| Advance-Fee Loans and Credit Protection/Repair | 38 | 26 | 21 | 85 |
| Business Opps and Work-at-Home Plans | 7 | 15 | 23 | 45 |
| Debt Management/Credit Counseling | | | 16 | 16 |
| Foreign Money Offers | 28 | 31 | 57 | 116 |
| Health Care | 10 | 11 | 17 | 38 |
| Internet Auctions | 25 | 67 | 109 | 201 |
| Internet Services and Computer Complaints | 47 | 62 | 76 | 185 |
| Investments | 4 | 4 | 8 | 16 |
| Magazines and Buyers Clubs | 9 | 8 | 18 | 35 |
| Multi-Level Mktg/Pyramids/Chain Letters | 2 | 7 | | 9 |
| Office Supplies and Services | 2 | 7 | 13 | 22 |
| Prizes/Sweepstakes and Lotteries | 120 | 76 | 99 | 295 |
| Shop-at-Home/Catalog Sales | 32 | 42 | 60 | 134 |
| Telephone Services | 18 | 24 | 19 | 61 |
| Travel, Vacations and Timeshare | 4 | 2 | | 6 |

New York

| | 2002 | 2003 | 2004 | Sum: |
|---|-------------|-------------|-------------|--------------|
| Advance-Fee Loans and Credit Protection/Repair | 117 | 122 | 163 | 402 |
| Business Opps and Work-at-Home Plans | 93 | 113 | 138 | 344 |
| Debt Management/Credit Counseling | | | 103 | 103 |
| Foreign Money Offers | 149 | 201 | 347 | 697 |
| Health Care | 177 | 76 | 112 | 365 |
| Internet Auctions | 269 | 520 | 919 | 1,708 |
| Internet Services and Computer Complaints | 259 | 379 | 499 | 1,137 |
| Investments | 25 | 33 | 53 | 111 |
| Magazines and Buyers Clubs | 45 | 72 | 79 | 196 |
| Multi-Level Mktg/Pyramids/Chain Letters | 12 | 16 | 26 | 54 |
| Office Supplies and Services | 13 | 26 | 57 | 96 |
| Prizes/Sweepstakes and Lotteries | 163 | 403 | 716 | 1,282 |
| Shop-at-Home/Catalog Sales | 283 | 484 | 502 | 1,269 |
| Telephone Services | 167 | 224 | 377 | 768 |
| Travel, Vacations and Timeshare | 52 | 57 | 63 | 172 |

North Carolina

| | 2002 | 2003 | 2004 | Sum: |
|---|-------------|-------------|-------------|-------------|
| Advance-Fee Loans and Credit Protection/Repair | 73 | 76 | 71 | 220 |
| Business Opps and Work-at-Home Plans | 49 | 55 | 70 | 174 |
| Debt Management/Credit Counseling | | 1 | 18 | 19 |
| Foreign Money Offers | 87 | 84 | 161 | 332 |
| Health Care | 60 | 31 | 53 | 144 |
| Internet Auctions | 92 | 201 | 352 | 645 |
| Internet Services and Computer Complaints | 132 | 174 | 266 | 572 |
| Investments | 16 | 25 | 16 | 57 |
| Magazines and Buyers Clubs | 31 | 29 | 36 | 96 |
| Multi-Level Mktg/Pyramids/Chain Letters | 6 | 14 | 7 | 27 |
| Office Supplies and Services | 10 | 11 | 30 | 51 |
| Prizes/Sweepstakes and Lotteries | 90 | 188 | 263 | 541 |
| Shop-at-Home/Catalog Sales | 112 | 218 | 193 | 523 |
| Telephone Services | 72 | 127 | 130 | 329 |
| Travel, Vacations and Timeshare | 22 | 30 | 22 | 74 |

North Dakota

| | 2002 | 2003 | 2004 | Sum: |
|--|------|------|------|------|
| Advance-Fee Loans and Credit Protection/Repair | 9 | 10 | 4 | 23 |
| Business Opps and Work-at-Home Plans | 3 | 1 | 3 | 7 |
| Debt Management/Credit Counseling | | | 3 | 3 |
| Foreign Money Offers | 5 | 5 | 17 | 27 |
| Health Care | 1 | 2 | 1 | 4 |
| Internet Auctions | 4 | 15 | 34 | 53 |
| Internet Services and Computer Complaints | 8 | 5 | 11 | 24 |
| Investments | 1 | | 2 | 3 |
| Magazines and Buyers Clubs | | 3 | 3 | 6 |
| Multi-Level Mktg/Pyramids/Chain Letters | | | 1 | 1 |
| Office Supplies and Services | | | 3 | 3 |
| Prizes/Sweepstakes and Lotteries | 27 | 20 | 25 | 72 |
| Shop-at-Home/Catalog Sales | 5 | 11 | 10 | 26 |
| Telephone Services | | 3 | 2 | 5 |
| Travel, Vacations and Timeshare | 1 | | | 1 |

Ohio

| | 2002 | 2003 | 2004 | Sum: |
|---|-------------|-------------|-------------|--------------|
| Advance-Fee Loans and Credit Protection/Repair | 125 | 169 | 111 | 405 |
| Business Opps and Work-at-Home Plans | 64 | 75 | 102 | 241 |
| Debt Management/Credit Counseling | | 1 | 50 | 51 |
| Foreign Money Offers | 93 | 119 | 262 | 474 |
| Health Care | 91 | 57 | 85 | 233 |
| Internet Auctions | 148 | 292 | 557 | 997 |
| Internet Services and Computer Complaints | 143 | 234 | 351 | 728 |
| Investments | 20 | 22 | 35 | 77 |
| Magazines and Buyers Clubs | 47 | 33 | 68 | 148 |
| Multi-Level Mktg/Pyramids/Chain Letters | 8 | 10 | 22 | 40 |
| Office Supplies and Services | 11 | 21 | 38 | 70 |
| Prizes/Sweepstakes and Lotteries | 245 | 393 | 577 | 1,215 |
| Shop-at-Home/Catalog Sales | 152 | 324 | 321 | 797 |
| Telephone Services | 106 | 135 | 211 | 452 |
| Travel, Vacations and Timeshare | 32 | 46 | 53 | 131 |

Oklahoma

| | 2002 | 2003 | 2004 | Sum: |
|---|-------------|-------------|-------------|-------------|
| Advance-Fee Loans and Credit Protection/Repair | 41 | 35 | 22 | 98 |
| Business Opps and Work-at-Home Plans | 31 | 39 | 29 | 99 |
| Debt Management/Credit Counseling | | | 11 | 11 |
| Foreign Money Offers | 55 | 79 | 105 | 239 |
| Health Care | 30 | 19 | 22 | 71 |
| Internet Auctions | 55 | 92 | 184 | 331 |
| Internet Services and Computer Complaints | 54 | 87 | 108 | 249 |
| Investments | 1 | 9 | 22 | 32 |
| Magazines and Buyers Clubs | 8 | 16 | 27 | 51 |
| Multi-Level Mktg/Pyramids/Chain Letters | 2 | 9 | 7 | 18 |
| Office Supplies and Services | 5 | 5 | 14 | 24 |
| Prizes/Sweepstakes and Lotteries | 57 | 91 | 152 | 300 |
| Shop-at-Home/Catalog Sales | 48 | 87 | 91 | 226 |
| Telephone Services | 19 | 33 | 38 | 90 |
| Travel, Vacations and Timeshare | 4 | 9 | 5 | 18 |

Oregon

| | 2002 | 2003 | 2004 | Sum: |
|---|-------------|-------------|-------------|-------------|
| Advance-Fee Loans and Credit Protection/Repair | 28 | 28 | 34 | 90 |
| Business Opps and Work-at-Home Plans | 40 | 39 | 62 | 141 |
| Debt Management/Credit Counseling | | | 8 | 8 |
| Foreign Money Offers | 81 | 86 | 169 | 336 |
| Health Care | 37 | 21 | 34 | 92 |
| Internet Auctions | 95 | 135 | 265 | 495 |
| Internet Services and Computer Complaints | 87 | 155 | 190 | 432 |
| Investments | 17 | 11 | 8 | 36 |
| Magazines and Buyers Clubs | 18 | 23 | 24 | 65 |
| Multi-Level Mktg/Pyramids/Chain Letters | 7 | 11 | 8 | 26 |
| Office Supplies and Services | 7 | 19 | 26 | 52 |
| Prizes/Sweepstakes and Lotteries | 22 | 52 | 75 | 149 |
| Shop-at-Home/Catalog Sales | 89 | 131 | 125 | 345 |
| Telephone Services | 52 | 62 | 62 | 176 |
| Travel, Vacations and Timeshare | 14 | 10 | 21 | 45 |

Pennsylvania

| | 2002 | 2003 | 2004 | Sum: |
|---|-------------|-------------|-------------|--------------|
| Advance-Fee Loans and Credit Protection/Repair | 141 | 117 | 131 | 389 |
| Business Opps and Work-at-Home Plans | 87 | 81 | 131 | 299 |
| Debt Management/Credit Counseling | | | 64 | 64 |
| Foreign Money Offers | 113 | 170 | 246 | 529 |
| Health Care | 151 | 53 | 98 | 302 |
| Internet Auctions | 149 | 358 | 708 | 1,215 |
| Internet Services and Computer Complaints | 231 | 320 | 410 | 961 |
| Investments | 14 | 15 | 27 | 56 |
| Magazines and Buyers Clubs | 46 | 42 | 72 | 160 |
| Multi-Level Mktg/Pyramids/Chain Letters | 13 | 15 | 25 | 53 |
| Office Supplies and Services | 20 | 22 | 45 | 87 |
| Prizes/Sweepstakes and Lotteries | 372 | 456 | 630 | 1,458 |
| Shop-at-Home/Catalog Sales | 191 | 402 | 395 | 988 |
| Telephone Services | 101 | 138 | 263 | 502 |
| Travel, Vacations and Timeshare | 24 | 33 | 54 | 111 |

Puerto Rico

| | 2002 | 2003 | 2004 | Sum: |
|---|-------------|-------------|-------------|-------------|
| Advance-Fee Loans and Credit Protection/Repair | | 4 | 20 | 24 |
| Business Opps and Work-at-Home Plans | 9 | 2 | 8 | 19 |
| Debt Management/Credit Counseling | | | 2 | 2 |
| Foreign Money Offers | 3 | 2 | 8 | 13 |
| Health Care | 1 | 1 | 5 | 7 |
| Internet Auctions | 8 | 13 | 23 | 44 |
| Internet Services and Computer Complaints | 11 | 9 | 20 | 40 |
| Investments | 1 | | 3 | 4 |
| Magazines and Buyers Clubs | 1 | 1 | 4 | 6 |
| Multi-Level Mktg/Pyramids/Chain Letters | 1 | 1 | | 2 |
| Office Supplies and Services | | 2 | | 2 |
| Prizes/Sweepstakes and Lotteries | 1 | | | 1 |
| Shop-at-Home/Catalog Sales | 6 | 16 | 21 | 43 |
| Telephone Services | 2 | 3 | 9 | 14 |
| Travel, Vacations and Timeshare | | | 21 | 21 |

Rhode Island

| | 2002 | 2003 | 2004 | Sum: |
|---|-------------|-------------|-------------|-------------|
| Advance-Fee Loans and Credit Protection/Repair | 9 | 5 | 14 | 28 |
| Business Opps and Work-at-Home Plans | 2 | 7 | 9 | 18 |
| Debt Management/Credit Counseling | | | 11 | 11 |
| Foreign Money Offers | 11 | 19 | 14 | 44 |
| Health Care | 14 | 4 | 3 | 21 |
| Internet Auctions | 12 | 32 | 59 | 103 |
| Internet Services and Computer Complaints | 10 | 21 | 29 | 60 |
| Investments | 1 | 1 | 1 | 3 |
| Magazines and Buyers Clubs | 2 | 5 | 5 | 12 |
| Multi-Level Mktg/Pyramids/Chain Letters | 1 | 2 | 1 | 4 |
| Office Supplies and Services | 1 | 2 | 3 | 6 |
| Prizes/Sweepstakes and Lotteries | 38 | 29 | 39 | 106 |
| Shop-at-Home/Catalog Sales | 13 | 45 | 28 | 86 |
| Telephone Services | 5 | 5 | 14 | 24 |
| Travel, Vacations and Timeshare | | 7 | 3 | 10 |

South Carolina

| | 2002 | 2003 | 2004 | Sum: |
|---|-------------|-------------|-------------|-------------|
| Advance-Fee Loans and Credit Protection/Repair | 43 | 50 | 34 | 127 |
| Business Opps and Work-at-Home Plans | 23 | 26 | 29 | 78 |
| Debt Management/Credit Counseling | | 1 | 25 | 26 |
| Foreign Money Offers | 43 | 50 | 184 | 277 |
| Health Care | 49 | 20 | 15 | 84 |
| Internet Auctions | 49 | 95 | 186 | 330 |
| Internet Services and Computer Complaints | 63 | 86 | 112 | 261 |
| Investments | 6 | 9 | 5 | 20 |
| Magazines and Buyers Clubs | 17 | 26 | 10 | 53 |
| Multi-Level Mktg/Pyramids/Chain Letters | 3 | 9 | 6 | 18 |
| Office Supplies and Services | 4 | 8 | 5 | 17 |
| Prizes/Sweepstakes and Lotteries | 35 | 84 | 177 | 296 |
| Shop-at-Home/Catalog Sales | 39 | 87 | 95 | 221 |
| Telephone Services | 36 | 52 | 53 | 141 |
| Travel, Vacations and Timeshare | 8 | 16 | 6 | 30 |

South Dakota

| | 2002 | 2003 | 2004 | Sum: |
|---|------|------|------|-----------|
| Advance-Fee Loans and Credit Protection/Repair | 2 | 3 | 3 | 8 |
| Business Opps and Work-at-Home Plans | 2 | 3 | 5 | 10 |
| Debt Management/Credit Counseling | | | 4 | 4 |
| Foreign Money Offers | 4 | 13 | 9 | 26 |
| Health Care | 2 | 1 | 2 | 5 |
| Internet Auctions | 10 | 19 | 48 | 77 |
| Internet Services and Computer Complaints | 8 | 20 | 9 | 37 |
| Investments | | 1 | | 1 |
| Magazines and Buyers Clubs | 1 | 1 | 3 | 5 |
| Multi-Level Mktg/Pyramids/Chain Letters | 1 | 1 | | 2 |
| Office Supplies and Services | 2 | 3 | 1 | 6 |
| Prizes/Sweepstakes and Lotteries | 8 | 38 | 24 | 70 |
| Shop-at-Home/Catalog Sales | 9 | 12 | 21 | 42 |
| Telephone Services | 4 | 3 | 3 | 10 |
| Travel, Vacations and Timeshare | | 2 | | 2 |

Tennessee

| | 2002 | 2003 | 2004 | Sum: |
|---|-------------|-------------|-------------|-------------|
| Advance-Fee Loans and Credit Protection/Repair | 42 | 56 | 51 | 149 |
| Business Opps and Work-at-Home Plans | 33 | 36 | 46 | 115 |
| Debt Management/Credit Counseling | | | 15 | 15 |
| Foreign Money Offers | 55 | 73 | 129 | 257 |
| Health Care | 81 | 16 | 24 | 121 |
| Internet Auctions | 58 | 147 | 309 | 514 |
| Internet Services and Computer Complaints | 90 | 134 | 176 | 400 |
| Investments | 13 | 7 | 4 | 24 |
| Magazines and Buyers Clubs | 18 | 25 | 26 | 69 |
| Multi-Level Mktg/Pyramids/Chain Letters | 6 | 7 | 10 | 23 |
| Office Supplies and Services | 7 | 13 | 15 | 35 |
| Prizes/Sweepstakes and Lotteries | 140 | 146 | 172 | 458 |
| Shop-at-Home/Catalog Sales | 68 | 130 | 157 | 355 |
| Telephone Services | 40 | 58 | 70 | 168 |
| Travel, Vacations and Timeshare | 12 | 13 | 15 | 40 |

Texas

| | 2002 | 2003 | 2004 | Sum: |
|---|-------------|-------------|-------------|--------------|
| Advance-Fee Loans and Credit Protection/Repair | 228 | 214 | 207 | 649 |
| Business Opps and Work-at-Home Plans | 153 | 192 | 222 | 567 |
| Debt Management/Credit Counseling | | | 122 | 122 |
| Foreign Money Offers | 309 | 342 | 612 | 1,263 |
| Health Care | 142 | 113 | 143 | 398 |
| Internet Auctions | 237 | 540 | 937 | 1,714 |
| Internet Services and Computer Complaints | 354 | 486 | 632 | 1,472 |
| Investments | 45 | 44 | 64 | 153 |
| Magazines and Buyers Clubs | 57 | 69 | 100 | 226 |
| Multi-Level Mktg/Pyramids/Chain Letters | 16 | 30 | 43 | 89 |
| Office Supplies and Services | 16 | 36 | 81 | 133 |
| Prizes/Sweepstakes and Lotteries | 340 | 419 | 580 | 1,339 |
| Shop-at-Home/Catalog Sales | 285 | 484 | 509 | 1,278 |
| Telephone Services | 132 | 222 | 269 | 623 |
| Travel, Vacations and Timeshare | 60 | 44 | 73 | 177 |

Utah

| | 2002 | 2003 | 2004 | Sum: |
|---|-------------|-------------|-------------|-------------|
| Advance-Fee Loans and Credit Protection/Repair | 13 | 19 | 17 | 49 |
| Business Opps and Work-at-Home Plans | 10 | 16 | 20 | 46 |
| Debt Management/Credit Counseling | | | 11 | 11 |
| Foreign Money Offers | 34 | 40 | 66 | 140 |
| Health Care | 24 | 19 | 14 | 57 |
| Internet Auctions | 31 | 65 | 115 | 211 |
| Internet Services and Computer Complaints | 36 | 61 | 62 | 159 |
| Investments | 8 | 7 | 1 | 16 |
| Magazines and Buyers Clubs | 7 | 7 | 7 | 21 |
| Multi-Level Mktg/Pyramids/Chain Letters | 1 | 5 | 1 | 7 |
| Office Supplies and Services | 2 | 3 | 4 | 9 |
| Prizes/Sweepstakes and Lotteries | 69 | 89 | 163 | 321 |
| Shop-at-Home/Catalog Sales | 15 | 38 | 44 | 97 |
| Telephone Services | 9 | 27 | 26 | 62 |
| Travel, Vacations and Timeshare | 5 | 11 | 9 | 25 |

Vermont

| | 2002 | 2003 | 2004 | Sum: |
|---|-------------|-------------|-------------|-------------|
| Advance-Fee Loans and Credit Protection/Repair | 3 | 8 | 3 | 14 |
| Business Opps and Work-at-Home Plans | | 5 | 8 | 13 |
| Debt Management/Credit Counseling | | | 2 | 2 |
| Foreign Money Offers | 9 | 14 | 12 | 35 |
| Health Care | 1 | 2 | 4 | 7 |
| Internet Auctions | 9 | 16 | 41 | 66 |
| Internet Services and Computer Complaints | 14 | 12 | 27 | 53 |
| Investments | | 1 | 3 | 4 |
| Magazines and Buyers Clubs | 1 | 3 | 3 | 7 |
| Multi-Level Mktg/Pyramids/Chain Letters | 1 | 2 | | 3 |
| Office Supplies and Services | 3 | 1 | 2 | 6 |
| Prizes/Sweepstakes and Lotteries | 6 | 2 | 20 | 28 |
| Shop-at-Home/Catalog Sales | 7 | 23 | 11 | 41 |
| Telephone Services | 1 | 4 | 6 | 11 |
| Travel, Vacations and Timeshare | 1 | 2 | 2 | 5 |

Virginia

| | 2002 | 2003 | 2004 | Sum: |
|---|-------------|-------------|-------------|-------------|
| Advance-Fee Loans and Credit Protection/Repair | 66 | 121 | 107 | 294 |
| Business Opps and Work-at-Home Plans | 57 | 76 | 75 | 208 |
| Debt Management/Credit Counseling | | | 43 | 43 |
| Foreign Money Offers | 168 | 137 | 227 | 532 |
| Health Care | 49 | 37 | 54 | 140 |
| Internet Auctions | 100 | 207 | 391 | 698 |
| Internet Services and Computer Complaints | 188 | 306 | 314 | 808 |
| Investments | 11 | 23 | 22 | 56 |
| Magazines and Buyers Clubs | 40 | 63 | 56 | 159 |
| Multi-Level Mktg/Pyramids/Chain Letters | 18 | 14 | 24 | 56 |
| Office Supplies and Services | 11 | 25 | 40 | 76 |
| Prizes/Sweepstakes and Lotteries | 136 | 186 | 291 | 613 |
| Shop-at-Home/Catalog Sales | 128 | 224 | 245 | 597 |
| Telephone Services | 85 | 146 | 178 | 409 |
| Travel, Vacations and Timeshare | 31 | 45 | 51 | 127 |

Virgin Islands

| | 2002 | 2003 | 2004 | Sum: |
|--|------|------|------|------|
| Advance-Fee Loans and Credit Protection/Repair | | 1 | 1 | 2 |
| Business Opps and Work-at-Home Plans | | 1 | | 1 |
| Foreign Money Offers | 6 | | 2 | 8 |
| Health Care | | | 2 | 2 |
| Internet Auctions | 1 | 2 | 5 | 8 |
| Internet Services and Computer Complaints | | 2 | | 2 |
| Office Supplies and Services | | | 1 | 1 |
| Prizes/Sweepstakes and Lotteries | | 2 | 2 | 4 |
| Shop-at-Home/Catalog Sales | 1 | | | 1 |
| Travel, Vacations and Timeshare | 1 | | | 1 |

Washington

| | 2002 | 2003 | 2004 | Sum: |
|---|-------------|-------------|-------------|-------------|
| Advance-Fee Loans and Credit Protection/Repair | 59 | 56 | 54 | 169 |
| Business Opps and Work-at-Home Plans | 62 | 64 | 80 | 206 |
| Debt Management/Credit Counseling | | 2 | 24 | 26 |
| Foreign Money Offers | 144 | 197 | 276 | 617 |
| Health Care | 78 | 30 | 58 | 166 |
| Internet Auctions | 122 | 255 | 500 | 877 |
| Internet Services and Computer Complaints | 159 | 235 | 277 | 671 |
| Investments | 14 | 19 | 30 | 63 |
| Magazines and Buyers Clubs | 50 | 27 | 38 | 115 |
| Multi-Level Mktg/Pyramids/Chain Letters | 19 | 10 | 21 | 50 |
| Office Supplies and Services | 21 | 19 | 48 | 88 |
| Prizes/Sweepstakes and Lotteries | 94 | 284 | 508 | 886 |
| Shop-at-Home/Catalog Sales | 114 | 198 | 242 | 554 |
| Telephone Services | 97 | 132 | 131 | 360 |
| Travel, Vacations and Timeshare | 21 | 26 | 32 | 79 |

West Virginia

| | 2002 | 2003 | 2004 | Sum: |
|---|-------------|-------------|-------------|-------------|
| Advance-Fee Loans and Credit Protection/Repair | 27 | 31 | 11 | 69 |
| Business Opps and Work-at-Home Plans | 17 | 8 | 16 | 41 |
| Debt Management/Credit Counseling | | | 20 | 20 |
| Foreign Money Offers | 26 | 27 | 124 | 177 |
| Health Care | 21 | 8 | 10 | 39 |
| Internet Auctions | 30 | 39 | 87 | 156 |
| Internet Services and Computer Complaints | 28 | 31 | 45 | 104 |
| Investments | 4 | 2 | 2 | 8 |
| Magazines and Buyers Clubs | 6 | 9 | 9 | 24 |
| Multi-Level Mktg/Pyramids/Chain Letters | 2 | | 2 | 4 |
| Office Supplies and Services | 2 | 2 | 9 | 13 |
| Prizes/Sweepstakes and Lotteries | 56 | 36 | 22 | 114 |
| Shop-at-Home/Catalog Sales | 13 | 48 | 48 | 109 |
| Telephone Services | 13 | 18 | 29 | 60 |
| Travel, Vacations and Timeshare | 5 | 9 | 5 | 19 |

Wisconsin

| | 2002 | 2003 | 2004 | Sum: |
|---|-------------|-------------|-------------|-------------|
| Advance-Fee Loans and Credit Protection/Repair | 29 | 26 | 34 | 89 |
| Business Opps and Work-at-Home Plans | 26 | 21 | 40 | 87 |
| Debt Management/Credit Counseling | | 1 | 8 | 9 |
| Foreign Money Offers | 54 | 71 | 125 | 250 |
| Health Care | 28 | 23 | 29 | 80 |
| Internet Auctions | 68 | 134 | 287 | 489 |
| Internet Services and Computer Complaints | 70 | 105 | 128 | 303 |
| Investments | 13 | 9 | 13 | 35 |
| Magazines and Buyers Clubs | 8 | 17 | 24 | 49 |
| Multi-Level Mktg/Pyramids/Chain Letters | 2 | 8 | 14 | 24 |
| Office Supplies and Services | 6 | 17 | 30 | 53 |
| Prizes/Sweepstakes and Lotteries | 144 | 156 | 118 | 418 |
| Shop-at-Home/Catalog Sales | 67 | 116 | 164 | 347 |
| Telephone Services | 18 | 62 | 69 | 149 |
| Travel, Vacations and Timeshare | 12 | 28 | 18 | 58 |

Wyoming

| | 2002 | 2003 | 2004 | Sum: |
|---|-------------|-------------|-------------|-------------|
| Advance-Fee Loans and Credit Protection/Repair | 4 | 7 | 5 | 16 |
| Business Opps and Work-at-Home Plans | 2 | 8 | 11 | 21 |
| Debt Management/Credit Counseling | | | 3 | 3 |
| Foreign Money Offers | 11 | 6 | 14 | 31 |
| Health Care | 7 | 3 | 2 | 12 |
| Internet Auctions | 10 | 20 | 50 | 80 |
| Internet Services and Computer Complaints | 10 | 9 | 16 | 35 |
| Investments | | | 1 | 1 |
| Magazines and Buyers Clubs | 3 | 2 | 2 | 7 |
| Multi-Level Mktg/Pyramids/Chain Letters | 3 | 1 | 1 | 5 |
| Office Supplies and Services | 2 | 1 | 7 | 10 |
| Prizes/Sweepstakes and Lotteries | 16 | 13 | 27 | 56 |
| Shop-at-Home/Catalog Sales | 12 | 13 | 22 | 47 |
| Telephone Services | 7 | 5 | 11 | 23 |
| Travel, Vacations and Timeshare | 1 | 6 | 4 | 11 |

Appendix D: Top Sentinel fraud complaint categories for United States (U.S.) consumers reporting age 50 and over by consumer state and age range

Notes: 1) This report includes fraud consumer complaints from all 50 U.S. states, the District of Columbia, and four U.S. territories - Guam (20), Minor Outlying Islands (5), Puerto Rico (260), and Virgin Islands (40). 2) Sentinel complaints may contain information from multiple consumers.

Alabama

Age Range 50 - 59

| | 2002 | 2003 | 2004 | Sum: |
|--|------|------|------|------|
| Advance-Fee Loans and Credit Protection/Repair | 40 | 41 | 23 | 104 |
| Business Opps and Work-at-Home Plans | 22 | 18 | 26 | 66 |
| Debt Management/Credit Counseling | | | 16 | 16 |
| Foreign Money Offers | 28 | 36 | 63 | 127 |
| Health Care | 9 | 15 | 15 | 39 |
| Internet Auctions | 38 | 75 | 139 | 252 |
| Internet Services and Computer Complaints | 53 | 66 | 81 | 200 |
| Investments | 4 | 4 | 8 | 16 |
| Magazines and Buyers Clubs | 7 | 3 | 13 | 23 |
| Multi-Level Mktg/Pyramids/Chain Letters | 2 | 2 | 7 | 11 |
| Office Supplies and Services | 2 | 2 | 20 | 24 |
| Prizes/Sweepstakes and Lotteries | 22 | 26 | 50 | 98 |
| Shop-at-Home/Catalog Sales | 33 | 53 | 60 | 146 |
| Telephone Services | 13 | 37 | 37 | 87 |
| Travel, Vacations and Timeshare | 5 | 11 | 5 | 21 |

Age Range 60 - 69

| | 2002 | 2003 | 2004 | Sum: |
|--|------|------|------|------|
| Advance-Fee Loans and Credit Protection/Repair | 10 | 10 | 12 | 32 |
| Business Opps and Work-at-Home Plans | 9 | 3 | 9 | 21 |
| Debt Management/Credit Counseling | | | 8 | 8 |
| Foreign Money Offers | 14 | 11 | 60 | 85 |
| Health Care | 11 | 7 | 15 | 33 |
| Internet Auctions | 19 | 29 | 55 | 103 |
| Internet Services and Computer Complaints | 21 | 30 | 34 | 85 |
| Investments | 1 | 2 | 4 | 7 |
| Magazines and Buyers Clubs | 4 | 6 | 12 | 22 |
| Multi-Level Mktg/Pyramids/Chain Letters | | 2 | 3 | 5 |
| Office Supplies and Services | 1 | 2 | 3 | 6 |
| Prizes/Sweepstakes and Lotteries | 15 | 17 | 34 | 66 |
| Shop-at-Home/Catalog Sales | 17 | 26 | 43 | 86 |
| Telephone Services | 16 | 18 | 21 | 55 |
| Travel, Vacations and Timeshare | 4 | 6 | 3 | 13 |

Age Range 70 and Over

| | 2002 | 2003 | 2004 | Sum: |
|--|------|------|------|------|
| Advance-Fee Loans and Credit Protection/Repair | 5 | 7 | 8 | 20 |
| Business Opps and Work-at-Home Plans | 1 | 1 | 6 | 8 |
| Debt Management/Credit Counseling | | | 4 | 4 |
| Foreign Money Offers | 3 | 3 | 14 | 20 |
| Health Care | 13 | 6 | 5 | 24 |
| Internet Auctions | 6 | 4 | 8 | 18 |
| Internet Services and Computer Complaints | 7 | 8 | 13 | 28 |
| Investments | 2 | 1 | 3 | 6 |
| Magazines and Buyers Clubs | 3 | 5 | 9 | 17 |
| Multi-Level Mktg/Pyramids/Chain Letters | 1 | | | 1 |
| Prizes/Sweepstakes and Lotteries | 48 | 68 | 94 | 210 |
| Shop-at-Home/Catalog Sales | 12 | 29 | 11 | 52 |
| Telephone Services | 5 | 8 | 6 | 19 |
| Travel, Vacations and Timeshare | 2 | 3 | 3 | 8 |

Alaska

Age Range 50 - 59

| | 2002 | 2003 | 2004 | Sum: |
|--|------|------|------|------|
| Advance-Fee Loans and Credit Protection/Repair | 16 | 16 | 11 | 43 |
| Business Opps and Work-at-Home Plans | 2 | 3 | 5 | 10 |
| Debt Management/Credit Counseling | | | 1 | 1 |
| Foreign Money Offers | 10 | 17 | 32 | 59 |
| Health Care | 2 | 2 | 2 | 6 |
| Internet Auctions | 20 | 30 | 41 | 91 |
| Internet Services and Computer Complaints | 17 | 27 | 12 | 56 |
| Investments | 3 | 1 | 1 | 5 |
| Magazines and Buyers Clubs | 6 | 3 | 7 | 16 |
| Multi-Level Mktg/Pyramids/Chain Letters | 1 | 1 | 1 | 3 |
| Office Supplies and Services | 2 | 4 | 8 | 14 |
| Prizes/Sweepstakes and Lotteries | 7 | 19 | 29 | 55 |
| Shop-at-Home/Catalog Sales | 6 | 17 | 17 | 40 |
| Telephone Services | 2 | 3 | 5 | 10 |
| Travel, Vacations and Timeshare | 2 | 4 | 4 | 10 |

Age Range 60 - 69

| | 2002 | 2003 | 2004 | Sum: |
|--|------|------|------|------|
| Advance-Fee Loans and Credit Protection/Repair | 5 | 6 | 2 | 13 |
| Business Opps and Work-at-Home Plans | 2 | | 1 | 3 |
| Foreign Money Offers | 8 | 3 | 3 | 14 |
| Health Care | 6 | 2 | 3 | 11 |
| Internet Auctions | 3 | 5 | 5 | 13 |
| Internet Services and Computer Complaints | 12 | 2 | 7 | 21 |
| Investments | | 1 | | 1 |
| Magazines and Buyers Clubs | 3 | 2 | 2 | 7 |
| Multi-Level Mktg/Pyramids/Chain Letters | | 1 | | 1 |
| Office Supplies and Services | | 1 | | 1 |
| Prizes/Sweepstakes and Lotteries | 15 | 13 | 19 | 47 |
| Shop-at-Home/Catalog Sales | 3 | 5 | 3 | 11 |
| Telephone Services | 3 | 6 | 1 | 10 |
| Travel, Vacations and Timeshare | 1 | | | 1 |

Age Range 70 and Over

| | 2002 | 2003 | 2004 | Sum: |
|---|------|------|------|------|
| Advance-Fee Loans and Credit Protection/Repair | 4 | | 3 | 7 |
| Foreign Money Offers | | 1 | 3 | 4 |
| Health Care | 4 | 1 | | 5 |
| Internet Auctions | | 1 | 1 | 2 |
| Internet Services and Computer Complaints | 1 | | 2 | 3 |
| Investments | 2 | 2 | | 4 |
| Magazines and Buyers Clubs | 2 | | 4 | 6 |
| Office Supplies and Services | 1 | | | 1 |
| Prizes/Sweepstakes and Lotteries | 14 | 19 | 10 | 43 |
| Shop-at-Home/Catalog Sales | 4 | 3 | 2 | 9 |
| Telephone Services | 1 | 1 | | 2 |
| Travel, Vacations and Timeshare | 1 | | | 1 |

Arizona

Age Range 50 - 59

| | 2002 | 2003 | 2004 | Sum: |
|--|------|------|------|------|
| Advance-Fee Loans and Credit Protection/Repair | 53 | 34 | 40 | 127 |
| Business Opps and Work-at-Home Plans | 32 | 42 | 50 | 124 |
| Debt Management/Credit Counseling | | | 23 | 23 |
| Foreign Money Offers | 69 | 84 | 142 | 295 |
| Health Care | 22 | 15 | 22 | 59 |
| Internet Auctions | 78 | 146 | 293 | 517 |
| Internet Services and Computer Complaints | 58 | 105 | 140 | 303 |
| Investments | 7 | 4 | 13 | 24 |
| Magazines and Buyers Clubs | 9 | 11 | 18 | 38 |
| Multi-Level Mktg/Pyramids/Chain Letters | 7 | 8 | 8 | 23 |
| Office Supplies and Services | 5 | 10 | 13 | 28 |
| Prizes/Sweepstakes and Lotteries | 12 | 36 | 66 | 114 |
| Shop-at-Home/Catalog Sales | 67 | 103 | 121 | 291 |
| Telephone Services | 25 | 35 | 44 | 104 |
| Travel, Vacations and Timeshare | 5 | 16 | 11 | 32 |

Age Range 60 - 69

| | 2002 | 2003 | 2004 | Sum: |
|--|------|------|------|------|
| Advance-Fee Loans and Credit Protection/Repair | 17 | 33 | 19 | 69 |
| Business Opps and Work-at-Home Plans | 10 | 11 | 18 | 39 |
| Debt Management/Credit Counseling | | | 13 | 13 |
| Foreign Money Offers | 23 | 36 | 72 | 131 |
| Health Care | 32 | 11 | 16 | 59 |
| Internet Auctions | 34 | 53 | 109 | 196 |
| Internet Services and Computer Complaints | 24 | 74 | 81 | 179 |
| Investments | 8 | 6 | 7 | 21 |
| Magazines and Buyers Clubs | 6 | 10 | 13 | 29 |
| Multi-Level Mktg/Pyramids/Chain Letters | 1 | 4 | 5 | 10 |
| Office Supplies and Services | 2 | 3 | 6 | 11 |
| Prizes/Sweepstakes and Lotteries | 19 | 33 | 82 | 134 |
| Shop-at-Home/Catalog Sales | 24 | 46 | 56 | 126 |
| Telephone Services | 20 | 27 | 30 | 77 |
| Travel, Vacations and Timeshare | 6 | 13 | 12 | 31 |

Age Range 70 and Over

| | 2002 | 2003 | 2004 | Sum: |
|---|------|------|------|------------|
| Advance-Fee Loans and Credit Protection/Repair | 9 | 16 | 18 | 43 |
| Business Opps and Work-at-Home Plans | 4 | 12 | 18 | 34 |
| Debt Management/Credit Counseling | | | 15 | 15 |
| Foreign Money Offers | 6 | 19 | 31 | 56 |
| Health Care | 39 | 7 | 15 | 61 |
| Internet Auctions | 10 | 13 | 28 | 51 |
| Internet Services and Computer Complaints | 13 | 25 | 34 | 72 |
| Investments | 3 | 8 | 10 | 21 |
| Magazines and Buyers Clubs | 7 | 7 | 11 | 25 |
| Multi-Level Mktg/Pyramids/Chain Letters | | 1 | 2 | 3 |
| Office Supplies and Services | 1 | 1 | 2 | 4 |
| Prizes/Sweepstakes and Lotteries | 139 | 214 | 318 | 671 |
| Shop-at-Home/Catalog Sales | 20 | 35 | 39 | 94 |
| Telephone Services | 18 | 18 | 23 | 59 |
| Travel, Vacations and Timeshare | 5 | 6 | 5 | 16 |

Arkansas

Age Range 50 - 59

| | 2002 | 2003 | 2004 | Sum: |
|--|------|------|------|------|
| Advance-Fee Loans and Credit Protection/Repair | 17 | 20 | 11 | 48 |
| Business Opps and Work-at-Home Plans | 9 | 12 | 10 | 31 |
| Debt Management/Credit Counseling | | | 12 | 12 |
| Foreign Money Offers | 5 | 34 | 29 | 68 |
| Health Care | 4 | 4 | 2 | 10 |
| Internet Auctions | 17 | 56 | 86 | 159 |
| Internet Services and Computer Complaints | 13 | 37 | 30 | 80 |
| Investments | | 2 | 2 | 4 |
| Magazines and Buyers Clubs | 3 | | 3 | 6 |
| Multi-Level Mktg/Pyramids/Chain Letters | | 3 | 4 | 7 |
| Office Supplies and Services | 3 | 1 | 3 | 7 |
| Prizes/Sweepstakes and Lotteries | 1 | 3 | 15 | 19 |
| Shop-at-Home/Catalog Sales | 27 | 35 | 42 | 104 |
| Telephone Services | 5 | 16 | 9 | 30 |
| Travel, Vacations and Timeshare | | 3 | 4 | 7 |

Age Range 60 - 69

| | 2002 | 2003 | 2004 | Sum: |
|--|------|------|------|------|
| Advance-Fee Loans and Credit Protection/Repair | 1 | 5 | 3 | 9 |
| Business Opps and Work-at-Home Plans | 4 | 2 | 3 | 9 |
| Debt Management/Credit Counseling | | | 5 | 5 |
| Foreign Money Offers | 9 | 7 | 17 | 33 |
| Health Care | 9 | 1 | 2 | 12 |
| Internet Auctions | 3 | 14 | 35 | 52 |
| Internet Services and Computer Complaints | 12 | 14 | 23 | 49 |
| Investments | | 1 | 1 | 2 |
| Magazines and Buyers Clubs | 1 | 3 | 3 | 7 |
| Multi-Level Mktg/Pyramids/Chain Letters | | 1 | | 1 |
| Office Supplies and Services | | 1 | 3 | 4 |
| Prizes/Sweepstakes and Lotteries | 2 | 1 | 5 | 8 |
| Shop-at-Home/Catalog Sales | 5 | 18 | 13 | 36 |
| Telephone Services | 1 | 11 | 7 | 19 |
| Travel, Vacations and Timeshare | 3 | 6 | | 9 |

Age Range 70 and Over

| | 2002 | 2003 | 2004 | Sum: |
|---|------|------|------|------|
| Advance-Fee Loans and Credit Protection/Repair | 1 | 1 | 1 | 3 |
| Business Opps and Work-at-Home Plans | 4 | 3 | 3 | 10 |
| Debt Management/Credit Counseling | | | 3 | 3 |
| Foreign Money Offers | 2 | 2 | 6 | 10 |
| Health Care | 17 | 3 | | 20 |
| Internet Auctions | 4 | | 8 | 12 |
| Internet Services and Computer Complaints | 5 | 10 | 6 | 21 |
| Investments | 1 | 1 | 1 | 3 |
| Magazines and Buyers Clubs | | 1 | | 1 |
| Multi-Level Mktg/Pyramids/Chain Letters | | 1 | 2 | 3 |
| Office Supplies and Services | 1 | 1 | | 2 |
| Prizes/Sweepstakes and Lotteries | 4 | 8 | 11 | 23 |
| Shop-at-Home/Catalog Sales | 6 | 8 | 6 | 20 |
| Telephone Services | 6 | 2 | 2 | 10 |
| Travel, Vacations and Timeshare | 1 | 2 | | 3 |

California

Age Range 50 - 59

| | 2002 | 2003 | 2004 | Sum: |
|--|------|------|-------|-------|
| Advance-Fee Loans and Credit Protection/Repair | 262 | 209 | 315 | 786 |
| Business Opps and Work-at-Home Plans | 213 | 215 | 281 | 709 |
| Debt Management/Credit Counseling | | 1 | 47 | 48 |
| Foreign Money Offers | 390 | 496 | 852 | 1,738 |
| Health Care | 116 | 88 | 170 | 374 |
| Internet Auctions | 424 | 975 | 1,586 | 2,985 |
| Internet Services and Computer Complaints | 511 | 708 | 828 | 2,047 |
| Investments | 56 | 47 | 59 | 162 |
| Magazines and Buyers Clubs | 71 | 104 | 133 | 308 |
| Multi-Level Mktg/Pyramids/Chain Letters | 41 | 39 | 44 | 124 |
| Office Supplies and Services | 52 | 50 | 133 | 235 |
| Prizes/Sweepstakes and Lotteries | 109 | 184 | 372 | 665 |
| Shop-at-Home/Catalog Sales | 338 | 708 | 803 | 1,849 |
| Telephone Services | 157 | 279 | 291 | 727 |
| Travel, Vacations and Timeshare | 70 | 78 | 80 | 228 |

Age Range 60 - 69

| | 2002 | 2003 | 2004 | Sum: |
|--|------|------|------|------|
| Advance-Fee Loans and Credit Protection/Repair | 87 | 67 | 104 | 258 |
| Business Opps and Work-at-Home Plans | 83 | 69 | 97 | 249 |
| Debt Management/Credit Counseling | | | 20 | 20 |
| Foreign Money Offers | 235 | 187 | 355 | 777 |
| Health Care | 71 | 60 | 86 | 217 |
| Internet Auctions | 126 | 250 | 470 | 846 |
| Internet Services and Computer Complaints | 160 | 265 | 316 | 741 |
| Investments | 24 | 24 | 37 | 85 |
| Magazines and Buyers Clubs | 50 | 43 | 82 | 175 |
| Multi-Level Mktg/Pyramids/Chain Letters | 39 | 14 | 27 | 80 |
| Office Supplies and Services | 19 | 23 | 47 | 89 |
| Prizes/Sweepstakes and Lotteries | 146 | 231 | 292 | 669 |
| Shop-at-Home/Catalog Sales | 147 | 276 | 315 | 738 |
| Telephone Services | 80 | 105 | 155 | 340 |
| Travel, Vacations and Timeshare | 32 | 48 | 54 | 134 |

Age Range 70 and Over

| | 2002 | 2003 | 2004 | Sum: |
|---|-------------|-------------|-------------|--------------|
| Advance-Fee Loans and Credit Protection/Repair | 52 | 62 | 66 | 180 |
| Business Opps and Work-at-Home Plans | 25 | 42 | 49 | 116 |
| Debt Management/Credit Counseling | | | 12 | 12 |
| Foreign Money Offers | 38 | 57 | 129 | 224 |
| Health Care | 141 | 50 | 76 | 267 |
| Internet Auctions | 33 | 53 | 93 | 179 |
| Internet Services and Computer Complaints | 73 | 115 | 168 | 356 |
| Investments | 41 | 27 | 51 | 119 |
| Magazines and Buyers Clubs | 40 | 42 | 72 | 154 |
| Multi-Level Mktg/Pyramids/Chain Letters | 5 | 5 | 7 | 17 |
| Office Supplies and Services | 4 | 9 | 25 | 38 |
| Prizes/Sweepstakes and Lotteries | 598 | 859 | 1,073 | 2,530 |
| Shop-at-Home/Catalog Sales | 106 | 166 | 182 | 454 |
| Telephone Services | 56 | 86 | 105 | 247 |
| Travel, Vacations and Timeshare | 17 | 21 | 37 | 75 |

Colorado

Age Range 50 - 59

| | 2002 | 2003 | 2004 | Sum: |
|--|------|------|------|------|
| Advance-Fee Loans and Credit Protection/Repair | 43 | 29 | 31 | 103 |
| Business Opps and Work-at-Home Plans | 38 | 32 | 57 | 127 |
| Debt Management/Credit Counseling | | | 5 | 5 |
| Foreign Money Offers | 42 | 92 | 160 | 294 |
| Health Care | 17 | 9 | 29 | 55 |
| Internet Auctions | 64 | 134 | 250 | 448 |
| Internet Services and Computer Complaints | 66 | 113 | 122 | 301 |
| Investments | 4 | 11 | 10 | 25 |
| Magazines and Buyers Clubs | 15 | 8 | 17 | 40 |
| Multi-Level Mktg/Pyramids/Chain Letters | 6 | 10 | 7 | 23 |
| Office Supplies and Services | 9 | 3 | 14 | 26 |
| Prizes/Sweepstakes and Lotteries | 18 | 26 | 48 | 92 |
| Shop-at-Home/Catalog Sales | 44 | 103 | 104 | 251 |
| Telephone Services | 18 | 30 | 42 | 90 |
| Travel, Vacations and Timeshare | 9 | 9 | 11 | 29 |

Age Range 60 - 69

| | 2002 | 2003 | 2004 | Sum: |
|--|------|------|------|------|
| Advance-Fee Loans and Credit Protection/Repair | 13 | 7 | 14 | 34 |
| Business Opps and Work-at-Home Plans | 8 | 16 | 19 | 43 |
| Debt Management/Credit Counseling | | | 4 | 4 |
| Foreign Money Offers | 40 | 32 | 95 | 167 |
| Health Care | 15 | 5 | 8 | 28 |
| Internet Auctions | 18 | 35 | 70 | 123 |
| Internet Services and Computer Complaints | 12 | 38 | 36 | 86 |
| Investments | 5 | 3 | 4 | 12 |
| Magazines and Buyers Clubs | 5 | 9 | 11 | 25 |
| Multi-Level Mktg/Pyramids/Chain Letters | 1 | 4 | 2 | 7 |
| Office Supplies and Services | 1 | | 5 | 6 |
| Prizes/Sweepstakes and Lotteries | 13 | 37 | 25 | 75 |
| Shop-at-Home/Catalog Sales | 20 | 28 | 34 | 82 |
| Telephone Services | 12 | 15 | 16 | 43 |
| Travel, Vacations and Timeshare | 5 | 4 | 5 | 14 |

Age Range 70 and Over

| | 2002 | 2003 | 2004 | Sum: |
|---|------|------|------|------|
| Advance-Fee Loans and Credit Protection/Repair | 10 | 3 | 8 | 21 |
| Business Opps and Work-at-Home Plans | 10 | 6 | 7 | 23 |
| Foreign Money Offers | 7 | 5 | 13 | 25 |
| Health Care | 20 | 6 | 5 | 31 |
| Internet Auctions | 5 | 11 | 11 | 27 |
| Internet Services and Computer Complaints | 21 | 6 | 23 | 50 |
| Investments | 5 | 2 | 6 | 13 |
| Magazines and Buyers Clubs | 8 | 4 | 8 | 20 |
| Multi-Level Mktg/Pyramids/Chain Letters | 1 | | 1 | 2 |
| Office Supplies and Services | | 3 | | 3 |
| Prizes/Sweepstakes and Lotteries | 53 | 71 | 157 | 281 |
| Shop-at-Home/Catalog Sales | 16 | 15 | 21 | 52 |
| Telephone Services | 7 | 8 | 9 | 24 |
| Travel, Vacations and Timeshare | 2 | 2 | 5 | 9 |

Connecticut

Age Range 50 - 59

| | 2002 | 2003 | 2004 | Sum: |
|--|------|------|------|------|
| Advance-Fee Loans and Credit Protection/Repair | 20 | 24 | 33 | 77 |
| Business Opps and Work-at-Home Plans | 18 | 28 | 12 | 58 |
| Debt Management/Credit Counseling | | | 7 | 7 |
| Foreign Money Offers | 51 | 45 | 67 | 163 |
| Health Care | 12 | 4 | 12 | 28 |
| Internet Auctions | 41 | 96 | 176 | 313 |
| Internet Services and Computer Complaints | 45 | 75 | 67 | 187 |
| Investments | 7 | 3 | 3 | 13 |
| Magazines and Buyers Clubs | 7 | 9 | 5 | 21 |
| Multi-Level Mktg/Pyramids/Chain Letters | 6 | 6 | 7 | 19 |
| Office Supplies and Services | 1 | 3 | 3 | 7 |
| Prizes/Sweepstakes and Lotteries | 3 | 8 | 19 | 30 |
| Shop-at-Home/Catalog Sales | 42 | 76 | 61 | 179 |
| Telephone Services | 11 | 17 | 19 | 47 |
| Travel, Vacations and Timeshare | 3 | 6 | 9 | 18 |

Age Range 60 - 69

| | 2002 | 2003 | 2004 | Sum: |
|--|------|------|------|------|
| Advance-Fee Loans and Credit Protection/Repair | 15 | 3 | 9 | 27 |
| Business Opps and Work-at-Home Plans | 10 | 5 | 8 | 23 |
| Foreign Money Offers | 7 | 10 | 20 | 37 |
| Health Care | 17 | 3 | 4 | 24 |
| Internet Auctions | 9 | 25 | 45 | 79 |
| Internet Services and Computer Complaints | 12 | 35 | 15 | 62 |
| Investments | 2 | 4 | 3 | 9 |
| Magazines and Buyers Clubs | 2 | 3 | 3 | 8 |
| Multi-Level Mktg/Pyramids/Chain Letters | 1 | | | 1 |
| Office Supplies and Services | | 2 | 4 | 6 |
| Prizes/Sweepstakes and Lotteries | 7 | 8 | 24 | 39 |
| Shop-at-Home/Catalog Sales | 12 | 18 | 24 | 54 |
| Telephone Services | 6 | 9 | 14 | 29 |
| Travel, Vacations and Timeshare | | 1 | 1 | 2 |

Age Range 70 and Over

| | 2002 | 2003 | 2004 | Sum: |
|---|------|------|------|------|
| Advance-Fee Loans and Credit Protection/Repair | 5 | 4 | | 9 |
| Business Opps and Work-at-Home Plans | 3 | | 3 | 6 |
| Debt Management/Credit Counseling | | | 1 | 1 |
| Foreign Money Offers | 3 | 9 | 6 | 18 |
| Health Care | 20 | 1 | 5 | 26 |
| Internet Auctions | 1 | 5 | 11 | 17 |
| Internet Services and Computer Complaints | 5 | 5 | 7 | 17 |
| Investments | 1 | 1 | 2 | 4 |
| Magazines and Buyers Clubs | 1 | 6 | 1 | 8 |
| Office Supplies and Services | | 4 | | 4 |
| Prizes/Sweepstakes and Lotteries | 13 | 24 | 18 | 55 |
| Shop-at-Home/Catalog Sales | 12 | 17 | 16 | 45 |
| Telephone Services | | 2 | 6 | 8 |
| Travel, Vacations and Timeshare | 1 | 2 | 1 | 4 |

Delaware

Age Range 50 - 59

| | 2002 | 2003 | 2004 | Sum: |
|--|------|------|------|------|
| Advance-Fee Loans and Credit Protection/Repair | 7 | 11 | 5 | 23 |
| Business Opps and Work-at-Home Plans | 6 | 2 | 6 | 14 |
| Debt Management/Credit Counseling | | | 3 | 3 |
| Foreign Money Offers | 4 | 10 | 9 | 23 |
| Health Care | | 4 | 6 | 10 |
| Internet Auctions | 12 | 13 | 27 | 52 |
| Internet Services and Computer Complaints | 15 | 17 | 18 | 50 |
| Investments | 2 | 3 | 2 | 7 |
| Magazines and Buyers Clubs | 1 | 1 | 3 | 5 |
| Multi-Level Mktg/Pyramids/Chain Letters | 1 | | 4 | 5 |
| Office Supplies and Services | 2 | 1 | 3 | 6 |
| Prizes/Sweepstakes and Lotteries | 2 | 6 | 16 | 24 |
| Shop-at-Home/Catalog Sales | 9 | 14 | 17 | 40 |
| Telephone Services | 10 | 8 | 10 | 28 |
| Travel, Vacations and Timeshare | 2 | | 2 | 4 |

Age Range 60 - 69

| | 2002 | 2003 | 2004 | Sum: |
|--|------|------|------|------|
| Advance-Fee Loans and Credit Protection/Repair | 2 | 5 | 2 | 9 |
| Business Opps and Work-at-Home Plans | 3 | 3 | 3 | 9 |
| Debt Management/Credit Counseling | | | 1 | 1 |
| Foreign Money Offers | 1 | 2 | 4 | 7 |
| Health Care | 4 | 3 | 2 | 9 |
| Internet Auctions | | 4 | 10 | 14 |
| Internet Services and Computer Complaints | 5 | 9 | 12 | 26 |
| Investments | | | 3 | 3 |
| Magazines and Buyers Clubs | 1 | | 2 | 3 |
| Office Supplies and Services | | | 2 | 2 |
| Prizes/Sweepstakes and Lotteries | 3 | 8 | 25 | 36 |
| Shop-at-Home/Catalog Sales | 3 | 7 | 11 | 21 |
| Telephone Services | 2 | 6 | 7 | 15 |
| Travel, Vacations and Timeshare | 1 | 2 | 1 | 4 |

Age Range 70 and Over

| | 2002 | 2003 | 2004 | Sum: |
|--|------|------|------|------|
| Advance-Fee Loans and Credit Protection/Repair | | 2 | | 2 |
| Business Opps and Work-at-Home Plans | | | 3 | 3 |
| Debt Management/Credit Counseling | | | 1 | 1 |
| Foreign Money Offers | | | 2 | 2 |
| Health Care | 4 | 1 | 4 | 9 |
| Internet Auctions | | 2 | 1 | 3 |
| Internet Services and Computer Complaints | 1 | 2 | 5 | 8 |
| Investments | | | 2 | 2 |
| Magazines and Buyers Clubs | 1 | 1 | 1 | 3 |
| Office Supplies and Services | | | 1 | 1 |
| Prizes/Sweepstakes and Lotteries | 7 | 13 | 49 | 69 |
| Shop-at-Home/Catalog Sales | 1 | 3 | 8 | 12 |
| Telephone Services | 1 | 1 | 2 | 4 |
| Travel, Vacations and Timeshare | | | 1 | 1 |

District Of Columbia**Age Range 50 - 59**

| | 2002 | 2003 | 2004 | Sum: |
|--|------|------|------|------|
| Advance-Fee Loans and Credit Protection/Repair | 9 | 19 | 9 | 37 |
| Business Opps and Work-at-Home Plans | 7 | 8 | 5 | 20 |
| Debt Management/Credit Counseling | | | 1 | 1 |
| Foreign Money Offers | 16 | 12 | 10 | 38 |
| Health Care | 4 | 1 | 4 | 9 |
| Internet Auctions | 6 | 6 | 20 | 32 |
| Internet Services and Computer Complaints | 26 | 54 | 75 | 155 |
| Investments | | 3 | | 3 |
| Magazines and Buyers Clubs | 5 | 2 | 6 | 13 |
| Multi-Level Mktg/Pyramids/Chain Letters | 1 | | 1 | 2 |
| Office Supplies and Services | 4 | 2 | 3 | 9 |
| Prizes/Sweepstakes and Lotteries | 1 | 16 | 12 | 29 |
| Shop-at-Home/Catalog Sales | 4 | 11 | 17 | 32 |
| Telephone Services | 4 | 14 | 12 | 30 |
| Travel, Vacations and Timeshare | 5 | 3 | 7 | 15 |

Age Range 60 - 69

| | 2002 | 2003 | 2004 | Sum: |
|--|------|------|------|------|
| Advance-Fee Loans and Credit Protection/Repair | 4 | 3 | | 7 |
| Business Opps and Work-at-Home Plans | 1 | 4 | 1 | 6 |
| Debt Management/Credit Counseling | | | 1 | 1 |
| Foreign Money Offers | 5 | 2 | 7 | 14 |
| Health Care | | 3 | 1 | 4 |
| Internet Auctions | 1 | 7 | 3 | 11 |
| Internet Services and Computer Complaints | 10 | 16 | 9 | 35 |
| Investments | | | 1 | 1 |
| Magazines and Buyers Clubs | 6 | | 5 | 11 |
| Office Supplies and Services | 1 | 2 | 2 | 5 |
| Prizes/Sweepstakes and Lotteries | 6 | 3 | 13 | 22 |
| Shop-at-Home/Catalog Sales | 3 | 2 | 10 | 15 |
| Telephone Services | 4 | 8 | 2 | 14 |
| Travel, Vacations and Timeshare | 3 | 6 | 1 | 10 |

Age Range 70 and Over

| | 2002 | 2003 | 2004 | Sum: |
|---|------|------|------|-----------|
| Advance-Fee Loans and Credit Protection/Repair | 7 | 2 | 2 | 11 |
| Business Opps and Work-at-Home Plans | 1 | 2 | 2 | 5 |
| Debt Management/Credit Counseling | | | 1 | 1 |
| Foreign Money Offers | | 1 | 2 | 3 |
| Health Care | 1 | 1 | 3 | 5 |
| Internet Auctions | | | 1 | 1 |
| Internet Services and Computer Complaints | 2 | 3 | 1 | 6 |
| Magazines and Buyers Clubs | 3 | 2 | 3 | 8 |
| Prizes/Sweepstakes and Lotteries | 4 | 10 | 18 | 32 |
| Shop-at-Home/Catalog Sales | 1 | 4 | 2 | 7 |
| Telephone Services | 1 | 4 | 2 | 7 |
| Travel, Vacations and Timeshare | | 1 | 1 | 2 |

Florida

Age Range 50 - 59

| | 2002 | 2003 | 2004 | Sum: |
|--|------|------|------|-------|
| Advance-Fee Loans and Credit Protection/Repair | 127 | 124 | 157 | 408 |
| Business Opps and Work-at-Home Plans | 120 | 113 | 153 | 386 |
| Debt Management/Credit Counseling | | | 53 | 53 |
| Foreign Money Offers | 235 | 363 | 449 | 1,047 |
| Health Care | 111 | 60 | 94 | 265 |
| Internet Auctions | 215 | 463 | 849 | 1,527 |
| Internet Services and Computer Complaints | 225 | 434 | 454 | 1,113 |
| Investments | 23 | 32 | 39 | 94 |
| Magazines and Buyers Clubs | 42 | 45 | 56 | 143 |
| Multi-Level Mktg/Pyramids/Chain Letters | 19 | 27 | 27 | 73 |
| Office Supplies and Services | 11 | 24 | 46 | 81 |
| Prizes/Sweepstakes and Lotteries | 21 | 46 | 140 | 207 |
| Shop-at-Home/Catalog Sales | 169 | 373 | 368 | 910 |
| Telephone Services | 108 | 171 | 214 | 493 |
| Travel, Vacations and Timeshare | 27 | 34 | 42 | 103 |

Age Range 60 - 69

| | 2002 | 2003 | 2004 | Sum: |
|--|------|------|------|------|
| Advance-Fee Loans and Credit Protection/Repair | 55 | 52 | 82 | 189 |
| Business Opps and Work-at-Home Plans | 50 | 62 | 63 | 175 |
| Debt Management/Credit Counseling | | | 33 | 33 |
| Foreign Money Offers | 83 | 85 | 184 | 352 |
| Health Care | 147 | 56 | 53 | 256 |
| Internet Auctions | 72 | 176 | 258 | 506 |
| Internet Services and Computer Complaints | 115 | 191 | 233 | 539 |
| Investments | 18 | 16 | 38 | 72 |
| Magazines and Buyers Clubs | 18 | 29 | 28 | 75 |
| Multi-Level Mktg/Pyramids/Chain Letters | 9 | 4 | 12 | 25 |
| Office Supplies and Services | 4 | 7 | 23 | 34 |
| Prizes/Sweepstakes and Lotteries | 14 | 58 | 144 | 216 |
| Shop-at-Home/Catalog Sales | 101 | 165 | 182 | 448 |
| Telephone Services | 77 | 107 | 126 | 310 |
| Travel, Vacations and Timeshare | 17 | 31 | 29 | 77 |

Age Range 70 and Over

| | 2002 | 2003 | 2004 | Sum: |
|---|------|------|------|------------|
| Advance-Fee Loans and Credit Protection/Repair | 22 | 25 | 33 | 80 |
| Business Opps and Work-at-Home Plans | 29 | 35 | 42 | 106 |
| Debt Management/Credit Counseling | | | 20 | 20 |
| Foreign Money Offers | 34 | 33 | 67 | 134 |
| Health Care | 238 | 55 | 56 | 349 |
| Internet Auctions | 26 | 44 | 71 | 141 |
| Internet Services and Computer Complaints | 69 | 106 | 146 | 321 |
| Investments | 17 | 11 | 24 | 52 |
| Magazines and Buyers Clubs | 38 | 32 | 31 | 101 |
| Multi-Level Mktg/Pyramids/Chain Letters | 5 | 4 | 7 | 16 |
| Office Supplies and Services | 4 | 7 | 6 | 17 |
| Prizes/Sweepstakes and Lotteries | 96 | 205 | 353 | 654 |
| Shop-at-Home/Catalog Sales | 54 | 109 | 113 | 276 |
| Telephone Services | 51 | 82 | 108 | 241 |
| Travel, Vacations and Timeshare | 13 | 26 | 28 | 67 |

Georgia

Age Range 50 - 59

| | 2002 | 2003 | 2004 | Sum: |
|--|------|------|------|------|
| Advance-Fee Loans and Credit Protection/Repair | 44 | 55 | 65 | 164 |
| Business Opps and Work-at-Home Plans | 27 | 44 | 50 | 121 |
| Debt Management/Credit Counseling | | | 22 | 22 |
| Foreign Money Offers | 79 | 82 | 163 | 324 |
| Health Care | 17 | 17 | 29 | 63 |
| Internet Auctions | 66 | 140 | 237 | 443 |
| Internet Services and Computer Complaints | 84 | 126 | 145 | 355 |
| Investments | 11 | 11 | 15 | 37 |
| Magazines and Buyers Clubs | 13 | 26 | 24 | 63 |
| Multi-Level Mktg/Pyramids/Chain Letters | 6 | 1 | 9 | 16 |
| Office Supplies and Services | 4 | 7 | 23 | 34 |
| Prizes/Sweepstakes and Lotteries | 24 | 33 | 71 | 128 |
| Shop-at-Home/Catalog Sales | 47 | 131 | 122 | 300 |
| Telephone Services | 38 | 63 | 89 | 190 |
| Travel, Vacations and Timeshare | 15 | 18 | 26 | 59 |

Age Range 60 - 69

| | 2002 | 2003 | 2004 | Sum: |
|--|------|------|------|------|
| Advance-Fee Loans and Credit Protection/Repair | 13 | 17 | 24 | 54 |
| Business Opps and Work-at-Home Plans | 10 | 17 | 16 | 43 |
| Debt Management/Credit Counseling | | | 15 | 15 |
| Foreign Money Offers | 15 | 22 | 54 | 91 |
| Health Care | 13 | 12 | 12 | 37 |
| Internet Auctions | 18 | 35 | 77 | 130 |
| Internet Services and Computer Complaints | 33 | 48 | 57 | 138 |
| Investments | 1 | 5 | 4 | 10 |
| Magazines and Buyers Clubs | 9 | 8 | 15 | 32 |
| Multi-Level Mktg/Pyramids/Chain Letters | 4 | 1 | 2 | 7 |
| Office Supplies and Services | 1 | 1 | 6 | 8 |
| Prizes/Sweepstakes and Lotteries | 30 | 32 | 58 | 120 |
| Shop-at-Home/Catalog Sales | 23 | 44 | 50 | 117 |
| Telephone Services | 15 | 24 | 27 | 66 |
| Travel, Vacations and Timeshare | 2 | 9 | 4 | 15 |

Age Range 70 and Over

| | 2002 | 2003 | 2004 | Sum: |
|---|------|------|------|------|
| Advance-Fee Loans and Credit Protection/Repair | 2 | 11 | 7 | 20 |
| Business Opps and Work-at-Home Plans | 4 | 6 | 5 | 15 |
| Debt Management/Credit Counseling | | | 3 | 3 |
| Foreign Money Offers | 1 | 5 | 12 | 18 |
| Health Care | 16 | 5 | 10 | 31 |
| Internet Auctions | 2 | 5 | 10 | 17 |
| Internet Services and Computer Complaints | 6 | 12 | 21 | 39 |
| Investments | 5 | 4 | 3 | 12 |
| Magazines and Buyers Clubs | 3 | | 15 | 18 |
| Multi-Level Mktg/Pyramids/Chain Letters | | | 3 | 3 |
| Office Supplies and Services | | | 4 | 4 |
| Prizes/Sweepstakes and Lotteries | 44 | 113 | 147 | 304 |
| Shop-at-Home/Catalog Sales | 10 | 18 | 18 | 46 |
| Telephone Services | 7 | 17 | 17 | 41 |
| Travel, Vacations and Timeshare | 4 | 4 | 4 | 12 |

Guam

Age Range 50 - 59

| | 2002 | 2003 | 2004 | Sum: |
|--|------|------|------|------|
| Advance-Fee Loans and Credit Protection/Repair | | | 1 | 1 |
| Internet Auctions | 1 | 3 | 1 | 5 |
| Internet Services and Computer Complaints | 2 | | 1 | 3 |
| Investments | 1 | | | 1 |
| Magazines and Buyers Clubs | | | 1 | 1 |
| Shop-at-Home/Catalog Sales | | 1 | | 1 |
| Telephone Services | | 1 | | 1 |

Age Range 60 - 69

| | 2003 | 2004 | Sum: |
|----------------------------|------|------|------|
| Internet Auctions | | 1 | 1 |
| Shop-at-Home/Catalog Sales | 3 | | 3 |

Age Range 70 and Over

| | 2002 | 2003 | 2004 | Sum: |
|---|------|------|------|------|
| Business Opps and Work-at-Home Plans | | | 1 | 1 |
| Internet Services and Computer Complaints | | 1 | | 1 |
| Investments | 1 | | | 1 |

Hawaii

Age Range 50 - 59

| | 2002 | 2003 | 2004 | Sum: |
|--|------|------|------|------|
| Advance-Fee Loans and Credit Protection/Repair | 8 | 16 | 13 | 37 |
| Business Opps and Work-at-Home Plans | 7 | 9 | 4 | 20 |
| Debt Management/Credit Counseling | | | 6 | 6 |
| Foreign Money Offers | 15 | 15 | 22 | 52 |
| Health Care | | 4 | 6 | 10 |
| Internet Auctions | 25 | 44 | 85 | 154 |
| Internet Services and Computer Complaints | 18 | 22 | 30 | 70 |
| Investments | 1 | 2 | 1 | 4 |
| Magazines and Buyers Clubs | | 3 | 5 | 8 |
| Multi-Level Mktg/Pyramids/Chain Letters | 2 | 3 | 1 | 6 |
| Office Supplies and Services | 2 | 5 | 9 | 16 |
| Prizes/Sweepstakes and Lotteries | 7 | 17 | 17 | 41 |
| Shop-at-Home/Catalog Sales | 15 | 29 | 53 | 97 |
| Telephone Services | 7 | 6 | 15 | 28 |
| Travel, Vacations and Timeshare | | 1 | 4 | 5 |

Age Range 60 - 69

| | 2002 | 2003 | 2004 | Sum: |
|--|------|------|------|------|
| Advance-Fee Loans and Credit Protection/Repair | 1 | 2 | 2 | 5 |
| Business Opps and Work-at-Home Plans | 4 | 4 | 3 | 11 |
| Debt Management/Credit Counseling | | | 2 | 2 |
| Foreign Money Offers | 6 | 8 | 9 | 23 |
| Health Care | 4 | | 1 | 5 |
| Internet Auctions | 4 | 15 | 16 | 35 |
| Internet Services and Computer Complaints | 6 | 10 | 17 | 33 |
| Investments | 2 | | | 2 |
| Magazines and Buyers Clubs | 1 | 3 | | 4 |
| Multi-Level Mktg/Pyramids/Chain Letters | | | 1 | 1 |
| Office Supplies and Services | | 1 | 1 | 2 |
| Prizes/Sweepstakes and Lotteries | 6 | 17 | 12 | 35 |
| Shop-at-Home/Catalog Sales | 5 | 21 | 16 | 42 |
| Telephone Services | 2 | 1 | 4 | 7 |
| Travel, Vacations and Timeshare | 2 | | 1 | 3 |

Age Range 70 and Over

| | 2002 | 2003 | 2004 | Sum: |
|---|------|------|------|------|
| Advance-Fee Loans and Credit Protection/Repair | 1 | | 2 | 3 |
| Business Opps and Work-at-Home Plans | 1 | 1 | 2 | 4 |
| Foreign Money Offers | 2 | | 1 | 3 |
| Health Care | | 1 | 1 | 2 |
| Internet Auctions | 1 | 3 | 4 | 8 |
| Internet Services and Computer Complaints | 2 | 4 | 1 | 7 |
| Investments | | 1 | 1 | 2 |
| Magazines and Buyers Clubs | | 2 | 1 | 3 |
| Office Supplies and Services | | | 1 | 1 |
| Prizes/Sweepstakes and Lotteries | 24 | 52 | 59 | 135 |
| Shop-at-Home/Catalog Sales | 3 | 9 | 6 | 18 |
| Telephone Services | 1 | 1 | 2 | 4 |

Idaho

Age Range 50 - 59

| | 2002 | 2003 | 2004 | Sum: |
|--|------|------|------|------|
| Advance-Fee Loans and Credit Protection/Repair | 7 | 10 | 12 | 29 |
| Business Opps and Work-at-Home Plans | 5 | 7 | 13 | 25 |
| Debt Management/Credit Counseling | | | 9 | 9 |
| Foreign Money Offers | 9 | 12 | 29 | 50 |
| Health Care | 2 | 4 | 7 | 13 |
| Internet Auctions | 19 | 40 | 87 | 146 |
| Internet Services and Computer Complaints | 16 | 23 | 30 | 69 |
| Investments | 1 | | 3 | 4 |
| Magazines and Buyers Clubs | 1 | 2 | 4 | 7 |
| Multi-Level Mktg/Pyramids/Chain Letters | | 1 | | 1 |
| Office Supplies and Services | | 1 | 4 | 5 |
| Prizes/Sweepstakes and Lotteries | 1 | 6 | 11 | 18 |
| Shop-at-Home/Catalog Sales | 14 | 27 | 29 | 70 |
| Telephone Services | 8 | 11 | 10 | 29 |
| Travel, Vacations and Timeshare | | 3 | 7 | 10 |

Age Range 60 - 69

| | 2002 | 2003 | 2004 | Sum: |
|--|------|------|------|------|
| Advance-Fee Loans and Credit Protection/Repair | 3 | 7 | 2 | 12 |
| Business Opps and Work-at-Home Plans | | 3 | 3 | 6 |
| Debt Management/Credit Counseling | | | 4 | 4 |
| Foreign Money Offers | 7 | 4 | 8 | 19 |
| Health Care | | | 2 | 2 |
| Internet Auctions | 9 | 18 | 27 | 54 |
| Internet Services and Computer Complaints | 12 | 3 | 10 | 25 |
| Magazines and Buyers Clubs | | 3 | 2 | 5 |
| Multi-Level Mktg/Pyramids/Chain Letters | 1 | 1 | 1 | 3 |
| Office Supplies and Services | | | 1 | 1 |
| Prizes/Sweepstakes and Lotteries | 8 | 9 | 14 | 31 |
| Shop-at-Home/Catalog Sales | 2 | 5 | 8 | 15 |
| Telephone Services | 3 | 3 | 4 | 10 |
| Travel, Vacations and Timeshare | 1 | | 1 | 2 |

Age Range 70 and Over

| | 2002 | 2003 | 2004 | Sum: |
|---|------|------|------|------------|
| Advance-Fee Loans and Credit Protection/Repair | 1 | | 3 | 4 |
| Business Opps and Work-at-Home Plans | 1 | | 2 | 3 |
| Debt Management/Credit Counseling | | | 1 | 1 |
| Foreign Money Offers | 2 | 2 | 4 | 8 |
| Health Care | 2 | | 2 | 4 |
| Internet Auctions | | 2 | 8 | 10 |
| Internet Services and Computer Complaints | | 2 | 4 | 6 |
| Investments | 1 | | | 1 |
| Magazines and Buyers Clubs | | | 1 | 1 |
| Multi-Level Mktg/Pyramids/Chain Letters | | 1 | | 1 |
| Prizes/Sweepstakes and Lotteries | 25 | 39 | 52 | 116 |
| Shop-at-Home/Catalog Sales | 2 | 6 | 3 | 11 |
| Telephone Services | 1 | 1 | 4 | 6 |

Illinois**Age Range 50 - 59**

| | 2002 | 2003 | 2004 | Sum: |
|--|------|------|------|------|
| Advance-Fee Loans and Credit Protection/Repair | 68 | 68 | 71 | 207 |
| Business Opps and Work-at-Home Plans | 64 | 52 | 78 | 194 |
| Debt Management/Credit Counseling | | | 28 | 28 |
| Foreign Money Offers | 74 | 77 | 157 | 308 |
| Health Care | 27 | 30 | 30 | 87 |
| Internet Auctions | 121 | 244 | 456 | 821 |
| Internet Services and Computer Complaints | 110 | 175 | 223 | 508 |
| Investments | 10 | 8 | 8 | 26 |
| Magazines and Buyers Clubs | 17 | 19 | 31 | 67 |
| Multi-Level Mktg/Pyramids/Chain Letters | 6 | 10 | 14 | 30 |
| Office Supplies and Services | 7 | 11 | 24 | 42 |
| Prizes/Sweepstakes and Lotteries | 35 | 61 | 83 | 179 |
| Shop-at-Home/Catalog Sales | 99 | 192 | 211 | 502 |
| Telephone Services | 66 | 87 | 108 | 261 |
| Travel, Vacations and Timeshare | 13 | 24 | 21 | 58 |

Age Range 60 - 69

| | 2002 | 2003 | 2004 | Sum: |
|--|------|------|------|------|
| Advance-Fee Loans and Credit Protection/Repair | 18 | 26 | 25 | 69 |
| Business Opps and Work-at-Home Plans | 14 | 19 | 30 | 63 |
| Debt Management/Credit Counseling | | | 16 | 16 |
| Foreign Money Offers | 45 | 29 | 46 | 120 |
| Health Care | 32 | 21 | 20 | 73 |
| Internet Auctions | 29 | 63 | 109 | 201 |
| Internet Services and Computer Complaints | 29 | 48 | 58 | 135 |
| Investments | 6 | 2 | 5 | 13 |
| Magazines and Buyers Clubs | 5 | 8 | 18 | 31 |
| Multi-Level Mktg/Pyramids/Chain Letters | 3 | 3 | 2 | 8 |
| Office Supplies and Services | 4 | 3 | 15 | 22 |
| Prizes/Sweepstakes and Lotteries | 40 | 68 | 56 | 164 |
| Shop-at-Home/Catalog Sales | 45 | 67 | 68 | 180 |
| Telephone Services | 28 | 40 | 49 | 117 |
| Travel, Vacations and Timeshare | 4 | 16 | 14 | 34 |

Age Range 70 and Over

| | 2002 | 2003 | 2004 | Sum: |
|---|------|------|------|------------|
| Advance-Fee Loans and Credit Protection/Repair | 8 | 13 | 12 | 33 |
| Business Opps and Work-at-Home Plans | 4 | 7 | 6 | 17 |
| Debt Management/Credit Counseling | | | 5 | 5 |
| Foreign Money Offers | 8 | 7 | 18 | 33 |
| Health Care | 33 | 5 | 11 | 49 |
| Internet Auctions | 6 | 6 | 17 | 29 |
| Internet Services and Computer Complaints | 14 | 14 | 21 | 49 |
| Investments | 7 | 7 | 4 | 18 |
| Magazines and Buyers Clubs | 8 | 8 | 8 | 24 |
| Multi-Level Mktg/Pyramids/Chain Letters | | | 1 | 1 |
| Office Supplies and Services | 1 | 1 | 3 | 5 |
| Prizes/Sweepstakes and Lotteries | 164 | 176 | 314 | 654 |
| Shop-at-Home/Catalog Sales | 18 | 37 | 47 | 102 |
| Telephone Services | 19 | 22 | 34 | 75 |
| Travel, Vacations and Timeshare | 5 | 7 | 8 | 20 |

Indiana

Age Range 50 - 59

| | 2002 | 2003 | 2004 | Sum: |
|--|------|------|------|------|
| Advance-Fee Loans and Credit Protection/Repair | 36 | 35 | 57 | 128 |
| Business Opps and Work-at-Home Plans | 32 | 21 | 36 | 89 |
| Debt Management/Credit Counseling | | | 10 | 10 |
| Foreign Money Offers | 37 | 65 | 109 | 211 |
| Health Care | 17 | 21 | 14 | 52 |
| Internet Auctions | 73 | 125 | 231 | 429 |
| Internet Services and Computer Complaints | 59 | 80 | 102 | 241 |
| Investments | 5 | 8 | 9 | 22 |
| Magazines and Buyers Clubs | 8 | 14 | 9 | 31 |
| Multi-Level Mktg/Pyramids/Chain Letters | 2 | 11 | 7 | 20 |
| Office Supplies and Services | 6 | 12 | 16 | 34 |
| Prizes/Sweepstakes and Lotteries | 29 | 32 | 70 | 131 |
| Shop-at-Home/Catalog Sales | 45 | 87 | 75 | 207 |
| Telephone Services | 19 | 66 | 61 | 146 |
| Travel, Vacations and Timeshare | 11 | 8 | 9 | 28 |

Age Range 60 - 69

| | 2002 | 2003 | 2004 | Sum: |
|--|------|------|------|------|
| Advance-Fee Loans and Credit Protection/Repair | 24 | 18 | 11 | 53 |
| Business Opps and Work-at-Home Plans | 13 | 6 | 7 | 26 |
| Foreign Money Offers | 15 | 11 | 68 | 94 |
| Health Care | 11 | 11 | 15 | 37 |
| Internet Auctions | 17 | 23 | 71 | 111 |
| Internet Services and Computer Complaints | 13 | 42 | 28 | 83 |
| Investments | 1 | | 9 | 10 |
| Magazines and Buyers Clubs | 7 | 11 | 10 | 28 |
| Multi-Level Mktg/Pyramids/Chain Letters | 2 | 4 | 2 | 8 |
| Office Supplies and Services | 1 | | 3 | 4 |
| Prizes/Sweepstakes and Lotteries | 49 | 26 | 52 | 127 |
| Shop-at-Home/Catalog Sales | 17 | 36 | 37 | 90 |
| Telephone Services | 10 | 12 | 24 | 46 |
| Travel, Vacations and Timeshare | 3 | 3 | 8 | 14 |

Age Range 70 and Over

| | 2002 | 2003 | 2004 | Sum: |
|---|------|------|------|------------|
| Advance-Fee Loans and Credit Protection/Repair | 4 | 6 | 6 | 16 |
| Business Opps and Work-at-Home Plans | 1 | 9 | 5 | 15 |
| Debt Management/Credit Counseling | | | 2 | 2 |
| Foreign Money Offers | 3 | 7 | 20 | 30 |
| Health Care | 16 | 6 | 12 | 34 |
| Internet Auctions | 8 | 9 | 9 | 26 |
| Internet Services and Computer Complaints | 5 | 12 | 14 | 31 |
| Investments | | 4 | 5 | 9 |
| Magazines and Buyers Clubs | 3 | 1 | 6 | 10 |
| Multi-Level Mktg/Pyramids/Chain Letters | 1 | 1 | 1 | 3 |
| Office Supplies and Services | | 2 | 1 | 3 |
| Prizes/Sweepstakes and Lotteries | 95 | 118 | 138 | 351 |
| Shop-at-Home/Catalog Sales | 12 | 25 | 22 | 59 |
| Telephone Services | 8 | 7 | 18 | 33 |
| Travel, Vacations and Timeshare | 5 | 3 | 4 | 12 |

Iowa

Age Range 50 - 59

| | 2002 | 2003 | 2004 | Sum: |
|--|------|------|------|------|
| Advance-Fee Loans and Credit Protection/Repair | 23 | 16 | 15 | 54 |
| Business Opps and Work-at-Home Plans | 9 | 6 | 13 | 28 |
| Debt Management/Credit Counseling | | | 8 | 8 |
| Foreign Money Offers | 33 | 24 | 37 | 94 |
| Health Care | 7 | 5 | 10 | 22 |
| Internet Auctions | 23 | 67 | 112 | 202 |
| Internet Services and Computer Complaints | 20 | 34 | 32 | 86 |
| Investments | 1 | 3 | 1 | 5 |
| Magazines and Buyers Clubs | 3 | 5 | 6 | 14 |
| Multi-Level Mktg/Pyramids/Chain Letters | 1 | 3 | 3 | 7 |
| Office Supplies and Services | | 1 | 3 | 4 |
| Prizes/Sweepstakes and Lotteries | 3 | 4 | 11 | 18 |
| Shop-at-Home/Catalog Sales | 19 | 38 | 46 | 103 |
| Telephone Services | 6 | 9 | 10 | 25 |
| Travel, Vacations and Timeshare | 1 | 4 | 4 | 9 |

Age Range 60 - 69

| | 2002 | 2003 | 2004 | Sum: |
|--|------|------|------|------|
| Advance-Fee Loans and Credit Protection/Repair | 9 | 5 | 3 | 17 |
| Business Opps and Work-at-Home Plans | 1 | 4 | 5 | 10 |
| Debt Management/Credit Counseling | | | 3 | 3 |
| Foreign Money Offers | 3 | 2 | 7 | 12 |
| Health Care | 1 | 2 | 1 | 4 |
| Internet Auctions | 2 | 14 | 29 | 45 |
| Internet Services and Computer Complaints | 4 | 10 | 16 | 30 |
| Investments | | 1 | | 1 |
| Magazines and Buyers Clubs | 3 | 2 | 5 | 10 |
| Multi-Level Mktg/Pyramids/Chain Letters | 2 | 1 | 1 | 4 |
| Office Supplies and Services | 2 | | 1 | 3 |
| Prizes/Sweepstakes and Lotteries | 1 | 3 | 7 | 11 |
| Shop-at-Home/Catalog Sales | 9 | 12 | 12 | 33 |
| Telephone Services | 3 | 3 | 9 | 15 |
| Travel, Vacations and Timeshare | 1 | 1 | | 2 |

Age Range 70 and Over

| | 2002 | 2003 | 2004 | Sum: |
|--|------|------|------|------|
| Advance-Fee Loans and Credit Protection/Repair | | 2 | 1 | 3 |
| Business Opps and Work-at-Home Plans | | | 6 | 6 |
| Debt Management/Credit Counseling | | | 2 | 2 |
| Foreign Money Offers | | 1 | 3 | 4 |
| Health Care | 4 | 1 | 6 | 11 |
| Internet Auctions | 4 | 2 | 4 | 10 |
| Internet Services and Computer Complaints | 1 | 8 | 7 | 16 |
| Investments | 1 | 2 | 2 | 5 |
| Magazines and Buyers Clubs | 2 | | 2 | 4 |
| Office Supplies and Services | | | 1 | 1 |
| Prizes/Sweepstakes and Lotteries | 9 | 21 | 20 | 50 |
| Shop-at-Home/Catalog Sales | 4 | 9 | 15 | 28 |
| Telephone Services | 3 | 4 | 3 | 10 |
| Travel, Vacations and Timeshare | 1 | 3 | 2 | 6 |

Kansas

Age Range 50 - 59

| | 2002 | 2003 | 2004 | Sum: |
|--|------|------|------|------|
| Advance-Fee Loans and Credit Protection/Repair | 18 | 8 | 26 | 52 |
| Business Opps and Work-at-Home Plans | 12 | 7 | 18 | 37 |
| Debt Management/Credit Counseling | | | 9 | 9 |
| Foreign Money Offers | 26 | 103 | 55 | 184 |
| Health Care | 4 | 5 | 14 | 23 |
| Internet Auctions | 26 | 62 | 114 | 202 |
| Internet Services and Computer Complaints | 15 | 33 | 48 | 96 |
| Investments | 1 | 6 | 5 | 12 |
| Magazines and Buyers Clubs | 5 | 3 | 4 | 12 |
| Multi-Level Mktg/Pyramids/Chain Letters | 4 | 5 | 3 | 12 |
| Office Supplies and Services | | 1 | 4 | 5 |
| Prizes/Sweepstakes and Lotteries | 7 | 13 | 20 | 40 |
| Shop-at-Home/Catalog Sales | 13 | 32 | 44 | 89 |
| Telephone Services | 11 | 15 | 18 | 44 |
| Travel, Vacations and Timeshare | 2 | 3 | 3 | 8 |

Age Range 60 - 69

| | 2002 | 2003 | 2004 | Sum: |
|--|------|------|------|------|
| Advance-Fee Loans and Credit Protection/Repair | 9 | 5 | | 14 |
| Business Opps and Work-at-Home Plans | 7 | 7 | 8 | 22 |
| Debt Management/Credit Counseling | | | 4 | 4 |
| Foreign Money Offers | 5 | 5 | 15 | 25 |
| Health Care | 4 | 3 | 5 | 12 |
| Internet Auctions | 5 | 23 | 28 | 56 |
| Internet Services and Computer Complaints | 6 | 17 | 11 | 34 |
| Investments | 2 | 3 | 3 | 8 |
| Magazines and Buyers Clubs | 5 | | 4 | 9 |
| Multi-Level Mktg/Pyramids/Chain Letters | 1 | 3 | 2 | 6 |
| Office Supplies and Services | | 1 | 4 | 5 |
| Prizes/Sweepstakes and Lotteries | 6 | 11 | 12 | 29 |
| Shop-at-Home/Catalog Sales | 5 | 11 | 21 | 37 |
| Telephone Services | 3 | 7 | 10 | 20 |
| Travel, Vacations and Timeshare | 3 | 2 | 4 | 9 |

Age Range 70 and Over

| | 2002 | 2003 | 2004 | Sum: |
|---|------|------|------|------|
| Advance-Fee Loans and Credit Protection/Repair | 1 | 4 | 4 | 9 |
| Business Opps and Work-at-Home Plans | | 3 | 2 | 5 |
| Debt Management/Credit Counseling | | | 2 | 2 |
| Foreign Money Offers | 1 | 3 | 5 | 9 |
| Health Care | 6 | 6 | 1 | 13 |
| Internet Auctions | | 2 | 4 | 6 |
| Internet Services and Computer Complaints | | 5 | 8 | 13 |
| Investments | | 1 | 4 | 5 |
| Magazines and Buyers Clubs | 2 | 3 | 2 | 7 |
| Multi-Level Mktg/Pyramids/Chain Letters | | | 1 | 1 |
| Prizes/Sweepstakes and Lotteries | 12 | 30 | 24 | 66 |
| Shop-at-Home/Catalog Sales | 3 | 9 | 8 | 20 |
| Telephone Services | 5 | 3 | 9 | 17 |
| Travel, Vacations and Timeshare | 1 | 3 | 1 | 5 |

Kentucky**Age Range 50 - 59**

| | 2002 | 2003 | 2004 | Sum: |
|--|------|------|------|------|
| Advance-Fee Loans and Credit Protection/Repair | 18 | 18 | 24 | 60 |
| Business Opps and Work-at-Home Plans | 12 | 13 | 16 | 41 |
| Debt Management/Credit Counseling | | 1 | 6 | 7 |
| Foreign Money Offers | 15 | 37 | 36 | 88 |
| Health Care | 6 | 9 | 13 | 28 |
| Internet Auctions | 25 | 79 | 148 | 252 |
| Internet Services and Computer Complaints | 31 | 50 | 55 | 136 |
| Investments | | 1 | 3 | 4 |
| Magazines and Buyers Clubs | 2 | 5 | 5 | 12 |
| Multi-Level Mktg/Pyramids/Chain Letters | 6 | 4 | 4 | 14 |
| Office Supplies and Services | 2 | 7 | 8 | 17 |
| Prizes/Sweepstakes and Lotteries | 25 | 31 | 24 | 80 |
| Shop-at-Home/Catalog Sales | 22 | 53 | 63 | 138 |
| Telephone Services | 10 | 16 | 25 | 51 |
| Travel, Vacations and Timeshare | 5 | 3 | 2 | 10 |

Age Range 60 - 69

| | 2002 | 2003 | 2004 | Sum: |
|--|------|------|------|------|
| Advance-Fee Loans and Credit Protection/Repair | 5 | 6 | 5 | 16 |
| Business Opps and Work-at-Home Plans | 3 | 3 | 6 | 12 |
| Debt Management/Credit Counseling | | | 2 | 2 |
| Foreign Money Offers | 9 | 141 | 51 | 201 |
| Health Care | 7 | 4 | 2 | 13 |
| Internet Auctions | 11 | 10 | 40 | 61 |
| Internet Services and Computer Complaints | 10 | 12 | 27 | 49 |
| Investments | | 1 | 5 | 6 |
| Magazines and Buyers Clubs | 1 | 2 | 4 | 7 |
| Office Supplies and Services | 1 | 1 | 1 | 3 |
| Prizes/Sweepstakes and Lotteries | 8 | 11 | 25 | 44 |
| Shop-at-Home/Catalog Sales | 7 | 19 | 33 | 59 |
| Telephone Services | 5 | 8 | 14 | 27 |
| Travel, Vacations and Timeshare | 1 | 3 | 4 | 8 |

Age Range 70 and Over

| | 2002 | 2003 | 2004 | Sum: |
|---|------|------|------|------------|
| Advance-Fee Loans and Credit Protection/Repair | 4 | 4 | 3 | 11 |
| Business Opps and Work-at-Home Plans | 3 | 6 | 5 | 14 |
| Foreign Money Offers | 1 | 2 | 1 | 4 |
| Health Care | 7 | 5 | 2 | 14 |
| Internet Auctions | | 2 | 6 | 8 |
| Internet Services and Computer Complaints | 3 | 3 | 1 | 7 |
| Investments | 2 | 1 | 1 | 4 |
| Magazines and Buyers Clubs | 1 | 3 | 7 | 11 |
| Multi-Level Mktg/Pyramids/Chain Letters | | | 1 | 1 |
| Office Supplies and Services | | | 1 | 1 |
| Prizes/Sweepstakes and Lotteries | 43 | 51 | 67 | 161 |
| Shop-at-Home/Catalog Sales | 5 | 11 | 21 | 37 |
| Telephone Services | 6 | 4 | 2 | 12 |
| Travel, Vacations and Timeshare | | 1 | 2 | 3 |

Louisiana

Age Range 50 - 59

| | 2002 | 2003 | 2004 | Sum: |
|--|------|------|------|------|
| Advance-Fee Loans and Credit Protection/Repair | 26 | 25 | 33 | 84 |
| Business Opps and Work-at-Home Plans | 12 | 12 | 31 | 55 |
| Debt Management/Credit Counseling | | | 8 | 8 |
| Foreign Money Offers | 26 | 25 | 68 | 119 |
| Health Care | 7 | 10 | 10 | 27 |
| Internet Auctions | 33 | 71 | 126 | 230 |
| Internet Services and Computer Complaints | 41 | 64 | 64 | 169 |
| Investments | 7 | 3 | 2 | 12 |
| Magazines and Buyers Clubs | 7 | 7 | 7 | 21 |
| Multi-Level Mktg/Pyramids/Chain Letters | 2 | 1 | 6 | 9 |
| Office Supplies and Services | 4 | 3 | 16 | 23 |
| Prizes/Sweepstakes and Lotteries | 17 | 23 | 29 | 69 |
| Shop-at-Home/Catalog Sales | 26 | 54 | 64 | 144 |
| Telephone Services | 10 | 22 | 24 | 56 |
| Travel, Vacations and Timeshare | 3 | 5 | 6 | 14 |

Age Range 60 - 69

| | 2002 | 2003 | 2004 | Sum: |
|--|------|------|------|------|
| Advance-Fee Loans and Credit Protection/Repair | 10 | 7 | 10 | 27 |
| Business Opps and Work-at-Home Plans | 4 | 6 | 6 | 16 |
| Debt Management/Credit Counseling | | | 5 | 5 |
| Foreign Money Offers | 9 | 10 | 14 | 33 |
| Health Care | 6 | 6 | 4 | 16 |
| Internet Auctions | 12 | 17 | 37 | 66 |
| Internet Services and Computer Complaints | 11 | 22 | 16 | 49 |
| Investments | | 1 | 1 | 2 |
| Magazines and Buyers Clubs | 4 | 3 | 6 | 13 |
| Multi-Level Mktg/Pyramids/Chain Letters | 1 | 1 | 2 | 4 |
| Office Supplies and Services | | 1 | 3 | 4 |
| Prizes/Sweepstakes and Lotteries | 13 | 12 | 23 | 48 |
| Shop-at-Home/Catalog Sales | 7 | 23 | 29 | 59 |
| Telephone Services | 3 | 5 | 12 | 20 |
| Travel, Vacations and Timeshare | 3 | 3 | 4 | 10 |

Age Range 70 and Over

| | 2002 | 2003 | 2004 | Sum: |
|---|------|------|------|------------|
| Advance-Fee Loans and Credit Protection/Repair | 2 | 4 | 5 | 11 |
| Business Opps and Work-at-Home Plans | 2 | 3 | 7 | 12 |
| Debt Management/Credit Counseling | | | 2 | 2 |
| Foreign Money Offers | 2 | | 7 | 9 |
| Health Care | 13 | 1 | 9 | 23 |
| Internet Auctions | 4 | 3 | 10 | 17 |
| Internet Services and Computer Complaints | 2 | 5 | 8 | 15 |
| Investments | 1 | | 4 | 5 |
| Magazines and Buyers Clubs | 2 | 6 | 3 | 11 |
| Multi-Level Mktg/Pyramids/Chain Letters | | 1 | | 1 |
| Office Supplies and Services | | | 1 | 1 |
| Prizes/Sweepstakes and Lotteries | 43 | 25 | 50 | 118 |
| Shop-at-Home/Catalog Sales | 6 | 8 | 12 | 26 |
| Telephone Services | 3 | 7 | 12 | 22 |
| Travel, Vacations and Timeshare | | 3 | 4 | 7 |

Maine

Age Range 50 - 59

| | 2002 | 2003 | 2004 | Sum: |
|--|------|------|------|------|
| Advance-Fee Loans and Credit Protection/Repair | 11 | 3 | 4 | 18 |
| Business Opps and Work-at-Home Plans | 5 | 8 | 7 | 20 |
| Debt Management/Credit Counseling | | | 7 | 7 |
| Foreign Money Offers | 10 | 10 | 27 | 47 |
| Health Care | 3 | 2 | 8 | 13 |
| Internet Auctions | 13 | 34 | 54 | 101 |
| Internet Services and Computer Complaints | 17 | 24 | 46 | 87 |
| Magazines and Buyers Clubs | 5 | 2 | 5 | 12 |
| Multi-Level Mktg/Pyramids/Chain Letters | | 1 | 1 | 2 |
| Office Supplies and Services | | | 3 | 3 |
| Prizes/Sweepstakes and Lotteries | | 5 | 4 | 9 |
| Shop-at-Home/Catalog Sales | 10 | 22 | 30 | 62 |
| Telephone Services | 5 | 13 | 13 | 31 |
| Travel, Vacations and Timeshare | 3 | 4 | 2 | 9 |

Age Range 60 - 69

| | 2002 | 2003 | 2004 | Sum: |
|--|------|------|------|------|
| Advance-Fee Loans and Credit Protection/Repair | 3 | 1 | 2 | 6 |
| Business Opps and Work-at-Home Plans | 4 | 3 | | 7 |
| Debt Management/Credit Counseling | | | 3 | 3 |
| Foreign Money Offers | 2 | 8 | 8 | 18 |
| Health Care | 1 | 2 | 3 | 6 |
| Internet Auctions | | 6 | 13 | 19 |
| Internet Services and Computer Complaints | 7 | 19 | 14 | 40 |
| Magazines and Buyers Clubs | | 1 | 2 | 3 |
| Multi-Level Mktg/Pyramids/Chain Letters | 1 | | 1 | 2 |
| Office Supplies and Services | | 1 | | 1 |
| Prizes/Sweepstakes and Lotteries | 2 | 4 | 5 | 11 |
| Shop-at-Home/Catalog Sales | 6 | 10 | 9 | 25 |
| Telephone Services | 1 | 5 | 6 | 12 |
| Travel, Vacations and Timeshare | 1 | | 1 | 2 |

Age Range 70 and Over

| | 2002 | 2003 | 2004 | Sum: |
|---|------|------|------|------|
| Advance-Fee Loans and Credit Protection/Repair | | 1 | 1 | 2 |
| Business Opps and Work-at-Home Plans | 1 | 1 | 1 | 3 |
| Foreign Money Offers | 2 | 1 | 3 | 6 |
| Health Care | 2 | 2 | | 4 |
| Internet Auctions | | | 2 | 2 |
| Internet Services and Computer Complaints | 17 | 3 | 9 | 29 |
| Investments | 1 | 3 | | 4 |
| Magazines and Buyers Clubs | 1 | 1 | 1 | 3 |
| Prizes/Sweepstakes and Lotteries | 27 | 12 | 30 | 69 |
| Shop-at-Home/Catalog Sales | 1 | 8 | 7 | 16 |
| Telephone Services | | 1 | 5 | 6 |
| Travel, Vacations and Timeshare | 1 | | | 1 |

Maryland

Age Range 50 - 59

| | 2002 | 2003 | 2004 | Sum: |
|--|------|------|------|------|
| Advance-Fee Loans and Credit Protection/Repair | 44 | 50 | 66 | 160 |
| Business Opps and Work-at-Home Plans | 34 | 28 | 32 | 94 |
| Debt Management/Credit Counseling | | | 11 | 11 |
| Foreign Money Offers | 77 | 92 | 116 | 285 |
| Health Care | 21 | 18 | 25 | 64 |
| Internet Auctions | 65 | 129 | 242 | 436 |
| Internet Services and Computer Complaints | 100 | 144 | 156 | 400 |
| Investments | 4 | 11 | 10 | 25 |
| Magazines and Buyers Clubs | 15 | 16 | 28 | 59 |
| Multi-Level Mktg/Pyramids/Chain Letters | 8 | 6 | 4 | 18 |
| Office Supplies and Services | 6 | 6 | 6 | 18 |
| Prizes/Sweepstakes and Lotteries | 14 | 21 | 50 | 85 |
| Shop-at-Home/Catalog Sales | 75 | 112 | 131 | 318 |
| Telephone Services | 27 | 42 | 80 | 149 |
| Travel, Vacations and Timeshare | 18 | 21 | 24 | 63 |

Age Range 60 - 69

| | 2002 | 2003 | 2004 | Sum: |
|--|------|------|------|------|
| Advance-Fee Loans and Credit Protection/Repair | 11 | 18 | 19 | 48 |
| Business Opps and Work-at-Home Plans | 16 | 11 | 13 | 40 |
| Debt Management/Credit Counseling | | | 3 | 3 |
| Foreign Money Offers | 23 | 25 | 42 | 90 |
| Health Care | 17 | 13 | 8 | 38 |
| Internet Auctions | 17 | 34 | 62 | 113 |
| Internet Services and Computer Complaints | 30 | 44 | 78 | 152 |
| Investments | 5 | 4 | 5 | 14 |
| Magazines and Buyers Clubs | 8 | 10 | 15 | 33 |
| Multi-Level Mktg/Pyramids/Chain Letters | 1 | 4 | 2 | 7 |
| Office Supplies and Services | 2 | 3 | 2 | 7 |
| Prizes/Sweepstakes and Lotteries | 11 | 21 | 52 | 84 |
| Shop-at-Home/Catalog Sales | 24 | 40 | 51 | 115 |
| Telephone Services | 13 | 32 | 31 | 76 |
| Travel, Vacations and Timeshare | 7 | 16 | 6 | 29 |

Age Range 70 and Over

| | 2002 | 2003 | 2004 | Sum: |
|---|------|------|------|------------|
| Advance-Fee Loans and Credit Protection/Repair | 5 | 5 | 8 | 18 |
| Business Opps and Work-at-Home Plans | 3 | 6 | 7 | 16 |
| Debt Management/Credit Counseling | | | 3 | 3 |
| Foreign Money Offers | 9 | 10 | 6 | 25 |
| Health Care | 13 | 7 | 10 | 30 |
| Internet Auctions | 3 | 7 | 9 | 19 |
| Internet Services and Computer Complaints | 16 | 15 | 31 | 62 |
| Investments | 6 | | 3 | 9 |
| Magazines and Buyers Clubs | 4 | 6 | 11 | 21 |
| Office Supplies and Services | | 1 | 1 | 2 |
| Prizes/Sweepstakes and Lotteries | 45 | 64 | 100 | 209 |
| Shop-at-Home/Catalog Sales | 21 | 20 | 29 | 70 |
| Telephone Services | 8 | 18 | 13 | 39 |
| Travel, Vacations and Timeshare | 2 | 5 | 4 | 11 |

Massachusetts

Age Range 50 - 59

| | 2002 | 2003 | 2004 | Sum: |
|--|------|------|------|------|
| Advance-Fee Loans and Credit Protection/Repair | 27 | 23 | 47 | 97 |
| Business Opps and Work-at-Home Plans | 17 | 18 | 23 | 58 |
| Debt Management/Credit Counseling | | 1 | 15 | 16 |
| Foreign Money Offers | 57 | 53 | 101 | 211 |
| Health Care | 18 | 11 | 12 | 41 |
| Internet Auctions | 84 | 137 | 236 | 457 |
| Internet Services and Computer Complaints | 63 | 98 | 119 | 280 |
| Investments | 4 | 8 | 3 | 15 |
| Magazines and Buyers Clubs | 7 | 17 | 16 | 40 |
| Multi-Level Mktg/Pyramids/Chain Letters | 2 | 5 | 5 | 12 |
| Office Supplies and Services | 6 | 8 | 13 | 27 |
| Prizes/Sweepstakes and Lotteries | 20 | 35 | 37 | 92 |
| Shop-at-Home/Catalog Sales | 40 | 116 | 107 | 263 |
| Telephone Services | 28 | 23 | 64 | 115 |
| Travel, Vacations and Timeshare | 8 | 15 | 6 | 29 |

Age Range 60 - 69

| | 2002 | 2003 | 2004 | Sum: |
|--|------|------|------|------|
| Advance-Fee Loans and Credit Protection/Repair | 7 | 7 | 20 | 34 |
| Business Opps and Work-at-Home Plans | 6 | 7 | 4 | 17 |
| Debt Management/Credit Counseling | | | 4 | 4 |
| Foreign Money Offers | 11 | 9 | 32 | 52 |
| Health Care | 9 | 8 | 11 | 28 |
| Internet Auctions | 19 | 41 | 60 | 120 |
| Internet Services and Computer Complaints | 23 | 38 | 41 | 102 |
| Investments | 3 | 2 | 2 | 7 |
| Magazines and Buyers Clubs | 6 | 5 | 8 | 19 |
| Multi-Level Mktg/Pyramids/Chain Letters | 1 | 2 | 3 | 6 |
| Office Supplies and Services | 1 | 6 | 2 | 9 |
| Prizes/Sweepstakes and Lotteries | 28 | 28 | 35 | 91 |
| Shop-at-Home/Catalog Sales | 18 | 34 | 45 | 97 |
| Telephone Services | 10 | 9 | 18 | 37 |
| Travel, Vacations and Timeshare | 2 | 6 | 6 | 14 |

Age Range 70 and Over

| | 2002 | 2003 | 2004 | Sum: |
|---|------|------|------|------------|
| Advance-Fee Loans and Credit Protection/Repair | 6 | 5 | 7 | 18 |
| Business Opps and Work-at-Home Plans | 1 | 2 | 5 | 8 |
| Debt Management/Credit Counseling | | | 5 | 5 |
| Foreign Money Offers | 4 | 8 | 6 | 18 |
| Health Care | 14 | 9 | 10 | 33 |
| Internet Auctions | 6 | 4 | 7 | 17 |
| Internet Services and Computer Complaints | 6 | 12 | 22 | 40 |
| Investments | 2 | 3 | 4 | 9 |
| Magazines and Buyers Clubs | 3 | 2 | 3 | 8 |
| Multi-Level Mktg/Pyramids/Chain Letters | 1 | 1 | | 2 |
| Office Supplies and Services | 2 | 1 | 1 | 4 |
| Prizes/Sweepstakes and Lotteries | 90 | 124 | 156 | 370 |
| Shop-at-Home/Catalog Sales | 18 | 26 | 14 | 58 |
| Telephone Services | 7 | 9 | 16 | 32 |
| Travel, Vacations and Timeshare | 4 | 3 | 4 | 11 |

Michigan

Age Range 50 - 59

| | 2002 | 2003 | 2004 | Sum: |
|--|------|------|------|------|
| Advance-Fee Loans and Credit Protection/Repair | 46 | 62 | 56 | 164 |
| Business Opps and Work-at-Home Plans | 40 | 48 | 77 | 165 |
| Debt Management/Credit Counseling | | 1 | 24 | 25 |
| Foreign Money Offers | 84 | 80 | 173 | 337 |
| Health Care | 27 | 27 | 36 | 90 |
| Internet Auctions | 95 | 207 | 418 | 720 |
| Internet Services and Computer Complaints | 62 | 137 | 149 | 348 |
| Investments | 7 | 12 | 7 | 26 |
| Magazines and Buyers Clubs | 20 | 16 | 23 | 59 |
| Multi-Level Mktg/Pyramids/Chain Letters | 14 | 11 | 17 | 42 |
| Office Supplies and Services | 10 | 13 | 25 | 48 |
| Prizes/Sweepstakes and Lotteries | 38 | 61 | 128 | 227 |
| Shop-at-Home/Catalog Sales | 67 | 157 | 167 | 391 |
| Telephone Services | 45 | 61 | 80 | 186 |
| Travel, Vacations and Timeshare | 10 | 29 | 21 | 60 |

Age Range 60 - 69

| | 2002 | 2003 | 2004 | Sum: |
|--|------|------|------|------|
| Advance-Fee Loans and Credit Protection/Repair | 20 | 19 | 20 | 59 |
| Business Opps and Work-at-Home Plans | 15 | 15 | 19 | 49 |
| Debt Management/Credit Counseling | | | 20 | 20 |
| Foreign Money Offers | 22 | 45 | 54 | 121 |
| Health Care | 33 | 11 | 18 | 62 |
| Internet Auctions | 19 | 39 | 103 | 161 |
| Internet Services and Computer Complaints | 28 | 35 | 62 | 125 |
| Investments | 2 | 11 | 11 | 24 |
| Magazines and Buyers Clubs | 10 | 17 | 14 | 41 |
| Multi-Level Mktg/Pyramids/Chain Letters | 4 | 5 | 6 | 15 |
| Office Supplies and Services | 1 | 8 | 6 | 15 |
| Prizes/Sweepstakes and Lotteries | 36 | 89 | 127 | 252 |
| Shop-at-Home/Catalog Sales | 26 | 61 | 60 | 147 |
| Telephone Services | 13 | 33 | 39 | 85 |
| Travel, Vacations and Timeshare | 4 | 10 | 8 | 22 |

Age Range 70 and Over

| | 2002 | 2003 | 2004 | Sum: |
|---|------|------|------|------|
| Advance-Fee Loans and Credit Protection/Repair | 6 | 2 | 6 | 14 |
| Business Opps and Work-at-Home Plans | 1 | 8 | 14 | 23 |
| Debt Management/Credit Counseling | | | 3 | 3 |
| Foreign Money Offers | 11 | 9 | 8 | 28 |
| Health Care | 38 | 8 | 20 | 66 |
| Internet Auctions | 2 | 8 | 18 | 28 |
| Internet Services and Computer Complaints | 9 | 15 | 14 | 38 |
| Investments | 3 | 4 | 5 | 12 |
| Magazines and Buyers Clubs | 10 | 5 | 27 | 42 |
| Multi-Level Mktg/Pyramids/Chain Letters | 1 | | 1 | 2 |
| Office Supplies and Services | 1 | | 4 | 5 |
| Prizes/Sweepstakes and Lotteries | 139 | 278 | 317 | 734 |
| Shop-at-Home/Catalog Sales | 21 | 38 | 38 | 97 |
| Telephone Services | 16 | 14 | 27 | 57 |
| Travel, Vacations and Timeshare | | 1 | 1 | 2 |

Minnesota**Age Range 50 - 59**

| | 2002 | 2003 | 2004 | Sum: |
|--|------|------|------|------|
| Advance-Fee Loans and Credit Protection/Repair | 21 | 27 | 18 | 66 |
| Business Opps and Work-at-Home Plans | 20 | 28 | 25 | 73 |
| Debt Management/Credit Counseling | | | 9 | 9 |
| Foreign Money Offers | 29 | 49 | 78 | 156 |
| Health Care | 12 | 8 | 8 | 28 |
| Internet Auctions | 46 | 89 | 178 | 313 |
| Internet Services and Computer Complaints | 50 | 54 | 67 | 171 |
| Investments | 2 | 2 | 5 | 9 |
| Magazines and Buyers Clubs | 6 | 8 | 6 | 20 |
| Multi-Level Mktg/Pyramids/Chain Letters | 7 | 1 | 7 | 15 |
| Office Supplies and Services | 5 | 1 | 9 | 15 |
| Prizes/Sweepstakes and Lotteries | 8 | 21 | 50 | 79 |
| Shop-at-Home/Catalog Sales | 31 | 62 | 85 | 178 |
| Telephone Services | 14 | 39 | 23 | 76 |
| Travel, Vacations and Timeshare | 8 | 11 | 13 | 32 |

Age Range 60 - 69

| | 2002 | 2003 | 2004 | Sum: |
|--|------|------|------|------|
| Advance-Fee Loans and Credit Protection/Repair | 6 | 6 | 6 | 18 |
| Business Opps and Work-at-Home Plans | 7 | 10 | 9 | 26 |
| Debt Management/Credit Counseling | | | 2 | 2 |
| Foreign Money Offers | 9 | 9 | 36 | 54 |
| Health Care | 9 | 6 | 3 | 18 |
| Internet Auctions | 8 | 19 | 37 | 64 |
| Internet Services and Computer Complaints | 10 | 19 | 29 | 58 |
| Investments | 1 | 1 | 2 | 4 |
| Magazines and Buyers Clubs | 3 | 1 | 1 | 5 |
| Multi-Level Mktg/Pyramids/Chain Letters | 2 | 2 | | 4 |
| Office Supplies and Services | 1 | | 1 | 2 |
| Prizes/Sweepstakes and Lotteries | 11 | 56 | 31 | 98 |
| Shop-at-Home/Catalog Sales | 9 | 27 | 15 | 51 |
| Telephone Services | 11 | 11 | 5 | 27 |
| Travel, Vacations and Timeshare | 2 | 4 | 10 | 16 |

Age Range 70 and Over

| | 2002 | 2003 | 2004 | Sum: |
|--|------|------|------|------|
| Advance-Fee Loans and Credit Protection/Repair | 5 | 4 | 2 | 11 |
| Business Opps and Work-at-Home Plans | 5 | 8 | 3 | 16 |
| Debt Management/Credit Counseling | | | 2 | 2 |
| Foreign Money Offers | 9 | 6 | 11 | 26 |
| Health Care | 20 | | 3 | 23 |
| Internet Auctions | 2 | 2 | 8 | 12 |
| Internet Services and Computer Complaints | 2 | 6 | 9 | 17 |
| Investments | | 1 | 8 | 9 |
| Magazines and Buyers Clubs | 1 | | 2 | 3 |
| Multi-Level Mktg/Pyramids/Chain Letters | | 3 | | 3 |
| Office Supplies and Services | | | 1 | 1 |
| Prizes/Sweepstakes and Lotteries | 20 | 56 | 79 | 155 |
| Shop-at-Home/Catalog Sales | 6 | 5 | 11 | 22 |
| Telephone Services | 3 | 4 | 15 | 22 |
| Travel, Vacations and Timeshare | 1 | 2 | 2 | 5 |

Minor Outlying Islands

Age Range 50 - 59

| | 2003 | 2004 | Sum: |
|---|------|------|------|
| Internet Services and Computer Complaints | 1 | | 1 |
| Shop-at-Home/Catalog Sales | 1 | 2 | 3 |

Age Range 70 and Over

| | 2004 | Sum: |
|--------------------|------|------|
| Telephone Services | 1 | 1 |

Mississippi**Age Range 50 - 59**

| | 2002 | 2003 | 2004 | Sum: |
|--|------|------|------|------|
| Advance-Fee Loans and Credit Protection/Repair | 21 | 16 | 20 | 57 |
| Business Opps and Work-at-Home Plans | 6 | 9 | 9 | 24 |
| Debt Management/Credit Counseling | | | 7 | 7 |
| Foreign Money Offers | 8 | 18 | 27 | 53 |
| Health Care | 8 | 5 | 4 | 17 |
| Internet Auctions | 11 | 41 | 64 | 116 |
| Internet Services and Computer Complaints | 9 | 16 | 31 | 56 |
| Investments | 2 | | 2 | 4 |
| Magazines and Buyers Clubs | 4 | 9 | 4 | 17 |
| Multi-Level Mktg/Pyramids/Chain Letters | 1 | 2 | | 3 |
| Office Supplies and Services | 1 | 1 | 7 | 9 |
| Prizes/Sweepstakes and Lotteries | 5 | 9 | 18 | 32 |
| Shop-at-Home/Catalog Sales | 16 | 26 | 29 | 71 |
| Telephone Services | 10 | 22 | 13 | 45 |
| Travel, Vacations and Timeshare | 2 | 1 | 3 | 6 |

Age Range 60 - 69

| | 2002 | 2003 | 2004 | Sum: |
|--|------|------|------|------|
| Advance-Fee Loans and Credit Protection/Repair | 4 | 4 | 4 | 12 |
| Business Opps and Work-at-Home Plans | 1 | 2 | 6 | 9 |
| Debt Management/Credit Counseling | | | 2 | 2 |
| Foreign Money Offers | 5 | 8 | 9 | 22 |
| Health Care | 3 | 4 | 3 | 10 |
| Internet Auctions | 1 | 6 | 22 | 29 |
| Internet Services and Computer Complaints | 3 | 10 | 14 | 27 |
| Magazines and Buyers Clubs | 2 | 1 | 2 | 5 |
| Multi-Level Mktg/Pyramids/Chain Letters | | | 1 | 1 |
| Office Supplies and Services | 1 | | 1 | 2 |
| Prizes/Sweepstakes and Lotteries | 7 | 10 | 22 | 39 |
| Shop-at-Home/Catalog Sales | 3 | 7 | 11 | 21 |
| Telephone Services | 3 | 10 | 12 | 25 |
| Travel, Vacations and Timeshare | | 3 | 3 | 6 |

Age Range 70 and Over

| | 2002 | 2003 | 2004 | Sum: |
|---|------|------|------|------|
| Advance-Fee Loans and Credit Protection/Repair | 2 | 2 | 3 | 7 |
| Debt Management/Credit Counseling | | | 1 | 1 |
| Health Care | 4 | 3 | 2 | 9 |
| Internet Auctions | | 3 | 3 | 6 |
| Internet Services and Computer Complaints | 1 | 2 | 6 | 9 |
| Investments | 2 | | | 2 |
| Magazines and Buyers Clubs | | 2 | 3 | 5 |
| Multi-Level Mktg/Pyramids/Chain Letters | 1 | | | 1 |
| Prizes/Sweepstakes and Lotteries | 34 | 33 | 40 | 107 |
| Shop-at-Home/Catalog Sales | 6 | 7 | 7 | 20 |
| Telephone Services | 2 | 4 | 6 | 12 |
| Travel, Vacations and Timeshare | | 1 | | 1 |

Missouri**Age Range 50 - 59**

| | 2002 | 2003 | 2004 | Sum: |
|--|------|------|------|------|
| Advance-Fee Loans and Credit Protection/Repair | 35 | 31 | 34 | 100 |
| Business Opps and Work-at-Home Plans | 34 | 35 | 39 | 108 |
| Debt Management/Credit Counseling | | | 15 | 15 |
| Foreign Money Offers | 38 | 49 | 118 | 205 |
| Health Care | 41 | 28 | 16 | 85 |
| Internet Auctions | 71 | 106 | 253 | 430 |
| Internet Services and Computer Complaints | 83 | 288 | 104 | 475 |
| Investments | 6 | 4 | 5 | 15 |
| Magazines and Buyers Clubs | 6 | 17 | 15 | 38 |
| Multi-Level Mktg/Pyramids/Chain Letters | 4 | 5 | 6 | 15 |
| Office Supplies and Services | 3 | 4 | 14 | 21 |
| Prizes/Sweepstakes and Lotteries | 24 | 30 | 42 | 96 |
| Shop-at-Home/Catalog Sales | 49 | 106 | 94 | 249 |
| Telephone Services | 19 | 25 | 47 | 91 |
| Travel, Vacations and Timeshare | 4 | 15 | 9 | 28 |

Age Range 60 - 69

| | 2002 | 2003 | 2004 | Sum: |
|--|------|------|------|------|
| Advance-Fee Loans and Credit Protection/Repair | 11 | 14 | 14 | 39 |
| Business Opps and Work-at-Home Plans | 3 | 5 | 9 | 17 |
| Debt Management/Credit Counseling | | | 3 | 3 |
| Foreign Money Offers | 21 | 54 | 22 | 97 |
| Health Care | 24 | 15 | 9 | 48 |
| Internet Auctions | 13 | 32 | 73 | 118 |
| Internet Services and Computer Complaints | 27 | 22 | 26 | 75 |
| Investments | 4 | 7 | 6 | 17 |
| Magazines and Buyers Clubs | 9 | 11 | 9 | 29 |
| Multi-Level Mktg/Pyramids/Chain Letters | 1 | 1 | 4 | 6 |
| Office Supplies and Services | 2 | 2 | 3 | 7 |
| Prizes/Sweepstakes and Lotteries | 35 | 44 | 54 | 133 |
| Shop-at-Home/Catalog Sales | 18 | 30 | 44 | 92 |
| Telephone Services | 8 | 12 | 23 | 43 |
| Travel, Vacations and Timeshare | 7 | 11 | 3 | 21 |

Age Range 70 and Over

| | 2002 | 2003 | 2004 | Sum: |
|---|------|------|------|------|
| Advance-Fee Loans and Credit Protection/Repair | 9 | 3 | 2 | 14 |
| Business Opps and Work-at-Home Plans | 6 | 10 | 18 | 34 |
| Debt Management/Credit Counseling | | | 3 | 3 |
| Foreign Money Offers | 3 | 5 | 10 | 18 |
| Health Care | 28 | 12 | 6 | 46 |
| Internet Auctions | | 12 | 12 | 24 |
| Internet Services and Computer Complaints | 6 | 20 | 16 | 42 |
| Investments | 1 | 2 | 1 | 4 |
| Magazines and Buyers Clubs | 7 | 8 | 5 | 20 |
| Multi-Level Mktg/Pyramids/Chain Letters | | 1 | 1 | 2 |
| Office Supplies and Services | | 1 | 4 | 5 |
| Prizes/Sweepstakes and Lotteries | 90 | 175 | 129 | 394 |
| Shop-at-Home/Catalog Sales | 10 | 19 | 21 | 50 |
| Telephone Services | 4 | 8 | 16 | 28 |
| Travel, Vacations and Timeshare | 1 | 3 | 5 | 9 |

Montana

Age Range 50 - 59

| | 2002 | 2003 | 2004 | Sum: |
|--|------|------|------|------|
| Advance-Fee Loans and Credit Protection/Repair | 12 | 6 | 3 | 21 |
| Business Opps and Work-at-Home Plans | 3 | 8 | 5 | 16 |
| Debt Management/Credit Counseling | | | 3 | 3 |
| Foreign Money Offers | 7 | 16 | 19 | 42 |
| Health Care | 4 | 3 | 2 | 9 |
| Internet Auctions | 14 | 27 | 53 | 94 |
| Internet Services and Computer Complaints | 8 | 24 | 17 | 49 |
| Investments | 4 | 1 | 1 | 6 |
| Magazines and Buyers Clubs | 3 | 3 | 3 | 9 |
| Multi-Level Mktg/Pyramids/Chain Letters | | 1 | 1 | 2 |
| Office Supplies and Services | 6 | 2 | 5 | 13 |
| Prizes/Sweepstakes and Lotteries | 5 | 13 | 12 | 30 |
| Shop-at-Home/Catalog Sales | 15 | 16 | 18 | 49 |
| Telephone Services | 8 | 10 | 9 | 27 |
| Travel, Vacations and Timeshare | 1 | 6 | 1 | 8 |

Age Range 60 - 69

| | 2002 | 2003 | 2004 | Sum: |
|--|------|------|------|------|
| Advance-Fee Loans and Credit Protection/Repair | 8 | 2 | | 10 |
| Business Opps and Work-at-Home Plans | 6 | 2 | 4 | 12 |
| Debt Management/Credit Counseling | | | 2 | 2 |
| Foreign Money Offers | 4 | 7 | 8 | 19 |
| Health Care | 4 | 2 | 2 | 8 |
| Internet Auctions | 5 | 14 | 10 | 29 |
| Internet Services and Computer Complaints | 7 | 7 | 7 | 21 |
| Investments | 2 | 1 | 2 | 5 |
| Magazines and Buyers Clubs | 1 | | 1 | 2 |
| Multi-Level Mktg/Pyramids/Chain Letters | | 1 | | 1 |
| Office Supplies and Services | | | 4 | 4 |
| Prizes/Sweepstakes and Lotteries | 12 | 12 | 21 | 45 |
| Shop-at-Home/Catalog Sales | 3 | 8 | 11 | 22 |
| Telephone Services | 3 | 5 | 1 | 9 |
| Travel, Vacations and Timeshare | 2 | 1 | | 3 |

Age Range 70 and Over

| | 2002 | 2003 | 2004 | Sum: |
|---|------|------|------|------|
| Advance-Fee Loans and Credit Protection/Repair | 3 | 1 | 3 | 7 |
| Business Opps and Work-at-Home Plans | 1 | 1 | 5 | 7 |
| Debt Management/Credit Counseling | | | 2 | 2 |
| Foreign Money Offers | | | 3 | 3 |
| Health Care | 3 | | 3 | 6 |
| Internet Auctions | | 2 | 1 | 3 |
| Internet Services and Computer Complaints | 3 | 5 | 7 | 15 |
| Investments | | | 1 | 1 |
| Magazines and Buyers Clubs | | 1 | 1 | 2 |
| Multi-Level Mktg/Pyramids/Chain Letters | | | 1 | 1 |
| Office Supplies and Services | | | 1 | 1 |
| Prizes/Sweepstakes and Lotteries | 27 | 22 | 45 | 94 |
| Shop-at-Home/Catalog Sales | 4 | 4 | 12 | 20 |
| Telephone Services | 1 | 2 | | 3 |

Nebraska

Age Range 50 - 59

| | 2002 | 2003 | 2004 | Sum: |
|--|------|------|------|------|
| Advance-Fee Loans and Credit Protection/Repair | 8 | 10 | 12 | 30 |
| Business Opps and Work-at-Home Plans | 17 | 6 | 10 | 33 |
| Debt Management/Credit Counseling | | | 7 | 7 |
| Foreign Money Offers | 25 | 19 | 15 | 59 |
| Health Care | 2 | 5 | 9 | 16 |
| Internet Auctions | 16 | 33 | 65 | 114 |
| Internet Services and Computer Complaints | 9 | 22 | 28 | 59 |
| Investments | 2 | | | 2 |
| Magazines and Buyers Clubs | | 3 | 7 | 10 |
| Multi-Level Mktg/Pyramids/Chain Letters | 43 | 1 | | 44 |
| Office Supplies and Services | | 1 | 2 | 3 |
| Prizes/Sweepstakes and Lotteries | 4 | 13 | 18 | 35 |
| Shop-at-Home/Catalog Sales | 8 | 22 | 34 | 64 |
| Telephone Services | 8 | 13 | 15 | 36 |
| Travel, Vacations and Timeshare | 2 | 1 | 3 | 6 |

Age Range 60 - 69

| | 2002 | 2003 | 2004 | Sum: |
|--|------|------|------|------|
| Advance-Fee Loans and Credit Protection/Repair | 1 | 7 | 2 | 10 |
| Business Opps and Work-at-Home Plans | 3 | 2 | 2 | 7 |
| Debt Management/Credit Counseling | | | 1 | 1 |
| Foreign Money Offers | 2 | 2 | 4 | 8 |
| Health Care | 3 | | | 3 |
| Internet Auctions | 5 | 11 | 15 | 31 |
| Internet Services and Computer Complaints | 7 | 6 | 6 | 19 |
| Investments | 1 | | 1 | 2 |
| Magazines and Buyers Clubs | 1 | 1 | 3 | 5 |
| Multi-Level Mktg/Pyramids/Chain Letters | 2 | | | 2 |
| Office Supplies and Services | | 1 | 1 | 2 |
| Prizes/Sweepstakes and Lotteries | 16 | 12 | 11 | 39 |
| Shop-at-Home/Catalog Sales | 2 | 10 | 12 | 24 |
| Telephone Services | 3 | 5 | 7 | 15 |
| Travel, Vacations and Timeshare | | | 3 | 3 |

Age Range 70 and Over

| | 2002 | 2003 | 2004 | Sum: |
|---|------|------|------|------|
| Advance-Fee Loans and Credit Protection/Repair | 2 | 1 | 2 | 5 |
| Business Opps and Work-at-Home Plans | | 3 | 1 | 4 |
| Debt Management/Credit Counseling | | | 1 | 1 |
| Foreign Money Offers | 1 | | 2 | 3 |
| Health Care | 8 | 1 | 3 | 12 |
| Internet Auctions | 3 | 3 | 3 | 9 |
| Internet Services and Computer Complaints | 1 | 2 | 3 | 6 |
| Investments | 1 | | 1 | 2 |
| Magazines and Buyers Clubs | 1 | 1 | 3 | 5 |
| Multi-Level Mktg/Pyramids/Chain Letters | | | 1 | 1 |
| Prizes/Sweepstakes and Lotteries | 24 | 41 | 45 | 110 |
| Shop-at-Home/Catalog Sales | 5 | 7 | 6 | 18 |
| Telephone Services | 4 | 3 | 1 | 8 |
| Travel, Vacations and Timeshare | | 1 | 1 | 2 |

Nevada

Age Range 50 - 59

| | 2002 | 2003 | 2004 | Sum: |
|--|------|------|------|------|
| Advance-Fee Loans and Credit Protection/Repair | 27 | 19 | 20 | 66 |
| Business Opps and Work-at-Home Plans | 21 | 29 | 41 | 91 |
| Debt Management/Credit Counseling | | | 6 | 6 |
| Foreign Money Offers | 19 | 25 | 63 | 107 |
| Health Care | 6 | 7 | 7 | 20 |
| Internet Auctions | 42 | 68 | 142 | 252 |
| Internet Services and Computer Complaints | 34 | 49 | 58 | 141 |
| Investments | 1 | 1 | 6 | 8 |
| Magazines and Buyers Clubs | 5 | 6 | 3 | 14 |
| Multi-Level Mktg/Pyramids/Chain Letters | 2 | 6 | 7 | 15 |
| Office Supplies and Services | 5 | 4 | 16 | 25 |
| Prizes/Sweepstakes and Lotteries | 9 | 28 | 19 | 56 |
| Shop-at-Home/Catalog Sales | 37 | 64 | 50 | 151 |
| Telephone Services | 17 | 21 | 23 | 61 |
| Travel, Vacations and Timeshare | 4 | 8 | 8 | 20 |

Age Range 60 - 69

| | 2002 | 2003 | 2004 | Sum: |
|--|------|------|------|------|
| Advance-Fee Loans and Credit Protection/Repair | 12 | 9 | 9 | 30 |
| Business Opps and Work-at-Home Plans | 3 | 19 | 29 | 51 |
| Debt Management/Credit Counseling | | 1 | 5 | 6 |
| Foreign Money Offers | 11 | 9 | 22 | 42 |
| Health Care | 14 | 10 | 7 | 31 |
| Internet Auctions | 9 | 21 | 53 | 83 |
| Internet Services and Computer Complaints | 17 | 24 | 38 | 79 |
| Investments | 4 | | 4 | 8 |
| Magazines and Buyers Clubs | 4 | 6 | 8 | 18 |
| Multi-Level Mktg/Pyramids/Chain Letters | | 1 | 2 | 3 |
| Office Supplies and Services | 1 | 4 | 2 | 7 |
| Prizes/Sweepstakes and Lotteries | 14 | 26 | 52 | 92 |
| Shop-at-Home/Catalog Sales | 14 | 25 | 35 | 74 |
| Telephone Services | 15 | 14 | 21 | 50 |
| Travel, Vacations and Timeshare | 2 | 5 | 4 | 11 |

Age Range 70 and Over

| | 2002 | 2003 | 2004 | Sum: |
|---|------|------|------|------------|
| Advance-Fee Loans and Credit Protection/Repair | 7 | 8 | 3 | 18 |
| Business Opps and Work-at-Home Plans | 2 | 6 | 17 | 25 |
| Debt Management/Credit Counseling | | | 6 | 6 |
| Foreign Money Offers | 6 | 4 | 5 | 15 |
| Health Care | 13 | 7 | 8 | 28 |
| Internet Auctions | 1 | 4 | 15 | 20 |
| Internet Services and Computer Complaints | 3 | 17 | 8 | 28 |
| Investments | | 3 | 2 | 5 |
| Magazines and Buyers Clubs | 2 | 4 | 8 | 14 |
| Multi-Level Mktg/Pyramids/Chain Letters | 1 | 2 | 3 | 6 |
| Office Supplies and Services | 2 | | | 2 |
| Prizes/Sweepstakes and Lotteries | 32 | 47 | 68 | 147 |
| Shop-at-Home/Catalog Sales | 12 | 33 | 28 | 73 |
| Telephone Services | 2 | 7 | 9 | 18 |
| Travel, Vacations and Timeshare | 1 | 3 | 4 | 8 |

New Hampshire

Age Range 50 - 59

| | 2002 | 2003 | 2004 | Sum: |
|--|------|------|------|------|
| Advance-Fee Loans and Credit Protection/Repair | 10 | 10 | 5 | 25 |
| Business Opps and Work-at-Home Plans | 9 | 3 | 11 | 23 |
| Debt Management/Credit Counseling | | | 9 | 9 |
| Foreign Money Offers | 16 | 25 | 27 | 68 |
| Health Care | 3 | 4 | 7 | 14 |
| Internet Auctions | 17 | 28 | 67 | 112 |
| Internet Services and Computer Complaints | 35 | 29 | 30 | 94 |
| Investments | 3 | 1 | 1 | 5 |
| Magazines and Buyers Clubs | 2 | | 5 | 7 |
| Multi-Level Mktg/Pyramids/Chain Letters | | | 3 | 3 |
| Office Supplies and Services | 2 | 6 | 2 | 10 |
| Prizes/Sweepstakes and Lotteries | 5 | 9 | 22 | 36 |
| Shop-at-Home/Catalog Sales | 16 | 22 | 30 | 68 |
| Telephone Services | 9 | 5 | 10 | 24 |
| Travel, Vacations and Timeshare | 3 | 6 | 2 | 11 |

Age Range 60 - 69

| | 2002 | 2003 | 2004 | Sum: |
|--|------|------|------|------|
| Advance-Fee Loans and Credit Protection/Repair | 7 | 4 | 2 | 13 |
| Business Opps and Work-at-Home Plans | 2 | 4 | 2 | 8 |
| Debt Management/Credit Counseling | | | 6 | 6 |
| Foreign Money Offers | 4 | 8 | 7 | 19 |
| Health Care | 3 | | 7 | 10 |
| Internet Auctions | 7 | 11 | 15 | 33 |
| Internet Services and Computer Complaints | 8 | 12 | 17 | 37 |
| Investments | 1 | | | 1 |
| Magazines and Buyers Clubs | 1 | 2 | 2 | 5 |
| Office Supplies and Services | | 1 | 1 | 2 |
| Prizes/Sweepstakes and Lotteries | 8 | 17 | 12 | 37 |
| Shop-at-Home/Catalog Sales | 8 | 11 | 19 | 38 |
| Telephone Services | 5 | 5 | 7 | 17 |
| Travel, Vacations and Timeshare | 1 | | 1 | 2 |

Age Range 70 and Over

| | 2002 | 2003 | 2004 | Sum: |
|---|------|------|------|------------|
| Advance-Fee Loans and Credit Protection/Repair | 1 | 5 | 2 | 8 |
| Business Opps and Work-at-Home Plans | | | 2 | 2 |
| Foreign Money Offers | 1 | 1 | | 2 |
| Health Care | 6 | | 3 | 9 |
| Internet Auctions | 1 | 4 | 2 | 7 |
| Internet Services and Computer Complaints | 4 | 5 | 3 | 12 |
| Investments | 2 | | 1 | 3 |
| Magazines and Buyers Clubs | | 4 | 3 | 7 |
| Multi-Level Mktg/Pyramids/Chain Letters | 1 | | | 1 |
| Prizes/Sweepstakes and Lotteries | 48 | 40 | 38 | 126 |
| Shop-at-Home/Catalog Sales | 3 | 10 | 3 | 16 |
| Telephone Services | 3 | 3 | 8 | 14 |
| Travel, Vacations and Timeshare | 1 | | | 1 |

New Jersey

Age Range 50 - 59

| | 2002 | 2003 | 2004 | Sum: |
|--|------|------|------|------|
| Advance-Fee Loans and Credit Protection/Repair | 55 | 55 | 54 | 164 |
| Business Opps and Work-at-Home Plans | 32 | 34 | 50 | 116 |
| Debt Management/Credit Counseling | | | 22 | 22 |
| Foreign Money Offers | 47 | 80 | 129 | 256 |
| Health Care | 23 | 15 | 32 | 70 |
| Internet Auctions | 88 | 197 | 342 | 627 |
| Internet Services and Computer Complaints | 94 | 177 | 152 | 423 |
| Investments | 10 | 6 | 12 | 28 |
| Magazines and Buyers Clubs | 15 | 13 | 17 | 45 |
| Multi-Level Mktg/Pyramids/Chain Letters | 6 | 15 | 8 | 29 |
| Office Supplies and Services | 2 | 9 | 15 | 26 |
| Prizes/Sweepstakes and Lotteries | 17 | 26 | 76 | 119 |
| Shop-at-Home/Catalog Sales | 96 | 162 | 161 | 419 |
| Telephone Services | 40 | 58 | 84 | 182 |
| Travel, Vacations and Timeshare | 8 | 25 | 19 | 52 |

Age Range 60 - 69

| | 2002 | 2003 | 2004 | Sum: |
|--|------|------|------|------|
| Advance-Fee Loans and Credit Protection/Repair | 10 | 13 | 14 | 37 |
| Business Opps and Work-at-Home Plans | 16 | 19 | 13 | 48 |
| Debt Management/Credit Counseling | | | 9 | 9 |
| Foreign Money Offers | 17 | 22 | 47 | 86 |
| Health Care | 35 | 7 | 25 | 67 |
| Internet Auctions | 27 | 41 | 82 | 150 |
| Internet Services and Computer Complaints | 47 | 59 | 68 | 174 |
| Investments | 5 | 4 | 5 | 14 |
| Magazines and Buyers Clubs | 6 | 16 | 9 | 31 |
| Multi-Level Mktg/Pyramids/Chain Letters | 2 | | 4 | 6 |
| Office Supplies and Services | 1 | | 5 | 6 |
| Prizes/Sweepstakes and Lotteries | 11 | 44 | 55 | 110 |
| Shop-at-Home/Catalog Sales | 26 | 79 | 61 | 166 |
| Telephone Services | 12 | 25 | 53 | 90 |
| Travel, Vacations and Timeshare | 9 | 10 | 2 | 21 |

Age Range 70 and Over

| | 2002 | 2003 | 2004 | Sum: |
|---|------|------|------|------|
| Advance-Fee Loans and Credit Protection/Repair | 11 | 5 | 13 | 29 |
| Business Opps and Work-at-Home Plans | 3 | 7 | 7 | 17 |
| Debt Management/Credit Counseling | | | 5 | 5 |
| Foreign Money Offers | 8 | 5 | 20 | 33 |
| Health Care | 48 | 16 | 11 | 75 |
| Internet Auctions | 3 | 6 | 14 | 23 |
| Internet Services and Computer Complaints | 17 | 34 | 29 | 80 |
| Investments | 4 | 2 | 5 | 11 |
| Magazines and Buyers Clubs | 4 | 11 | 12 | 27 |
| Multi-Level Mktg/Pyramids/Chain Letters | 2 | | 2 | 4 |
| Office Supplies and Services | | 3 | 2 | 5 |
| Prizes/Sweepstakes and Lotteries | 50 | 134 | 233 | 417 |
| Shop-at-Home/Catalog Sales | 26 | 62 | 33 | 121 |
| Telephone Services | 12 | 14 | 33 | 59 |
| Travel, Vacations and Timeshare | 3 | 7 | 4 | 14 |

New Mexico

Age Range 50 - 59

| | 2002 | 2003 | 2004 | Sum: |
|--|------|------|------|------|
| Advance-Fee Loans and Credit Protection/Repair | 21 | 13 | 13 | 47 |
| Business Opps and Work-at-Home Plans | 5 | 10 | 13 | 28 |
| Debt Management/Credit Counseling | | | 6 | 6 |
| Foreign Money Offers | 14 | 18 | 39 | 71 |
| Health Care | 3 | 5 | 12 | 20 |
| Internet Auctions | 16 | 50 | 66 | 132 |
| Internet Services and Computer Complaints | 25 | 43 | 56 | 124 |
| Investments | 1 | 3 | 4 | 8 |
| Magazines and Buyers Clubs | 5 | 4 | 11 | 20 |
| Multi-Level Mktg/Pyramids/Chain Letters | | 4 | | 4 |
| Office Supplies and Services | 2 | 7 | 7 | 16 |
| Prizes/Sweepstakes and Lotteries | 19 | 12 | 28 | 59 |
| Shop-at-Home/Catalog Sales | 20 | 22 | 28 | 70 |
| Telephone Services | 4 | 11 | 7 | 22 |
| Travel, Vacations and Timeshare | 3 | 1 | | 4 |

Age Range 60 - 69

| | 2002 | 2003 | 2004 | Sum: |
|--|------|------|------|------|
| Advance-Fee Loans and Credit Protection/Repair | 12 | 9 | 6 | 27 |
| Business Opps and Work-at-Home Plans | 2 | 4 | 8 | 14 |
| Debt Management/Credit Counseling | | | 8 | 8 |
| Foreign Money Offers | 11 | 9 | 15 | 35 |
| Health Care | 6 | 5 | 3 | 14 |
| Internet Auctions | 8 | 10 | 33 | 51 |
| Internet Services and Computer Complaints | 20 | 14 | 13 | 47 |
| Investments | 1 | | 1 | 2 |
| Magazines and Buyers Clubs | 3 | 3 | 2 | 8 |
| Multi-Level Mktg/Pyramids/Chain Letters | 2 | 2 | | 4 |
| Office Supplies and Services | | | 4 | 4 |
| Prizes/Sweepstakes and Lotteries | 16 | 23 | 22 | 61 |
| Shop-at-Home/Catalog Sales | 10 | 12 | 18 | 40 |
| Telephone Services | 10 | 9 | 5 | 24 |
| Travel, Vacations and Timeshare | 1 | 1 | | 2 |

Age Range 70 and Over

| | 2002 | 2003 | 2004 | Sum: |
|---|------|------|------|------|
| Advance-Fee Loans and Credit Protection/Repair | 5 | 4 | 2 | 11 |
| Business Opps and Work-at-Home Plans | | 1 | 2 | 3 |
| Debt Management/Credit Counseling | | | 2 | 2 |
| Foreign Money Offers | 3 | 4 | 3 | 10 |
| Health Care | 1 | 1 | 2 | 4 |
| Internet Auctions | 1 | 7 | 10 | 18 |
| Internet Services and Computer Complaints | 2 | 5 | 7 | 14 |
| Investments | 2 | 1 | 3 | 6 |
| Magazines and Buyers Clubs | 1 | 1 | 6 | 8 |
| Multi-Level Mktg/Pyramids/Chain Letters | | 1 | | 1 |
| Office Supplies and Services | | | 2 | 2 |
| Prizes/Sweepstakes and Lotteries | 85 | 41 | 53 | 179 |
| Shop-at-Home/Catalog Sales | 2 | 8 | 14 | 24 |
| Telephone Services | 4 | 4 | 7 | 15 |

New York

Age Range 50 - 59

| | 2002 | 2003 | 2004 | Sum: |
|--|------|------|------|-------|
| Advance-Fee Loans and Credit Protection/Repair | 81 | 80 | 109 | 270 |
| Business Opps and Work-at-Home Plans | 55 | 74 | 97 | 226 |
| Debt Management/Credit Counseling | | | 73 | 73 |
| Foreign Money Offers | 91 | 157 | 231 | 479 |
| Health Care | 44 | 47 | 59 | 150 |
| Internet Auctions | 191 | 405 | 667 | 1,263 |
| Internet Services and Computer Complaints | 184 | 253 | 297 | 734 |
| Investments | 10 | 19 | 27 | 56 |
| Magazines and Buyers Clubs | 20 | 40 | 44 | 104 |
| Multi-Level Mktg/Pyramids/Chain Letters | 9 | 9 | 17 | 35 |
| Office Supplies and Services | 9 | 15 | 38 | 62 |
| Prizes/Sweepstakes and Lotteries | 27 | 89 | 148 | 264 |
| Shop-at-Home/Catalog Sales | 179 | 309 | 334 | 822 |
| Telephone Services | 89 | 127 | 195 | 411 |
| Travel, Vacations and Timeshare | 21 | 38 | 38 | 97 |

Age Range 60 - 69

| | 2002 | 2003 | 2004 | Sum: |
|--|------|------|------|------|
| Advance-Fee Loans and Credit Protection/Repair | 29 | 25 | 42 | 96 |
| Business Opps and Work-at-Home Plans | 27 | 26 | 30 | 83 |
| Debt Management/Credit Counseling | | | 20 | 20 |
| Foreign Money Offers | 35 | 34 | 93 | 162 |
| Health Care | 51 | 19 | 28 | 98 |
| Internet Auctions | 61 | 100 | 208 | 369 |
| Internet Services and Computer Complaints | 57 | 91 | 143 | 291 |
| Investments | 11 | 8 | 16 | 35 |
| Magazines and Buyers Clubs | 15 | 18 | 17 | 50 |
| Multi-Level Mktg/Pyramids/Chain Letters | 3 | 3 | 8 | 14 |
| Office Supplies and Services | 3 | 6 | 15 | 24 |
| Prizes/Sweepstakes and Lotteries | 29 | 67 | 150 | 246 |
| Shop-at-Home/Catalog Sales | 51 | 104 | 109 | 264 |
| Telephone Services | 48 | 59 | 116 | 223 |
| Travel, Vacations and Timeshare | 22 | 13 | 10 | 45 |

Age Range 70 and Over

| | 2002 | 2003 | 2004 | Sum: |
|---|-------------|-------------|-------------|-------------|
| Advance-Fee Loans and Credit Protection/Repair | 7 | 17 | 13 | 37 |
| Business Opps and Work-at-Home Plans | 11 | 13 | 11 | 35 |
| Debt Management/Credit Counseling | | | 10 | 10 |
| Foreign Money Offers | 23 | 10 | 23 | 56 |
| Health Care | 82 | 10 | 28 | 120 |
| Internet Auctions | 17 | 15 | 44 | 76 |
| Internet Services and Computer Complaints | 18 | 35 | 59 | 112 |
| Investments | 4 | 6 | 12 | 22 |
| Magazines and Buyers Clubs | 10 | 14 | 18 | 42 |
| Multi-Level Mktg/Pyramids/Chain Letters | | 4 | 1 | 5 |
| Office Supplies and Services | 1 | 5 | 4 | 10 |
| Prizes/Sweepstakes and Lotteries | 107 | 248 | 426 | 781 |
| Shop-at-Home/Catalog Sales | 53 | 71 | 60 | 184 |
| Telephone Services | 32 | 38 | 70 | 140 |
| Travel, Vacations and Timeshare | 9 | 6 | 15 | 30 |

North Carolina

Age Range 50 - 59

| | 2002 | 2003 | 2004 | Sum: |
|--|------|------|------|------|
| Advance-Fee Loans and Credit Protection/Repair | 52 | 56 | 55 | 163 |
| Business Opps and Work-at-Home Plans | 36 | 32 | 47 | 115 |
| Debt Management/Credit Counseling | | 1 | 10 | 11 |
| Foreign Money Offers | 52 | 65 | 107 | 224 |
| Health Care | 16 | 16 | 28 | 60 |
| Internet Auctions | 73 | 154 | 253 | 480 |
| Internet Services and Computer Complaints | 93 | 115 | 170 | 378 |
| Investments | 7 | 15 | 11 | 33 |
| Magazines and Buyers Clubs | 15 | 15 | 21 | 51 |
| Multi-Level Mktg/Pyramids/Chain Letters | 4 | 7 | 6 | 17 |
| Office Supplies and Services | 8 | 8 | 18 | 34 |
| Prizes/Sweepstakes and Lotteries | 26 | 53 | 94 | 173 |
| Shop-at-Home/Catalog Sales | 72 | 151 | 127 | 350 |
| Telephone Services | 47 | 74 | 78 | 199 |
| Travel, Vacations and Timeshare | 16 | 15 | 14 | 45 |

Age Range 60 - 69

| | 2002 | 2003 | 2004 | Sum: |
|--|------|------|------|------|
| Advance-Fee Loans and Credit Protection/Repair | 16 | 11 | 12 | 39 |
| Business Opps and Work-at-Home Plans | 9 | 17 | 13 | 39 |
| Debt Management/Credit Counseling | | | 5 | 5 |
| Foreign Money Offers | 28 | 15 | 44 | 87 |
| Health Care | 20 | 4 | 16 | 40 |
| Internet Auctions | 14 | 41 | 81 | 136 |
| Internet Services and Computer Complaints | 25 | 44 | 69 | 138 |
| Investments | 7 | 6 | 4 | 17 |
| Magazines and Buyers Clubs | 8 | 8 | 12 | 28 |
| Multi-Level Mktg/Pyramids/Chain Letters | 2 | 6 | 1 | 9 |
| Office Supplies and Services | 2 | 2 | 11 | 15 |
| Prizes/Sweepstakes and Lotteries | 9 | 27 | 54 | 90 |
| Shop-at-Home/Catalog Sales | 27 | 44 | 39 | 110 |
| Telephone Services | 12 | 32 | 28 | 72 |
| Travel, Vacations and Timeshare | 6 | 9 | 5 | 20 |

Age Range 70 and Over

| | 2002 | 2003 | 2004 | Sum: |
|---|------|------|------|------|
| Advance-Fee Loans and Credit Protection/Repair | 5 | 9 | 5 | 19 |
| Business Opps and Work-at-Home Plans | 4 | 6 | 11 | 21 |
| Debt Management/Credit Counseling | | | 3 | 3 |
| Foreign Money Offers | 7 | 4 | 10 | 21 |
| Health Care | 24 | 11 | 9 | 44 |
| Internet Auctions | 5 | 6 | 18 | 29 |
| Internet Services and Computer Complaints | 14 | 15 | 27 | 56 |
| Investments | 2 | 4 | 1 | 7 |
| Magazines and Buyers Clubs | 8 | 6 | 3 | 17 |
| Multi-Level Mktg/Pyramids/Chain Letters | | 1 | | 1 |
| Office Supplies and Services | | 1 | 1 | 2 |
| Prizes/Sweepstakes and Lotteries | 55 | 108 | 120 | 283 |
| Shop-at-Home/Catalog Sales | 13 | 23 | 27 | 63 |
| Telephone Services | 13 | 21 | 24 | 58 |
| Travel, Vacations and Timeshare | | 6 | 3 | 9 |

North Dakota

Age Range 50 - 59

| | 2002 | 2003 | 2004 | Sum: |
|--|------|------|------|------|
| Advance-Fee Loans and Credit Protection/Repair | 4 | 6 | 1 | 11 |
| Business Opps and Work-at-Home Plans | 2 | | 2 | 4 |
| Debt Management/Credit Counseling | | | 2 | 2 |
| Foreign Money Offers | 4 | 5 | 6 | 15 |
| Health Care | 1 | 2 | | 3 |
| Internet Auctions | 4 | 11 | 33 | 48 |
| Internet Services and Computer Complaints | 6 | 4 | 6 | 16 |
| Investments | | | 1 | 1 |
| Magazines and Buyers Clubs | | 2 | 1 | 3 |
| Office Supplies and Services | | | 1 | 1 |
| Prizes/Sweepstakes and Lotteries | 2 | 3 | 4 | 9 |
| Shop-at-Home/Catalog Sales | 4 | 7 | 9 | 20 |
| Telephone Services | | 1 | 1 | 2 |

Age Range 60 - 69

| | 2002 | 2003 | 2004 | Sum: |
|--|------|------|------|------|
| Advance-Fee Loans and Credit Protection/Repair | | 1 | 2 | 3 |
| Business Opps and Work-at-Home Plans | 1 | 1 | | 2 |
| Debt Management/Credit Counseling | | | 1 | 1 |
| Foreign Money Offers | | | 11 | 11 |
| Health Care | | | 1 | 1 |
| Internet Auctions | | 3 | 1 | 4 |
| Internet Services and Computer Complaints | 1 | 1 | 5 | 7 |
| Investments | | | 1 | 1 |
| Magazines and Buyers Clubs | | | 1 | 1 |
| Office Supplies and Services | | | 1 | 1 |
| Prizes/Sweepstakes and Lotteries | 3 | 7 | 6 | 16 |
| Shop-at-Home/Catalog Sales | | 2 | 1 | 3 |
| Telephone Services | | 1 | | 1 |
| Travel, Vacations and Timeshare | 1 | | | 1 |

Age Range 70 and Over

| | 2002 | 2003 | 2004 | Sum: |
|---|------|------|------|-----------|
| Advance-Fee Loans and Credit Protection/Repair | 6 | 3 | 1 | 10 |
| Business Opps and Work-at-Home Plans | | | 1 | 1 |
| Foreign Money Offers | 1 | | | 1 |
| Internet Auctions | | 1 | | 1 |
| Internet Services and Computer Complaints | 1 | | | 1 |
| Investments | 1 | | | 1 |
| Magazines and Buyers Clubs | | 1 | 1 | 2 |
| Multi-Level Mktg/Pyramids/Chain Letters | | | 1 | 1 |
| Office Supplies and Services | | | 1 | 1 |
| Prizes/Sweepstakes and Lotteries | 22 | 10 | 15 | 47 |
| Shop-at-Home/Catalog Sales | 1 | 2 | | 3 |
| Telephone Services | | 1 | 1 | 2 |

Ohio

Age Range 50 - 59

| | 2002 | 2003 | 2004 | Sum: |
|--|------|------|------|------|
| Advance-Fee Loans and Credit Protection/Repair | 92 | 112 | 69 | 273 |
| Business Opps and Work-at-Home Plans | 33 | 52 | 68 | 153 |
| Debt Management/Credit Counseling | | 1 | 22 | 23 |
| Foreign Money Offers | 61 | 76 | 173 | 310 |
| Health Care | 28 | 30 | 50 | 108 |
| Internet Auctions | 109 | 228 | 418 | 755 |
| Internet Services and Computer Complaints | 101 | 170 | 231 | 502 |
| Investments | 10 | 8 | 18 | 36 |
| Magazines and Buyers Clubs | 20 | 14 | 34 | 68 |
| Multi-Level Mktg/Pyramids/Chain Letters | 5 | 7 | 14 | 26 |
| Office Supplies and Services | 10 | 14 | 27 | 51 |
| Prizes/Sweepstakes and Lotteries | 46 | 67 | 139 | 252 |
| Shop-at-Home/Catalog Sales | 89 | 204 | 202 | 495 |
| Telephone Services | 63 | 82 | 125 | 270 |
| Travel, Vacations and Timeshare | 11 | 26 | 34 | 71 |

Age Range 60 - 69

| | 2002 | 2003 | 2004 | Sum: |
|--|------|------|------|------|
| Advance-Fee Loans and Credit Protection/Repair | 24 | 24 | 32 | 80 |
| Business Opps and Work-at-Home Plans | 18 | 16 | 20 | 54 |
| Debt Management/Credit Counseling | | | 20 | 20 |
| Foreign Money Offers | 21 | 33 | 71 | 125 |
| Health Care | 27 | 13 | 19 | 59 |
| Internet Auctions | 32 | 55 | 128 | 215 |
| Internet Services and Computer Complaints | 32 | 48 | 96 | 176 |
| Investments | 7 | 9 | 11 | 27 |
| Magazines and Buyers Clubs | 19 | 7 | 18 | 44 |
| Multi-Level Mktg/Pyramids/Chain Letters | 2 | 3 | 4 | 9 |
| Office Supplies and Services | 1 | 6 | 11 | 18 |
| Prizes/Sweepstakes and Lotteries | 60 | 67 | 96 | 223 |
| Shop-at-Home/Catalog Sales | 35 | 66 | 74 | 175 |
| Telephone Services | 27 | 28 | 49 | 104 |
| Travel, Vacations and Timeshare | 9 | 10 | 8 | 27 |

Age Range 70 and Over

| | 2002 | 2003 | 2004 | Sum: |
|---|------|------|------|------------|
| Advance-Fee Loans and Credit Protection/Repair | 10 | 34 | 10 | 54 |
| Business Opps and Work-at-Home Plans | 13 | 7 | 15 | 35 |
| Debt Management/Credit Counseling | | | 8 | 8 |
| Foreign Money Offers | 11 | 10 | 18 | 39 |
| Health Care | 36 | 14 | 17 | 67 |
| Internet Auctions | 7 | 9 | 11 | 27 |
| Internet Services and Computer Complaints | 10 | 16 | 24 | 50 |
| Investments | 3 | 5 | 6 | 14 |
| Magazines and Buyers Clubs | 8 | 12 | 18 | 38 |
| Multi-Level Mktg/Pyramids/Chain Letters | 1 | | 4 | 5 |
| Office Supplies and Services | | 1 | 1 | 2 |
| Prizes/Sweepstakes and Lotteries | 140 | 259 | 347 | 746 |
| Shop-at-Home/Catalog Sales | 28 | 54 | 46 | 128 |
| Telephone Services | 16 | 25 | 40 | 81 |
| Travel, Vacations and Timeshare | 12 | 10 | 11 | 33 |

Oklahoma

Age Range 50 - 59

| | 2002 | 2003 | 2004 | Sum: |
|--|------|------|------|------|
| Advance-Fee Loans and Credit Protection/Repair | 26 | 24 | 15 | 65 |
| Business Opps and Work-at-Home Plans | 19 | 24 | 16 | 59 |
| Debt Management/Credit Counseling | | | 8 | 8 |
| Foreign Money Offers | 25 | 65 | 63 | 153 |
| Health Care | 10 | 11 | 13 | 34 |
| Internet Auctions | 41 | 69 | 128 | 238 |
| Internet Services and Computer Complaints | 44 | 52 | 65 | 161 |
| Investments | 1 | 4 | 9 | 14 |
| Magazines and Buyers Clubs | 6 | 5 | 15 | 26 |
| Multi-Level Mktg/Pyramids/Chain Letters | 2 | 6 | 4 | 12 |
| Office Supplies and Services | 5 | 4 | 9 | 18 |
| Prizes/Sweepstakes and Lotteries | 9 | 11 | 30 | 50 |
| Shop-at-Home/Catalog Sales | 28 | 51 | 55 | 134 |
| Telephone Services | 8 | 20 | 19 | 47 |
| Travel, Vacations and Timeshare | 3 | 2 | 2 | 7 |

Age Range 60 - 69

| | 2002 | 2003 | 2004 | Sum: |
|--|------|------|------|------|
| Advance-Fee Loans and Credit Protection/Repair | 11 | 10 | 5 | 26 |
| Business Opps and Work-at-Home Plans | 7 | 7 | 11 | 25 |
| Debt Management/Credit Counseling | | | 3 | 3 |
| Foreign Money Offers | 25 | 13 | 25 | 63 |
| Health Care | 9 | 6 | 6 | 21 |
| Internet Auctions | 13 | 19 | 44 | 76 |
| Internet Services and Computer Complaints | 8 | 22 | 30 | 60 |
| Investments | | 2 | 5 | 7 |
| Magazines and Buyers Clubs | | 8 | 8 | 16 |
| Multi-Level Mktg/Pyramids/Chain Letters | | 2 | 1 | 3 |
| Office Supplies and Services | | 1 | 3 | 4 |
| Prizes/Sweepstakes and Lotteries | 8 | 20 | 25 | 53 |
| Shop-at-Home/Catalog Sales | 12 | 23 | 24 | 59 |
| Telephone Services | 7 | 6 | 11 | 24 |
| Travel, Vacations and Timeshare | 1 | 6 | 2 | 9 |

Age Range 70 and Over

| | 2002 | 2003 | 2004 | Sum: |
|--|------|------|------|------|
| Advance-Fee Loans and Credit Protection/Repair | 4 | 1 | 2 | 7 |
| Business Opps and Work-at-Home Plans | 5 | 8 | 2 | 15 |
| Foreign Money Offers | 5 | 1 | 17 | 23 |
| Health Care | 11 | 2 | 3 | 16 |
| Internet Auctions | 1 | 4 | 12 | 17 |
| Internet Services and Computer Complaints | 2 | 13 | 13 | 28 |
| Investments | | 3 | 8 | 11 |
| Magazines and Buyers Clubs | 2 | 3 | 4 | 9 |
| Multi-Level Mktg/Pyramids/Chain Letters | | 1 | 2 | 3 |
| Office Supplies and Services | | | 2 | 2 |
| Prizes/Sweepstakes and Lotteries | 40 | 60 | 98 | 198 |
| Shop-at-Home/Catalog Sales | 8 | 13 | 12 | 33 |
| Telephone Services | 4 | 7 | 8 | 19 |
| Travel, Vacations and Timeshare | | 1 | 1 | 2 |

Oregon

Age Range 50 - 59

| | 2002 | 2003 | 2004 | Sum: |
|--|------|------|------|------|
| Advance-Fee Loans and Credit Protection/Repair | 17 | 15 | 23 | 55 |
| Business Opps and Work-at-Home Plans | 28 | 25 | 48 | 101 |
| Debt Management/Credit Counseling | | | 7 | 7 |
| Foreign Money Offers | 50 | 61 | 119 | 230 |
| Health Care | 12 | 10 | 16 | 38 |
| Internet Auctions | 78 | 103 | 192 | 373 |
| Internet Services and Computer Complaints | 60 | 89 | 124 | 273 |
| Investments | 8 | 7 | 4 | 19 |
| Magazines and Buyers Clubs | 13 | 13 | 12 | 38 |
| Multi-Level Mktg/Pyramids/Chain Letters | 5 | 9 | 4 | 18 |
| Office Supplies and Services | 6 | 13 | 21 | 40 |
| Prizes/Sweepstakes and Lotteries | 4 | 5 | 17 | 26 |
| Shop-at-Home/Catalog Sales | 55 | 85 | 74 | 214 |
| Telephone Services | 29 | 36 | 36 | 101 |
| Travel, Vacations and Timeshare | 10 | 5 | 7 | 22 |

Age Range 60 - 69

| | 2002 | 2003 | 2004 | Sum: |
|--|------|------|------|------|
| Advance-Fee Loans and Credit Protection/Repair | 9 | 7 | 4 | 20 |
| Business Opps and Work-at-Home Plans | 9 | 6 | 10 | 25 |
| Foreign Money Offers | 25 | 19 | 31 | 75 |
| Health Care | 7 | 6 | 10 | 23 |
| Internet Auctions | 15 | 31 | 62 | 108 |
| Internet Services and Computer Complaints | 21 | 48 | 45 | 114 |
| Investments | 6 | 2 | 4 | 12 |
| Magazines and Buyers Clubs | 3 | 5 | 4 | 12 |
| Multi-Level Mktg/Pyramids/Chain Letters | 2 | 2 | 3 | 7 |
| Office Supplies and Services | 1 | 6 | 3 | 10 |
| Prizes/Sweepstakes and Lotteries | 7 | 16 | 26 | 49 |
| Shop-at-Home/Catalog Sales | 20 | 33 | 29 | 82 |
| Telephone Services | 18 | 19 | 16 | 53 |
| Travel, Vacations and Timeshare | 4 | 3 | 11 | 18 |

Age Range 70 and Over

| | 2002 | 2003 | 2004 | Sum: |
|---|------|------|------|------|
| Advance-Fee Loans and Credit Protection/Repair | 2 | 6 | 7 | 15 |
| Business Opps and Work-at-Home Plans | 3 | 8 | 4 | 15 |
| Debt Management/Credit Counseling | | | 1 | 1 |
| Foreign Money Offers | 6 | 6 | 19 | 31 |
| Health Care | 18 | 5 | 8 | 31 |
| Internet Auctions | 2 | 1 | 11 | 14 |
| Internet Services and Computer Complaints | 6 | 18 | 21 | 45 |
| Investments | 3 | 2 | | 5 |
| Magazines and Buyers Clubs | 2 | 5 | 8 | 15 |
| Multi-Level Mktg/Pyramids/Chain Letters | | | 1 | 1 |
| Office Supplies and Services | | | 2 | 2 |
| Prizes/Sweepstakes and Lotteries | 11 | 31 | 33 | 75 |
| Shop-at-Home/Catalog Sales | 14 | 13 | 23 | 50 |
| Telephone Services | 5 | 7 | 10 | 22 |
| Travel, Vacations and Timeshare | | 2 | 3 | 5 |

Pennsylvania

Age Range 50 - 59

| | 2002 | 2003 | 2004 | Sum: |
|--|------|------|------|------|
| Advance-Fee Loans and Credit Protection/Repair | 86 | 67 | 92 | 245 |
| Business Opps and Work-at-Home Plans | 64 | 46 | 95 | 205 |
| Debt Management/Credit Counseling | | | 36 | 36 |
| Foreign Money Offers | 77 | 120 | 172 | 369 |
| Health Care | 46 | 29 | 50 | 125 |
| Internet Auctions | 123 | 291 | 564 | 978 |
| Internet Services and Computer Complaints | 163 | 225 | 281 | 669 |
| Investments | 6 | 6 | 14 | 26 |
| Magazines and Buyers Clubs | 16 | 21 | 42 | 79 |
| Multi-Level Mktg/Pyramids/Chain Letters | 10 | 7 | 17 | 34 |
| Office Supplies and Services | 14 | 17 | 32 | 63 |
| Prizes/Sweepstakes and Lotteries | 52 | 66 | 130 | 248 |
| Shop-at-Home/Catalog Sales | 112 | 242 | 242 | 596 |
| Telephone Services | 53 | 81 | 135 | 269 |
| Travel, Vacations and Timeshare | 12 | 19 | 22 | 53 |

Age Range 60 - 69

| | 2002 | 2003 | 2004 | Sum: |
|--|------|------|------|------|
| Advance-Fee Loans and Credit Protection/Repair | 34 | 38 | 28 | 100 |
| Business Opps and Work-at-Home Plans | 15 | 20 | 22 | 57 |
| Debt Management/Credit Counseling | | | 21 | 21 |
| Foreign Money Offers | 28 | 39 | 53 | 120 |
| Health Care | 50 | 11 | 21 | 82 |
| Internet Auctions | 18 | 55 | 123 | 196 |
| Internet Services and Computer Complaints | 44 | 78 | 85 | 207 |
| Investments | 4 | 6 | 8 | 18 |
| Magazines and Buyers Clubs | 21 | 15 | 19 | 55 |
| Multi-Level Mktg/Pyramids/Chain Letters | 2 | 5 | 4 | 11 |
| Office Supplies and Services | 3 | 5 | 9 | 17 |
| Prizes/Sweepstakes and Lotteries | 82 | 89 | 110 | 281 |
| Shop-at-Home/Catalog Sales | 42 | 95 | 101 | 238 |
| Telephone Services | 31 | 31 | 73 | 135 |
| Travel, Vacations and Timeshare | 6 | 11 | 19 | 36 |

Age Range 70 and Over

| | 2002 | 2003 | 2004 | Sum: |
|---|------|------|------|------------|
| Advance-Fee Loans and Credit Protection/Repair | 21 | 12 | 11 | 44 |
| Business Opps and Work-at-Home Plans | 8 | 15 | 14 | 37 |
| Debt Management/Credit Counseling | | | 7 | 7 |
| Foreign Money Offers | 8 | 11 | 22 | 41 |
| Health Care | 56 | 13 | 28 | 97 |
| Internet Auctions | 8 | 12 | 21 | 41 |
| Internet Services and Computer Complaints | 24 | 17 | 44 | 85 |
| Investments | 4 | 3 | 5 | 12 |
| Magazines and Buyers Clubs | 9 | 6 | 11 | 26 |
| Multi-Level Mktg/Pyramids/Chain Letters | 1 | 3 | 4 | 8 |
| Office Supplies and Services | 3 | | 4 | 7 |
| Prizes/Sweepstakes and Lotteries | 239 | 301 | 398 | 938 |
| Shop-at-Home/Catalog Sales | 37 | 65 | 53 | 155 |
| Telephone Services | 17 | 26 | 56 | 99 |
| Travel, Vacations and Timeshare | 6 | 3 | 13 | 22 |

Puerto Rico

Age Range 50 - 59

| | 2002 | 2003 | 2004 | Sum: |
|--|------|------|------|------|
| Advance-Fee Loans and Credit Protection/Repair | | 1 | 13 | 14 |
| Business Opps and Work-at-Home Plans | 8 | 1 | 5 | 14 |
| Debt Management/Credit Counseling | | | 1 | 1 |
| Foreign Money Offers | 2 | 1 | 6 | 9 |
| Health Care | 1 | | 3 | 4 |
| Internet Auctions | 6 | 9 | 21 | 36 |
| Internet Services and Computer Complaints | 7 | 6 | 12 | 25 |
| Investments | 1 | | 2 | 3 |
| Magazines and Buyers Clubs | 1 | | 2 | 3 |
| Multi-Level Mktg/Pyramids/Chain Letters | 1 | | | 1 |
| Office Supplies and Services | | 1 | | 1 |
| Prizes/Sweepstakes and Lotteries | 1 | | | 1 |
| Shop-at-Home/Catalog Sales | 4 | 8 | 9 | 21 |
| Telephone Services | 1 | 2 | 5 | 8 |
| Travel, Vacations and Timeshare | | | 11 | 11 |

Age Range 60 - 69

| | 2002 | 2003 | 2004 | Sum: |
|--|------|------|------|------|
| Advance-Fee Loans and Credit Protection/Repair | | 2 | 6 | 8 |
| Business Opps and Work-at-Home Plans | 1 | | 3 | 4 |
| Foreign Money Offers | | 1 | 1 | 2 |
| Health Care | | | 1 | 1 |
| Internet Auctions | 2 | 4 | 2 | 8 |
| Internet Services and Computer Complaints | 2 | 3 | 8 | 13 |
| Multi-Level Mktg/Pyramids/Chain Letters | | 1 | | 1 |
| Shop-at-Home/Catalog Sales | 2 | 8 | 9 | 19 |
| Telephone Services | | 1 | 3 | 4 |
| Travel, Vacations and Timeshare | | | 6 | 6 |

Age Range 70 and Over

| | 2002 | 2003 | 2004 | Sum: |
|--|------|------|------|------|
| Advance-Fee Loans and Credit Protection/Repair | | 1 | 2 | 3 |
| Business Opps and Work-at-Home Plans | | 1 | | 1 |
| Debt Management/Credit Counseling | | | 1 | 1 |
| Foreign Money Offers | 1 | | 1 | 2 |
| Health Care | | 1 | 1 | 2 |
| Internet Services and Computer Complaints | 2 | | | 2 |
| Investments | | | 1 | 1 |
| Magazines and Buyers Clubs | | 1 | 2 | 3 |
| Office Supplies and Services | | 1 | | 1 |
| Shop-at-Home/Catalog Sales | | | 3 | 3 |
| Telephone Services | 1 | | 1 | 2 |
| Travel, Vacations and Timeshare | | | 4 | 4 |

Rhode Island

Age Range 50 - 59

| | 2002 | 2003 | 2004 | Sum: |
|--|------|------|------|------|
| Advance-Fee Loans and Credit Protection/Repair | 8 | 3 | 9 | 20 |
| Business Opps and Work-at-Home Plans | 2 | 4 | 5 | 11 |
| Debt Management/Credit Counseling | | | 2 | 2 |
| Foreign Money Offers | 7 | 14 | 10 | 31 |
| Health Care | 4 | 1 | 3 | 8 |
| Internet Auctions | 11 | 28 | 47 | 86 |
| Internet Services and Computer Complaints | 5 | 12 | 17 | 34 |
| Investments | | 1 | | 1 |
| Magazines and Buyers Clubs | 2 | 5 | 4 | 11 |
| Multi-Level Mktg/Pyramids/Chain Letters | | 1 | 1 | 2 |
| Office Supplies and Services | 1 | 2 | 2 | 5 |
| Prizes/Sweepstakes and Lotteries | 7 | 5 | 8 | 20 |
| Shop-at-Home/Catalog Sales | 4 | 26 | 20 | 50 |
| Telephone Services | 2 | 5 | 6 | 13 |
| Travel, Vacations and Timeshare | | 3 | 1 | 4 |

Age Range 60 - 69

| | 2002 | 2003 | 2004 | Sum: |
|--|------|------|------|------|
| Advance-Fee Loans and Credit Protection/Repair | 1 | 1 | 5 | 7 |
| Business Opps and Work-at-Home Plans | | 2 | 3 | 5 |
| Debt Management/Credit Counseling | | | 6 | 6 |
| Foreign Money Offers | 1 | 4 | 3 | 8 |
| Health Care | 5 | 1 | | 6 |
| Internet Auctions | 1 | 4 | 11 | 16 |
| Internet Services and Computer Complaints | 3 | 4 | 8 | 15 |
| Investments | 1 | | | 1 |
| Magazines and Buyers Clubs | | | 1 | 1 |
| Office Supplies and Services | | | 1 | 1 |
| Prizes/Sweepstakes and Lotteries | 20 | 3 | 4 | 27 |
| Shop-at-Home/Catalog Sales | 5 | 10 | 4 | 19 |
| Telephone Services | 1 | | 5 | 6 |
| Travel, Vacations and Timeshare | | 3 | 2 | 5 |

Age Range 70 and Over

| | 2002 | 2003 | 2004 | Sum: |
|---|------|------|------|-----------|
| Advance-Fee Loans and Credit Protection/Repair | | 1 | | 1 |
| Business Opps and Work-at-Home Plans | | 1 | 1 | 2 |
| Debt Management/Credit Counseling | | | 3 | 3 |
| Foreign Money Offers | 3 | 1 | 1 | 5 |
| Health Care | 5 | 2 | 1 | 8 |
| Internet Auctions | | | 1 | 1 |
| Internet Services and Computer Complaints | 2 | 5 | 4 | 11 |
| Investments | | | 1 | 1 |
| Multi-Level Mktg/Pyramids/Chain Letters | 1 | 1 | | 2 |
| Prizes/Sweepstakes and Lotteries | 11 | 21 | 28 | 60 |
| Shop-at-Home/Catalog Sales | 4 | 9 | 4 | 17 |
| Telephone Services | 2 | | 3 | 5 |
| Travel, Vacations and Timeshare | | 1 | | 1 |

South Carolina

Age Range 50 - 59

| | 2002 | 2003 | 2004 | Sum: |
|--|------|------|------|------|
| Advance-Fee Loans and Credit Protection/Repair | 29 | 29 | 22 | 80 |
| Business Opps and Work-at-Home Plans | 15 | 17 | 17 | 49 |
| Debt Management/Credit Counseling | | | 12 | 12 |
| Foreign Money Offers | 27 | 28 | 149 | 204 |
| Health Care | 11 | 9 | 9 | 29 |
| Internet Auctions | 43 | 73 | 126 | 242 |
| Internet Services and Computer Complaints | 38 | 51 | 65 | 154 |
| Investments | 2 | 4 | 2 | 8 |
| Magazines and Buyers Clubs | 4 | 13 | 9 | 26 |
| Multi-Level Mktg/Pyramids/Chain Letters | 3 | 7 | 3 | 13 |
| Office Supplies and Services | 4 | 7 | 4 | 15 |
| Prizes/Sweepstakes and Lotteries | 3 | 24 | 47 | 74 |
| Shop-at-Home/Catalog Sales | 24 | 55 | 56 | 135 |
| Telephone Services | 19 | 35 | 31 | 85 |
| Travel, Vacations and Timeshare | 5 | 10 | 4 | 19 |

Age Range 60 - 69

| | 2002 | 2003 | 2004 | Sum: |
|--|------|------|------|------|
| Advance-Fee Loans and Credit Protection/Repair | 9 | 15 | 5 | 29 |
| Business Opps and Work-at-Home Plans | 6 | 7 | 10 | 23 |
| Debt Management/Credit Counseling | | | 8 | 8 |
| Foreign Money Offers | 15 | 12 | 27 | 54 |
| Health Care | 17 | 4 | 4 | 25 |
| Internet Auctions | 6 | 18 | 53 | 77 |
| Internet Services and Computer Complaints | 17 | 21 | 36 | 74 |
| Investments | 3 | 3 | 1 | 7 |
| Magazines and Buyers Clubs | 9 | 5 | 1 | 15 |
| Multi-Level Mktg/Pyramids/Chain Letters | | | 2 | 2 |
| Office Supplies and Services | | 1 | 1 | 2 |
| Prizes/Sweepstakes and Lotteries | 13 | 19 | 49 | 81 |
| Shop-at-Home/Catalog Sales | 12 | 20 | 24 | 56 |
| Telephone Services | 12 | 11 | 16 | 39 |
| Travel, Vacations and Timeshare | 2 | 2 | 1 | 5 |

Age Range 70 and Over

| | 2002 | 2003 | 2004 | Sum: |
|---|------|------|------|------------|
| Advance-Fee Loans and Credit Protection/Repair | 5 | 6 | 7 | 18 |
| Business Opps and Work-at-Home Plans | 2 | 2 | 3 | 7 |
| Debt Management/Credit Counseling | | 1 | 5 | 6 |
| Foreign Money Offers | 1 | 10 | 8 | 19 |
| Health Care | 21 | 7 | 3 | 31 |
| Internet Auctions | | 4 | 7 | 11 |
| Internet Services and Computer Complaints | 8 | 14 | 12 | 34 |
| Investments | 1 | 2 | 2 | 5 |
| Magazines and Buyers Clubs | 4 | 8 | 2 | 14 |
| Multi-Level Mktg/Pyramids/Chain Letters | | 2 | 1 | 3 |
| Prizes/Sweepstakes and Lotteries | 19 | 41 | 83 | 143 |
| Shop-at-Home/Catalog Sales | 3 | 12 | 15 | 30 |
| Telephone Services | 5 | 6 | 6 | 17 |
| Travel, Vacations and Timeshare | 1 | 4 | 1 | 6 |

South Dakota

Age Range 50 - 59

| | 2002 | 2003 | 2004 | Sum: |
|--|------|------|------|------|
| Advance-Fee Loans and Credit Protection/Repair | 1 | 3 | 2 | 6 |
| Business Opps and Work-at-Home Plans | 1 | 3 | | 4 |
| Debt Management/Credit Counseling | | | 3 | 3 |
| Foreign Money Offers | 3 | 8 | 4 | 15 |
| Health Care | | | 2 | 2 |
| Internet Auctions | 9 | 15 | 37 | 61 |
| Internet Services and Computer Complaints | 6 | 17 | 6 | 29 |
| Magazines and Buyers Clubs | | | 1 | 1 |
| Multi-Level Mktg/Pyramids/Chain Letters | 1 | 1 | | 2 |
| Office Supplies and Services | 2 | 1 | | 3 |
| Prizes/Sweepstakes and Lotteries | 1 | 7 | 4 | 12 |
| Shop-at-Home/Catalog Sales | 6 | 5 | 13 | 24 |
| Telephone Services | 3 | 1 | | 4 |
| Travel, Vacations and Timeshare | | 1 | | 1 |

Age Range 60 - 69

| | 2002 | 2003 | 2004 | Sum: |
|--|------|------|------|------|
| Advance-Fee Loans and Credit Protection/Repair | | | 1 | 1 |
| Business Opps and Work-at-Home Plans | 1 | | 4 | 5 |
| Foreign Money Offers | 1 | 4 | 3 | 8 |
| Health Care | 2 | 1 | | 3 |
| Internet Auctions | 1 | 3 | 9 | 13 |
| Internet Services and Computer Complaints | 2 | 2 | 2 | 6 |
| Magazines and Buyers Clubs | 1 | 1 | 1 | 3 |
| Office Supplies and Services | | 1 | | 1 |
| Prizes/Sweepstakes and Lotteries | | 3 | 3 | 6 |
| Shop-at-Home/Catalog Sales | 3 | 5 | 6 | 14 |
| Telephone Services | | 2 | 2 | 4 |

Age Range 70 and Over

| | 2002 | 2003 | 2004 | Sum: |
|---|------|------|------|------|
| Advance-Fee Loans and Credit Protection/Repair | 1 | | | 1 |
| Business Opps and Work-at-Home Plans | | | 1 | 1 |
| Debt Management/Credit Counseling | | | 1 | 1 |
| Foreign Money Offers | | 1 | 2 | 3 |
| Internet Auctions | | 1 | 2 | 3 |
| Internet Services and Computer Complaints | | 1 | 1 | 2 |
| Investments | | 1 | | 1 |
| Magazines and Buyers Clubs | | | 1 | 1 |
| Office Supplies and Services | | 1 | 1 | 2 |
| Prizes/Sweepstakes and Lotteries | 7 | 28 | 17 | 52 |
| Shop-at-Home/Catalog Sales | | 2 | 2 | 4 |
| Telephone Services | 1 | | 1 | 2 |
| Travel, Vacations and Timeshare | | 1 | | 1 |

Tennessee

Age Range 50 - 59

| | 2002 | 2003 | 2004 | Sum: |
|--|------|------|------|------|
| Advance-Fee Loans and Credit Protection/Repair | 31 | 40 | 33 | 104 |
| Business Opps and Work-at-Home Plans | 22 | 23 | 30 | 75 |
| Debt Management/Credit Counseling | | | 8 | 8 |
| Foreign Money Offers | 33 | 50 | 81 | 164 |
| Health Care | 27 | 10 | 13 | 50 |
| Internet Auctions | 45 | 113 | 239 | 397 |
| Internet Services and Computer Complaints | 68 | 92 | 110 | 270 |
| Investments | 6 | 2 | 1 | 9 |
| Magazines and Buyers Clubs | 11 | 13 | 18 | 42 |
| Multi-Level Mktg/Pyramids/Chain Letters | 3 | 3 | 5 | 11 |
| Office Supplies and Services | 6 | 9 | 12 | 27 |
| Prizes/Sweepstakes and Lotteries | 24 | 29 | 45 | 98 |
| Shop-at-Home/Catalog Sales | 36 | 98 | 100 | 234 |
| Telephone Services | 28 | 31 | 38 | 97 |
| Travel, Vacations and Timeshare | 4 | 9 | 12 | 25 |

Age Range 60 - 69

| | 2002 | 2003 | 2004 | Sum: |
|--|------|------|------|------|
| Advance-Fee Loans and Credit Protection/Repair | 8 | 7 | 13 | 28 |
| Business Opps and Work-at-Home Plans | 8 | 7 | 7 | 22 |
| Debt Management/Credit Counseling | | | 6 | 6 |
| Foreign Money Offers | 19 | 20 | 40 | 79 |
| Health Care | 27 | 5 | 7 | 39 |
| Internet Auctions | 13 | 31 | 65 | 109 |
| Internet Services and Computer Complaints | 18 | 34 | 49 | 101 |
| Investments | 7 | 2 | 2 | 11 |
| Magazines and Buyers Clubs | 5 | 9 | 4 | 18 |
| Multi-Level Mktg/Pyramids/Chain Letters | 3 | 4 | 4 | 11 |
| Office Supplies and Services | 1 | 2 | 1 | 4 |
| Prizes/Sweepstakes and Lotteries | 20 | 22 | 34 | 76 |
| Shop-at-Home/Catalog Sales | 16 | 24 | 35 | 75 |
| Telephone Services | 8 | 16 | 20 | 44 |
| Travel, Vacations and Timeshare | 4 | 4 | 2 | 10 |

Age Range 70 and Over

| | 2002 | 2003 | 2004 | Sum: |
|--|------|------|------|------|
| Advance-Fee Loans and Credit Protection/Repair | 3 | 9 | 5 | 17 |
| Business Opps and Work-at-Home Plans | 3 | 6 | 9 | 18 |
| Debt Management/Credit Counseling | | | 1 | 1 |
| Foreign Money Offers | 3 | 3 | 9 | 15 |
| Health Care | 27 | 1 | 6 | 34 |
| Internet Auctions | | 3 | 5 | 8 |
| Internet Services and Computer Complaints | 4 | 8 | 17 | 29 |
| Investments | | 3 | 1 | 4 |
| Magazines and Buyers Clubs | 2 | 3 | 5 | 10 |
| Multi-Level Mktg/Pyramids/Chain Letters | | | 1 | 1 |
| Office Supplies and Services | | 2 | 2 | 4 |
| Prizes/Sweepstakes and Lotteries | 96 | 95 | 96 | 287 |
| Shop-at-Home/Catalog Sales | 16 | 8 | 22 | 46 |
| Telephone Services | 4 | 11 | 12 | 27 |
| Travel, Vacations and Timeshare | 4 | | 1 | 5 |

Texas

Age Range 50 - 59

| | 2002 | 2003 | 2004 | Sum: |
|--|------|------|------|-------|
| Advance-Fee Loans and Credit Protection/Repair | 152 | 142 | 142 | 436 |
| Business Opps and Work-at-Home Plans | 98 | 128 | 133 | 359 |
| Debt Management/Credit Counseling | | | 71 | 71 |
| Foreign Money Offers | 207 | 219 | 402 | 828 |
| Health Care | 46 | 49 | 72 | 167 |
| Internet Auctions | 191 | 420 | 701 | 1,312 |
| Internet Services and Computer Complaints | 241 | 311 | 401 | 953 |
| Investments | 27 | 19 | 26 | 72 |
| Magazines and Buyers Clubs | 27 | 40 | 45 | 112 |
| Multi-Level Mktg/Pyramids/Chain Letters | 10 | 18 | 29 | 57 |
| Office Supplies and Services | 11 | 25 | 55 | 91 |
| Prizes/Sweepstakes and Lotteries | 58 | 73 | 143 | 274 |
| Shop-at-Home/Catalog Sales | 182 | 291 | 321 | 794 |
| Telephone Services | 75 | 122 | 162 | 359 |
| Travel, Vacations and Timeshare | 33 | 25 | 36 | 94 |

Age Range 60 - 69

| | 2002 | 2003 | 2004 | Sum: |
|--|------|------|------|------|
| Advance-Fee Loans and Credit Protection/Repair | 41 | 47 | 42 | 130 |
| Business Opps and Work-at-Home Plans | 37 | 40 | 60 | 137 |
| Debt Management/Credit Counseling | | | 28 | 28 |
| Foreign Money Offers | 72 | 100 | 171 | 343 |
| Health Care | 44 | 39 | 41 | 124 |
| Internet Auctions | 38 | 104 | 198 | 340 |
| Internet Services and Computer Complaints | 87 | 131 | 173 | 391 |
| Investments | 13 | 15 | 18 | 46 |
| Magazines and Buyers Clubs | 21 | 15 | 33 | 69 |
| Multi-Level Mktg/Pyramids/Chain Letters | 4 | 10 | 10 | 24 |
| Office Supplies and Services | 4 | 8 | 18 | 30 |
| Prizes/Sweepstakes and Lotteries | 59 | 83 | 111 | 253 |
| Shop-at-Home/Catalog Sales | 67 | 104 | 119 | 290 |
| Telephone Services | 41 | 64 | 76 | 181 |
| Travel, Vacations and Timeshare | 16 | 13 | 26 | 55 |

Age Range 70 and Over

| | 2002 | 2003 | 2004 | Sum: |
|---|-------------|-------------|-------------|-------------|
| Advance-Fee Loans and Credit Protection/Repair | 35 | 25 | 23 | 83 |
| Business Opps and Work-at-Home Plans | 18 | 24 | 29 | 71 |
| Debt Management/Credit Counseling | | | 24 | 24 |
| Foreign Money Offers | 30 | 23 | 40 | 93 |
| Health Care | 52 | 25 | 32 | 109 |
| Internet Auctions | 8 | 16 | 38 | 62 |
| Internet Services and Computer Complaints | 26 | 44 | 59 | 129 |
| Investments | 5 | 10 | 20 | 35 |
| Magazines and Buyers Clubs | 9 | 14 | 23 | 46 |
| Multi-Level Mktg/Pyramids/Chain Letters | 2 | 2 | 4 | 8 |
| Office Supplies and Services | 1 | 3 | 8 | 12 |
| Prizes/Sweepstakes and Lotteries | 223 | 265 | 329 | 817 |
| Shop-at-Home/Catalog Sales | 36 | 89 | 69 | 194 |
| Telephone Services | 16 | 36 | 32 | 84 |
| Travel, Vacations and Timeshare | 11 | 6 | 12 | 29 |

Utah

Age Range 50 - 59

| | 2002 | 2003 | 2004 | Sum: |
|--|------|------|------|------|
| Advance-Fee Loans and Credit Protection/Repair | 7 | 12 | 7 | 26 |
| Business Opps and Work-at-Home Plans | 8 | 7 | 12 | 27 |
| Debt Management/Credit Counseling | | | 6 | 6 |
| Foreign Money Offers | 25 | 27 | 46 | 98 |
| Health Care | 6 | 10 | 5 | 21 |
| Internet Auctions | 23 | 51 | 81 | 155 |
| Internet Services and Computer Complaints | 19 | 43 | 43 | 105 |
| Investments | 4 | 2 | | 6 |
| Magazines and Buyers Clubs | 2 | 3 | 3 | 8 |
| Multi-Level Mktg/Pyramids/Chain Letters | | 3 | | 3 |
| Office Supplies and Services | 2 | 1 | 2 | 5 |
| Prizes/Sweepstakes and Lotteries | 10 | 20 | 42 | 72 |
| Shop-at-Home/Catalog Sales | 6 | 23 | 27 | 56 |
| Telephone Services | 5 | 16 | 14 | 35 |
| Travel, Vacations and Timeshare | 2 | 8 | 5 | 15 |

Age Range 60 - 69

| | 2002 | 2003 | 2004 | Sum: |
|--|------|------|------|------|
| Advance-Fee Loans and Credit Protection/Repair | 3 | 4 | 7 | 14 |
| Business Opps and Work-at-Home Plans | 1 | 7 | 7 | 15 |
| Debt Management/Credit Counseling | | | 3 | 3 |
| Foreign Money Offers | 5 | 12 | 15 | 32 |
| Health Care | 3 | 3 | 7 | 13 |
| Internet Auctions | 8 | 10 | 27 | 45 |
| Internet Services and Computer Complaints | 11 | 12 | 14 | 37 |
| Investments | 3 | 4 | 1 | 8 |
| Magazines and Buyers Clubs | 3 | 2 | 2 | 7 |
| Multi-Level Mktg/Pyramids/Chain Letters | 1 | 1 | 1 | 3 |
| Office Supplies and Services | | 1 | 1 | 2 |
| Prizes/Sweepstakes and Lotteries | 14 | 12 | 19 | 45 |
| Shop-at-Home/Catalog Sales | 6 | 9 | 15 | 30 |
| Telephone Services | 3 | 7 | 11 | 21 |
| Travel, Vacations and Timeshare | 3 | 3 | 2 | 8 |

Age Range 70 and Over

| | 2002 | 2003 | 2004 | Sum: |
|---|------|------|------|------|
| Advance-Fee Loans and Credit Protection/Repair | 3 | 3 | 3 | 9 |
| Business Opps and Work-at-Home Plans | 1 | 2 | 1 | 4 |
| Debt Management/Credit Counseling | | | 2 | 2 |
| Foreign Money Offers | 4 | 1 | 5 | 10 |
| Health Care | 16 | 6 | 2 | 24 |
| Internet Auctions | | 4 | 7 | 11 |
| Internet Services and Computer Complaints | 6 | 6 | 5 | 17 |
| Investments | 1 | 1 | | 2 |
| Magazines and Buyers Clubs | 2 | 2 | 2 | 6 |
| Multi-Level Mktg/Pyramids/Chain Letters | | 1 | | 1 |
| Office Supplies and Services | | 1 | 1 | 2 |
| Prizes/Sweepstakes and Lotteries | 45 | 57 | 104 | 206 |
| Shop-at-Home/Catalog Sales | 3 | 6 | 2 | 11 |
| Telephone Services | 2 | 4 | 1 | 7 |
| Travel, Vacations and Timeshare | | | 2 | 2 |

Vermont

Age Range 50 - 59

| | 2002 | 2003 | 2004 | Sum: |
|--|------|------|------|------|
| Advance-Fee Loans and Credit Protection/Repair | 3 | 6 | 3 | 12 |
| Business Opps and Work-at-Home Plans | | 2 | 7 | 9 |
| Debt Management/Credit Counseling | | | 2 | 2 |
| Foreign Money Offers | 6 | 11 | 8 | 25 |
| Health Care | 1 | 2 | 3 | 6 |
| Internet Auctions | 9 | 10 | 31 | 50 |
| Internet Services and Computer Complaints | 13 | 8 | 18 | 39 |
| Investments | | 1 | 1 | 2 |
| Magazines and Buyers Clubs | 1 | 1 | 1 | 3 |
| Multi-Level Mktg/Pyramids/Chain Letters | 1 | 1 | | 2 |
| Office Supplies and Services | 2 | | 2 | 4 |
| Prizes/Sweepstakes and Lotteries | 2 | 1 | 15 | 18 |
| Shop-at-Home/Catalog Sales | 4 | 11 | 6 | 21 |
| Telephone Services | 1 | 3 | 4 | 8 |
| Travel, Vacations and Timeshare | | 1 | 2 | 3 |

Age Range 60 - 69

| | 2002 | 2003 | 2004 | Sum: |
|--|------|------|------|------|
| Advance-Fee Loans and Credit Protection/Repair | | 1 | | 1 |
| Business Opps and Work-at-Home Plans | | 2 | | 2 |
| Foreign Money Offers | 3 | 3 | 3 | 9 |
| Health Care | | | 1 | 1 |
| Internet Auctions | | 6 | 9 | 15 |
| Internet Services and Computer Complaints | 1 | 3 | 5 | 9 |
| Investments | | | 1 | 1 |
| Magazines and Buyers Clubs | | 2 | 2 | 4 |
| Multi-Level Mktg/Pyramids/Chain Letters | | 1 | | 1 |
| Office Supplies and Services | 1 | 1 | | 2 |
| Prizes/Sweepstakes and Lotteries | 2 | 1 | 1 | 4 |
| Shop-at-Home/Catalog Sales | | 9 | 4 | 13 |
| Telephone Services | | 1 | 1 | 2 |
| Travel, Vacations and Timeshare | 1 | 1 | | 2 |

Age Range 70 and Over

| | 2002 | 2003 | 2004 | Sum: |
|--|------|------|------|------|
| Advance-Fee Loans and Credit Protection/Repair | | 1 | | 1 |
| Business Opps and Work-at-Home Plans | | 1 | 1 | 2 |
| Foreign Money Offers | | | 1 | 1 |
| Health Care | | | 1 | 1 |
| Internet Auctions | | | 1 | 1 |
| Internet Services and Computer Complaints | | 1 | 4 | 5 |
| Investments | | | 1 | 1 |
| Prizes/Sweepstakes and Lotteries | 2 | | 4 | 6 |
| Shop-at-Home/Catalog Sales | 3 | 3 | 1 | 7 |
| Telephone Services | | | 1 | 1 |

Virginia

Age Range 50 - 59

| | 2002 | 2003 | 2004 | Sum: |
|--|------|------|------|------|
| Advance-Fee Loans and Credit Protection/Repair | 50 | 83 | 75 | 208 |
| Business Opps and Work-at-Home Plans | 39 | 47 | 42 | 128 |
| Debt Management/Credit Counseling | | | 24 | 24 |
| Foreign Money Offers | 120 | 86 | 162 | 368 |
| Health Care | 20 | 19 | 37 | 76 |
| Internet Auctions | 78 | 157 | 299 | 534 |
| Internet Services and Computer Complaints | 130 | 221 | 200 | 551 |
| Investments | 4 | 15 | 14 | 33 |
| Magazines and Buyers Clubs | 23 | 44 | 29 | 96 |
| Multi-Level Mktg/Pyramids/Chain Letters | 13 | 12 | 21 | 46 |
| Office Supplies and Services | 11 | 18 | 26 | 55 |
| Prizes/Sweepstakes and Lotteries | 27 | 42 | 76 | 145 |
| Shop-at-Home/Catalog Sales | 79 | 140 | 169 | 388 |
| Telephone Services | 42 | 86 | 95 | 223 |
| Travel, Vacations and Timeshare | 18 | 26 | 30 | 74 |

Age Range 60 - 69

| | 2002 | 2003 | 2004 | Sum: |
|--|------|------|------|------|
| Advance-Fee Loans and Credit Protection/Repair | 7 | 31 | 22 | 60 |
| Business Opps and Work-at-Home Plans | 10 | 21 | 24 | 55 |
| Debt Management/Credit Counseling | | | 10 | 10 |
| Foreign Money Offers | 35 | 40 | 46 | 121 |
| Health Care | 12 | 13 | 10 | 35 |
| Internet Auctions | 17 | 37 | 79 | 133 |
| Internet Services and Computer Complaints | 44 | 61 | 87 | 192 |
| Investments | 5 | 2 | 5 | 12 |
| Magazines and Buyers Clubs | 7 | 10 | 16 | 33 |
| Multi-Level Mktg/Pyramids/Chain Letters | 2 | 2 | 2 | 6 |
| Office Supplies and Services | | 4 | 12 | 16 |
| Prizes/Sweepstakes and Lotteries | 26 | 22 | 51 | 99 |
| Shop-at-Home/Catalog Sales | 18 | 55 | 46 | 119 |
| Telephone Services | 29 | 38 | 54 | 121 |
| Travel, Vacations and Timeshare | 11 | 12 | 18 | 41 |

Age Range 70 and Over

| | 2002 | 2003 | 2004 | Sum: |
|---|------|------|------|------|
| Advance-Fee Loans and Credit Protection/Repair | 9 | 7 | 11 | 27 |
| Business Opps and Work-at-Home Plans | 8 | 9 | 9 | 26 |
| Debt Management/Credit Counseling | | | 9 | 9 |
| Foreign Money Offers | 13 | 11 | 19 | 43 |
| Health Care | 17 | 5 | 8 | 30 |
| Internet Auctions | 5 | 13 | 13 | 31 |
| Internet Services and Computer Complaints | 14 | 24 | 27 | 65 |
| Investments | 2 | 6 | 3 | 11 |
| Magazines and Buyers Clubs | 10 | 9 | 12 | 31 |
| Multi-Level Mktg/Pyramids/Chain Letters | 3 | | 1 | 4 |
| Office Supplies and Services | | 3 | 2 | 5 |
| Prizes/Sweepstakes and Lotteries | 83 | 122 | 167 | 372 |
| Shop-at-Home/Catalog Sales | 31 | 29 | 30 | 90 |
| Telephone Services | 14 | 22 | 29 | 65 |
| Travel, Vacations and Timeshare | 2 | 7 | 4 | 13 |

Virgin Islands

Age Range 50 - 59

| | 2002 | 2003 | 2004 | Sum: |
|---|------|------|------|------|
| Business Opps and Work-at-Home Plans | | 1 | | 1 |
| Foreign Money Offers | 2 | | 2 | 4 |
| Health Care | | | 2 | 2 |
| Internet Auctions | 1 | 2 | 5 | 8 |
| Internet Services and Computer Complaints | | 1 | | 1 |
| Office Supplies and Services | | | 1 | 1 |
| Prizes/Sweepstakes and Lotteries | | 2 | 1 | 3 |
| Shop-at-Home/Catalog Sales | 1 | | | 1 |
| Travel, Vacations and Timeshare | 1 | | | 1 |

Age Range 60 - 69

| | 2002 | 2003 | 2004 | Sum: |
|--|------|------|------|------|
| Advance-Fee Loans and Credit Protection/Repair | | 1 | | 1 |
| Foreign Money Offers | 4 | | | 4 |
| Internet Services and Computer Complaints | | 1 | | 1 |
| Prizes/Sweepstakes and Lotteries | | | 1 | 1 |

Age Range 70 and Over

| | 2004 | Sum: |
|--|------|------|
| Advance-Fee Loans and Credit Protection/Repair | 1 | 1 |

Washington**Age Range 50 - 59**

| | 2002 | 2003 | 2004 | Sum: |
|--|------|------|------|------|
| Advance-Fee Loans and Credit Protection/Repair | 37 | 30 | 31 | 98 |
| Business Opps and Work-at-Home Plans | 41 | 45 | 45 | 131 |
| Debt Management/Credit Counseling | | 2 | 13 | 15 |
| Foreign Money Offers | 98 | 154 | 186 | 438 |
| Health Care | 28 | 16 | 29 | 73 |
| Internet Auctions | 90 | 192 | 390 | 672 |
| Internet Services and Computer Complaints | 117 | 158 | 179 | 454 |
| Investments | 7 | 11 | 12 | 30 |
| Magazines and Buyers Clubs | 23 | 14 | 17 | 54 |
| Multi-Level Mktg/Pyramids/Chain Letters | 13 | 6 | 16 | 35 |
| Office Supplies and Services | 16 | 13 | 34 | 63 |
| Prizes/Sweepstakes and Lotteries | 16 | 48 | 79 | 143 |
| Shop-at-Home/Catalog Sales | 69 | 125 | 148 | 342 |
| Telephone Services | 62 | 87 | 78 | 227 |
| Travel, Vacations and Timeshare | 15 | 13 | 16 | 44 |

Age Range 60 - 69

| | 2002 | 2003 | 2004 | Sum: |
|--|------|------|------|------|
| Advance-Fee Loans and Credit Protection/Repair | 16 | 17 | 14 | 47 |
| Business Opps and Work-at-Home Plans | 16 | 14 | 23 | 53 |
| Debt Management/Credit Counseling | | | 7 | 7 |
| Foreign Money Offers | 37 | 26 | 69 | 132 |
| Health Care | 20 | 7 | 13 | 40 |
| Internet Auctions | 28 | 55 | 98 | 181 |
| Internet Services and Computer Complaints | 34 | 62 | 73 | 169 |
| Investments | 2 | 2 | 11 | 15 |
| Magazines and Buyers Clubs | 14 | 8 | 14 | 36 |
| Multi-Level Mktg/Pyramids/Chain Letters | 5 | 3 | 4 | 12 |
| Office Supplies and Services | 3 | 6 | 12 | 21 |
| Prizes/Sweepstakes and Lotteries | 15 | 28 | 99 | 142 |
| Shop-at-Home/Catalog Sales | 32 | 55 | 70 | 157 |
| Telephone Services | 24 | 28 | 31 | 83 |
| Travel, Vacations and Timeshare | 4 | 7 | 11 | 22 |

Age Range 70 and Over

| | 2002 | 2003 | 2004 | Sum: |
|---|------|------|------|------|
| Advance-Fee Loans and Credit Protection/Repair | 6 | 9 | 10 | 25 |
| Business Opps and Work-at-Home Plans | 5 | 5 | 12 | 22 |
| Debt Management/Credit Counseling | | | 4 | 4 |
| Foreign Money Offers | 9 | 17 | 21 | 47 |
| Health Care | 30 | 7 | 16 | 53 |
| Internet Auctions | 4 | 8 | 12 | 24 |
| Internet Services and Computer Complaints | 8 | 15 | 25 | 48 |
| Investments | 5 | 6 | 8 | 19 |
| Magazines and Buyers Clubs | 13 | 5 | 7 | 25 |
| Multi-Level Mktg/Pyramids/Chain Letters | 1 | 1 | 1 | 3 |
| Office Supplies and Services | 2 | | 2 | 4 |
| Prizes/Sweepstakes and Lotteries | 64 | 209 | 336 | 609 |
| Shop-at-Home/Catalog Sales | 13 | 18 | 24 | 55 |
| Telephone Services | 12 | 17 | 26 | 55 |
| Travel, Vacations and Timeshare | 2 | 6 | 5 | 13 |

West Virginia

Age Range 50 - 59

| | 2002 | 2003 | 2004 | Sum: |
|--|------|------|------|------|
| Advance-Fee Loans and Credit Protection/Repair | 18 | 20 | 7 | 45 |
| Business Opps and Work-at-Home Plans | 8 | 6 | 12 | 26 |
| Debt Management/Credit Counseling | | | 13 | 13 |
| Foreign Money Offers | 18 | 17 | 26 | 61 |
| Health Care | 6 | 6 | 6 | 18 |
| Internet Auctions | 19 | 31 | 73 | 123 |
| Internet Services and Computer Complaints | 18 | 20 | 30 | 68 |
| Investments | 2 | 2 | 1 | 5 |
| Magazines and Buyers Clubs | 3 | 4 | 5 | 12 |
| Multi-Level Mktg/Pyramids/Chain Letters | 2 | | 2 | 4 |
| Office Supplies and Services | 1 | 2 | 7 | 10 |
| Prizes/Sweepstakes and Lotteries | 16 | 14 | 7 | 37 |
| Shop-at-Home/Catalog Sales | 7 | 30 | 35 | 72 |
| Telephone Services | 10 | 11 | 12 | 33 |
| Travel, Vacations and Timeshare | 3 | 5 | 3 | 11 |

Age Range 60 - 69

| | 2002 | 2003 | 2004 | Sum: |
|--|------|------|------|------|
| Advance-Fee Loans and Credit Protection/Repair | 7 | 8 | 3 | 18 |
| Business Opps and Work-at-Home Plans | 3 | 2 | 2 | 7 |
| Debt Management/Credit Counseling | | | 6 | 6 |
| Foreign Money Offers | 6 | 7 | 97 | 110 |
| Health Care | 5 | 1 | 3 | 9 |
| Internet Auctions | 8 | 6 | 12 | 26 |
| Internet Services and Computer Complaints | 8 | 6 | 15 | 29 |
| Investments | 2 | | | 2 |
| Magazines and Buyers Clubs | | 2 | 2 | 4 |
| Office Supplies and Services | 1 | | 2 | 3 |
| Prizes/Sweepstakes and Lotteries | 9 | 4 | 5 | 18 |
| Shop-at-Home/Catalog Sales | 4 | 9 | 8 | 21 |
| Telephone Services | 1 | 4 | 13 | 18 |
| Travel, Vacations and Timeshare | 2 | 4 | 2 | 8 |

Age Range 70 and Over

| | 2002 | 2003 | 2004 | Sum: |
|---|------|------|------|-----------|
| Advance-Fee Loans and Credit Protection/Repair | 2 | 3 | 1 | 6 |
| Business Opps and Work-at-Home Plans | 6 | | 2 | 8 |
| Debt Management/Credit Counseling | | | 1 | 1 |
| Foreign Money Offers | 2 | 3 | 1 | 6 |
| Health Care | 10 | 1 | 1 | 12 |
| Internet Auctions | 3 | 2 | 2 | 7 |
| Internet Services and Computer Complaints | 2 | 5 | | 7 |
| Investments | | | 1 | 1 |
| Magazines and Buyers Clubs | 3 | 3 | 2 | 8 |
| Prizes/Sweepstakes and Lotteries | 31 | 18 | 10 | 59 |
| Shop-at-Home/Catalog Sales | 2 | 9 | 5 | 16 |
| Telephone Services | 3 | 3 | 4 | 10 |

Wisconsin

Age Range 50 - 59

| | 2002 | 2003 | 2004 | Sum: |
|--|------|------|------|------|
| Advance-Fee Loans and Credit Protection/Repair | 20 | 19 | 18 | 57 |
| Business Opps and Work-at-Home Plans | 19 | 12 | 25 | 56 |
| Debt Management/Credit Counseling | | | 6 | 6 |
| Foreign Money Offers | 43 | 49 | 79 | 171 |
| Health Care | 9 | 14 | 14 | 37 |
| Internet Auctions | 54 | 102 | 227 | 383 |
| Internet Services and Computer Complaints | 45 | 67 | 81 | 193 |
| Investments | 7 | 4 | 7 | 18 |
| Magazines and Buyers Clubs | 4 | 10 | 11 | 25 |
| Multi-Level Mktg/Pyramids/Chain Letters | 2 | 6 | 9 | 17 |
| Office Supplies and Services | 5 | 12 | 26 | 43 |
| Prizes/Sweepstakes and Lotteries | 16 | 29 | 43 | 88 |
| Shop-at-Home/Catalog Sales | 38 | 85 | 108 | 231 |
| Telephone Services | 7 | 37 | 42 | 86 |
| Travel, Vacations and Timeshare | 7 | 17 | 12 | 36 |

Age Range 60 - 69

| | 2002 | 2003 | 2004 | Sum: |
|--|------|------|------|------|
| Advance-Fee Loans and Credit Protection/Repair | 7 | 6 | 14 | 27 |
| Business Opps and Work-at-Home Plans | 6 | 5 | 8 | 19 |
| Debt Management/Credit Counseling | | 1 | 2 | 3 |
| Foreign Money Offers | 9 | 17 | 34 | 60 |
| Health Care | 9 | 7 | 12 | 28 |
| Internet Auctions | 11 | 26 | 52 | 89 |
| Internet Services and Computer Complaints | 15 | 23 | 39 | 77 |
| Investments | 5 | 2 | 2 | 9 |
| Magazines and Buyers Clubs | 1 | 6 | 7 | 14 |
| Multi-Level Mktg/Pyramids/Chain Letters | | 2 | 1 | 3 |
| Office Supplies and Services | | 4 | 4 | 8 |
| Prizes/Sweepstakes and Lotteries | 27 | 29 | 38 | 94 |
| Shop-at-Home/Catalog Sales | 14 | 20 | 31 | 65 |
| Telephone Services | 8 | 17 | 19 | 44 |
| Travel, Vacations and Timeshare | 4 | 6 | 2 | 12 |

Age Range 70 and Over

| | 2002 | 2003 | 2004 | Sum: |
|---|------|------|------|------|
| Advance-Fee Loans and Credit Protection/Repair | 2 | 1 | 2 | 5 |
| Business Opps and Work-at-Home Plans | 1 | 4 | 7 | 12 |
| Foreign Money Offers | 2 | 5 | 12 | 19 |
| Health Care | 10 | 2 | 5 | 17 |
| Internet Auctions | 3 | 6 | 8 | 17 |
| Internet Services and Computer Complaints | 10 | 15 | 9 | 34 |
| Investments | 1 | 3 | 4 | 8 |
| Magazines and Buyers Clubs | 3 | 1 | 6 | 10 |
| Multi-Level Mktg/Pyramids/Chain Letters | | | 4 | 4 |
| Office Supplies and Services | 1 | 1 | | 2 |
| Prizes/Sweepstakes and Lotteries | 101 | 98 | 39 | 238 |
| Shop-at-Home/Catalog Sales | 15 | 11 | 25 | 51 |
| Telephone Services | 3 | 9 | 8 | 20 |
| Travel, Vacations and Timeshare | 1 | 5 | 4 | 10 |

Wyoming

Age Range 50 - 59

| | 2002 | 2003 | 2004 | Sum: |
|--|------|------|------|------|
| Advance-Fee Loans and Credit Protection/Repair | 2 | 7 | 2 | 11 |
| Business Opps and Work-at-Home Plans | 1 | 6 | 4 | 11 |
| Debt Management/Credit Counseling | | | 1 | 1 |
| Foreign Money Offers | 9 | 5 | 11 | 25 |
| Health Care | 2 | 2 | 1 | 5 |
| Internet Auctions | 10 | 18 | 36 | 64 |
| Internet Services and Computer Complaints | 8 | 7 | 11 | 26 |
| Investments | | | 1 | 1 |
| Magazines and Buyers Clubs | 2 | 1 | 1 | 4 |
| Multi-Level Mktg/Pyramids/Chain Letters | 1 | 1 | | 2 |
| Office Supplies and Services | 2 | | 5 | 7 |
| Prizes/Sweepstakes and Lotteries | 4 | 7 | 12 | 23 |
| Shop-at-Home/Catalog Sales | 6 | 7 | 11 | 24 |
| Telephone Services | 3 | 3 | 6 | 12 |
| Travel, Vacations and Timeshare | 1 | 3 | 4 | 8 |

Age Range 60 - 69

| | 2002 | 2003 | 2004 | Sum: |
|--|------|------|------|------|
| Advance-Fee Loans and Credit Protection/Repair | 2 | | 3 | 5 |
| Business Opps and Work-at-Home Plans | | 1 | 2 | 3 |
| Debt Management/Credit Counseling | | | 1 | 1 |
| Foreign Money Offers | 2 | 1 | 2 | 5 |
| Health Care | 2 | 1 | 1 | 4 |
| Internet Auctions | | 1 | 12 | 13 |
| Internet Services and Computer Complaints | | 1 | 5 | 6 |
| Magazines and Buyers Clubs | | 1 | 1 | 2 |
| Multi-Level Mktg/Pyramids/Chain Letters | 1 | | | 1 |
| Office Supplies and Services | | 1 | 2 | 3 |
| Prizes/Sweepstakes and Lotteries | 2 | | 6 | 8 |
| Shop-at-Home/Catalog Sales | 1 | 5 | 10 | 16 |
| Telephone Services | 3 | 2 | 3 | 8 |
| Travel, Vacations and Timeshare | | 3 | | 3 |

Age Range 70 and Over

| | 2002 | 2003 | 2004 | Sum: |
|--|------|------|------|------|
| Business Opps and Work-at-Home Plans | 1 | 1 | 5 | 7 |
| Debt Management/Credit Counseling | | | 1 | 1 |
| Foreign Money Offers | | | 1 | 1 |
| Health Care | 3 | | | 3 |
| Internet Auctions | | 1 | 2 | 3 |
| Internet Services and Computer Complaints | 2 | 1 | | 3 |
| Magazines and Buyers Clubs | 1 | | | 1 |
| Multi-Level Mktg/Pyramids/Chain Letters | 1 | | 1 | 2 |
| Prizes/Sweepstakes and Lotteries | 10 | 6 | 9 | 25 |
| Shop-at-Home/Catalog Sales | 5 | 1 | 1 | 7 |
| Telephone Services | 1 | | 2 | 3 |

Appendix E: Number of Sentinel Identity Theft (IDT) complaints from United States (U.S.) consumers reporting age 50 and over by consumers' state, age range, and calendar year.

Notes: 1) This report includes IDT consumer complaints from all 50 U.S. states, the District of Columbia, and four U.S. territories - Guam (4), Minor Outlying Islands (0), Puerto Rico (368), and Virgin Islands (43). 2) Sentinel complaints may contain information from multiple consumers.

Alabama

| | <i>Calendar Year</i> | | | Sum: |
|--------------------|----------------------|-------------|-------------|--------------|
| | 2002 | 2003 | 2004 | |
| 50 - 59 | 147 | 208 | 300 | 655 |
| 60 - 69 | 72 | 109 | 120 | 301 |
| 70 and Over | 54 | 78 | 98 | 230 |
| Sum: | 273 | 395 | 518 | 1,186 |

Alaska

| | <i>Calendar Year</i> | | | Sum: |
|--------------------|----------------------|-------------|-------------|-------------|
| | 2002 | 2003 | 2004 | |
| 50 - 59 | 41 | 28 | 60 | 129 |
| 60 - 69 | 14 | 11 | 24 | 49 |
| 70 and Over | 10 | 5 | 12 | 27 |
| Sum: | 65 | 44 | 96 | 205 |

Arizona

| | <i>Calendar Year</i> | | | Sum: |
|--------------------|----------------------|--------------|--------------|--------------|
| | 2002 | 2003 | 2004 | |
| 50 - 59 | 491 | 696 | 801 | 1,988 |
| 60 - 69 | 220 | 364 | 398 | 982 |
| 70 and Over | 145 | 221 | 267 | 633 |
| Sum: | 856 | 1,281 | 1,466 | 3,603 |

Arkansas

| | <i>Calendar Year</i> | | | Sum: |
|--------------------|----------------------|-------------|-------------|-------------|
| | 2002 | 2003 | 2004 | |
| 50 - 59 | 88 | 189 | 185 | 462 |
| 60 - 69 | 55 | 91 | 93 | 239 |
| 70 and Over | 29 | 49 | 59 | 137 |
| Sum: | 172 | 329 | 337 | 838 |

California

| | Calendar Year | | | Sum: |
|-------------|---------------|--------------|--------------|---------------|
| | 2002 | 2003 | 2004 | |
| 50 - 59 | 3,234 | 4,635 | 5,068 | 12,937 |
| 60 - 69 | 1,435 | 1,982 | 2,184 | 5,601 |
| 70 and Over | 950 | 1,264 | 1,450 | 3,664 |
| Sum: | 5,619 | 7,881 | 8,702 | 22,202 |

Colorado

| | Calendar Year | | | Sum: |
|-------------|---------------|------------|------------|--------------|
| | 2002 | 2003 | 2004 | |
| 50 - 59 | 289 | 445 | 526 | 1,260 |
| 60 - 69 | 131 | 192 | 204 | 527 |
| 70 and Over | 73 | 100 | 116 | 289 |
| Sum: | 493 | 737 | 846 | 2,076 |

Connecticut

| | Calendar Year | | | Sum: |
|-------------|---------------|------------|------------|--------------|
| | 2002 | 2003 | 2004 | |
| 50 - 59 | 151 | 219 | 275 | 645 |
| 60 - 69 | 74 | 111 | 119 | 304 |
| 70 and Over | 50 | 81 | 57 | 188 |
| Sum: | 275 | 411 | 451 | 1,137 |

Delaware

| | Calendar Year | | | Sum: |
|-------------|---------------|------------|------------|------------|
| | 2002 | 2003 | 2004 | |
| 50 - 59 | 30 | 75 | 69 | 174 |
| 60 - 69 | 25 | 27 | 45 | 97 |
| 70 and Over | 9 | 21 | 21 | 51 |
| Sum: | 64 | 123 | 135 | 322 |

District of Columbia

| | Calendar Year | | | Sum: |
|-------------|---------------|------------|------------|------------|
| | 2002 | 2003 | 2004 | |
| 50 - 59 | 94 | 109 | 87 | 290 |
| 60 - 69 | 32 | 38 | 46 | 116 |
| 70 and Over | 19 | 28 | 42 | 89 |
| Sum: | 145 | 175 | 175 | 495 |

Florida

| | Calendar Year | | | Sum: |
|-------------|---------------|--------------|--------------|---------------|
| | 2002 | 2003 | 2004 | |
| 50 - 59 | 1,372 | 1,833 | 2,176 | 5,381 |
| 60 - 69 | 822 | 947 | 1,125 | 2,894 |
| 70 and Over | 655 | 824 | 877 | 2,356 |
| Sum: | 2,849 | 3,604 | 4,178 | 10,631 |

Georgia

| | Calendar Year | | | Sum: |
|-------------|---------------|--------------|--------------|--------------|
| | 2002 | 2003 | 2004 | |
| 50 - 59 | 446 | 668 | 810 | 1,924 |
| 60 - 69 | 214 | 283 | 391 | 888 |
| 70 and Over | 108 | 188 | 215 | 511 |
| Sum: | 768 | 1,139 | 1,416 | 3,323 |

Guam

| | Calendar Year | | | Sum: |
|-------------|---------------|----------|----------|----------|
| | 2002 | 2003 | 2004 | |
| 50 - 59 | 1 | 1 | 2 | 4 |
| Sum: | 1 | 1 | 2 | 4 |

Hawaii

| | Calendar Year | | | Sum: |
|-------------|---------------|------------|------------|------------|
| | 2002 | 2003 | 2004 | |
| 50 - 59 | 57 | 93 | 105 | 255 |
| 60 - 69 | 38 | 41 | 42 | 121 |
| 70 and Over | 29 | 26 | 23 | 78 |
| Sum: | 124 | 160 | 170 | 454 |

Idaho

| | Calendar Year | | | Sum: |
|-------------|---------------|------------|------------|------------|
| | 2002 | 2003 | 2004 | |
| 50 - 59 | 37 | 72 | 78 | 187 |
| 60 - 69 | 18 | 23 | 43 | 84 |
| 70 and Over | 19 | 14 | 17 | 50 |
| Sum: | 74 | 109 | 138 | 321 |

Illinois

| | Calendar Year | | | Sum: |
|-------------|---------------|--------------|--------------|--------------|
| | 2002 | 2003 | 2004 | |
| 50 - 59 | 767 | 1,094 | 1,207 | 3,068 |
| 60 - 69 | 360 | 476 | 561 | 1,397 |
| 70 and Over | 262 | 332 | 362 | 956 |
| Sum: | 1,389 | 1,902 | 2,130 | 5,421 |

Indiana

| | Calendar Year | | | Sum: |
|-------------|---------------|------------|------------|--------------|
| | 2002 | 2003 | 2004 | |
| 50 - 59 | 281 | 409 | 509 | 1,199 |
| 60 - 69 | 123 | 178 | 205 | 506 |
| 70 and Over | 106 | 137 | 135 | 378 |
| Sum: | 510 | 724 | 849 | 2,083 |

Iowa

| | Calendar Year | | | Sum: |
|-------------|---------------|------------|------------|------------|
| | 2002 | 2003 | 2004 | |
| 50 - 59 | 69 | 110 | 116 | 295 |
| 60 - 69 | 38 | 65 | 55 | 158 |
| 70 and Over | 20 | 31 | 38 | 89 |
| Sum: | 127 | 206 | 209 | 542 |

Kansas

| | Calendar Year | | | Sum: |
|-------------|---------------|------------|------------|------------|
| | 2002 | 2003 | 2004 | |
| 50 - 59 | 114 | 165 | 202 | 481 |
| 60 - 69 | 41 | 65 | 100 | 206 |
| 70 and Over | 23 | 48 | 55 | 126 |
| Sum: | 178 | 278 | 357 | 813 |

Kentucky

| | Calendar Year | | | Sum: |
|-------------|---------------|------------|------------|------------|
| | 2002 | 2003 | 2004 | |
| 50 - 59 | 115 | 165 | 209 | 489 |
| 60 - 69 | 46 | 65 | 101 | 212 |
| 70 and Over | 29 | 50 | 57 | 136 |
| Sum: | 190 | 280 | 367 | 837 |

Louisiana

| | Calendar Year | | | Sum: |
|-------------|---------------|------------|------------|--------------|
| | 2002 | 2003 | 2004 | |
| 50 - 59 | 161 | 225 | 286 | 672 |
| 60 - 69 | 86 | 104 | 132 | 322 |
| 70 and Over | 63 | 93 | 83 | 239 |
| Sum: | 310 | 422 | 501 | 1,233 |

Maine

| | Calendar Year | | | Sum: |
|-------------|---------------|-----------|------------|------------|
| | 2002 | 2003 | 2004 | |
| 50 - 59 | 31 | 49 | 60 | 140 |
| 60 - 69 | 19 | 27 | 25 | 71 |
| 70 and Over | 10 | 10 | 16 | 36 |
| Sum: | 60 | 86 | 101 | 247 |

Maryland

| | Calendar Year | | | Sum: |
|-------------|---------------|------------|--------------|--------------|
| | 2002 | 2003 | 2004 | |
| 50 - 59 | 462 | 524 | 615 | 1,601 |
| 60 - 69 | 192 | 257 | 287 | 736 |
| 70 and Over | 143 | 190 | 208 | 541 |
| Sum: | 797 | 971 | 1,110 | 2,878 |

Massachusetts

| | Calendar Year | | | Sum: |
|-------------|---------------|------------|------------|--------------|
| | 2002 | 2003 | 2004 | |
| 50 - 59 | 314 | 479 | 461 | 1,254 |
| 60 - 69 | 109 | 179 | 207 | 495 |
| 70 and Over | 76 | 115 | 134 | 325 |
| Sum: | 499 | 773 | 802 | 2,074 |

Michigan

| | Calendar Year | | | Sum: |
|-------------|---------------|--------------|--------------|--------------|
| | 2002 | 2003 | 2004 | |
| 50 - 59 | 641 | 981 | 1,069 | 2,691 |
| 60 - 69 | 295 | 448 | 503 | 1,246 |
| 70 and Over | 210 | 330 | 380 | 920 |
| Sum: | 1,146 | 1,759 | 1,952 | 4,857 |

Minnesota

| | Calendar Year | | | Sum: |
|-------------|---------------|------------|------------|--------------|
| | 2002 | 2003 | 2004 | |
| 50 - 59 | 210 | 305 | 335 | 850 |
| 60 - 69 | 93 | 129 | 150 | 372 |
| 70 and Over | 73 | 104 | 87 | 264 |
| Sum: | 376 | 538 | 572 | 1,486 |

Mississippi

| | Calendar Year | | | Sum: |
|-------------|---------------|------------|------------|------------|
| | 2002 | 2003 | 2004 | |
| 50 - 59 | 88 | 134 | 143 | 365 |
| 60 - 69 | 45 | 66 | 74 | 185 |
| 70 and Over | 36 | 52 | 50 | 138 |
| Sum: | 169 | 252 | 267 | 688 |

Missouri

| | Calendar Year | | | Sum: |
|-------------|---------------|------------|------------|--------------|
| | 2002 | 2003 | 2004 | |
| 50 - 59 | 278 | 400 | 482 | 1,160 |
| 60 - 69 | 143 | 188 | 240 | 571 |
| 70 and Over | 96 | 124 | 169 | 389 |
| Sum: | 517 | 712 | 891 | 2,120 |

Montana

| | Calendar Year | | | Sum: |
|-------------|---------------|-----------|-----------|------------|
| | 2002 | 2003 | 2004 | |
| 50 - 59 | 25 | 33 | 55 | 113 |
| 60 - 69 | 16 | 12 | 22 | 50 |
| 70 and Over | 8 | 11 | 9 | 28 |
| Sum: | 49 | 56 | 86 | 191 |

Nebraska

| | Calendar Year | | | Sum: |
|-------------|---------------|------------|------------|------------|
| | 2002 | 2003 | 2004 | |
| 50 - 59 | 53 | 72 | 97 | 222 |
| 60 - 69 | 17 | 38 | 47 | 102 |
| 70 and Over | 17 | 22 | 24 | 63 |
| Sum: | 87 | 132 | 168 | 387 |

Nevada

| | <i>Calendar Year</i> | | | Sum: |
|--------------------|----------------------|-------------|-------------|--------------|
| | 2002 | 2003 | 2004 | |
| 50 - 59 | 215 | 339 | 397 | 951 |
| 60 - 69 | 126 | 165 | 163 | 454 |
| 70 and Over | 64 | 69 | 89 | 222 |
| Sum: | 405 | 573 | 649 | 1,627 |

New Hampshire

| | <i>Calendar Year</i> | | | Sum: |
|--------------------|----------------------|-------------|-------------|-------------|
| | 2002 | 2003 | 2004 | |
| 50 - 59 | 53 | 75 | 71 | 199 |
| 60 - 69 | 12 | 30 | 32 | 74 |
| 70 and Over | 19 | 19 | 16 | 54 |
| Sum: | 84 | 124 | 119 | 327 |

New Jersey

| | <i>Calendar Year</i> | | | Sum: |
|--------------------|----------------------|--------------|--------------|--------------|
| | 2002 | 2003 | 2004 | |
| 50 - 59 | 602 | 740 | 814 | 2,156 |
| 60 - 69 | 264 | 348 | 385 | 997 |
| 70 and Over | 182 | 208 | 278 | 668 |
| Sum: | 1,048 | 1,296 | 1,477 | 3,821 |

New Mexico

| | <i>Calendar Year</i> | | | Sum: |
|--------------------|----------------------|-------------|-------------|-------------|
| | 2002 | 2003 | 2004 | |
| 50 - 59 | 85 | 188 | 189 | 462 |
| 60 - 69 | 45 | 69 | 71 | 185 |
| 70 and Over | 18 | 39 | 57 | 114 |
| Sum: | 148 | 296 | 317 | 761 |

New York

| | <i>Calendar Year</i> | | | Sum: |
|--------------------|----------------------|--------------|--------------|---------------|
| | 2002 | 2003 | 2004 | |
| 50 - 59 | 1,501 | 2,073 | 2,341 | 5,915 |
| 60 - 69 | 755 | 1,008 | 1,101 | 2,864 |
| 70 and Over | 523 | 615 | 698 | 1,836 |
| Sum: | 2,779 | 3,696 | 4,140 | 10,615 |

North Carolina

| | Calendar Year | | | Sum: |
|-------------|---------------|--------------|--------------|--------------|
| | 2002 | 2003 | 2004 | |
| 50 - 59 | 387 | 633 | 674 | 1,694 |
| 60 - 69 | 172 | 292 | 276 | 740 |
| 70 and Over | 109 | 208 | 192 | 509 |
| Sum: | 668 | 1,133 | 1,142 | 2,943 |

North Dakota

| | Calendar Year | | | Sum: |
|-------------|---------------|-----------|-----------|-----------|
| | 2002 | 2003 | 2004 | |
| 50 - 59 | 8 | 10 | 19 | 37 |
| 60 - 69 | 1 | 5 | 10 | 16 |
| 70 and Over | 1 | 3 | 6 | 10 |
| Sum: | 10 | 18 | 35 | 63 |

Ohio

| | Calendar Year | | | Sum: |
|-------------|---------------|--------------|--------------|--------------|
| | 2002 | 2003 | 2004 | |
| 50 - 59 | 487 | 691 | 832 | 2,010 |
| 60 - 69 | 208 | 355 | 372 | 935 |
| 70 and Over | 173 | 195 | 275 | 643 |
| Sum: | 868 | 1,241 | 1,479 | 3,588 |

Oklahoma

| | Calendar Year | | | Sum: |
|-------------|---------------|------------|------------|--------------|
| | 2002 | 2003 | 2004 | |
| 50 - 59 | 113 | 197 | 255 | 565 |
| 60 - 69 | 71 | 112 | 114 | 297 |
| 70 and Over | 43 | 65 | 74 | 182 |
| Sum: | 227 | 374 | 443 | 1,044 |

Oregon

| | Calendar Year | | | Sum: |
|-------------|---------------|------------|------------|--------------|
| | 2002 | 2003 | 2004 | |
| 50 - 59 | 281 | 398 | 462 | 1,141 |
| 60 - 69 | 114 | 179 | 194 | 487 |
| 70 and Over | 72 | 111 | 102 | 285 |
| Sum: | 467 | 688 | 758 | 1,913 |

Pennsylvania

| | Calendar Year | | | Sum: |
|-------------|---------------|--------------|--------------|--------------|
| | 2002 | 2003 | 2004 | |
| 50 - 59 | 648 | 822 | 1,004 | 2,474 |
| 60 - 69 | 275 | 383 | 389 | 1,047 |
| 70 and Over | 237 | 267 | 349 | 853 |
| Sum: | 1,160 | 1,472 | 1,742 | 4,374 |

Puerto Rico

| | Calendar Year | | | Sum: |
|-------------|---------------|------------|------------|------------|
| | 2002 | 2003 | 2004 | |
| 50 - 59 | 27 | 85 | 109 | 221 |
| 60 - 69 | 15 | 31 | 53 | 99 |
| 70 and Over | 6 | 23 | 19 | 48 |
| Sum: | 48 | 139 | 181 | 368 |

Rhode Island

| | Calendar Year | | | Sum: |
|-------------|---------------|------------|------------|------------|
| | 2002 | 2003 | 2004 | |
| 50 - 59 | 38 | 71 | 62 | 171 |
| 60 - 69 | 19 | 32 | 27 | 78 |
| 70 and Over | 9 | 14 | 15 | 38 |
| Sum: | 66 | 117 | 104 | 287 |

South Carolina

| | Calendar Year | | | Sum: |
|-------------|---------------|------------|------------|--------------|
| | 2002 | 2003 | 2004 | |
| 50 - 59 | 127 | 210 | 284 | 621 |
| 60 - 69 | 78 | 145 | 151 | 374 |
| 70 and Over | 46 | 78 | 64 | 188 |
| Sum: | 251 | 433 | 499 | 1,183 |

South Dakota

| | Calendar Year | | | Sum: |
|-------------|---------------|-----------|-----------|-----------|
| | 2002 | 2003 | 2004 | |
| 50 - 59 | 7 | 15 | 25 | 47 |
| 60 - 69 | 3 | 10 | 14 | 27 |
| 70 and Over | 4 | 8 | 11 | 23 |
| Sum: | 14 | 33 | 50 | 97 |

Tennessee

| | Calendar Year | | | Sum: |
|-------------|---------------|------------|------------|--------------|
| | 2002 | 2003 | 2004 | |
| 50 - 59 | 247 | 365 | 424 | 1,036 |
| 60 - 69 | 124 | 162 | 188 | 474 |
| 70 and Over | 83 | 113 | 138 | 334 |
| Sum: | 454 | 640 | 750 | 1,844 |

Texas

| | Calendar Year | | | Sum: |
|-------------|---------------|--------------|--------------|---------------|
| | 2002 | 2003 | 2004 | |
| 50 - 59 | 1,400 | 2,114 | 2,575 | 6,089 |
| 60 - 69 | 552 | 887 | 1,169 | 2,608 |
| 70 and Over | 400 | 635 | 760 | 1,795 |
| Sum: | 2,352 | 3,636 | 4,504 | 10,492 |

Utah

| | Calendar Year | | | Sum: |
|-------------|---------------|------------|------------|------------|
| | 2002 | 2003 | 2004 | |
| 50 - 59 | 87 | 124 | 192 | 403 |
| 60 - 69 | 42 | 70 | 92 | 204 |
| 70 and Over | 19 | 38 | 50 | 107 |
| Sum: | 148 | 232 | 334 | 714 |

Vermont

| | Calendar Year | | | Sum: |
|-------------|---------------|-----------|-----------|------------|
| | 2002 | 2003 | 2004 | |
| 50 - 59 | 14 | 21 | 35 | 70 |
| 60 - 69 | 9 | 8 | 12 | 29 |
| 70 and Over | 1 | 6 | 6 | 13 |
| Sum: | 24 | 35 | 53 | 112 |

Virginia

| | Calendar Year | | | Sum: |
|-------------|---------------|------------|--------------|--------------|
| | 2002 | 2003 | 2004 | |
| 50 - 59 | 384 | 540 | 627 | 1,551 |
| 60 - 69 | 160 | 234 | 254 | 648 |
| 70 and Over | 100 | 149 | 141 | 390 |
| Sum: | 644 | 923 | 1,022 | 2,589 |

Virgin Islands

| | Calendar Year | | | Sum: |
|-------------|---------------|----------|-----------|-----------|
| | 2002 | 2003 | 2004 | |
| 50 - 59 | 5 | 6 | 16 | 27 |
| 60 - 69 | 1 | 1 | 7 | 9 |
| 70 and Over | | 1 | 6 | 7 |
| Sum: | 6 | 8 | 29 | 43 |

Washington

| | Calendar Year | | | Sum: |
|-------------|---------------|--------------|--------------|--------------|
| | 2002 | 2003 | 2004 | |
| 50 - 59 | 497 | 646 | 809 | 1,952 |
| 60 - 69 | 210 | 275 | 352 | 837 |
| 70 and Over | 122 | 155 | 173 | 450 |
| Sum: | 829 | 1,076 | 1,334 | 3,239 |

West Virginia

| | Calendar Year | | | Sum: |
|-------------|---------------|------------|------------|------------|
| | 2002 | 2003 | 2004 | |
| 50 - 59 | 37 | 64 | 85 | 186 |
| 60 - 69 | 22 | 27 | 36 | 85 |
| 70 and Over | 21 | 11 | 25 | 57 |
| Sum: | 80 | 102 | 146 | 328 |

Wisconsin

| | Calendar Year | | | Sum: |
|-------------|---------------|------------|------------|--------------|
| | 2002 | 2003 | 2004 | |
| 50 - 59 | 205 | 258 | 340 | 803 |
| 60 - 69 | 83 | 95 | 129 | 307 |
| 70 and Over | 74 | 62 | 72 | 208 |
| Sum: | 362 | 415 | 541 | 1,318 |

Wyoming

| | Calendar Year | | | Sum: |
|-------------|---------------|-----------|-----------|------------|
| | 2002 | 2003 | 2004 | |
| 50 - 59 | 14 | 25 | 22 | 61 |
| 60 - 69 | 8 | 15 | 15 | 38 |
| 70 and Over | 2 | 8 | 6 | 16 |
| Sum: | 24 | 48 | 43 | 115 |

**Appendix F: Number of Sentinel Identity Theft (IDT) complaints
from United States (U.S.) consumers reporting age 50 and over
by identity theft type and calendar year.**

Notes: 1) This report includes IDT consumer complaints from all 50 U.S. states, the District of Columbia, and four U.S. territories - Guam (4), Minor Outlying Islands (0), Puerto Rico (368), and Virgin Islands (43). 2) Sentinel complaints may contain information from multiple consumers. 3) "Bank Fraud" includes fraud involving checking and savings accounts and electronic fund transfers.

| Theft Type | <i>Calendar Year</i> | | | Sum: |
|---|----------------------|-------------|-------------|---------------|
| | 2002 | 2003 | 2004 | |
| Credit Card Fraud | 14,980 | 17,698 | 18,765 | 51,443 |
| Phone or Utilities Fraud | 5,459 | 7,635 | 8,771 | 21,865 |
| Bank Fraud | 4,752 | 7,187 | 9,149 | 21,088 |
| Employment-Related Fraud | 883 | 2,088 | 2,768 | 5,739 |
| Government Documents or Benefits Fraud | 1,480 | 2,060 | 2,601 | 6,141 |
| Loan Fraud | 1,793 | 2,169 | 2,806 | 6,768 |
| Other Identity Theft | 3,422 | 6,512 | 8,803 | 18,737 |
| Attempted Identity Theft | 4,470 | 5,630 | 5,277 | 15,377 |

**Appendix F: Number of Sentinel Identity Theft (IDT) complaints
from United States consumers reporting age 50 and over
by identity theft type and age range.**

Notes: 1) This report includes IDT consumer complaints from all 50 U.S. states, the District of Columbia, and four U.S. territories - Guam (4), Minor Outlying Islands (0), Puerto Rico (368), and Virgin Islands (43). 2) Sentinel complaints may contain information from multiple consumers. 3) "Bank Fraud" includes fraud involving checking and savings accounts and electronic fund transfers.

50 - 59

| Theft Type | Calendar Year | | | Sum: |
|--|---------------|-------|--------|--------|
| | 2002 | 2003 | 2004 | |
| Credit Card Fraud | 8,193 | 9,582 | 10,272 | 28,047 |
| Phone or Utilities Fraud | 3,332 | 4,639 | 5,092 | 13,063 |
| Bank Fraud | 2,700 | 4,270 | 5,358 | 12,328 |
| Employment-Related Fraud | 603 | 1,386 | 1,902 | 3,891 |
| Government Documents or Benefits Fraud | 871 | 1,335 | 1,627 | 3,833 |
| Loan Fraud | 1,094 | 1,264 | 1,656 | 4,014 |
| Other Identity Theft | 2,029 | 3,916 | 5,283 | 11,228 |
| Attempted Identity Theft | 2,304 | 2,913 | 2,817 | 8,034 |

60 - 69

| Theft Type | Calendar Year | | | Sum: |
|--|---------------|-------|-------|--------|
| | 2002 | 2003 | 2004 | |
| Credit Card Fraud | 3,910 | 4,749 | 4,988 | 13,647 |
| Phone or Utilities Fraud | 1,366 | 1,904 | 2,319 | 5,589 |
| Bank Fraud | 1,169 | 1,705 | 2,223 | 5,097 |
| Employment-Related Fraud | 209 | 480 | 612 | 1,301 |
| Government Documents or Benefits Fraud | 366 | 491 | 614 | 1,471 |
| Loan Fraud | 438 | 554 | 712 | 1,704 |
| Other Identity Theft | 835 | 1,569 | 2,110 | 4,514 |
| Attempted Identity Theft | 1,266 | 1,615 | 1,476 | 4,357 |

70 and Over

| Theft Type | Calendar Year | | | Sum: |
|--|---------------|-------|-------|-------|
| | 2002 | 2003 | 2004 | |
| Credit Card Fraud | 2,877 | 3,367 | 3,505 | 9,749 |
| Phone or Utilities Fraud | 761 | 1,092 | 1,360 | 3,213 |
| Bank Fraud | 883 | 1,212 | 1,568 | 3,663 |
| Employment-Related Fraud | 71 | 222 | 254 | 547 |
| Government Documents or Benefits Fraud | 243 | 234 | 360 | 837 |
| Loan Fraud | 261 | 351 | 438 | 1,050 |
| Other Identity Theft | 558 | 1,027 | 1,410 | 2,995 |
| Attempted Identity Theft | 900 | 1,102 | 984 | 2,986 |

**Appendix F: Number of Sentinel Identity Theft (IDT) complaints
from United States (U.S.) consumers reporting age 50 and over
by consumers' state and identity theft type.**

Notes: 1) This report includes IDT consumer complaints from all 50 U.S. states, the District of Columbia, and four U.S. territories - Guam (4), Minor Outlying Islands (0), Puerto Rico (368), and Virgin Islands (43). 2) Sentinel complaints may contain information from multiple consumers. 3) "Bank Fraud" includes fraud involving checking and savings accounts and electronic fund transfers.

Alabama

| Theft Type | Calendar Year | | | Sum: |
|--|---------------|------|------|------|
| | 2002 | 2003 | 2004 | |
| Credit Card Fraud | 144 | 158 | 191 | 493 |
| Phone or Utilities Fraud | 32 | 63 | 73 | 168 |
| Bank Fraud | 37 | 60 | 94 | 191 |
| Employment-Related Fraud | 7 | 12 | 25 | 44 |
| Government Documents or Benefits Fraud | 12 | 18 | 32 | 62 |
| Loan Fraud | 22 | 25 | 36 | 83 |
| Other Identity Theft | 25 | 67 | 89 | 181 |
| Attempted Identity Theft | 39 | 49 | 54 | 142 |

Alaska

| Theft Type | Calendar Year | | | Sum: |
|--|---------------|------|------|------|
| | 2002 | 2003 | 2004 | |
| Credit Card Fraud | 38 | 24 | 44 | 106 |
| Phone or Utilities Fraud | 7 | 2 | 12 | 21 |
| Bank Fraud | 8 | 4 | 16 | 28 |
| Employment-Related Fraud | 1 | 1 | 3 | 5 |
| Government Documents or Benefits Fraud | 3 | 2 | 2 | 7 |
| Loan Fraud | 6 | 1 | 2 | 9 |
| Other Identity Theft | 8 | 9 | 20 | 37 |
| Attempted Identity Theft | 7 | 6 | 9 | 22 |

Arizona

| Theft Type | Calendar Year | | | Sum: |
|--|---------------|------|------|-------|
| | 2002 | 2003 | 2004 | |
| Credit Card Fraud | 401 | 509 | 513 | 1,423 |
| Phone or Utilities Fraud | 129 | 183 | 205 | 517 |
| Bank Fraud | 171 | 255 | 302 | 728 |
| Employment-Related Fraud | 46 | 83 | 104 | 233 |
| Government Documents or Benefits Fraud | 44 | 59 | 86 | 189 |
| Loan Fraud | 54 | 52 | 84 | 190 |
| Other Identity Theft | 101 | 190 | 264 | 555 |
| Attempted Identity Theft | 110 | 151 | 148 | 409 |

Arkansas

| Theft Type | Calendar Year | | | Sum: |
|--|---------------|------|------|------|
| | 2002 | 2003 | 2004 | |
| Credit Card Fraud | 82 | 142 | 115 | 339 |
| Phone or Utilities Fraud | 25 | 44 | 46 | 115 |
| Bank Fraud | 20 | 63 | 67 | 150 |
| Employment-Related Fraud | 7 | 15 | 27 | 49 |
| Government Documents or Benefits Fraud | 9 | 15 | 16 | 40 |
| Loan Fraud | 15 | 18 | 27 | 60 |
| Other Identity Theft | 21 | 49 | 65 | 135 |
| Attempted Identity Theft | 21 | 31 | 31 | 83 |

California

| Theft Type | Calendar Year | | | Sum: |
|--|---------------|-------|-------|-------|
| | 2002 | 2003 | 2004 | |
| Credit Card Fraud | 2,536 | 2,963 | 2,973 | 8,472 |
| Phone or Utilities Fraud | 1,072 | 1,344 | 1,425 | 3,841 |
| Bank Fraud | 913 | 1,383 | 1,691 | 3,987 |
| Employment-Related Fraud | 258 | 539 | 645 | 1,442 |
| Government Documents or Benefits Fraud | 316 | 442 | 583 | 1,341 |
| Loan Fraud | 306 | 360 | 502 | 1,168 |
| Other Identity Theft | 599 | 1,195 | 1,557 | 3,351 |
| Attempted Identity Theft | 791 | 980 | 816 | 2,587 |

Colorado

| Theft Type | Calendar Year | | | Sum: |
|--|---------------|------|------|------|
| | 2002 | 2003 | 2004 | |
| Credit Card Fraud | 206 | 260 | 265 | 731 |
| Phone or Utilities Fraud | 72 | 106 | 122 | 300 |
| Bank Fraud | 105 | 159 | 202 | 466 |
| Employment-Related Fraud | 32 | 55 | 76 | 163 |
| Government Documents or Benefits Fraud | 28 | 38 | 48 | 114 |
| Loan Fraud | 29 | 36 | 43 | 108 |
| Other Identity Theft | 72 | 138 | 164 | 374 |
| Attempted Identity Theft | 63 | 81 | 84 | 228 |

Connecticut

| Theft Type | Calendar Year | | | Sum: |
|--|---------------|------|------|------|
| | 2002 | 2003 | 2004 | |
| Credit Card Fraud | 135 | 177 | 186 | 498 |
| Phone or Utilities Fraud | 42 | 75 | 81 | 198 |
| Bank Fraud | 25 | 42 | 54 | 121 |
| Employment-Related Fraud | 3 | 22 | 18 | 43 |
| Government Documents or Benefits Fraud | 10 | 6 | 16 | 32 |
| Loan Fraud | 13 | 20 | 24 | 57 |
| Other Identity Theft | 32 | 67 | 83 | 182 |
| Attempted Identity Theft | 46 | 51 | 55 | 152 |

Delaware

| Theft Type | Calendar Year | | | Sum: |
|--|---------------|------|------|------|
| | 2002 | 2003 | 2004 | |
| Credit Card Fraud | 33 | 57 | 64 | 154 |
| Phone or Utilities Fraud | 8 | 20 | 11 | 39 |
| Bank Fraud | 8 | 11 | 17 | 36 |
| Employment-Related Fraud | | 5 | 3 | 8 |
| Government Documents or Benefits Fraud | | 8 | 6 | 14 |
| Loan Fraud | 3 | 4 | 15 | 22 |
| Other Identity Theft | 12 | 16 | 25 | 53 |
| Attempted Identity Theft | 12 | 16 | 12 | 40 |

District of Columbia

| Theft Type | Calendar Year | | | Sum: |
|--|---------------|------|------|------|
| | 2002 | 2003 | 2004 | |
| Credit Card Fraud | 70 | 83 | 69 | 222 |
| Phone or Utilities Fraud | 28 | 19 | 30 | 77 |
| Bank Fraud | 26 | 43 | 41 | 110 |
| Employment-Related Fraud | 3 | 5 | 9 | 17 |
| Government Documents or Benefits Fraud | 5 | 16 | 9 | 30 |
| Loan Fraud | 7 | 5 | 12 | 24 |
| Other Identity Theft | 21 | 17 | 28 | 66 |
| Attempted Identity Theft | 16 | 16 | 15 | 47 |

Florida

| Theft Type | Calendar Year | | | Sum: |
|--|---------------|-------|-------|-------|
| | 2002 | 2003 | 2004 | |
| Credit Card Fraud | 1,480 | 1,529 | 1,619 | 4,628 |
| Phone or Utilities Fraud | 424 | 589 | 669 | 1,682 |
| Bank Fraud | 396 | 552 | 733 | 1,681 |
| Employment-Related Fraud | 50 | 145 | 191 | 386 |
| Government Documents or Benefits Fraud | 116 | 150 | 205 | 471 |
| Loan Fraud | 172 | 216 | 260 | 648 |
| Other Identity Theft | 293 | 526 | 714 | 1,533 |
| Attempted Identity Theft | 427 | 464 | 431 | 1,322 |

Georgia

| Theft Type | Calendar Year | | | Sum: |
|--|---------------|------|------|-------|
| | 2002 | 2003 | 2004 | |
| Credit Card Fraud | 343 | 433 | 498 | 1,274 |
| Phone or Utilities Fraud | 109 | 171 | 207 | 487 |
| Bank Fraud | 169 | 221 | 338 | 728 |
| Employment-Related Fraud | 9 | 35 | 60 | 104 |
| Government Documents or Benefits Fraud | 44 | 70 | 85 | 199 |
| Loan Fraud | 35 | 69 | 83 | 187 |
| Other Identity Theft | 74 | 159 | 254 | 487 |
| Attempted Identity Theft | 113 | 149 | 131 | 393 |

Guam

| Theft Type | Calendar Year | | | Sum: |
|----------------------|---------------|------|------|------|
| | 2002 | 2003 | 2004 | |
| Credit Card Fraud | 1 | 1 | 1 | 3 |
| Bank Fraud | | | 1 | 1 |
| Other Identity Theft | | | 1 | 1 |

Hawaii

| Theft Type | Calendar Year | | | Sum: |
|--|---------------|------|------|------|
| | 2002 | 2003 | 2004 | |
| Credit Card Fraud | 55 | 81 | 77 | 213 |
| Phone or Utilities Fraud | 23 | 24 | 30 | 77 |
| Bank Fraud | 31 | 31 | 33 | 95 |
| Employment-Related Fraud | | 5 | 5 | 10 |
| Government Documents or Benefits Fraud | 5 | 8 | 5 | 18 |
| Loan Fraud | 4 | 6 | 5 | 15 |
| Other Identity Theft | 20 | 20 | 30 | 70 |
| Attempted Identity Theft | 11 | 17 | 17 | 45 |

Idaho

| Theft Type | Calendar Year | | | Sum: |
|--|---------------|------|------|------|
| | 2002 | 2003 | 2004 | |
| Credit Card Fraud | 37 | 43 | 56 | 136 |
| Phone or Utilities Fraud | 8 | 15 | 27 | 50 |
| Bank Fraud | 9 | 17 | 18 | 44 |
| Employment-Related Fraud | 4 | 7 | 7 | 18 |
| Government Documents or Benefits Fraud | 6 | 7 | 8 | 21 |
| Loan Fraud | 11 | 6 | 4 | 21 |
| Other Identity Theft | 13 | 20 | 26 | 59 |
| Attempted Identity Theft | 7 | 18 | 13 | 38 |

Illinois

| Theft Type | Calendar Year | | | Sum: |
|--|---------------|------|------|-------|
| | 2002 | 2003 | 2004 | |
| Credit Card Fraud | 650 | 758 | 795 | 2,203 |
| Phone or Utilities Fraud | 288 | 372 | 410 | 1,070 |
| Bank Fraud | 210 | 246 | 339 | 795 |
| Employment-Related Fraud | 53 | 117 | 142 | 312 |
| Government Documents or Benefits Fraud | 73 | 97 | 104 | 274 |
| Loan Fraud | 92 | 104 | 129 | 325 |
| Other Identity Theft | 148 | 276 | 357 | 781 |
| Attempted Identity Theft | 169 | 248 | 212 | 629 |

Indiana

| Theft Type | Calendar Year | | | Sum: |
|--|---------------|------|------|------|
| | 2002 | 2003 | 2004 | |
| Credit Card Fraud | 203 | 263 | 272 | 738 |
| Phone or Utilities Fraud | 133 | 177 | 234 | 544 |
| Bank Fraud | 58 | 86 | 119 | 263 |
| Employment-Related Fraud | 12 | 24 | 43 | 79 |
| Government Documents or Benefits Fraud | 21 | 30 | 39 | 90 |
| Loan Fraud | 32 | 33 | 35 | 100 |
| Other Identity Theft | 68 | 130 | 156 | 354 |
| Attempted Identity Theft | 63 | 85 | 76 | 224 |

Iowa

| Theft Type | Calendar Year | | | Sum: |
|--|---------------|------|------|------|
| | 2002 | 2003 | 2004 | |
| Credit Card Fraud | 64 | 91 | 84 | 239 |
| Phone or Utilities Fraud | 22 | 32 | 20 | 74 |
| Bank Fraud | 20 | 37 | 51 | 108 |
| Employment-Related Fraud | 5 | 6 | 1 | 12 |
| Government Documents or Benefits Fraud | 7 | 11 | 6 | 24 |
| Loan Fraud | 12 | 7 | 10 | 29 |
| Other Identity Theft | 14 | 27 | 41 | 82 |
| Attempted Identity Theft | 17 | 19 | 24 | 60 |

Kansas

| Theft Type | Calendar Year | | | Sum: |
|--|---------------|------|------|------|
| | 2002 | 2003 | 2004 | |
| Credit Card Fraud | 75 | 104 | 126 | 305 |
| Phone or Utilities Fraud | 30 | 41 | 40 | 111 |
| Bank Fraud | 32 | 72 | 85 | 189 |
| Employment-Related Fraud | 6 | 9 | 11 | 26 |
| Government Documents or Benefits Fraud | 9 | 15 | 23 | 47 |
| Loan Fraud | 12 | 8 | 16 | 36 |
| Other Identity Theft | 20 | 49 | 73 | 142 |
| Attempted Identity Theft | 20 | 27 | 35 | 82 |

Kentucky

| Theft Type | Calendar Year | | | Sum: |
|--|---------------|------|------|------|
| | 2002 | 2003 | 2004 | |
| Credit Card Fraud | 89 | 120 | 135 | 344 |
| Phone or Utilities Fraud | 27 | 42 | 60 | 129 |
| Bank Fraud | 31 | 39 | 68 | 138 |
| Employment-Related Fraud | 6 | 9 | 14 | 29 |
| Government Documents or Benefits Fraud | 6 | 12 | 22 | 40 |
| Loan Fraud | 9 | 16 | 17 | 42 |
| Other Identity Theft | 31 | 48 | 71 | 150 |
| Attempted Identity Theft | 24 | 35 | 42 | 101 |

Louisiana

| Theft Type | Calendar Year | | | Sum: |
|--|---------------|------|------|------|
| | 2002 | 2003 | 2004 | |
| Credit Card Fraud | 155 | 166 | 216 | 537 |
| Phone or Utilities Fraud | 54 | 76 | 87 | 217 |
| Bank Fraud | 52 | 63 | 79 | 194 |
| Employment-Related Fraud | 8 | 18 | 13 | 39 |
| Government Documents or Benefits Fraud | 13 | 20 | 26 | 59 |
| Loan Fraud | 16 | 26 | 30 | 72 |
| Other Identity Theft | 38 | 64 | 83 | 185 |
| Attempted Identity Theft | 38 | 50 | 58 | 146 |

Maine

| Theft Type | Calendar Year | | | Sum: |
|--|---------------|------|------|------|
| | 2002 | 2003 | 2004 | |
| Credit Card Fraud | 26 | 35 | 51 | 112 |
| Phone or Utilities Fraud | 7 | 7 | 13 | 27 |
| Bank Fraud | 12 | 15 | 10 | 37 |
| Employment-Related Fraud | 2 | | 2 | 4 |
| Government Documents or Benefits Fraud | 5 | 5 | 5 | 15 |
| Loan Fraud | 6 | 3 | 9 | 18 |
| Other Identity Theft | 13 | 12 | 17 | 42 |
| Attempted Identity Theft | 6 | 16 | 12 | 34 |

Maryland

| Theft Type | Calendar Year | | | Sum: |
|--|---------------|------|------|-------|
| | 2002 | 2003 | 2004 | |
| Credit Card Fraud | 377 | 411 | 418 | 1,206 |
| Phone or Utilities Fraud | 145 | 197 | 228 | 570 |
| Bank Fraud | 92 | 142 | 186 | 420 |
| Employment-Related Fraud | 10 | 18 | 32 | 60 |
| Government Documents or Benefits Fraud | 40 | 25 | 57 | 122 |
| Loan Fraud | 36 | 35 | 57 | 128 |
| Other Identity Theft | 81 | 124 | 169 | 374 |
| Attempted Identity Theft | 140 | 156 | 136 | 432 |

Massachusetts

| Theft Type | Calendar Year | | | Sum: |
|--|---------------|------|------|------|
| | 2002 | 2003 | 2004 | |
| Credit Card Fraud | 258 | 357 | 339 | 954 |
| Phone or Utilities Fraud | 62 | 113 | 124 | 299 |
| Bank Fraud | 66 | 88 | 110 | 264 |
| Employment-Related Fraud | 6 | 22 | 31 | 59 |
| Government Documents or Benefits Fraud | 11 | 33 | 41 | 85 |
| Loan Fraud | 26 | 26 | 52 | 104 |
| Other Identity Theft | 73 | 124 | 123 | 320 |
| Attempted Identity Theft | 80 | 123 | 101 | 304 |

Michigan

| Theft Type | Calendar Year | | | Sum: |
|--|---------------|------|------|-------|
| | 2002 | 2003 | 2004 | |
| Credit Card Fraud | 529 | 607 | 650 | 1,786 |
| Phone or Utilities Fraud | 337 | 552 | 552 | 1,441 |
| Bank Fraud | 111 | 222 | 240 | 573 |
| Employment-Related Fraud | 11 | 20 | 51 | 82 |
| Government Documents or Benefits Fraud | 46 | 58 | 75 | 179 |
| Loan Fraud | 56 | 81 | 96 | 233 |
| Other Identity Theft | 106 | 205 | 262 | 573 |
| Attempted Identity Theft | 167 | 276 | 285 | 728 |

Minnesota

| Theft Type | Calendar Year | | | Sum: |
|--|---------------|------|------|------|
| | 2002 | 2003 | 2004 | |
| Credit Card Fraud | 171 | 222 | 201 | 594 |
| Phone or Utilities Fraud | 54 | 67 | 78 | 199 |
| Bank Fraud | 76 | 124 | 149 | 349 |
| Employment-Related Fraud | 9 | 16 | 24 | 49 |
| Government Documents or Benefits Fraud | 17 | 19 | 26 | 62 |
| Loan Fraud | 14 | 15 | 23 | 52 |
| Other Identity Theft | 39 | 69 | 95 | 203 |
| Attempted Identity Theft | 54 | 91 | 62 | 207 |

Mississippi

| Theft Type | Calendar Year | | | Sum: |
|--|---------------|------|------|------|
| | 2002 | 2003 | 2004 | |
| Credit Card Fraud | 95 | 110 | 106 | 311 |
| Phone or Utilities Fraud | 28 | 34 | 35 | 97 |
| Bank Fraud | 26 | 48 | 59 | 133 |
| Employment-Related Fraud | 2 | 11 | 12 | 25 |
| Government Documents or Benefits Fraud | 5 | 19 | 9 | 33 |
| Loan Fraud | 7 | 11 | 15 | 33 |
| Other Identity Theft | 15 | 36 | 43 | 94 |
| Attempted Identity Theft | 20 | 32 | 27 | 79 |

Missouri

| Theft Type | Calendar Year | | | Sum: |
|--|---------------|------|------|------|
| | 2002 | 2003 | 2004 | |
| Credit Card Fraud | 260 | 278 | 328 | 866 |
| Phone or Utilities Fraud | 99 | 153 | 174 | 426 |
| Bank Fraud | 79 | 101 | 137 | 317 |
| Employment-Related Fraud | 6 | 21 | 36 | 63 |
| Government Documents or Benefits Fraud | 12 | 24 | 30 | 66 |
| Loan Fraud | 34 | 35 | 52 | 121 |
| Other Identity Theft | 61 | 100 | 167 | 328 |
| Attempted Identity Theft | 56 | 87 | 107 | 250 |

Montana

| Theft Type | Calendar Year | | | Sum: |
|--|---------------|------|------|------|
| | 2002 | 2003 | 2004 | |
| Credit Card Fraud | 24 | 19 | 33 | 76 |
| Phone or Utilities Fraud | 8 | 4 | 18 | 30 |
| Bank Fraud | 10 | 13 | 14 | 37 |
| Employment-Related Fraud | | 3 | 1 | 4 |
| Government Documents or Benefits Fraud | | 1 | 4 | 5 |
| Loan Fraud | 3 | 3 | 5 | 11 |
| Other Identity Theft | 9 | 10 | 22 | 41 |
| Attempted Identity Theft | 4 | 10 | 9 | 23 |

Nebraska

| Theft Type | Calendar Year | | | Sum: |
|--|---------------|------|------|------|
| | 2002 | 2003 | 2004 | |
| Credit Card Fraud | 51 | 62 | 57 | 170 |
| Phone or Utilities Fraud | 10 | 16 | 31 | 57 |
| Bank Fraud | 14 | 19 | 34 | 67 |
| Employment-Related Fraud | 3 | 7 | 12 | 22 |
| Government Documents or Benefits Fraud | 3 | 7 | 13 | 23 |
| Loan Fraud | 4 | 7 | 6 | 17 |
| Other Identity Theft | 12 | 22 | 26 | 60 |
| Attempted Identity Theft | 10 | 9 | 20 | 39 |

Nevada

| Theft Type | Calendar Year | | | Sum: |
|--|---------------|------|------|------|
| | 2002 | 2003 | 2004 | |
| Credit Card Fraud | 167 | 187 | 221 | 575 |
| Phone or Utilities Fraud | 83 | 139 | 120 | 342 |
| Bank Fraud | 70 | 120 | 143 | 333 |
| Employment-Related Fraud | 12 | 22 | 29 | 63 |
| Government Documents or Benefits Fraud | 24 | 32 | 25 | 81 |
| Loan Fraud | 22 | 31 | 36 | 89 |
| Other Identity Theft | 62 | 90 | 122 | 274 |
| Attempted Identity Theft | 61 | 57 | 70 | 188 |

New Hampshire

| Theft Type | Calendar Year | | | Sum: |
|--|---------------|------|------|------|
| | 2002 | 2003 | 2004 | |
| Credit Card Fraud | 47 | 64 | 54 | 165 |
| Phone or Utilities Fraud | 11 | 16 | 20 | 47 |
| Bank Fraud | 6 | 17 | 20 | 43 |
| Employment-Related Fraud | | 4 | 1 | 5 |
| Government Documents or Benefits Fraud | 4 | 2 | 1 | 7 |
| Loan Fraud | 6 | 7 | 6 | 19 |
| Other Identity Theft | 14 | 20 | 28 | 62 |
| Attempted Identity Theft | 12 | 13 | 5 | 30 |

New Jersey

| Theft Type | Calendar Year | | | Sum: |
|--|---------------|------|------|-------|
| | 2002 | 2003 | 2004 | |
| Credit Card Fraud | 536 | 602 | 650 | 1,788 |
| Phone or Utilities Fraud | 168 | 201 | 200 | 569 |
| Bank Fraud | 114 | 147 | 165 | 426 |
| Employment-Related Fraud | 18 | 62 | 80 | 160 |
| Government Documents or Benefits Fraud | 32 | 62 | 56 | 150 |
| Loan Fraud | 66 | 67 | 84 | 217 |
| Other Identity Theft | 126 | 182 | 255 | 563 |
| Attempted Identity Theft | 150 | 164 | 199 | 513 |

New Mexico

| Theft Type | Calendar Year | | | Sum: |
|--|---------------|------|------|------|
| | 2002 | 2003 | 2004 | |
| Credit Card Fraud | 73 | 92 | 103 | 268 |
| Phone or Utilities Fraud | 15 | 40 | 43 | 98 |
| Bank Fraud | 23 | 48 | 72 | 143 |
| Employment-Related Fraud | 6 | 27 | 27 | 60 |
| Government Documents or Benefits Fraud | 10 | 26 | 18 | 54 |
| Loan Fraud | 12 | 19 | 26 | 57 |
| Other Identity Theft | 19 | 63 | 59 | 141 |
| Attempted Identity Theft | 13 | 24 | 28 | 65 |

New York

| Theft Type | Calendar Year | | | Sum: |
|--|---------------|-------|-------|-------|
| | 2002 | 2003 | 2004 | |
| Credit Card Fraud | 1,468 | 1,652 | 1,769 | 4,889 |
| Phone or Utilities Fraud | 521 | 687 | 820 | 2,028 |
| Bank Fraud | 243 | 390 | 479 | 1,112 |
| Employment-Related Fraud | 41 | 143 | 198 | 382 |
| Government Documents or Benefits Fraud | 106 | 156 | 204 | 466 |
| Loan Fraud | 145 | 190 | 197 | 532 |
| Other Identity Theft | 258 | 478 | 621 | 1,357 |
| Attempted Identity Theft | 450 | 533 | 477 | 1,460 |

North Carolina

| Theft Type | Calendar Year | | | Sum: |
|--|---------------|------|------|-------|
| | 2002 | 2003 | 2004 | |
| Credit Card Fraud | 340 | 427 | 417 | 1,184 |
| Phone or Utilities Fraud | 123 | 183 | 178 | 484 |
| Bank Fraud | 93 | 163 | 215 | 471 |
| Employment-Related Fraud | 22 | 47 | 57 | 126 |
| Government Documents or Benefits Fraud | 33 | 53 | 64 | 150 |
| Loan Fraud | 37 | 64 | 75 | 176 |
| Other Identity Theft | 67 | 204 | 214 | 485 |
| Attempted Identity Theft | 85 | 137 | 110 | 332 |

North Dakota

| Theft Type | Calendar Year | | | Sum: |
|--|---------------|------|------|------|
| | 2002 | 2003 | 2004 | |
| Credit Card Fraud | 6 | 2 | 15 | 23 |
| Phone or Utilities Fraud | 1 | 4 | 2 | 7 |
| Bank Fraud | 1 | 4 | 4 | 9 |
| Employment-Related Fraud | 2 | | 5 | 7 |
| Government Documents or Benefits Fraud | 3 | 2 | 1 | 6 |
| Loan Fraud | | 1 | 2 | 3 |
| Other Identity Theft | 1 | 4 | 7 | 12 |
| Attempted Identity Theft | 1 | 3 | 4 | 8 |

Ohio

| Theft Type | Calendar Year | | | Sum: |
|--|---------------|------|------|-------|
| | 2002 | 2003 | 2004 | |
| Credit Card Fraud | 413 | 503 | 539 | 1,455 |
| Phone or Utilities Fraud | 149 | 259 | 339 | 747 |
| Bank Fraud | 110 | 166 | 225 | 501 |
| Employment-Related Fraud | 15 | 24 | 48 | 87 |
| Government Documents or Benefits Fraud | 45 | 43 | 50 | 138 |
| Loan Fraud | 58 | 49 | 76 | 183 |
| Other Identity Theft | 96 | 195 | 272 | 563 |
| Attempted Identity Theft | 141 | 171 | 146 | 458 |

Oklahoma

| Theft Type | Calendar Year | | | Sum: |
|--|---------------|------|------|------|
| | 2002 | 2003 | 2004 | |
| Credit Card Fraud | 118 | 151 | 171 | 440 |
| Phone or Utilities Fraud | 37 | 61 | 67 | 165 |
| Bank Fraud | 31 | 79 | 104 | 214 |
| Employment-Related Fraud | 5 | 9 | 16 | 30 |
| Government Documents or Benefits Fraud | 9 | 19 | 16 | 44 |
| Loan Fraud | 14 | 23 | 24 | 61 |
| Other Identity Theft | 28 | 57 | 75 | 160 |
| Attempted Identity Theft | 33 | 32 | 31 | 96 |

Oregon

| Theft Type | Calendar Year | | | Sum: |
|--|---------------|------|------|------|
| | 2002 | 2003 | 2004 | |
| Credit Card Fraud | 194 | 278 | 238 | 710 |
| Phone or Utilities Fraud | 79 | 95 | 116 | 290 |
| Bank Fraud | 110 | 167 | 182 | 459 |
| Employment-Related Fraud | 7 | 21 | 30 | 58 |
| Government Documents or Benefits Fraud | 23 | 22 | 36 | 81 |
| Loan Fraud | 20 | 28 | 40 | 88 |
| Other Identity Theft | 43 | 85 | 149 | 277 |
| Attempted Identity Theft | 64 | 89 | 77 | 230 |

Pennsylvania

| Theft Type | Calendar Year | | | Sum: |
|--|---------------|------|------|-------|
| | 2002 | 2003 | 2004 | |
| Credit Card Fraud | 558 | 652 | 711 | 1,921 |
| Phone or Utilities Fraud | 209 | 245 | 265 | 719 |
| Bank Fraud | 119 | 203 | 248 | 570 |
| Employment-Related Fraud | 26 | 29 | 49 | 104 |
| Government Documents or Benefits Fraud | 58 | 50 | 85 | 193 |
| Loan Fraud | 86 | 89 | 99 | 274 |
| Other Identity Theft | 128 | 219 | 342 | 689 |
| Attempted Identity Theft | 188 | 204 | 198 | 590 |

Puerto Rico

| Theft Type | Calendar Year | | | Sum: |
|--|---------------|------|------|------|
| | 2002 | 2003 | 2004 | |
| Credit Card Fraud | 23 | 58 | 56 | 137 |
| Phone or Utilities Fraud | 15 | 17 | 38 | 70 |
| Bank Fraud | 4 | 10 | 5 | 19 |
| Employment-Related Fraud | 6 | 25 | 37 | 68 |
| Government Documents or Benefits Fraud | 2 | 10 | 14 | 26 |
| Loan Fraud | 7 | 22 | 18 | 47 |
| Other Identity Theft | 10 | 26 | 51 | 87 |
| Attempted Identity Theft | 3 | 2 | 4 | 9 |

Rhode Island

| Theft Type | Calendar Year | | | Sum: |
|--|---------------|------|------|------|
| | 2002 | 2003 | 2004 | |
| Credit Card Fraud | 32 | 63 | 43 | 138 |
| Phone or Utilities Fraud | 12 | 21 | 15 | 48 |
| Bank Fraud | 8 | 11 | 10 | 29 |
| Employment-Related Fraud | 3 | 4 | 4 | 11 |
| Government Documents or Benefits Fraud | 2 | 2 | 1 | 5 |
| Loan Fraud | 7 | 7 | 7 | 21 |
| Other Identity Theft | 5 | 16 | 22 | 43 |
| Attempted Identity Theft | 13 | 14 | 12 | 39 |

South Carolina

| Theft Type | Calendar Year | | | Sum: |
|--|---------------|------|------|------|
| | 2002 | 2003 | 2004 | |
| Credit Card Fraud | 117 | 151 | 171 | 439 |
| Phone or Utilities Fraud | 46 | 74 | 104 | 224 |
| Bank Fraud | 39 | 61 | 89 | 189 |
| Employment-Related Fraud | 9 | 23 | 17 | 49 |
| Government Documents or Benefits Fraud | 10 | 18 | 18 | 46 |
| Loan Fraud | 12 | 24 | 36 | 72 |
| Other Identity Theft | 33 | 76 | 101 | 210 |
| Attempted Identity Theft | 30 | 61 | 55 | 146 |

South Dakota

| Theft Type | Calendar Year | | | Sum: |
|--|---------------|------|------|------|
| | 2002 | 2003 | 2004 | |
| Credit Card Fraud | 6 | 13 | 18 | 37 |
| Phone or Utilities Fraud | 2 | 5 | 3 | 10 |
| Bank Fraud | 1 | 3 | 10 | 14 |
| Employment-Related Fraud | | 2 | 3 | 5 |
| Government Documents or Benefits Fraud | | | 4 | 4 |
| Loan Fraud | | | 3 | 3 |
| Other Identity Theft | 5 | 9 | 11 | 25 |
| Attempted Identity Theft | 2 | 2 | 6 | 10 |

Tennessee

| Theft Type | Calendar Year | | | Sum: |
|--|---------------|------|------|------|
| | 2002 | 2003 | 2004 | |
| Credit Card Fraud | 227 | 290 | 294 | 811 |
| Phone or Utilities Fraud | 54 | 90 | 99 | 243 |
| Bank Fraud | 93 | 123 | 154 | 370 |
| Employment-Related Fraud | 7 | 17 | 32 | 56 |
| Government Documents or Benefits Fraud | 21 | 29 | 36 | 86 |
| Loan Fraud | 30 | 33 | 31 | 94 |
| Other Identity Theft | 50 | 91 | 131 | 272 |
| Attempted Identity Theft | 54 | 74 | 76 | 204 |

Texas

| Theft Type | Calendar Year | | | Sum: |
|--|---------------|-------|-------|-------|
| | 2002 | 2003 | 2004 | |
| Credit Card Fraud | 1,093 | 1,346 | 1,491 | 3,930 |
| Phone or Utilities Fraud | 309 | 495 | 709 | 1,513 |
| Bank Fraud | 513 | 769 | 1,059 | 2,341 |
| Employment-Related Fraud | 103 | 298 | 419 | 820 |
| Government Documents or Benefits Fraud | 129 | 211 | 239 | 579 |
| Loan Fraud | 142 | 151 | 230 | 523 |
| Other Identity Theft | 207 | 498 | 713 | 1,418 |
| Attempted Identity Theft | 307 | 395 | 358 | 1,060 |

Utah

| Theft Type | Calendar Year | | | Sum: |
|--|---------------|------|------|------|
| | 2002 | 2003 | 2004 | |
| Credit Card Fraud | 56 | 77 | 111 | 244 |
| Phone or Utilities Fraud | 24 | 40 | 48 | 112 |
| Bank Fraud | 38 | 64 | 86 | 188 |
| Employment-Related Fraud | 6 | 12 | 20 | 38 |
| Government Documents or Benefits Fraud | 6 | 8 | 14 | 28 |
| Loan Fraud | 10 | 10 | 21 | 41 |
| Other Identity Theft | 18 | 29 | 55 | 102 |
| Attempted Identity Theft | 22 | 21 | 36 | 79 |

Vermont

| Theft Type | Calendar Year | | | Sum: |
|--|---------------|------|------|------|
| | 2002 | 2003 | 2004 | |
| Credit Card Fraud | 17 | 17 | 24 | 58 |
| Phone or Utilities Fraud | 3 | 3 | 8 | 14 |
| Bank Fraud | 2 | 5 | 10 | 17 |
| Employment-Related Fraud | | 1 | 2 | 3 |
| Government Documents or Benefits Fraud | | | 2 | 2 |
| Loan Fraud | 1 | | 4 | 5 |
| Other Identity Theft | 2 | 6 | 11 | 19 |
| Attempted Identity Theft | 3 | 4 | 4 | 11 |

Virginia

| Theft Type | Calendar Year | | | Sum: |
|--|---------------|------|------|-------|
| | 2002 | 2003 | 2004 | |
| Credit Card Fraud | 315 | 392 | 398 | 1,105 |
| Phone or Utilities Fraud | 92 | 144 | 183 | 419 |
| Bank Fraud | 88 | 153 | 166 | 407 |
| Employment-Related Fraud | 12 | 27 | 29 | 68 |
| Government Documents or Benefits Fraud | 44 | 33 | 43 | 120 |
| Loan Fraud | 26 | 40 | 53 | 119 |
| Other Identity Theft | 72 | 132 | 167 | 371 |
| Attempted Identity Theft | 117 | 135 | 131 | 383 |

Virgin Islands

| Theft Type | Calendar Year | | | Sum: |
|--|---------------|------|------|------|
| | 2002 | 2003 | 2004 | |
| Credit Card Fraud | 2 | 4 | 7 | 13 |
| Phone or Utilities Fraud | 1 | | 13 | 14 |
| Bank Fraud | | 1 | 6 | 7 |
| Government Documents or Benefits Fraud | | | 2 | 2 |
| Loan Fraud | | | 3 | 3 |
| Other Identity Theft | 2 | 2 | 6 | 10 |
| Attempted Identity Theft | 1 | 1 | 1 | 3 |

Washington

| Theft Type | Calendar Year | | | Sum: |
|--|---------------|------|------|-------|
| | 2002 | 2003 | 2004 | |
| Credit Card Fraud | 372 | 396 | 497 | 1,265 |
| Phone or Utilities Fraud | 128 | 173 | 197 | 498 |
| Bank Fraud | 179 | 252 | 313 | 744 |
| Employment-Related Fraud | 17 | 39 | 42 | 98 |
| Government Documents or Benefits Fraud | 42 | 47 | 59 | 148 |
| Loan Fraud | 37 | 48 | 50 | 135 |
| Other Identity Theft | 105 | 167 | 219 | 491 |
| Attempted Identity Theft | 115 | 135 | 148 | 398 |

West Virginia

| Theft Type | Calendar Year | | | Sum: |
|--|---------------|------|------|------|
| | 2002 | 2003 | 2004 | |
| Credit Card Fraud | 35 | 40 | 50 | 125 |
| Phone or Utilities Fraud | 19 | 19 | 25 | 63 |
| Bank Fraud | 9 | 15 | 25 | 49 |
| Employment-Related Fraud | 1 | 3 | 8 | 12 |
| Government Documents or Benefits Fraud | | 3 | 2 | 5 |
| Loan Fraud | 5 | 12 | 9 | 26 |
| Other Identity Theft | 14 | 15 | 34 | 63 |
| Attempted Identity Theft | 9 | 10 | 16 | 35 |

Wisconsin

| Theft Type | Calendar Year | | | Sum: |
|--|---------------|------|------|------|
| | 2002 | 2003 | 2004 | |
| Credit Card Fraud | 165 | 156 | 218 | 539 |
| Phone or Utilities Fraud | 75 | 77 | 107 | 259 |
| Bank Fraud | 47 | 51 | 68 | 166 |
| Employment-Related Fraud | 6 | 19 | 16 | 41 |
| Government Documents or Benefits Fraud | 10 | 15 | 29 | 54 |
| Loan Fraud | 14 | 26 | 25 | 65 |
| Other Identity Theft | 34 | 70 | 101 | 205 |
| Attempted Identity Theft | 61 | 53 | 58 | 172 |

Wyoming

| Theft Type | Calendar Year | | | Sum: |
|--|---------------|------|------|------|
| | 2002 | 2003 | 2004 | |
| Credit Card Fraud | 12 | 22 | 17 | 51 |
| Phone or Utilities Fraud | | 9 | 10 | 19 |
| Bank Fraud | 4 | 9 | 4 | 17 |
| Employment-Related Fraud | | | 1 | 1 |
| Government Documents or Benefits Fraud | 1 | 2 | 1 | 4 |
| Loan Fraud | | | 2 | 2 |
| Other Identity Theft | 4 | 9 | 12 | 25 |
| Attempted Identity Theft | 4 | 3 | 5 | 12 |

**Appendix F: Number of Sentinel Identity Theft (IDT) complaints
from United States consumers reporting age 50 and over
by consumers' state, identity theft type, and age range.**

Notes: 1) This report includes IDT consumer complaints from all 50 U.S. states, the District of Columbia, and four U.S. territories - Guam (4), Minor Outlying Islands (0), Puerto Rico (368), and Virgin Islands (43). 2) Sentinel complaints may contain information from multiple consumers. 3) "Bank Fraud" includes fraud involving checking and savings accounts and electronic fund transfers.

Alabama

Age Range 50 - 59

| Theft Type | Calendar Year | | | Sum: |
|--|---------------|------|------|------|
| | 2002 | 2003 | 2004 | |
| Credit Card Fraud | 80 | 74 | 101 | 255 |
| Phone or Utilities Fraud | 17 | 30 | 47 | 94 |
| Bank Fraud | 22 | 36 | 62 | 120 |
| Employment-Related Fraud | 5 | 9 | 18 | 32 |
| Government Documents or Benefits Fraud | 10 | 13 | 22 | 45 |
| Loan Fraud | 9 | 17 | 23 | 49 |
| Other Identity Theft | 16 | 40 | 56 | 112 |
| Attempted Identity Theft | 14 | 27 | 27 | 68 |

Age Range 60 - 69

| Theft Type | Calendar Year | | | Sum: |
|--|---------------|------|------|------|
| | 2002 | 2003 | 2004 | |
| Credit Card Fraud | 35 | 45 | 49 | 129 |
| Phone or Utilities Fraud | 10 | 20 | 18 | 48 |
| Bank Fraud | 11 | 15 | 14 | 40 |
| Employment-Related Fraud | 2 | 2 | 5 | 9 |
| Government Documents or Benefits Fraud | | 5 | 7 | 12 |
| Loan Fraud | 8 | 4 | 7 | 19 |
| Other Identity Theft | 7 | 17 | 19 | 43 |
| Attempted Identity Theft | 11 | 10 | 13 | 34 |

Age Range 70 and Over

| Theft Type | Calendar Year | | | Sum: |
|--|---------------|------|------|------|
| | 2002 | 2003 | 2004 | |
| Credit Card Fraud | 29 | 39 | 41 | 109 |
| Phone or Utilities Fraud | 5 | 13 | 8 | 26 |
| Bank Fraud | 4 | 9 | 18 | 31 |
| Employment-Related Fraud | | 1 | 2 | 3 |
| Government Documents or Benefits Fraud | 2 | | 3 | 5 |
| Loan Fraud | 5 | 4 | 6 | 15 |
| Other Identity Theft | 2 | 10 | 14 | 26 |
| Attempted Identity Theft | 14 | 12 | 14 | 40 |

Alaska

Age Range 50 - 59

| Theft Type | Calendar Year | | | Sum: |
|--|---------------|------|------|------|
| | 2002 | 2003 | 2004 | |
| Credit Card Fraud | 25 | 16 | 29 | 70 |
| Phone or Utilities Fraud | 5 | 1 | 7 | 13 |
| Bank Fraud | 7 | 4 | 8 | 19 |
| Employment-Related Fraud | 1 | 1 | 1 | 3 |
| Government Documents or Benefits Fraud | 2 | | | 2 |
| Loan Fraud | 3 | | 2 | 5 |
| Other Identity Theft | 5 | 5 | 11 | 21 |
| Attempted Identity Theft | 2 | 3 | 7 | 12 |

Age Range 60 - 69

| Theft Type | Calendar Year | | | Sum: |
|--|---------------|------|------|------|
| | 2002 | 2003 | 2004 | |
| Credit Card Fraud | 9 | 5 | 13 | 27 |
| Phone or Utilities Fraud | | 1 | 2 | 3 |
| Bank Fraud | | | 6 | 6 |
| Employment-Related Fraud | | | 1 | 1 |
| Government Documents or Benefits Fraud | 1 | 2 | 1 | 4 |
| Loan Fraud | 1 | 1 | | 2 |
| Other Identity Theft | 1 | 2 | 4 | 7 |
| Attempted Identity Theft | 5 | 3 | 2 | 10 |

Age Range 70 and Over

| Theft Type | Calendar Year | | | Sum: |
|--|---------------|------|------|------|
| | 2002 | 2003 | 2004 | |
| Credit Card Fraud | 4 | 3 | 2 | 9 |
| Phone or Utilities Fraud | 2 | | 3 | 5 |
| Bank Fraud | 1 | | 2 | 3 |
| Employment-Related Fraud | | | 1 | 1 |
| Government Documents or Benefits Fraud | | | 1 | 1 |
| Loan Fraud | 2 | | | 2 |
| Other Identity Theft | 2 | 2 | 5 | 9 |

Arizona

Age Range 50 - 59

| Theft Type | Calendar Year | | | Sum: |
|--|---------------|------|------|------|
| | 2002 | 2003 | 2004 | |
| Credit Card Fraud | 220 | 253 | 257 | 730 |
| Phone or Utilities Fraud | 83 | 110 | 123 | 316 |
| Bank Fraud | 108 | 140 | 168 | 416 |
| Employment-Related Fraud | 30 | 63 | 76 | 169 |
| Government Documents or Benefits Fraud | 24 | 42 | 48 | 114 |
| Loan Fraud | 32 | 30 | 48 | 110 |
| Other Identity Theft | 61 | 109 | 150 | 320 |
| Attempted Identity Theft | 59 | 67 | 85 | 211 |

Age Range 60 - 69

| Theft Type | Calendar Year | | | Sum: |
|--|---------------|------|------|------|
| | 2002 | 2003 | 2004 | |
| Credit Card Fraud | 112 | 151 | 152 | 415 |
| Phone or Utilities Fraud | 33 | 49 | 60 | 142 |
| Bank Fraud | 37 | 68 | 79 | 184 |
| Employment-Related Fraud | 14 | 16 | 19 | 49 |
| Government Documents or Benefits Fraud | 11 | 12 | 21 | 44 |
| Loan Fraud | 17 | 13 | 23 | 53 |
| Other Identity Theft | 20 | 53 | 66 | 139 |
| Attempted Identity Theft | 27 | 57 | 31 | 115 |

Age Range 70 and Over

| Theft Type | Calendar Year | | | Sum: |
|--|---------------|------|------|------|
| | 2002 | 2003 | 2004 | |
| Credit Card Fraud | 69 | 105 | 104 | 278 |
| Phone or Utilities Fraud | 13 | 24 | 22 | 59 |
| Bank Fraud | 26 | 47 | 55 | 128 |
| Employment-Related Fraud | 2 | 4 | 9 | 15 |
| Government Documents or Benefits Fraud | 9 | 5 | 17 | 31 |
| Loan Fraud | 5 | 9 | 13 | 27 |
| Other Identity Theft | 20 | 28 | 48 | 96 |
| Attempted Identity Theft | 24 | 27 | 32 | 83 |

Arkansas

Age Range 50 - 59

| Theft Type | Calendar Year | | | Sum: |
|--|---------------|------|------|------|
| | 2002 | 2003 | 2004 | |
| Credit Card Fraud | 34 | 81 | 58 | 173 |
| Phone or Utilities Fraud | 15 | 29 | 25 | 69 |
| Bank Fraud | 14 | 37 | 29 | 80 |
| Employment-Related Fraud | 6 | 9 | 20 | 35 |
| Government Documents or Benefits Fraud | 7 | 10 | 9 | 26 |
| Loan Fraud | 9 | 10 | 17 | 36 |
| Other Identity Theft | 10 | 30 | 41 | 81 |
| Attempted Identity Theft | 11 | 15 | 15 | 41 |

Age Range 60 - 69

| Theft Type | Calendar Year | | | Sum: |
|--|---------------|------|------|------|
| | 2002 | 2003 | 2004 | |
| Credit Card Fraud | 32 | 40 | 37 | 109 |
| Phone or Utilities Fraud | 4 | 9 | 11 | 24 |
| Bank Fraud | 5 | 19 | 24 | 48 |
| Employment-Related Fraud | 1 | 4 | 4 | 9 |
| Government Documents or Benefits Fraud | 2 | 1 | 4 | 7 |
| Loan Fraud | 4 | 5 | 6 | 15 |
| Other Identity Theft | 8 | 12 | 13 | 33 |
| Attempted Identity Theft | 7 | 12 | 7 | 26 |

Age Range 70 and Over

| Theft Type | Calendar Year | | | Sum: |
|--|---------------|------|------|------|
| | 2002 | 2003 | 2004 | |
| Credit Card Fraud | 16 | 21 | 20 | 57 |
| Phone or Utilities Fraud | 6 | 6 | 10 | 22 |
| Bank Fraud | 1 | 7 | 14 | 22 |
| Employment-Related Fraud | | 2 | 3 | 5 |
| Government Documents or Benefits Fraud | | 4 | 3 | 7 |
| Loan Fraud | 2 | 3 | 4 | 9 |
| Other Identity Theft | 3 | 7 | 11 | 21 |
| Attempted Identity Theft | 3 | 4 | 9 | 16 |

California

Age Range 50 - 59

| Theft Type | Calendar Year | | | Sum: |
|--|---------------|-------|-------|-------|
| | 2002 | 2003 | 2004 | |
| Credit Card Fraud | 1,399 | 1,676 | 1,683 | 4,758 |
| Phone or Utilities Fraud | 693 | 872 | 875 | 2,440 |
| Bank Fraud | 534 | 820 | 971 | 2,325 |
| Employment-Related Fraud | 163 | 350 | 417 | 930 |
| Government Documents or Benefits Fraud | 195 | 294 | 382 | 871 |
| Loan Fraud | 178 | 225 | 306 | 709 |
| Other Identity Theft | 369 | 743 | 954 | 2,066 |
| Attempted Identity Theft | 415 | 506 | 449 | 1,370 |

Age Range 60 - 69

| Theft Type | Calendar Year | | | Sum: |
|--|---------------|------|------|-------|
| | 2002 | 2003 | 2004 | |
| Credit Card Fraud | 667 | 762 | 741 | 2,170 |
| Phone or Utilities Fraud | 253 | 312 | 347 | 912 |
| Bank Fraud | 205 | 333 | 415 | 953 |
| Employment-Related Fraud | 72 | 128 | 165 | 365 |
| Government Documents or Benefits Fraud | 79 | 101 | 144 | 324 |
| Loan Fraud | 71 | 87 | 118 | 276 |
| Other Identity Theft | 147 | 271 | 358 | 776 |
| Attempted Identity Theft | 214 | 282 | 222 | 718 |

Age Range 70 and Over

| Theft Type | Calendar Year | | | Sum: |
|--|---------------|------|------|-------|
| | 2002 | 2003 | 2004 | |
| Credit Card Fraud | 470 | 525 | 549 | 1,544 |
| Phone or Utilities Fraud | 126 | 160 | 203 | 489 |
| Bank Fraud | 174 | 230 | 305 | 709 |
| Employment-Related Fraud | 23 | 61 | 63 | 147 |
| Government Documents or Benefits Fraud | 42 | 47 | 57 | 146 |
| Loan Fraud | 57 | 48 | 78 | 183 |
| Other Identity Theft | 83 | 181 | 245 | 509 |
| Attempted Identity Theft | 162 | 192 | 145 | 499 |

Colorado

Age Range 50 - 59

| Theft Type | Calendar Year | | | Sum: |
|--|---------------|------|------|------|
| | 2002 | 2003 | 2004 | |
| Credit Card Fraud | 117 | 152 | 163 | 432 |
| Phone or Utilities Fraud | 48 | 66 | 81 | 195 |
| Bank Fraud | 68 | 107 | 122 | 297 |
| Employment-Related Fraud | 21 | 36 | 47 | 104 |
| Government Documents or Benefits Fraud | 16 | 25 | 33 | 74 |
| Loan Fraud | 17 | 23 | 27 | 67 |
| Other Identity Theft | 48 | 92 | 112 | 252 |
| Attempted Identity Theft | 25 | 46 | 51 | 122 |

Age Range 60 - 69

| Theft Type | Calendar Year | | | Sum: |
|--|---------------|------|------|------|
| | 2002 | 2003 | 2004 | |
| Credit Card Fraud | 55 | 77 | 62 | 194 |
| Phone or Utilities Fraud | 20 | 22 | 30 | 72 |
| Bank Fraud | 24 | 33 | 45 | 102 |
| Employment-Related Fraud | 9 | 13 | 19 | 41 |
| Government Documents or Benefits Fraud | 5 | 7 | 11 | 23 |
| Loan Fraud | 7 | 10 | 11 | 28 |
| Other Identity Theft | 17 | 28 | 30 | 75 |
| Attempted Identity Theft | 24 | 28 | 26 | 78 |

Age Range 70 and Over

| Theft Type | Calendar Year | | | Sum: |
|--|---------------|------|------|------|
| | 2002 | 2003 | 2004 | |
| Credit Card Fraud | 34 | 31 | 40 | 105 |
| Phone or Utilities Fraud | 4 | 18 | 11 | 33 |
| Bank Fraud | 13 | 19 | 35 | 67 |
| Employment-Related Fraud | 2 | 6 | 10 | 18 |
| Government Documents or Benefits Fraud | 7 | 6 | 4 | 17 |
| Loan Fraud | 5 | 3 | 5 | 13 |
| Other Identity Theft | 7 | 18 | 22 | 47 |
| Attempted Identity Theft | 14 | 7 | 7 | 28 |

Connecticut

Age Range 50 - 59

| Theft Type | Calendar Year | | | Sum: |
|--|---------------|------|------|------|
| | 2002 | 2003 | 2004 | |
| Credit Card Fraud | 79 | 98 | 113 | 290 |
| Phone or Utilities Fraud | 24 | 42 | 48 | 114 |
| Bank Fraud | 15 | 17 | 35 | 67 |
| Employment-Related Fraud | 2 | 14 | 13 | 29 |
| Government Documents or Benefits Fraud | 5 | 5 | 7 | 17 |
| Loan Fraud | 6 | 12 | 17 | 35 |
| Other Identity Theft | 17 | 36 | 54 | 107 |
| Attempted Identity Theft | 23 | 24 | 30 | 77 |

Age Range 60 - 69

| Theft Type | Calendar Year | | | Sum: |
|--|---------------|------|------|------|
| | 2002 | 2003 | 2004 | |
| Credit Card Fraud | 31 | 42 | 49 | 122 |
| Phone or Utilities Fraud | 11 | 19 | 26 | 56 |
| Bank Fraud | 5 | 14 | 11 | 30 |
| Employment-Related Fraud | 1 | 5 | 4 | 10 |
| Government Documents or Benefits Fraud | 3 | | 7 | 10 |
| Loan Fraud | 6 | 7 | 3 | 16 |
| Other Identity Theft | 9 | 16 | 16 | 41 |
| Attempted Identity Theft | 15 | 19 | 16 | 50 |

Age Range 70 and Over

| Theft Type | Calendar Year | | | Sum: |
|--|---------------|------|------|------|
| | 2002 | 2003 | 2004 | |
| Credit Card Fraud | 25 | 37 | 24 | 86 |
| Phone or Utilities Fraud | 7 | 14 | 7 | 28 |
| Bank Fraud | 5 | 11 | 8 | 24 |
| Employment-Related Fraud | | 3 | 1 | 4 |
| Government Documents or Benefits Fraud | 2 | 1 | 2 | 5 |
| Loan Fraud | 1 | 1 | 4 | 6 |
| Other Identity Theft | 6 | 15 | 13 | 34 |
| Attempted Identity Theft | 8 | 8 | 9 | 25 |

Delaware

Age Range 50 - 59

| Theft Type | Calendar Year | | | Sum: |
|--|---------------|------|------|------|
| | 2002 | 2003 | 2004 | |
| Credit Card Fraud | 14 | 35 | 36 | 85 |
| Phone or Utilities Fraud | 6 | 14 | 7 | 27 |
| Bank Fraud | 4 | 7 | 6 | 17 |
| Employment-Related Fraud | | 1 | 1 | 2 |
| Government Documents or Benefits Fraud | | 7 | 1 | 8 |
| Loan Fraud | 3 | 2 | 10 | 15 |
| Other Identity Theft | 6 | 11 | 16 | 33 |
| Attempted Identity Theft | 7 | 6 | 1 | 14 |

Age Range 60 - 69

| Theft Type | Calendar Year | | | Sum: |
|--|---------------|------|------|------|
| | 2002 | 2003 | 2004 | |
| Credit Card Fraud | 15 | 12 | 19 | 46 |
| Phone or Utilities Fraud | 2 | 4 | 2 | 8 |
| Bank Fraud | 4 | 3 | 7 | 14 |
| Employment-Related Fraud | | 1 | 1 | 2 |
| Government Documents or Benefits Fraud | | 1 | 3 | 4 |
| Loan Fraud | | 2 | 2 | 4 |
| Other Identity Theft | 5 | 3 | 7 | 15 |
| Attempted Identity Theft | 1 | 5 | 8 | 14 |

Age Range 70 and Over

| Theft Type | Calendar Year | | | Sum: |
|--|---------------|------|------|------|
| | 2002 | 2003 | 2004 | |
| Credit Card Fraud | 4 | 10 | 9 | 23 |
| Phone or Utilities Fraud | | 2 | 2 | 4 |
| Bank Fraud | | 1 | 4 | 5 |
| Employment-Related Fraud | | 3 | 1 | 4 |
| Government Documents or Benefits Fraud | | | 2 | 2 |
| Loan Fraud | | | 3 | 3 |
| Other Identity Theft | 1 | 2 | 2 | 5 |
| Attempted Identity Theft | 4 | 5 | 3 | 12 |

District of Columbia

Age Range 50 - 59

| Theft Type | Calendar Year | | | Sum: |
|--|---------------|------|------|------|
| | 2002 | 2003 | 2004 | |
| Credit Card Fraud | 48 | 52 | 38 | 138 |
| Phone or Utilities Fraud | 14 | 10 | 17 | 41 |
| Bank Fraud | 16 | 23 | 19 | 58 |
| Employment-Related Fraud | 3 | 5 | 7 | 15 |
| Government Documents or Benefits Fraud | 5 | 10 | 5 | 20 |
| Loan Fraud | 5 | 3 | 3 | 11 |
| Other Identity Theft | 15 | 12 | 13 | 40 |
| Attempted Identity Theft | 12 | 8 | 6 | 26 |

Age Range 60 - 69

| Theft Type | Calendar Year | | | Sum: |
|--|---------------|------|------|------|
| | 2002 | 2003 | 2004 | |
| Credit Card Fraud | 13 | 18 | 14 | 45 |
| Phone or Utilities Fraud | 11 | 4 | 10 | 25 |
| Bank Fraud | 7 | 12 | 12 | 31 |
| Employment-Related Fraud | | | 2 | 2 |
| Government Documents or Benefits Fraud | | 3 | 2 | 5 |
| Loan Fraud | 2 | 1 | 1 | 4 |
| Other Identity Theft | 2 | 1 | 8 | 11 |
| Attempted Identity Theft | 2 | 8 | 6 | 16 |

Age Range 70 and Over

| Theft Type | Calendar Year | | | Sum: |
|--|---------------|------|------|------|
| | 2002 | 2003 | 2004 | |
| Credit Card Fraud | 9 | 13 | 17 | 39 |
| Phone or Utilities Fraud | 3 | 5 | 3 | 11 |
| Bank Fraud | 3 | 8 | 10 | 21 |
| Government Documents or Benefits Fraud | | 3 | 2 | 5 |
| Loan Fraud | | 1 | 8 | 9 |
| Other Identity Theft | 4 | 4 | 7 | 15 |
| Attempted Identity Theft | 2 | | 3 | 5 |

Florida

Age Range 50 - 59

| Theft Type | Calendar Year | | | Sum: |
|--|---------------|------|------|-------|
| | 2002 | 2003 | 2004 | |
| Credit Card Fraud | 711 | 727 | 816 | 2,254 |
| Phone or Utilities Fraud | 219 | 322 | 334 | 875 |
| Bank Fraud | 198 | 314 | 420 | 932 |
| Employment-Related Fraud | 34 | 82 | 126 | 242 |
| Government Documents or Benefits Fraud | 63 | 87 | 122 | 272 |
| Loan Fraud | 101 | 104 | 148 | 353 |
| Other Identity Theft | 143 | 298 | 364 | 805 |
| Attempted Identity Theft | 175 | 216 | 199 | 590 |

Age Range 60 - 69

| Theft Type | Calendar Year | | | Sum: |
|--|---------------|------|------|-------|
| | 2002 | 2003 | 2004 | |
| Credit Card Fraud | 429 | 412 | 441 | 1,282 |
| Phone or Utilities Fraud | 116 | 156 | 198 | 470 |
| Bank Fraud | 111 | 131 | 169 | 411 |
| Employment-Related Fraud | 8 | 40 | 44 | 92 |
| Government Documents or Benefits Fraud | 35 | 44 | 48 | 127 |
| Loan Fraud | 51 | 55 | 65 | 171 |
| Other Identity Theft | 85 | 126 | 196 | 407 |
| Attempted Identity Theft | 138 | 128 | 133 | 399 |

Age Range 70 and Over

| Theft Type | Calendar Year | | | Sum: |
|--|---------------|------|------|-------|
| | 2002 | 2003 | 2004 | |
| Credit Card Fraud | 340 | 390 | 362 | 1,092 |
| Phone or Utilities Fraud | 89 | 111 | 137 | 337 |
| Bank Fraud | 87 | 107 | 144 | 338 |
| Employment-Related Fraud | 8 | 23 | 21 | 52 |
| Government Documents or Benefits Fraud | 18 | 19 | 35 | 72 |
| Loan Fraud | 20 | 57 | 47 | 124 |
| Other Identity Theft | 65 | 102 | 154 | 321 |
| Attempted Identity Theft | 114 | 120 | 99 | 333 |

Georgia

Age Range 50 - 59

| Theft Type | Calendar Year | | | Sum: |
|--|---------------|------|------|------|
| | 2002 | 2003 | 2004 | |
| Credit Card Fraud | 198 | 237 | 264 | 699 |
| Phone or Utilities Fraud | 72 | 111 | 131 | 314 |
| Bank Fraud | 96 | 140 | 216 | 452 |
| Employment-Related Fraud | 6 | 13 | 36 | 55 |
| Government Documents or Benefits Fraud | 23 | 36 | 47 | 106 |
| Loan Fraud | 21 | 49 | 57 | 127 |
| Other Identity Theft | 40 | 104 | 146 | 290 |
| Attempted Identity Theft | 64 | 78 | 64 | 206 |

Age Range 60 - 69

| Theft Type | Calendar Year | | | Sum: |
|--|---------------|------|------|------|
| | 2002 | 2003 | 2004 | |
| Credit Card Fraud | 97 | 122 | 136 | 355 |
| Phone or Utilities Fraud | 29 | 34 | 53 | 116 |
| Bank Fraud | 52 | 48 | 81 | 181 |
| Employment-Related Fraud | 3 | 9 | 20 | 32 |
| Government Documents or Benefits Fraud | 12 | 18 | 25 | 55 |
| Loan Fraud | 9 | 13 | 14 | 36 |
| Other Identity Theft | 16 | 33 | 73 | 122 |
| Attempted Identity Theft | 32 | 50 | 50 | 132 |

Age Range 70 and Over

| Theft Type | Calendar Year | | | Sum: |
|--|---------------|------|------|------|
| | 2002 | 2003 | 2004 | |
| Credit Card Fraud | 48 | 74 | 98 | 220 |
| Phone or Utilities Fraud | 8 | 26 | 23 | 57 |
| Bank Fraud | 21 | 33 | 41 | 95 |
| Employment-Related Fraud | | 13 | 4 | 17 |
| Government Documents or Benefits Fraud | 9 | 16 | 13 | 38 |
| Loan Fraud | 5 | 7 | 12 | 24 |
| Other Identity Theft | 18 | 22 | 35 | 75 |
| Attempted Identity Theft | 17 | 21 | 17 | 55 |

Guam

Age Range 50 - 59

| Theft Type | Calendar Year | | | Sum: |
|----------------------|---------------|------|------|------|
| | 2002 | 2003 | 2004 | |
| Credit Card Fraud | 1 | 1 | 1 | 3 |
| Bank Fraud | | | 1 | 1 |
| Other Identity Theft | | | 1 | 1 |

Hawaii

Age Range 50 - 59

| Theft Type | Calendar Year | | | Sum: |
|--|---------------|------|------|------|
| | 2002 | 2003 | 2004 | |
| Credit Card Fraud | 28 | 42 | 45 | 115 |
| Phone or Utilities Fraud | 11 | 16 | 18 | 45 |
| Bank Fraud | 12 | 22 | 17 | 51 |
| Employment-Related Fraud | | 4 | 2 | 6 |
| Government Documents or Benefits Fraud | 2 | 5 | 3 | 10 |
| Loan Fraud | 1 | 3 | 2 | 6 |
| Other Identity Theft | 5 | 13 | 19 | 37 |
| Attempted Identity Theft | 5 | 6 | 11 | 22 |

Age Range 60 - 69

| Theft Type | Calendar Year | | | Sum: |
|--|---------------|------|------|------|
| | 2002 | 2003 | 2004 | |
| Credit Card Fraud | 19 | 25 | 21 | 65 |
| Phone or Utilities Fraud | 9 | 5 | 7 | 21 |
| Bank Fraud | 15 | 6 | 13 | 34 |
| Employment-Related Fraud | | 1 | 3 | 4 |
| Government Documents or Benefits Fraud | 3 | 1 | 1 | 5 |
| Loan Fraud | 2 | 2 | 2 | 6 |
| Other Identity Theft | 4 | 3 | 6 | 13 |
| Attempted Identity Theft | 2 | 4 | 3 | 9 |

Age Range 70 and Over

| Theft Type | Calendar Year | | | Sum: |
|--|---------------|------|------|------|
| | 2002 | 2003 | 2004 | |
| Credit Card Fraud | 8 | 14 | 11 | 33 |
| Phone or Utilities Fraud | 3 | 3 | 5 | 11 |
| Bank Fraud | 4 | 3 | 3 | 10 |
| Government Documents or Benefits Fraud | | 2 | 1 | 3 |
| Loan Fraud | 1 | 1 | 1 | 3 |
| Other Identity Theft | 11 | 4 | 5 | 20 |
| Attempted Identity Theft | 4 | 7 | 3 | 14 |

Idaho

Age Range 50 - 59

| Theft Type | Calendar Year | | | Sum: |
|--|---------------|------|------|------|
| | 2002 | 2003 | 2004 | |
| Credit Card Fraud | 20 | 27 | 28 | 75 |
| Phone or Utilities Fraud | 3 | 13 | 13 | 29 |
| Bank Fraud | 3 | 10 | 10 | 23 |
| Employment-Related Fraud | 3 | 6 | 6 | 15 |
| Government Documents or Benefits Fraud | 3 | 6 | 6 | 15 |
| Loan Fraud | 8 | 6 | 3 | 17 |
| Other Identity Theft | 7 | 16 | 17 | 40 |
| Attempted Identity Theft | 2 | 10 | 7 | 19 |

Age Range 60 - 69

| Theft Type | Calendar Year | | | Sum: |
|--|---------------|------|------|------|
| | 2002 | 2003 | 2004 | |
| Credit Card Fraud | 9 | 10 | 16 | 35 |
| Phone or Utilities Fraud | 2 | 1 | 12 | 15 |
| Bank Fraud | 3 | 5 | 6 | 14 |
| Employment-Related Fraud | 1 | | | 1 |
| Government Documents or Benefits Fraud | 2 | | 2 | 4 |
| Loan Fraud | 2 | | | 2 |
| Other Identity Theft | 2 | 2 | 6 | 10 |
| Attempted Identity Theft | 4 | 6 | 5 | 15 |

Age Range 70 and Over

| Theft Type | Calendar Year | | | Sum: |
|--|---------------|------|------|------|
| | 2002 | 2003 | 2004 | |
| Credit Card Fraud | 8 | 6 | 12 | 26 |
| Phone or Utilities Fraud | 3 | 1 | 2 | 6 |
| Bank Fraud | 3 | 2 | 2 | 7 |
| Employment-Related Fraud | | 1 | 1 | 2 |
| Government Documents or Benefits Fraud | 1 | 1 | | 2 |
| Loan Fraud | 1 | | 1 | 2 |
| Other Identity Theft | 4 | 2 | 3 | 9 |
| Attempted Identity Theft | 1 | 2 | 1 | 4 |

Illinois

Age Range 50 - 59

| Theft Type | Calendar Year | | | Sum: |
|--|---------------|------|------|-------|
| | 2002 | 2003 | 2004 | |
| Credit Card Fraud | 348 | 409 | 426 | 1,183 |
| Phone or Utilities Fraud | 170 | 243 | 230 | 643 |
| Bank Fraud | 114 | 138 | 199 | 451 |
| Employment-Related Fraud | 40 | 81 | 88 | 209 |
| Government Documents or Benefits Fraud | 39 | 66 | 66 | 171 |
| Loan Fraud | 59 | 68 | 66 | 193 |
| Other Identity Theft | 82 | 170 | 215 | 467 |
| Attempted Identity Theft | 91 | 126 | 122 | 339 |

Age Range 60 - 69

| Theft Type | Calendar Year | | | Sum: |
|--|---------------|------|------|------|
| | 2002 | 2003 | 2004 | |
| Credit Card Fraud | 174 | 206 | 221 | 601 |
| Phone or Utilities Fraud | 74 | 87 | 113 | 274 |
| Bank Fraud | 55 | 60 | 87 | 202 |
| Employment-Related Fraud | 10 | 17 | 41 | 68 |
| Government Documents or Benefits Fraud | 24 | 21 | 22 | 67 |
| Loan Fraud | 20 | 24 | 41 | 85 |
| Other Identity Theft | 36 | 59 | 74 | 169 |
| Attempted Identity Theft | 49 | 69 | 63 | 181 |

Age Range 70 and Over

| Theft Type | Calendar Year | | | Sum: |
|--|---------------|------|------|------|
| | 2002 | 2003 | 2004 | |
| Credit Card Fraud | 128 | 143 | 148 | 419 |
| Phone or Utilities Fraud | 44 | 42 | 67 | 153 |
| Bank Fraud | 41 | 48 | 53 | 142 |
| Employment-Related Fraud | 3 | 19 | 13 | 35 |
| Government Documents or Benefits Fraud | 10 | 10 | 16 | 36 |
| Loan Fraud | 13 | 12 | 22 | 47 |
| Other Identity Theft | 30 | 47 | 68 | 145 |
| Attempted Identity Theft | 29 | 53 | 27 | 109 |

Indiana

Age Range 50 - 59

| Theft Type | Calendar Year | | | Sum: |
|--|---------------|------|------|------|
| | 2002 | 2003 | 2004 | |
| Credit Card Fraud | 104 | 137 | 142 | 383 |
| Phone or Utilities Fraud | 75 | 97 | 141 | 313 |
| Bank Fraud | 38 | 46 | 70 | 154 |
| Employment-Related Fraud | 10 | 14 | 30 | 54 |
| Government Documents or Benefits Fraud | 9 | 21 | 28 | 58 |
| Loan Fraud | 16 | 15 | 23 | 54 |
| Other Identity Theft | 40 | 89 | 105 | 234 |
| Attempted Identity Theft | 34 | 45 | 49 | 128 |

Age Range 60 - 69

| Theft Type | Calendar Year | | | Sum: |
|--|---------------|------|------|------|
| | 2002 | 2003 | 2004 | |
| Credit Card Fraud | 50 | 71 | 78 | 199 |
| Phone or Utilities Fraud | 35 | 51 | 50 | 136 |
| Bank Fraud | 8 | 23 | 24 | 55 |
| Employment-Related Fraud | 2 | 7 | 7 | 16 |
| Government Documents or Benefits Fraud | 8 | 8 | 10 | 26 |
| Loan Fraud | 12 | 12 | 8 | 32 |
| Other Identity Theft | 15 | 20 | 36 | 71 |
| Attempted Identity Theft | 15 | 17 | 16 | 48 |

Age Range 70 and Over

| Theft Type | Calendar Year | | | Sum: |
|--|---------------|------|------|------|
| | 2002 | 2003 | 2004 | |
| Credit Card Fraud | 49 | 55 | 52 | 156 |
| Phone or Utilities Fraud | 23 | 29 | 43 | 95 |
| Bank Fraud | 12 | 17 | 25 | 54 |
| Employment-Related Fraud | | 3 | 6 | 9 |
| Government Documents or Benefits Fraud | 4 | 1 | 1 | 6 |
| Loan Fraud | 4 | 6 | 4 | 14 |
| Other Identity Theft | 13 | 21 | 15 | 49 |
| Attempted Identity Theft | 14 | 23 | 11 | 48 |

Iowa

Age Range 50 - 59

| Theft Type | Calendar Year | | | Sum: |
|--|---------------|------|------|------|
| | 2002 | 2003 | 2004 | |
| Credit Card Fraud | 30 | 45 | 52 | 127 |
| Phone or Utilities Fraud | 13 | 19 | 10 | 42 |
| Bank Fraud | 11 | 28 | 30 | 69 |
| Employment-Related Fraud | 5 | 2 | 1 | 8 |
| Government Documents or Benefits Fraud | 4 | 7 | 3 | 14 |
| Loan Fraud | 10 | 2 | 6 | 18 |
| Other Identity Theft | 9 | 15 | 21 | 45 |
| Attempted Identity Theft | 9 | 7 | 11 | 27 |

Age Range 60 - 69

| Theft Type | Calendar Year | | | Sum: |
|--|---------------|------|------|------|
| | 2002 | 2003 | 2004 | |
| Credit Card Fraud | 24 | 29 | 22 | 75 |
| Phone or Utilities Fraud | 7 | 9 | 6 | 22 |
| Bank Fraud | 4 | 5 | 13 | 22 |
| Employment-Related Fraud | | 4 | | 4 |
| Government Documents or Benefits Fraud | 3 | 4 | 1 | 8 |
| Loan Fraud | 1 | 4 | 3 | 8 |
| Other Identity Theft | 5 | 9 | 13 | 27 |
| Attempted Identity Theft | 5 | 9 | 5 | 19 |

Age Range 70 and Over

| Theft Type | Calendar Year | | | Sum: |
|--|---------------|------|------|------|
| | 2002 | 2003 | 2004 | |
| Credit Card Fraud | 10 | 17 | 10 | 37 |
| Phone or Utilities Fraud | 2 | 4 | 4 | 10 |
| Bank Fraud | 5 | 4 | 8 | 17 |
| Government Documents or Benefits Fraud | | | 2 | 2 |
| Loan Fraud | 1 | 1 | 1 | 3 |
| Other Identity Theft | | 3 | 7 | 10 |
| Attempted Identity Theft | 3 | 3 | 8 | 14 |

Kansas

Age Range 50 - 59

| Theft Type | Calendar Year | | | Sum: |
|--|---------------|------|------|------|
| | 2002 | 2003 | 2004 | |
| Credit Card Fraud | 51 | 58 | 60 | 169 |
| Phone or Utilities Fraud | 18 | 29 | 25 | 72 |
| Bank Fraud | 21 | 39 | 51 | 111 |
| Employment-Related Fraud | 4 | 9 | 8 | 21 |
| Government Documents or Benefits Fraud | 6 | 10 | 13 | 29 |
| Loan Fraud | 8 | 5 | 9 | 22 |
| Other Identity Theft | 15 | 31 | 50 | 96 |
| Attempted Identity Theft | 10 | 15 | 20 | 45 |

Age Range 60 - 69

| Theft Type | Calendar Year | | | Sum: |
|--|---------------|------|------|------|
| | 2002 | 2003 | 2004 | |
| Credit Card Fraud | 13 | 29 | 39 | 81 |
| Phone or Utilities Fraud | 8 | 4 | 9 | 21 |
| Bank Fraud | 9 | 19 | 22 | 50 |
| Employment-Related Fraud | 1 | | 2 | 3 |
| Government Documents or Benefits Fraud | | 4 | 9 | 13 |
| Loan Fraud | 3 | 2 | 6 | 11 |
| Other Identity Theft | 4 | 10 | 19 | 33 |
| Attempted Identity Theft | 7 | 8 | 8 | 23 |

Age Range 70 and Over

| Theft Type | Calendar Year | | | Sum: |
|--|---------------|------|------|------|
| | 2002 | 2003 | 2004 | |
| Credit Card Fraud | 11 | 17 | 27 | 55 |
| Phone or Utilities Fraud | 4 | 8 | 6 | 18 |
| Bank Fraud | 2 | 14 | 12 | 28 |
| Employment-Related Fraud | 1 | | 1 | 2 |
| Government Documents or Benefits Fraud | 3 | 1 | 1 | 5 |
| Loan Fraud | 1 | 1 | 1 | 3 |
| Other Identity Theft | 1 | 8 | 4 | 13 |
| Attempted Identity Theft | 3 | 4 | 7 | 14 |

Kentucky

Age Range 50 - 59

| Theft Type | Calendar Year | | | Sum: |
|--|---------------|------|------|------|
| | 2002 | 2003 | 2004 | |
| Credit Card Fraud | 55 | 72 | 70 | 197 |
| Phone or Utilities Fraud | 16 | 28 | 40 | 84 |
| Bank Fraud | 16 | 20 | 38 | 74 |
| Employment-Related Fraud | 5 | 5 | 12 | 22 |
| Government Documents or Benefits Fraud | 3 | 8 | 11 | 22 |
| Loan Fraud | 5 | 12 | 11 | 28 |
| Other Identity Theft | 22 | 27 | 43 | 92 |
| Attempted Identity Theft | 14 | 18 | 23 | 55 |

Age Range 60 - 69

| Theft Type | Calendar Year | | | Sum: |
|--|---------------|------|------|------|
| | 2002 | 2003 | 2004 | |
| Credit Card Fraud | 16 | 26 | 39 | 81 |
| Phone or Utilities Fraud | 10 | 9 | 14 | 33 |
| Bank Fraud | 7 | 9 | 20 | 36 |
| Employment-Related Fraud | 1 | 2 | 2 | 5 |
| Government Documents or Benefits Fraud | | 1 | 9 | 10 |
| Loan Fraud | 4 | 3 | 6 | 13 |
| Other Identity Theft | 6 | 12 | 19 | 37 |
| Attempted Identity Theft | 6 | 10 | 12 | 28 |

Age Range 70 and Over

| Theft Type | Calendar Year | | | Sum: |
|--|---------------|------|------|------|
| | 2002 | 2003 | 2004 | |
| Credit Card Fraud | 18 | 22 | 26 | 66 |
| Phone or Utilities Fraud | 1 | 5 | 6 | 12 |
| Bank Fraud | 8 | 10 | 10 | 28 |
| Employment-Related Fraud | | 2 | | 2 |
| Government Documents or Benefits Fraud | 3 | 3 | 2 | 8 |
| Loan Fraud | | 1 | | 1 |
| Other Identity Theft | 3 | 9 | 9 | 21 |
| Attempted Identity Theft | 4 | 7 | 7 | 18 |

Louisiana

Age Range 50 - 59

| Theft Type | Calendar Year | | | Sum: |
|--|---------------|------|------|------|
| | 2002 | 2003 | 2004 | |
| Credit Card Fraud | 76 | 81 | 120 | 277 |
| Phone or Utilities Fraud | 30 | 47 | 52 | 129 |
| Bank Fraud | 27 | 29 | 44 | 100 |
| Employment-Related Fraud | 6 | 11 | 8 | 25 |
| Government Documents or Benefits Fraud | 9 | 15 | 16 | 40 |
| Loan Fraud | 7 | 12 | 16 | 35 |
| Other Identity Theft | 20 | 34 | 50 | 104 |
| Attempted Identity Theft | 17 | 26 | 32 | 75 |

Age Range 60 - 69

| Theft Type | Calendar Year | | | Sum: |
|--|---------------|------|------|------|
| | 2002 | 2003 | 2004 | |
| Credit Card Fraud | 39 | 47 | 57 | 143 |
| Phone or Utilities Fraud | 12 | 17 | 20 | 49 |
| Bank Fraud | 13 | 20 | 23 | 56 |
| Employment-Related Fraud | 1 | 3 | 5 | 9 |
| Government Documents or Benefits Fraud | 1 | 2 | 7 | 10 |
| Loan Fraud | 2 | 4 | 7 | 13 |
| Other Identity Theft | 11 | 16 | 25 | 52 |
| Attempted Identity Theft | 14 | 11 | 12 | 37 |

Age Range 70 and Over

| Theft Type | Calendar Year | | | Sum: |
|--|---------------|------|------|------|
| | 2002 | 2003 | 2004 | |
| Credit Card Fraud | 40 | 38 | 39 | 117 |
| Phone or Utilities Fraud | 12 | 12 | 15 | 39 |
| Bank Fraud | 12 | 14 | 12 | 38 |
| Employment-Related Fraud | 1 | 4 | | 5 |
| Government Documents or Benefits Fraud | 3 | 3 | 3 | 9 |
| Loan Fraud | 7 | 10 | 7 | 24 |
| Other Identity Theft | 7 | 14 | 8 | 29 |
| Attempted Identity Theft | 7 | 13 | 14 | 34 |

Maine

Age Range 50 - 59

| Theft Type | Calendar Year | | | Sum: |
|--|---------------|------|------|------|
| | 2002 | 2003 | 2004 | |
| Credit Card Fraud | 14 | 21 | 31 | 66 |
| Phone or Utilities Fraud | 5 | 5 | 5 | 15 |
| Bank Fraud | 4 | 7 | 7 | 18 |
| Employment-Related Fraud | 1 | | 1 | 2 |
| Government Documents or Benefits Fraud | 3 | 3 | 4 | 10 |
| Loan Fraud | 4 | 2 | 6 | 12 |
| Other Identity Theft | 7 | 6 | 13 | 26 |
| Attempted Identity Theft | 3 | 10 | 6 | 19 |

Age Range 60 - 69

| Theft Type | Calendar Year | | | Sum: |
|--|---------------|------|------|------|
| | 2002 | 2003 | 2004 | |
| Credit Card Fraud | 8 | 12 | 12 | 32 |
| Phone or Utilities Fraud | 1 | 1 | 6 | 8 |
| Bank Fraud | 6 | 6 | 2 | 14 |
| Employment-Related Fraud | 1 | | 1 | 2 |
| Government Documents or Benefits Fraud | 2 | 2 | | 4 |
| Loan Fraud | 2 | 1 | 1 | 4 |
| Other Identity Theft | 5 | 4 | 2 | 11 |
| Attempted Identity Theft | 1 | 3 | 3 | 7 |

Age Range 70 and Over

| Theft Type | Calendar Year | | | Sum: |
|--|---------------|------|------|------|
| | 2002 | 2003 | 2004 | |
| Credit Card Fraud | 4 | 2 | 8 | 14 |
| Phone or Utilities Fraud | 1 | 1 | 2 | 4 |
| Bank Fraud | 2 | 2 | 1 | 5 |
| Government Documents or Benefits Fraud | | | 1 | 1 |
| Loan Fraud | | | 2 | 2 |
| Other Identity Theft | 1 | 2 | 2 | 5 |
| Attempted Identity Theft | 2 | 3 | 3 | 8 |

Maryland

Age Range 50 - 59

| Theft Type | Calendar Year | | | Sum: |
|--|---------------|------|------|------|
| | 2002 | 2003 | 2004 | |
| Credit Card Fraud | 214 | 217 | 229 | 660 |
| Phone or Utilities Fraud | 101 | 110 | 116 | 327 |
| Bank Fraud | 56 | 80 | 94 | 230 |
| Employment-Related Fraud | 8 | 9 | 27 | 44 |
| Government Documents or Benefits Fraud | 24 | 14 | 33 | 71 |
| Loan Fraud | 23 | 22 | 30 | 75 |
| Other Identity Theft | 45 | 81 | 114 | 240 |
| Attempted Identity Theft | 73 | 80 | 70 | 223 |

Age Range 60 - 69

| Theft Type | Calendar Year | | | Sum: |
|--|---------------|------|------|------|
| | 2002 | 2003 | 2004 | |
| Credit Card Fraud | 86 | 106 | 112 | 304 |
| Phone or Utilities Fraud | 32 | 49 | 55 | 136 |
| Bank Fraud | 20 | 34 | 53 | 107 |
| Employment-Related Fraud | 2 | 7 | 2 | 11 |
| Government Documents or Benefits Fraud | 9 | 10 | 16 | 35 |
| Loan Fraud | 6 | 8 | 19 | 33 |
| Other Identity Theft | 22 | 29 | 35 | 86 |
| Attempted Identity Theft | 37 | 45 | 42 | 124 |

Age Range 70 and Over

| Theft Type | Calendar Year | | | Sum: |
|--|---------------|------|------|------|
| | 2002 | 2003 | 2004 | |
| Credit Card Fraud | 77 | 88 | 77 | 242 |
| Phone or Utilities Fraud | 12 | 38 | 57 | 107 |
| Bank Fraud | 16 | 28 | 39 | 83 |
| Employment-Related Fraud | | 2 | 3 | 5 |
| Government Documents or Benefits Fraud | 7 | 1 | 8 | 16 |
| Loan Fraud | 7 | 5 | 8 | 20 |
| Other Identity Theft | 14 | 14 | 20 | 48 |
| Attempted Identity Theft | 30 | 31 | 24 | 85 |

Massachusetts

Age Range 50 - 59

| Theft Type | Calendar Year | | | Sum: |
|--|---------------|------|------|------|
| | 2002 | 2003 | 2004 | |
| Credit Card Fraud | 156 | 224 | 199 | 579 |
| Phone or Utilities Fraud | 42 | 72 | 72 | 186 |
| Bank Fraud | 42 | 51 | 67 | 160 |
| Employment-Related Fraud | 5 | 19 | 22 | 46 |
| Government Documents or Benefits Fraud | 6 | 22 | 27 | 55 |
| Loan Fraud | 19 | 17 | 32 | 68 |
| Other Identity Theft | 53 | 75 | 66 | 194 |
| Attempted Identity Theft | 52 | 68 | 51 | 171 |

Age Range 60 - 69

| Theft Type | Calendar Year | | | Sum: |
|--|---------------|------|------|------|
| | 2002 | 2003 | 2004 | |
| Credit Card Fraud | 63 | 77 | 86 | 226 |
| Phone or Utilities Fraud | 13 | 30 | 36 | 79 |
| Bank Fraud | 15 | 19 | 28 | 62 |
| Employment-Related Fraud | 1 | 3 | 4 | 8 |
| Government Documents or Benefits Fraud | 1 | 9 | 7 | 17 |
| Loan Fraud | 5 | 6 | 14 | 25 |
| Other Identity Theft | 10 | 31 | 32 | 73 |
| Attempted Identity Theft | 16 | 34 | 30 | 80 |

Age Range 70 and Over

| Theft Type | Calendar Year | | | Sum: |
|--|---------------|------|------|------|
| | 2002 | 2003 | 2004 | |
| Credit Card Fraud | 39 | 56 | 54 | 149 |
| Phone or Utilities Fraud | 7 | 11 | 16 | 34 |
| Bank Fraud | 9 | 18 | 15 | 42 |
| Employment-Related Fraud | | | 5 | 5 |
| Government Documents or Benefits Fraud | 4 | 2 | 7 | 13 |
| Loan Fraud | 2 | 3 | 6 | 11 |
| Other Identity Theft | 10 | 18 | 25 | 53 |
| Attempted Identity Theft | 12 | 21 | 20 | 53 |

Michigan

Age Range 50 - 59

| Theft Type | Calendar Year | | | Sum: |
|--|---------------|------|------|------|
| | 2002 | 2003 | 2004 | |
| Credit Card Fraud | 290 | 330 | 340 | 960 |
| Phone or Utilities Fraud | 196 | 320 | 325 | 841 |
| Bank Fraud | 56 | 134 | 132 | 322 |
| Employment-Related Fraud | 9 | 14 | 31 | 54 |
| Government Documents or Benefits Fraud | 33 | 36 | 48 | 117 |
| Loan Fraud | 39 | 49 | 49 | 137 |
| Other Identity Theft | 54 | 119 | 156 | 329 |
| Attempted Identity Theft | 92 | 137 | 152 | 381 |

Age Range 60 - 69

| Theft Type | Calendar Year | | | Sum: |
|--|---------------|------|------|------|
| | 2002 | 2003 | 2004 | |
| Credit Card Fraud | 127 | 160 | 183 | 470 |
| Phone or Utilities Fraud | 88 | 145 | 129 | 362 |
| Bank Fraud | 35 | 48 | 54 | 137 |
| Employment-Related Fraud | 1 | 3 | 12 | 16 |
| Government Documents or Benefits Fraud | 6 | 15 | 18 | 39 |
| Loan Fraud | 10 | 18 | 30 | 58 |
| Other Identity Theft | 32 | 43 | 60 | 135 |
| Attempted Identity Theft | 48 | 72 | 76 | 196 |

Age Range 70 and Over

| Theft Type | Calendar Year | | | Sum: |
|--|---------------|------|------|------|
| | 2002 | 2003 | 2004 | |
| Credit Card Fraud | 112 | 117 | 127 | 356 |
| Phone or Utilities Fraud | 53 | 87 | 98 | 238 |
| Bank Fraud | 20 | 40 | 54 | 114 |
| Employment-Related Fraud | 1 | 3 | 8 | 12 |
| Government Documents or Benefits Fraud | 7 | 7 | 9 | 23 |
| Loan Fraud | 7 | 14 | 17 | 38 |
| Other Identity Theft | 20 | 43 | 46 | 109 |
| Attempted Identity Theft | 27 | 67 | 57 | 151 |

Minnesota

Age Range 50 - 59

| Theft Type | Calendar Year | | | Sum: |
|--|---------------|------|------|------|
| | 2002 | 2003 | 2004 | |
| Credit Card Fraud | 96 | 129 | 112 | 337 |
| Phone or Utilities Fraud | 31 | 46 | 43 | 120 |
| Bank Fraud | 33 | 74 | 94 | 201 |
| Employment-Related Fraud | 5 | 10 | 16 | 31 |
| Government Documents or Benefits Fraud | 11 | 13 | 22 | 46 |
| Loan Fraud | 11 | 12 | 15 | 38 |
| Other Identity Theft | 31 | 44 | 59 | 134 |
| Attempted Identity Theft | 28 | 41 | 28 | 97 |

Age Range 60 - 69

| Theft Type | Calendar Year | | | Sum: |
|--|---------------|------|------|------|
| | 2002 | 2003 | 2004 | |
| Credit Card Fraud | 40 | 43 | 55 | 138 |
| Phone or Utilities Fraud | 13 | 17 | 25 | 55 |
| Bank Fraud | 21 | 28 | 37 | 86 |
| Employment-Related Fraud | 3 | 4 | 6 | 13 |
| Government Documents or Benefits Fraud | 3 | 2 | 2 | 7 |
| Loan Fraud | 3 | 2 | 5 | 10 |
| Other Identity Theft | 6 | 15 | 23 | 44 |
| Attempted Identity Theft | 14 | 32 | 18 | 64 |

Age Range 70 and Over

| Theft Type | Calendar Year | | | Sum: |
|--|---------------|------|------|------|
| | 2002 | 2003 | 2004 | |
| Credit Card Fraud | 35 | 50 | 34 | 119 |
| Phone or Utilities Fraud | 10 | 4 | 10 | 24 |
| Bank Fraud | 22 | 22 | 18 | 62 |
| Employment-Related Fraud | 1 | 2 | 2 | 5 |
| Government Documents or Benefits Fraud | 3 | 4 | 2 | 9 |
| Loan Fraud | | 1 | 3 | 4 |
| Other Identity Theft | 2 | 10 | 13 | 25 |
| Attempted Identity Theft | 12 | 18 | 16 | 46 |

Mississippi

Age Range 50 - 59

| Theft Type | Calendar Year | | | Sum: |
|--|---------------|------|------|------|
| | 2002 | 2003 | 2004 | |
| Credit Card Fraud | 51 | 50 | 63 | 164 |
| Phone or Utilities Fraud | 12 | 21 | 18 | 51 |
| Bank Fraud | 15 | 32 | 27 | 74 |
| Employment-Related Fraud | 2 | 6 | 8 | 16 |
| Government Documents or Benefits Fraud | 2 | 10 | 3 | 15 |
| Loan Fraud | 6 | 7 | 9 | 22 |
| Other Identity Theft | 10 | 24 | 26 | 60 |
| Attempted Identity Theft | 10 | 15 | 10 | 35 |

Age Range 60 - 69

| Theft Type | Calendar Year | | | Sum: |
|--|---------------|------|------|------|
| | 2002 | 2003 | 2004 | |
| Credit Card Fraud | 21 | 30 | 24 | 75 |
| Phone or Utilities Fraud | 9 | 7 | 8 | 24 |
| Bank Fraud | 6 | 10 | 20 | 36 |
| Employment-Related Fraud | | 3 | 2 | 5 |
| Government Documents or Benefits Fraud | 3 | 9 | 4 | 16 |
| Loan Fraud | | 3 | 5 | 8 |
| Other Identity Theft | 4 | 4 | 10 | 18 |
| Attempted Identity Theft | 7 | 9 | 12 | 28 |

Age Range 70 and Over

| Theft Type | Calendar Year | | | Sum: |
|--|---------------|------|------|------|
| | 2002 | 2003 | 2004 | |
| Credit Card Fraud | 23 | 30 | 19 | 72 |
| Phone or Utilities Fraud | 7 | 6 | 9 | 22 |
| Bank Fraud | 5 | 6 | 12 | 23 |
| Employment-Related Fraud | | 2 | 2 | 4 |
| Government Documents or Benefits Fraud | | | 2 | 2 |
| Loan Fraud | 1 | 1 | 1 | 3 |
| Other Identity Theft | 1 | 8 | 7 | 16 |
| Attempted Identity Theft | 3 | 8 | 5 | 16 |

Missouri

Age Range 50 - 59

| Theft Type | Calendar Year | | | Sum: |
|--|---------------|------|------|------|
| | 2002 | 2003 | 2004 | |
| Credit Card Fraud | 132 | 150 | 157 | 439 |
| Phone or Utilities Fraud | 56 | 81 | 98 | 235 |
| Bank Fraud | 48 | 56 | 79 | 183 |
| Employment-Related Fraud | 5 | 17 | 28 | 50 |
| Government Documents or Benefits Fraud | 5 | 17 | 17 | 39 |
| Loan Fraud | 24 | 18 | 29 | 71 |
| Other Identity Theft | 42 | 65 | 102 | 209 |
| Attempted Identity Theft | 25 | 44 | 47 | 116 |

Age Range 60 - 69

| Theft Type | Calendar Year | | | Sum: |
|--|---------------|------|------|------|
| | 2002 | 2003 | 2004 | |
| Credit Card Fraud | 76 | 67 | 88 | 231 |
| Phone or Utilities Fraud | 26 | 49 | 56 | 131 |
| Bank Fraud | 14 | 34 | 31 | 79 |
| Employment-Related Fraud | 1 | 3 | 7 | 11 |
| Government Documents or Benefits Fraud | 4 | 5 | 4 | 13 |
| Loan Fraud | 7 | 5 | 17 | 29 |
| Other Identity Theft | 13 | 23 | 39 | 75 |
| Attempted Identity Theft | 21 | 23 | 32 | 76 |

Age Range 70 and Over

| Theft Type | Calendar Year | | | Sum: |
|--|---------------|------|------|------|
| | 2002 | 2003 | 2004 | |
| Credit Card Fraud | 52 | 61 | 83 | 196 |
| Phone or Utilities Fraud | 17 | 23 | 20 | 60 |
| Bank Fraud | 17 | 11 | 27 | 55 |
| Employment-Related Fraud | | 1 | 1 | 2 |
| Government Documents or Benefits Fraud | 3 | 2 | 9 | 14 |
| Loan Fraud | 3 | 12 | 6 | 21 |
| Other Identity Theft | 6 | 12 | 26 | 44 |
| Attempted Identity Theft | 10 | 20 | 28 | 58 |

Montana

Age Range 50 - 59

| Theft Type | Calendar Year | | | Sum: |
|--|---------------|------|------|------|
| | 2002 | 2003 | 2004 | |
| Credit Card Fraud | 11 | 11 | 17 | 39 |
| Phone or Utilities Fraud | 5 | 2 | 15 | 22 |
| Bank Fraud | 7 | 8 | 10 | 25 |
| Employment-Related Fraud | | 2 | 1 | 3 |
| Government Documents or Benefits Fraud | | 1 | 3 | 4 |
| Loan Fraud | 3 | | 3 | 6 |
| Other Identity Theft | 5 | 7 | 16 | 28 |
| Attempted Identity Theft | 2 | 7 | 5 | 14 |

Age Range 60 - 69

| Theft Type | Calendar Year | | | Sum: |
|--|---------------|------|------|------|
| | 2002 | 2003 | 2004 | |
| Credit Card Fraud | 9 | 4 | 10 | 23 |
| Phone or Utilities Fraud | 3 | 1 | 3 | 7 |
| Bank Fraud | 1 | 3 | 2 | 6 |
| Employment-Related Fraud | | 1 | | 1 |
| Government Documents or Benefits Fraud | | | 1 | 1 |
| Loan Fraud | | 3 | 2 | 5 |
| Other Identity Theft | 3 | 2 | 4 | 9 |
| Attempted Identity Theft | 1 | | 3 | 4 |

Age Range 70 and Over

| Theft Type | Calendar Year | | | Sum: |
|--------------------------|---------------|------|------|------|
| | 2002 | 2003 | 2004 | |
| Credit Card Fraud | 4 | 4 | 6 | 14 |
| Phone or Utilities Fraud | | 1 | | 1 |
| Bank Fraud | 2 | 2 | 2 | 6 |
| Other Identity Theft | 1 | 1 | 2 | 4 |
| Attempted Identity Theft | 1 | 3 | 1 | 5 |

Nebraska

Age Range 50 - 59

| Theft Type | Calendar Year | | | Sum: |
|--|---------------|------|------|------|
| | 2002 | 2003 | 2004 | |
| Credit Card Fraud | 29 | 30 | 30 | 89 |
| Phone or Utilities Fraud | 7 | 9 | 15 | 31 |
| Bank Fraud | 12 | 8 | 18 | 38 |
| Employment-Related Fraud | 1 | 7 | 9 | 17 |
| Government Documents or Benefits Fraud | 1 | 3 | 9 | 13 |
| Loan Fraud | 3 | 3 | 6 | 12 |
| Other Identity Theft | 6 | 13 | 14 | 33 |
| Attempted Identity Theft | 8 | 6 | 13 | 27 |

Age Range 60 - 69

| Theft Type | Calendar Year | | | Sum: |
|--|---------------|------|------|------|
| | 2002 | 2003 | 2004 | |
| Credit Card Fraud | 11 | 21 | 15 | 47 |
| Phone or Utilities Fraud | 1 | 5 | 15 | 21 |
| Bank Fraud | 1 | 7 | 9 | 17 |
| Employment-Related Fraud | 2 | | 1 | 3 |
| Government Documents or Benefits Fraud | | 3 | 3 | 6 |
| Loan Fraud | | 1 | | 1 |
| Other Identity Theft | 2 | 6 | 11 | 19 |
| Attempted Identity Theft | 2 | 2 | 5 | 9 |

Age Range 70 and Over

| Theft Type | Calendar Year | | | Sum: |
|--|---------------|------|------|------|
| | 2002 | 2003 | 2004 | |
| Credit Card Fraud | 11 | 11 | 12 | 34 |
| Phone or Utilities Fraud | 2 | 2 | 1 | 5 |
| Bank Fraud | 1 | 4 | 7 | 12 |
| Employment-Related Fraud | | | 2 | 2 |
| Government Documents or Benefits Fraud | 2 | 1 | 1 | 4 |
| Loan Fraud | 1 | 3 | | 4 |
| Other Identity Theft | 4 | 3 | 1 | 8 |
| Attempted Identity Theft | | 1 | 2 | 3 |

Nevada

Age Range 50 - 59

| Theft Type | Calendar Year | | | Sum: |
|--|---------------|------|------|------|
| | 2002 | 2003 | 2004 | |
| Credit Card Fraud | 86 | 103 | 123 | 312 |
| Phone or Utilities Fraud | 48 | 79 | 70 | 197 |
| Bank Fraud | 36 | 79 | 89 | 204 |
| Employment-Related Fraud | 9 | 14 | 23 | 46 |
| Government Documents or Benefits Fraud | 14 | 22 | 19 | 55 |
| Loan Fraud | 12 | 17 | 22 | 51 |
| Other Identity Theft | 40 | 61 | 86 | 187 |
| Attempted Identity Theft | 20 | 31 | 36 | 87 |

Age Range 60 - 69

| Theft Type | Calendar Year | | | Sum: |
|--|---------------|------|------|------|
| | 2002 | 2003 | 2004 | |
| Credit Card Fraud | 54 | 63 | 69 | 186 |
| Phone or Utilities Fraud | 23 | 42 | 26 | 91 |
| Bank Fraud | 22 | 31 | 27 | 80 |
| Employment-Related Fraud | 3 | 7 | 5 | 15 |
| Government Documents or Benefits Fraud | 5 | 7 | 6 | 18 |
| Loan Fraud | 8 | 11 | 10 | 29 |
| Other Identity Theft | 14 | 19 | 23 | 56 |
| Attempted Identity Theft | 27 | 14 | 18 | 59 |

Age Range 70 and Over

| Theft Type | Calendar Year | | | Sum: |
|--|---------------|------|------|------|
| | 2002 | 2003 | 2004 | |
| Credit Card Fraud | 27 | 21 | 29 | 77 |
| Phone or Utilities Fraud | 12 | 18 | 24 | 54 |
| Bank Fraud | 12 | 10 | 27 | 49 |
| Employment-Related Fraud | | 1 | 1 | 2 |
| Government Documents or Benefits Fraud | 5 | 3 | | 8 |
| Loan Fraud | 2 | 3 | 4 | 9 |
| Other Identity Theft | 8 | 10 | 13 | 31 |
| Attempted Identity Theft | 14 | 12 | 16 | 42 |

New Hampshire

Age Range 50 - 59

| Theft Type | Calendar Year | | | Sum: |
|--|---------------|------|------|------|
| | 2002 | 2003 | 2004 | |
| Credit Card Fraud | 30 | 42 | 36 | 108 |
| Phone or Utilities Fraud | 9 | 8 | 12 | 29 |
| Bank Fraud | 1 | 13 | 11 | 25 |
| Employment-Related Fraud | | 2 | | 2 |
| Government Documents or Benefits Fraud | 2 | 2 | | 4 |
| Loan Fraud | 3 | 3 | 2 | 8 |
| Other Identity Theft | 10 | 12 | 17 | 39 |
| Attempted Identity Theft | 8 | 7 | 4 | 19 |

Age Range 60 - 69

| Theft Type | Calendar Year | | | Sum: |
|--|---------------|------|------|------|
| | 2002 | 2003 | 2004 | |
| Credit Card Fraud | 7 | 11 | 12 | 30 |
| Phone or Utilities Fraud | 1 | 7 | 7 | 15 |
| Bank Fraud | 1 | 1 | 4 | 6 |
| Employment-Related Fraud | | 1 | | 1 |
| Government Documents or Benefits Fraud | 1 | | 1 | 2 |
| Loan Fraud | | 2 | 4 | 6 |
| Other Identity Theft | 2 | 4 | 7 | 13 |
| Attempted Identity Theft | 2 | 6 | 1 | 9 |

Age Range 70 and Over

| Theft Type | Calendar Year | | | Sum: |
|--|---------------|------|------|------|
| | 2002 | 2003 | 2004 | |
| Credit Card Fraud | 10 | 11 | 6 | 27 |
| Phone or Utilities Fraud | 1 | 1 | 1 | 3 |
| Bank Fraud | 4 | 3 | 5 | 12 |
| Employment-Related Fraud | | 1 | 1 | 2 |
| Government Documents or Benefits Fraud | 1 | | | 1 |
| Loan Fraud | 3 | 2 | | 5 |
| Other Identity Theft | 2 | 4 | 4 | 10 |
| Attempted Identity Theft | 2 | | | 2 |

New Jersey

Age Range 50 - 59

| Theft Type | Calendar Year | | | Sum: |
|--|---------------|------|------|------|
| | 2002 | 2003 | 2004 | |
| Credit Card Fraud | 308 | 327 | 338 | 973 |
| Phone or Utilities Fraud | 98 | 126 | 109 | 333 |
| Bank Fraud | 67 | 88 | 87 | 242 |
| Employment-Related Fraud | 14 | 41 | 56 | 111 |
| Government Documents or Benefits Fraud | 19 | 38 | 40 | 97 |
| Loan Fraud | 44 | 36 | 49 | 129 |
| Other Identity Theft | 77 | 114 | 148 | 339 |
| Attempted Identity Theft | 83 | 94 | 111 | 288 |

Age Range 60 - 69

| Theft Type | Calendar Year | | | Sum: |
|--|---------------|------|------|------|
| | 2002 | 2003 | 2004 | |
| Credit Card Fraud | 125 | 171 | 181 | 477 |
| Phone or Utilities Fraud | 43 | 48 | 62 | 153 |
| Bank Fraud | 27 | 35 | 44 | 106 |
| Employment-Related Fraud | 4 | 16 | 16 | 36 |
| Government Documents or Benefits Fraud | 6 | 16 | 9 | 31 |
| Loan Fraud | 14 | 21 | 21 | 56 |
| Other Identity Theft | 27 | 48 | 60 | 135 |
| Attempted Identity Theft | 44 | 37 | 49 | 130 |

Age Range 70 and Over

| Theft Type | Calendar Year | | | Sum: |
|--|---------------|------|------|------|
| | 2002 | 2003 | 2004 | |
| Credit Card Fraud | 103 | 104 | 131 | 338 |
| Phone or Utilities Fraud | 27 | 27 | 29 | 83 |
| Bank Fraud | 20 | 24 | 34 | 78 |
| Employment-Related Fraud | | 5 | 8 | 13 |
| Government Documents or Benefits Fraud | 7 | 8 | 7 | 22 |
| Loan Fraud | 8 | 10 | 14 | 32 |
| Other Identity Theft | 22 | 20 | 47 | 89 |
| Attempted Identity Theft | 23 | 33 | 39 | 95 |

New Mexico

Age Range 50 - 59

| Theft Type | Calendar Year | | | Sum: |
|--|---------------|------|------|------|
| | 2002 | 2003 | 2004 | |
| Credit Card Fraud | 37 | 64 | 50 | 151 |
| Phone or Utilities Fraud | 10 | 23 | 25 | 58 |
| Bank Fraud | 14 | 33 | 51 | 98 |
| Employment-Related Fraud | 5 | 17 | 20 | 42 |
| Government Documents or Benefits Fraud | 6 | 17 | 12 | 35 |
| Loan Fraud | 8 | 14 | 16 | 38 |
| Other Identity Theft | 13 | 43 | 37 | 93 |
| Attempted Identity Theft | 8 | 13 | 16 | 37 |

Age Range 60 - 69

| Theft Type | Calendar Year | | | Sum: |
|--|---------------|------|------|------|
| | 2002 | 2003 | 2004 | |
| Credit Card Fraud | 25 | 14 | 32 | 71 |
| Phone or Utilities Fraud | 4 | 12 | 17 | 33 |
| Bank Fraud | 5 | 12 | 5 | 22 |
| Employment-Related Fraud | 1 | 9 | 6 | 16 |
| Government Documents or Benefits Fraud | 3 | 6 | 5 | 14 |
| Loan Fraud | 3 | 3 | 4 | 10 |
| Other Identity Theft | 3 | 11 | 9 | 23 |
| Attempted Identity Theft | 4 | 8 | 5 | 17 |

Age Range 70 and Over

| Theft Type | Calendar Year | | | Sum: |
|--|---------------|------|------|------|
| | 2002 | 2003 | 2004 | |
| Credit Card Fraud | 11 | 14 | 21 | 46 |
| Phone or Utilities Fraud | 1 | 5 | 1 | 7 |
| Bank Fraud | 4 | 3 | 16 | 23 |
| Employment-Related Fraud | | 1 | 1 | 2 |
| Government Documents or Benefits Fraud | 1 | 3 | 1 | 5 |
| Loan Fraud | 1 | 2 | 6 | 9 |
| Other Identity Theft | 3 | 9 | 13 | 25 |
| Attempted Identity Theft | 1 | 3 | 7 | 11 |

New York

Age Range 50 - 59

| Theft Type | Calendar Year | | | Sum: |
|--|---------------|------|------|-------|
| | 2002 | 2003 | 2004 | |
| Credit Card Fraud | 783 | 880 | 975 | 2,638 |
| Phone or Utilities Fraud | 316 | 417 | 491 | 1,224 |
| Bank Fraud | 120 | 236 | 290 | 646 |
| Employment-Related Fraud | 24 | 90 | 130 | 244 |
| Government Documents or Benefits Fraud | 55 | 103 | 118 | 276 |
| Loan Fraud | 90 | 120 | 112 | 322 |
| Other Identity Theft | 152 | 277 | 351 | 780 |
| Attempted Identity Theft | 231 | 275 | 241 | 747 |

Age Range 60 - 69

| Theft Type | Calendar Year | | | Sum: |
|--|---------------|------|------|-------|
| | 2002 | 2003 | 2004 | |
| Credit Card Fraud | 412 | 461 | 475 | 1,348 |
| Phone or Utilities Fraud | 117 | 173 | 200 | 490 |
| Bank Fraud | 70 | 77 | 109 | 256 |
| Employment-Related Fraud | 12 | 45 | 46 | 103 |
| Government Documents or Benefits Fraud | 32 | 38 | 47 | 117 |
| Loan Fraud | 34 | 50 | 55 | 139 |
| Other Identity Theft | 57 | 136 | 174 | 367 |
| Attempted Identity Theft | 130 | 174 | 147 | 451 |

Age Range 70 and Over

| Theft Type | Calendar Year | | | Sum: |
|--|---------------|------|------|------|
| | 2002 | 2003 | 2004 | |
| Credit Card Fraud | 273 | 311 | 319 | 903 |
| Phone or Utilities Fraud | 88 | 97 | 129 | 314 |
| Bank Fraud | 53 | 77 | 80 | 210 |
| Employment-Related Fraud | 5 | 8 | 22 | 35 |
| Government Documents or Benefits Fraud | 19 | 15 | 39 | 73 |
| Loan Fraud | 21 | 20 | 30 | 71 |
| Other Identity Theft | 49 | 65 | 96 | 210 |
| Attempted Identity Theft | 89 | 84 | 89 | 262 |

North Carolina

Age Range 50 - 59

| Theft Type | Calendar Year | | | Sum: |
|--|---------------|------|------|------|
| | 2002 | 2003 | 2004 | |
| Credit Card Fraud | 202 | 202 | 234 | 638 |
| Phone or Utilities Fraud | 77 | 116 | 109 | 302 |
| Bank Fraud | 57 | 107 | 121 | 285 |
| Employment-Related Fraud | 16 | 34 | 45 | 95 |
| Government Documents or Benefits Fraud | 17 | 29 | 42 | 88 |
| Loan Fraud | 23 | 32 | 40 | 95 |
| Other Identity Theft | 38 | 119 | 138 | 295 |
| Attempted Identity Theft | 45 | 75 | 70 | 190 |

Age Range 60 - 69

| Theft Type | Calendar Year | | | Sum: |
|--|---------------|------|------|------|
| | 2002 | 2003 | 2004 | |
| Credit Card Fraud | 82 | 129 | 107 | 318 |
| Phone or Utilities Fraud | 30 | 36 | 46 | 112 |
| Bank Fraud | 20 | 37 | 50 | 107 |
| Employment-Related Fraud | 4 | 7 | 9 | 20 |
| Government Documents or Benefits Fraud | 10 | 15 | 11 | 36 |
| Loan Fraud | 8 | 18 | 25 | 51 |
| Other Identity Theft | 14 | 49 | 49 | 112 |
| Attempted Identity Theft | 24 | 39 | 21 | 84 |

Age Range 70 and Over

| Theft Type | Calendar Year | | | Sum: |
|--|---------------|------|------|------|
| | 2002 | 2003 | 2004 | |
| Credit Card Fraud | 56 | 96 | 76 | 228 |
| Phone or Utilities Fraud | 16 | 31 | 23 | 70 |
| Bank Fraud | 16 | 19 | 44 | 79 |
| Employment-Related Fraud | 2 | 6 | 3 | 11 |
| Government Documents or Benefits Fraud | 6 | 9 | 11 | 26 |
| Loan Fraud | 6 | 14 | 10 | 30 |
| Other Identity Theft | 15 | 36 | 27 | 78 |
| Attempted Identity Theft | 16 | 23 | 19 | 58 |

North Dakota

Age Range 50 - 59

| Theft Type | Calendar Year | | | Sum: |
|--|---------------|------|------|------|
| | 2002 | 2003 | 2004 | |
| Credit Card Fraud | 4 | 1 | 7 | 12 |
| Phone or Utilities Fraud | 1 | 2 | 1 | 4 |
| Bank Fraud | 1 | 3 | 3 | 7 |
| Employment-Related Fraud | 1 | | 3 | 4 |
| Government Documents or Benefits Fraud | 2 | 1 | | 3 |
| Other Identity Theft | 1 | 3 | 4 | 8 |
| Attempted Identity Theft | 1 | 1 | 2 | 4 |

Age Range 60 - 69

| Theft Type | Calendar Year | | | Sum: |
|--|---------------|------|------|------|
| | 2002 | 2003 | 2004 | |
| Credit Card Fraud | 1 | 1 | 7 | 9 |
| Phone or Utilities Fraud | | 1 | | 1 |
| Bank Fraud | | 1 | 1 | 2 |
| Employment-Related Fraud | 1 | | 1 | 2 |
| Government Documents or Benefits Fraud | 1 | | 1 | 2 |
| Loan Fraud | | 1 | 2 | 3 |
| Other Identity Theft | | 1 | 1 | 2 |
| Attempted Identity Theft | | 1 | | 1 |

Age Range 70 and Over

| Theft Type | Calendar Year | | | Sum: |
|--|---------------|------|------|------|
| | 2002 | 2003 | 2004 | |
| Credit Card Fraud | 1 | | 1 | 2 |
| Phone or Utilities Fraud | | 1 | 1 | 2 |
| Employment-Related Fraud | | | 1 | 1 |
| Government Documents or Benefits Fraud | | 1 | | 1 |
| Other Identity Theft | | | 2 | 2 |
| Attempted Identity Theft | | 1 | 2 | 3 |

Ohio

Age Range 50 - 59

| Theft Type | Calendar Year | | | Sum: |
|--|---------------|------|------|------|
| | 2002 | 2003 | 2004 | |
| Credit Card Fraud | 229 | 275 | 290 | 794 |
| Phone or Utilities Fraud | 99 | 144 | 184 | 427 |
| Bank Fraud | 62 | 98 | 140 | 300 |
| Employment-Related Fraud | 10 | 16 | 36 | 62 |
| Government Documents or Benefits Fraud | 28 | 30 | 28 | 86 |
| Loan Fraud | 37 | 27 | 43 | 107 |
| Other Identity Theft | 53 | 116 | 165 | 334 |
| Attempted Identity Theft | 69 | 86 | 75 | 230 |

Age Range 60 - 69

| Theft Type | Calendar Year | | | Sum: |
|--|---------------|------|------|------|
| | 2002 | 2003 | 2004 | |
| Credit Card Fraud | 102 | 149 | 147 | 398 |
| Phone or Utilities Fraud | 35 | 82 | 100 | 217 |
| Bank Fraud | 24 | 39 | 45 | 108 |
| Employment-Related Fraud | 4 | 4 | 9 | 17 |
| Government Documents or Benefits Fraud | 12 | 9 | 10 | 31 |
| Loan Fraud | 10 | 16 | 15 | 41 |
| Other Identity Theft | 20 | 58 | 55 | 133 |
| Attempted Identity Theft | 35 | 50 | 40 | 125 |

Age Range 70 and Over

| Theft Type | Calendar Year | | | Sum: |
|--|---------------|------|------|------|
| | 2002 | 2003 | 2004 | |
| Credit Card Fraud | 82 | 79 | 102 | 263 |
| Phone or Utilities Fraud | 15 | 33 | 55 | 103 |
| Bank Fraud | 24 | 29 | 40 | 93 |
| Employment-Related Fraud | 1 | 4 | 3 | 8 |
| Government Documents or Benefits Fraud | 5 | 4 | 12 | 21 |
| Loan Fraud | 11 | 6 | 18 | 35 |
| Other Identity Theft | 23 | 21 | 52 | 96 |
| Attempted Identity Theft | 37 | 35 | 31 | 103 |

Oklahoma

Age Range 50 - 59

| Theft Type | Calendar Year | | | Sum: |
|--|---------------|------|------|------|
| | 2002 | 2003 | 2004 | |
| Credit Card Fraud | 57 | 72 | 108 | 237 |
| Phone or Utilities Fraud | 22 | 38 | 40 | 100 |
| Bank Fraud | 16 | 51 | 55 | 122 |
| Employment-Related Fraud | 3 | 5 | 14 | 22 |
| Government Documents or Benefits Fraud | 4 | 15 | 7 | 26 |
| Loan Fraud | 6 | 11 | 12 | 29 |
| Other Identity Theft | 18 | 28 | 42 | 88 |
| Attempted Identity Theft | 14 | 15 | 17 | 46 |

Age Range 60 - 69

| Theft Type | Calendar Year | | | Sum: |
|--|---------------|------|------|------|
| | 2002 | 2003 | 2004 | |
| Credit Card Fraud | 35 | 47 | 37 | 119 |
| Phone or Utilities Fraud | 12 | 15 | 17 | 44 |
| Bank Fraud | 9 | 19 | 34 | 62 |
| Employment-Related Fraud | 2 | 3 | | 5 |
| Government Documents or Benefits Fraud | 2 | 3 | 4 | 9 |
| Loan Fraud | 6 | 6 | 9 | 21 |
| Other Identity Theft | 7 | 19 | 21 | 47 |
| Attempted Identity Theft | 10 | 12 | 8 | 30 |

Age Range 70 and Over

| Theft Type | Calendar Year | | | Sum: |
|--|---------------|------|------|------|
| | 2002 | 2003 | 2004 | |
| Credit Card Fraud | 26 | 32 | 26 | 84 |
| Phone or Utilities Fraud | 3 | 8 | 10 | 21 |
| Bank Fraud | 6 | 9 | 15 | 30 |
| Employment-Related Fraud | | 1 | 2 | 3 |
| Government Documents or Benefits Fraud | 3 | 1 | 5 | 9 |
| Loan Fraud | 2 | 6 | 3 | 11 |
| Other Identity Theft | 3 | 10 | 12 | 25 |
| Attempted Identity Theft | 9 | 5 | 6 | 20 |

Oregon

Age Range 50 - 59

| Theft Type | Calendar Year | | | Sum: |
|--|---------------|------|------|------|
| | 2002 | 2003 | 2004 | |
| Credit Card Fraud | 112 | 168 | 138 | 418 |
| Phone or Utilities Fraud | 52 | 61 | 72 | 185 |
| Bank Fraud | 63 | 101 | 112 | 276 |
| Employment-Related Fraud | 5 | 14 | 22 | 41 |
| Government Documents or Benefits Fraud | 14 | 16 | 25 | 55 |
| Loan Fraud | 17 | 14 | 22 | 53 |
| Other Identity Theft | 31 | 51 | 97 | 179 |
| Attempted Identity Theft | 35 | 47 | 42 | 124 |

Age Range 60 - 69

| Theft Type | Calendar Year | | | Sum: |
|--|---------------|------|------|------|
| | 2002 | 2003 | 2004 | |
| Credit Card Fraud | 49 | 64 | 63 | 176 |
| Phone or Utilities Fraud | 22 | 24 | 33 | 79 |
| Bank Fraud | 27 | 48 | 48 | 123 |
| Employment-Related Fraud | 2 | 4 | 3 | 9 |
| Government Documents or Benefits Fraud | 7 | 4 | 7 | 18 |
| Loan Fraud | 2 | 7 | 12 | 21 |
| Other Identity Theft | 8 | 22 | 39 | 69 |
| Attempted Identity Theft | 15 | 24 | 20 | 59 |

Age Range 70 and Over

| Theft Type | Calendar Year | | | Sum: |
|--|---------------|------|------|------|
| | 2002 | 2003 | 2004 | |
| Credit Card Fraud | 33 | 46 | 37 | 116 |
| Phone or Utilities Fraud | 5 | 10 | 11 | 26 |
| Bank Fraud | 20 | 18 | 22 | 60 |
| Employment-Related Fraud | | 3 | 5 | 8 |
| Government Documents or Benefits Fraud | 2 | 2 | 4 | 8 |
| Loan Fraud | 1 | 7 | 6 | 14 |
| Other Identity Theft | 4 | 12 | 13 | 29 |
| Attempted Identity Theft | 14 | 18 | 15 | 47 |

Pennsylvania

Age Range 50 - 59

| Theft Type | Calendar Year | | | Sum: |
|--|---------------|------|------|-------|
| | 2002 | 2003 | 2004 | |
| Credit Card Fraud | 310 | 337 | 402 | 1,049 |
| Phone or Utilities Fraud | 126 | 155 | 155 | 436 |
| Bank Fraud | 70 | 114 | 142 | 326 |
| Employment-Related Fraud | 16 | 20 | 34 | 70 |
| Government Documents or Benefits Fraud | 35 | 35 | 57 | 127 |
| Loan Fraud | 53 | 48 | 64 | 165 |
| Other Identity Theft | 74 | 126 | 209 | 409 |
| Attempted Identity Theft | 96 | 111 | 105 | 312 |

Age Range 60 - 69

| Theft Type | Calendar Year | | | Sum: |
|--|---------------|------|------|------|
| | 2002 | 2003 | 2004 | |
| Credit Card Fraud | 132 | 186 | 158 | 476 |
| Phone or Utilities Fraud | 54 | 54 | 54 | 162 |
| Bank Fraud | 22 | 49 | 57 | 128 |
| Employment-Related Fraud | 5 | 5 | 6 | 16 |
| Government Documents or Benefits Fraud | 12 | 9 | 9 | 30 |
| Loan Fraud | 18 | 22 | 21 | 61 |
| Other Identity Theft | 31 | 55 | 67 | 153 |
| Attempted Identity Theft | 52 | 62 | 54 | 168 |

Age Range 70 and Over

| Theft Type | Calendar Year | | | Sum: |
|--|---------------|------|------|------|
| | 2002 | 2003 | 2004 | |
| Credit Card Fraud | 116 | 129 | 151 | 396 |
| Phone or Utilities Fraud | 29 | 36 | 56 | 121 |
| Bank Fraud | 27 | 40 | 49 | 116 |
| Employment-Related Fraud | 5 | 4 | 9 | 18 |
| Government Documents or Benefits Fraud | 11 | 6 | 19 | 36 |
| Loan Fraud | 15 | 19 | 14 | 48 |
| Other Identity Theft | 23 | 38 | 66 | 127 |
| Attempted Identity Theft | 40 | 31 | 39 | 110 |

Puerto Rico

Age Range 50 - 59

| Theft Type | Calendar Year | | | Sum: |
|--|---------------|------|------|------|
| | 2002 | 2003 | 2004 | |
| Credit Card Fraud | 15 | 29 | 33 | 77 |
| Phone or Utilities Fraud | 8 | 8 | 21 | 37 |
| Bank Fraud | 1 | 7 | 4 | 12 |
| Employment-Related Fraud | 5 | 18 | 25 | 48 |
| Government Documents or Benefits Fraud | 1 | 9 | 8 | 18 |
| Loan Fraud | 4 | 15 | 11 | 30 |
| Other Identity Theft | 5 | 16 | 33 | 54 |
| Attempted Identity Theft | 3 | 2 | 1 | 6 |

Age Range 60 - 69

| Theft Type | Calendar Year | | | Sum: |
|--|---------------|------|------|------|
| | 2002 | 2003 | 2004 | |
| Credit Card Fraud | 4 | 18 | 15 | 37 |
| Phone or Utilities Fraud | 5 | 5 | 13 | 23 |
| Bank Fraud | 2 | 1 | | 3 |
| Employment-Related Fraud | 1 | 4 | 10 | 15 |
| Government Documents or Benefits Fraud | 1 | 1 | 6 | 8 |
| Loan Fraud | 3 | 4 | 6 | 13 |
| Other Identity Theft | 3 | 6 | 13 | 22 |
| Attempted Identity Theft | | | 1 | 1 |

Age Range 70 and Over

| Theft Type | Calendar Year | | | Sum: |
|--------------------------|---------------|------|------|------|
| | 2002 | 2003 | 2004 | |
| Credit Card Fraud | 4 | 11 | 8 | 23 |
| Phone or Utilities Fraud | 2 | 4 | 4 | 10 |
| Bank Fraud | 1 | 2 | 1 | 4 |
| Employment-Related Fraud | | 3 | 2 | 5 |
| Loan Fraud | | 3 | 1 | 4 |
| Other Identity Theft | 2 | 4 | 5 | 11 |
| Attempted Identity Theft | | | 2 | 2 |

Rhode Island

Age Range 50 - 59

| Theft Type | Calendar Year | | | Sum: |
|--|---------------|------|------|------|
| | 2002 | 2003 | 2004 | |
| Credit Card Fraud | 17 | 36 | 24 | 77 |
| Phone or Utilities Fraud | 8 | 12 | 13 | 33 |
| Bank Fraud | 6 | 9 | 5 | 20 |
| Employment-Related Fraud | 2 | 2 | 2 | 6 |
| Government Documents or Benefits Fraud | 1 | 1 | 1 | 3 |
| Loan Fraud | 6 | 3 | 6 | 15 |
| Other Identity Theft | 3 | 10 | 9 | 22 |
| Attempted Identity Theft | 7 | 11 | 7 | 25 |

Age Range 60 - 69

| Theft Type | Calendar Year | | | Sum: |
|--|---------------|------|------|------|
| | 2002 | 2003 | 2004 | |
| Credit Card Fraud | 12 | 22 | 11 | 45 |
| Phone or Utilities Fraud | 4 | 7 | 2 | 13 |
| Bank Fraud | 2 | | 3 | 5 |
| Employment-Related Fraud | | 1 | 1 | 2 |
| Government Documents or Benefits Fraud | 1 | 1 | | 2 |
| Loan Fraud | | 1 | | 1 |
| Other Identity Theft | 1 | 4 | 8 | 13 |
| Attempted Identity Theft | 2 | 3 | 4 | 9 |

Age Range 70 and Over

| Theft Type | Calendar Year | | | Sum: |
|--------------------------|---------------|------|------|------|
| | 2002 | 2003 | 2004 | |
| Credit Card Fraud | 3 | 5 | 8 | 16 |
| Phone or Utilities Fraud | | 2 | | 2 |
| Bank Fraud | | 2 | 2 | 4 |
| Employment-Related Fraud | 1 | 1 | 1 | 3 |
| Loan Fraud | 1 | 3 | 1 | 5 |
| Other Identity Theft | 1 | 2 | 5 | 8 |
| Attempted Identity Theft | 4 | | 1 | 5 |

South Carolina

Age Range 50 - 59

| Theft Type | Calendar Year | | | Sum: |
|--|---------------|------|------|------|
| | 2002 | 2003 | 2004 | |
| Credit Card Fraud | 53 | 73 | 86 | 212 |
| Phone or Utilities Fraud | 28 | 39 | 55 | 122 |
| Bank Fraud | 21 | 32 | 54 | 107 |
| Employment-Related Fraud | 5 | 11 | 13 | 29 |
| Government Documents or Benefits Fraud | 7 | 10 | 11 | 28 |
| Loan Fraud | 9 | 14 | 19 | 42 |
| Other Identity Theft | 17 | 38 | 68 | 123 |
| Attempted Identity Theft | 11 | 22 | 30 | 63 |

Age Range 60 - 69

| Theft Type | Calendar Year | | | Sum: |
|--|---------------|------|------|------|
| | 2002 | 2003 | 2004 | |
| Credit Card Fraud | 36 | 54 | 54 | 144 |
| Phone or Utilities Fraud | 12 | 27 | 38 | 77 |
| Bank Fraud | 12 | 14 | 22 | 48 |
| Employment-Related Fraud | 4 | 8 | 3 | 15 |
| Government Documents or Benefits Fraud | 1 | 4 | 6 | 11 |
| Loan Fraud | 3 | 7 | 15 | 25 |
| Other Identity Theft | 11 | 30 | 22 | 63 |
| Attempted Identity Theft | 13 | 21 | 17 | 51 |

Age Range 70 and Over

| Theft Type | Calendar Year | | | Sum: |
|--|---------------|------|------|------|
| | 2002 | 2003 | 2004 | |
| Credit Card Fraud | 28 | 24 | 31 | 83 |
| Phone or Utilities Fraud | 6 | 8 | 11 | 25 |
| Bank Fraud | 6 | 15 | 13 | 34 |
| Employment-Related Fraud | | 4 | 1 | 5 |
| Government Documents or Benefits Fraud | 2 | 4 | 1 | 7 |
| Loan Fraud | | 3 | 2 | 5 |
| Other Identity Theft | 5 | 8 | 11 | 24 |
| Attempted Identity Theft | 6 | 18 | 8 | 32 |

South Dakota

Age Range 50 - 59

| Theft Type | Calendar Year | | | Sum: |
|--|---------------|------|------|------|
| | 2002 | 2003 | 2004 | |
| Credit Card Fraud | 2 | 4 | 10 | 16 |
| Phone or Utilities Fraud | 1 | 2 | 2 | 5 |
| Bank Fraud | | 2 | 6 | 8 |
| Employment-Related Fraud | | 1 | 1 | 2 |
| Government Documents or Benefits Fraud | | | 3 | 3 |
| Loan Fraud | | | 1 | 1 |
| Other Identity Theft | 3 | 5 | 5 | 13 |
| Attempted Identity Theft | 1 | 1 | 2 | 4 |

Age Range 60 - 69

| Theft Type | Calendar Year | | | Sum: |
|--|---------------|------|------|------|
| | 2002 | 2003 | 2004 | |
| Credit Card Fraud | 2 | 6 | 4 | 12 |
| Phone or Utilities Fraud | | 2 | 1 | 3 |
| Bank Fraud | 1 | 1 | 4 | 6 |
| Employment-Related Fraud | | | 2 | 2 |
| Government Documents or Benefits Fraud | | | 1 | 1 |
| Loan Fraud | | | 2 | 2 |
| Other Identity Theft | 2 | 1 | 2 | 5 |
| Attempted Identity Theft | | 1 | 1 | 2 |

Age Range 70 and Over

| Theft Type | Calendar Year | | | Sum: |
|--------------------------|---------------|------|------|------|
| | 2002 | 2003 | 2004 | |
| Credit Card Fraud | 2 | 3 | 4 | 9 |
| Phone or Utilities Fraud | 1 | 1 | | 2 |
| Employment-Related Fraud | | 1 | | 1 |
| Other Identity Theft | | 3 | 4 | 7 |
| Attempted Identity Theft | 1 | | 3 | 4 |

Tennessee

Age Range 50 - 59

| Theft Type | Calendar Year | | | Sum: |
|--|---------------|------|------|------|
| | 2002 | 2003 | 2004 | |
| Credit Card Fraud | 121 | 172 | 149 | 442 |
| Phone or Utilities Fraud | 31 | 58 | 60 | 149 |
| Bank Fraud | 46 | 74 | 98 | 218 |
| Employment-Related Fraud | 4 | 10 | 20 | 34 |
| Government Documents or Benefits Fraud | 13 | 17 | 19 | 49 |
| Loan Fraud | 19 | 16 | 17 | 52 |
| Other Identity Theft | 32 | 53 | 79 | 164 |
| Attempted Identity Theft | 29 | 36 | 38 | 103 |

Age Range 60 - 69

| Theft Type | Calendar Year | | | Sum: |
|--|---------------|------|------|------|
| | 2002 | 2003 | 2004 | |
| Credit Card Fraud | 60 | 72 | 77 | 209 |
| Phone or Utilities Fraud | 18 | 16 | 25 | 59 |
| Bank Fraud | 25 | 27 | 32 | 84 |
| Employment-Related Fraud | 2 | 7 | 9 | 18 |
| Government Documents or Benefits Fraud | 3 | 10 | 7 | 20 |
| Loan Fraud | 7 | 11 | 8 | 26 |
| Other Identity Theft | 14 | 24 | 30 | 68 |
| Attempted Identity Theft | 15 | 17 | 25 | 57 |

Age Range 70 and Over

| Theft Type | Calendar Year | | | Sum: |
|--|---------------|------|------|------|
| | 2002 | 2003 | 2004 | |
| Credit Card Fraud | 46 | 46 | 68 | 160 |
| Phone or Utilities Fraud | 5 | 16 | 14 | 35 |
| Bank Fraud | 22 | 22 | 24 | 68 |
| Employment-Related Fraud | 1 | | 3 | 4 |
| Government Documents or Benefits Fraud | 5 | 2 | 10 | 17 |
| Loan Fraud | 4 | 6 | 6 | 16 |
| Other Identity Theft | 4 | 14 | 22 | 40 |
| Attempted Identity Theft | 10 | 21 | 13 | 44 |

Texas

Age Range 50 - 59

| Theft Type | Calendar Year | | | Sum: |
|--|---------------|------|------|-------|
| | 2002 | 2003 | 2004 | |
| Credit Card Fraud | 619 | 731 | 787 | 2,137 |
| Phone or Utilities Fraud | 183 | 282 | 389 | 854 |
| Bank Fraud | 323 | 455 | 620 | 1,398 |
| Employment-Related Fraud | 80 | 219 | 320 | 619 |
| Government Documents or Benefits Fraud | 81 | 131 | 149 | 361 |
| Loan Fraud | 79 | 82 | 142 | 303 |
| Other Identity Theft | 128 | 287 | 416 | 831 |
| Attempted Identity Theft | 180 | 226 | 187 | 593 |

Age Range 60 - 69

| Theft Type | Calendar Year | | | Sum: |
|--|---------------|------|------|-------|
| | 2002 | 2003 | 2004 | |
| Credit Card Fraud | 268 | 338 | 415 | 1,021 |
| Phone or Utilities Fraud | 72 | 122 | 192 | 386 |
| Bank Fraud | 101 | 182 | 276 | 559 |
| Employment-Related Fraud | 13 | 62 | 78 | 153 |
| Government Documents or Benefits Fraud | 28 | 51 | 59 | 138 |
| Loan Fraud | 43 | 40 | 49 | 132 |
| Other Identity Theft | 58 | 123 | 176 | 357 |
| Attempted Identity Theft | 75 | 93 | 100 | 268 |

Age Range 70 and Over

| Theft Type | Calendar Year | | | Sum: |
|--|---------------|------|------|------|
| | 2002 | 2003 | 2004 | |
| Credit Card Fraud | 206 | 277 | 289 | 772 |
| Phone or Utilities Fraud | 54 | 91 | 128 | 273 |
| Bank Fraud | 89 | 132 | 163 | 384 |
| Employment-Related Fraud | 10 | 17 | 21 | 48 |
| Government Documents or Benefits Fraud | 20 | 29 | 31 | 80 |
| Loan Fraud | 20 | 29 | 39 | 88 |
| Other Identity Theft | 21 | 88 | 121 | 230 |
| Attempted Identity Theft | 52 | 76 | 71 | 199 |

Utah

Age Range 50 - 59

| Theft Type | Calendar Year | | | Sum: |
|--|---------------|------|------|------|
| | 2002 | 2003 | 2004 | |
| Credit Card Fraud | 36 | 39 | 62 | 137 |
| Phone or Utilities Fraud | 17 | 21 | 31 | 69 |
| Bank Fraud | 19 | 35 | 49 | 103 |
| Employment-Related Fraud | 2 | 6 | 11 | 19 |
| Government Documents or Benefits Fraud | 3 | 4 | 9 | 16 |
| Loan Fraud | 8 | 6 | 14 | 28 |
| Other Identity Theft | 11 | 17 | 32 | 60 |
| Attempted Identity Theft | 10 | 9 | 22 | 41 |

Age Range 60 - 69

| Theft Type | Calendar Year | | | Sum: |
|--|---------------|------|------|------|
| | 2002 | 2003 | 2004 | |
| Credit Card Fraud | 13 | 22 | 30 | 65 |
| Phone or Utilities Fraud | 5 | 11 | 13 | 29 |
| Bank Fraud | 10 | 19 | 26 | 55 |
| Employment-Related Fraud | 3 | 4 | 7 | 14 |
| Government Documents or Benefits Fraud | 3 | 2 | 5 | 10 |
| Loan Fraud | 1 | 3 | 4 | 8 |
| Other Identity Theft | 6 | 6 | 11 | 23 |
| Attempted Identity Theft | 11 | 12 | 9 | 32 |

Age Range 70 and Over

| Theft Type | Calendar Year | | | Sum: |
|--|---------------|------|------|------|
| | 2002 | 2003 | 2004 | |
| Credit Card Fraud | 7 | 16 | 19 | 42 |
| Phone or Utilities Fraud | 2 | 8 | 4 | 14 |
| Bank Fraud | 9 | 10 | 11 | 30 |
| Employment-Related Fraud | 1 | 2 | 2 | 5 |
| Government Documents or Benefits Fraud | | 2 | | 2 |
| Loan Fraud | 1 | 1 | 3 | 5 |
| Other Identity Theft | 1 | 6 | 12 | 19 |
| Attempted Identity Theft | 1 | | 5 | 6 |

Vermont

Age Range 50 - 59

| Theft Type | Calendar Year | | | Sum: |
|--|---------------|------|------|------|
| | 2002 | 2003 | 2004 | |
| Credit Card Fraud | 9 | 9 | 13 | 31 |
| Phone or Utilities Fraud | 3 | 1 | 3 | 7 |
| Bank Fraud | 2 | 4 | 9 | 15 |
| Employment-Related Fraud | | 1 | 2 | 3 |
| Government Documents or Benefits Fraud | | | 2 | 2 |
| Loan Fraud | | | 2 | 2 |
| Other Identity Theft | 1 | 4 | 7 | 12 |
| Attempted Identity Theft | 3 | 2 | 4 | 9 |

Age Range 60 - 69

| Theft Type | Calendar Year | | | Sum: |
|--------------------------|---------------|------|------|------|
| | 2002 | 2003 | 2004 | |
| Credit Card Fraud | 7 | 6 | 8 | 21 |
| Phone or Utilities Fraud | | 1 | 1 | 2 |
| Bank Fraud | | 1 | 1 | 2 |
| Loan Fraud | 1 | | 1 | 2 |
| Other Identity Theft | 1 | 1 | 3 | 5 |

Age Range 70 and Over

| Theft Type | Calendar Year | | | Sum: |
|--------------------------|---------------|------|------|------|
| | 2002 | 2003 | 2004 | |
| Credit Card Fraud | 1 | 2 | 3 | 6 |
| Phone or Utilities Fraud | | 1 | 4 | 5 |
| Loan Fraud | | | 1 | 1 |
| Other Identity Theft | | 1 | 1 | 2 |
| Attempted Identity Theft | | 2 | | 2 |

Virginia

Age Range 50 - 59

| Theft Type | Calendar Year | | | Sum: |
|--|---------------|------|------|------|
| | 2002 | 2003 | 2004 | |
| Credit Card Fraud | 195 | 229 | 243 | 667 |
| Phone or Utilities Fraud | 66 | 95 | 116 | 277 |
| Bank Fraud | 47 | 92 | 98 | 237 |
| Employment-Related Fraud | 8 | 20 | 21 | 49 |
| Government Documents or Benefits Fraud | 26 | 23 | 28 | 77 |
| Loan Fraud | 14 | 22 | 35 | 71 |
| Other Identity Theft | 45 | 76 | 109 | 230 |
| Attempted Identity Theft | 61 | 72 | 85 | 218 |

Age Range 60 - 69

| Theft Type | Calendar Year | | | Sum: |
|--|---------------|------|------|------|
| | 2002 | 2003 | 2004 | |
| Credit Card Fraud | 64 | 96 | 95 | 255 |
| Phone or Utilities Fraud | 21 | 33 | 49 | 103 |
| Bank Fraud | 28 | 28 | 41 | 97 |
| Employment-Related Fraud | 3 | 7 | 5 | 15 |
| Government Documents or Benefits Fraud | 11 | 6 | 11 | 28 |
| Loan Fraud | 7 | 15 | 10 | 32 |
| Other Identity Theft | 15 | 40 | 40 | 95 |
| Attempted Identity Theft | 36 | 38 | 29 | 103 |

Age Range 70 and Over

| Theft Type | Calendar Year | | | Sum: |
|--|---------------|------|------|------|
| | 2002 | 2003 | 2004 | |
| Credit Card Fraud | 56 | 67 | 60 | 183 |
| Phone or Utilities Fraud | 5 | 16 | 18 | 39 |
| Bank Fraud | 13 | 33 | 27 | 73 |
| Employment-Related Fraud | 1 | | 3 | 4 |
| Government Documents or Benefits Fraud | 7 | 4 | 4 | 15 |
| Loan Fraud | 5 | 3 | 8 | 16 |
| Other Identity Theft | 12 | 16 | 18 | 46 |
| Attempted Identity Theft | 20 | 25 | 17 | 62 |

Virgin Islands

Age Range 50 - 59

| Theft Type | Calendar Year | | | Sum: |
|--|---------------|------|------|------|
| | 2002 | 2003 | 2004 | |
| Credit Card Fraud | 2 | 3 | 2 | 7 |
| Phone or Utilities Fraud | 1 | | 8 | 9 |
| Bank Fraud | | | 3 | 3 |
| Government Documents or Benefits Fraud | | | 2 | 2 |
| Loan Fraud | | | 2 | 2 |
| Other Identity Theft | 1 | 2 | 4 | 7 |
| Attempted Identity Theft | 1 | 1 | 1 | 3 |

Age Range 60 - 69

| Theft Type | Calendar Year | | | Sum: |
|--------------------------|---------------|------|------|------|
| | 2002 | 2003 | 2004 | |
| Credit Card Fraud | | 1 | 3 | 4 |
| Phone or Utilities Fraud | | | 2 | 2 |
| Bank Fraud | | | 1 | 1 |
| Other Identity Theft | 1 | | 1 | 2 |

Age Range 70 and Over

| Theft Type | Calendar Year | | Sum: |
|--------------------------|---------------|------|------|
| | 2003 | 2004 | |
| Credit Card Fraud | | 2 | 2 |
| Phone or Utilities Fraud | | 3 | 3 |
| Bank Fraud | 1 | 2 | 3 |
| Loan Fraud | | 1 | 1 |
| Other Identity Theft | | 1 | 1 |

Washington

Age Range 50 - 59

| Theft Type | Calendar Year | | | Sum: |
|--|---------------|------|------|------|
| | 2002 | 2003 | 2004 | |
| Credit Card Fraud | 221 | 230 | 306 | 757 |
| Phone or Utilities Fraud | 79 | 121 | 111 | 311 |
| Bank Fraud | 102 | 160 | 199 | 461 |
| Employment-Related Fraud | 11 | 29 | 27 | 67 |
| Government Documents or Benefits Fraud | 27 | 31 | 37 | 95 |
| Loan Fraud | 21 | 34 | 31 | 86 |
| Other Identity Theft | 68 | 88 | 139 | 295 |
| Attempted Identity Theft | 67 | 78 | 79 | 224 |

Age Range 60 - 69

| Theft Type | Calendar Year | | | Sum: |
|--|---------------|------|------|------|
| | 2002 | 2003 | 2004 | |
| Credit Card Fraud | 88 | 106 | 123 | 317 |
| Phone or Utilities Fraud | 38 | 43 | 66 | 147 |
| Bank Fraud | 50 | 54 | 70 | 174 |
| Employment-Related Fraud | 6 | 7 | 11 | 24 |
| Government Documents or Benefits Fraud | 9 | 15 | 17 | 41 |
| Loan Fraud | 9 | 8 | 14 | 31 |
| Other Identity Theft | 27 | 46 | 53 | 126 |
| Attempted Identity Theft | 30 | 34 | 51 | 115 |

Age Range 70 and Over

| Theft Type | Calendar Year | | | Sum: |
|--|---------------|------|------|------|
| | 2002 | 2003 | 2004 | |
| Credit Card Fraud | 63 | 60 | 68 | 191 |
| Phone or Utilities Fraud | 11 | 9 | 20 | 40 |
| Bank Fraud | 27 | 38 | 44 | 109 |
| Employment-Related Fraud | | 3 | 4 | 7 |
| Government Documents or Benefits Fraud | 6 | 1 | 5 | 12 |
| Loan Fraud | 7 | 6 | 5 | 18 |
| Other Identity Theft | 10 | 33 | 27 | 70 |
| Attempted Identity Theft | 18 | 23 | 18 | 59 |

West Virginia

Age Range 50 - 59

| Theft Type | Calendar Year | | | Sum: |
|--|---------------|------|------|------|
| | 2002 | 2003 | 2004 | |
| Credit Card Fraud | 16 | 24 | 28 | 68 |
| Phone or Utilities Fraud | 13 | 9 | 15 | 37 |
| Bank Fraud | 3 | 13 | 21 | 37 |
| Employment-Related Fraud | | 3 | 7 | 10 |
| Government Documents or Benefits Fraud | | 3 | 1 | 4 |
| Loan Fraud | 5 | 10 | 5 | 20 |
| Other Identity Theft | 3 | 10 | 15 | 28 |
| Attempted Identity Theft | 6 | 5 | 11 | 22 |

Age Range 60 - 69

| Theft Type | Calendar Year | | | Sum: |
|--------------------------|---------------|------|------|------|
| | 2002 | 2003 | 2004 | |
| Credit Card Fraud | 10 | 12 | 14 | 36 |
| Phone or Utilities Fraud | 2 | 7 | 4 | 13 |
| Bank Fraud | 4 | 1 | 4 | 9 |
| Employment-Related Fraud | | | 1 | 1 |
| Loan Fraud | | 2 | 3 | 5 |
| Other Identity Theft | 6 | 3 | 11 | 20 |
| Attempted Identity Theft | 1 | 3 | 4 | 8 |

Age Range 70 and Over

| Theft Type | Calendar Year | | | Sum: |
|--|---------------|------|------|------|
| | 2002 | 2003 | 2004 | |
| Credit Card Fraud | 9 | 4 | 8 | 21 |
| Phone or Utilities Fraud | 4 | 3 | 6 | 13 |
| Bank Fraud | 2 | 1 | | 3 |
| Employment-Related Fraud | 1 | | | 1 |
| Government Documents or Benefits Fraud | | | 1 | 1 |
| Loan Fraud | | | 1 | 1 |
| Other Identity Theft | 5 | 2 | 8 | 15 |
| Attempted Identity Theft | 2 | 2 | 1 | 5 |

Wisconsin

Age Range 50 - 59

| Theft Type | Calendar Year | | | Sum: |
|--|---------------|------|------|------|
| | 2002 | 2003 | 2004 | |
| Credit Card Fraud | 93 | 85 | 136 | 314 |
| Phone or Utilities Fraud | 49 | 51 | 66 | 166 |
| Bank Fraud | 23 | 35 | 46 | 104 |
| Employment-Related Fraud | 3 | 14 | 9 | 26 |
| Government Documents or Benefits Fraud | 5 | 12 | 20 | 37 |
| Loan Fraud | 6 | 12 | 16 | 34 |
| Other Identity Theft | 19 | 46 | 64 | 129 |
| Attempted Identity Theft | 30 | 34 | 37 | 101 |

Age Range 60 - 69

| Theft Type | Calendar Year | | | Sum: |
|--|---------------|------|------|------|
| | 2002 | 2003 | 2004 | |
| Credit Card Fraud | 37 | 44 | 58 | 139 |
| Phone or Utilities Fraud | 16 | 16 | 25 | 57 |
| Bank Fraud | 12 | 12 | 10 | 34 |
| Employment-Related Fraud | 2 | 3 | 5 | 10 |
| Government Documents or Benefits Fraud | 1 | 2 | 3 | 6 |
| Loan Fraud | 6 | 10 | 5 | 21 |
| Other Identity Theft | 9 | 11 | 25 | 45 |
| Attempted Identity Theft | 14 | 9 | 12 | 35 |

Age Range 70 and Over

| Theft Type | Calendar Year | | | Sum: |
|--|---------------|------|------|------|
| | 2002 | 2003 | 2004 | |
| Credit Card Fraud | 35 | 27 | 24 | 86 |
| Phone or Utilities Fraud | 10 | 10 | 16 | 36 |
| Bank Fraud | 12 | 4 | 12 | 28 |
| Employment-Related Fraud | 1 | 2 | 2 | 5 |
| Government Documents or Benefits Fraud | 4 | 1 | 6 | 11 |
| Loan Fraud | 2 | 4 | 4 | 10 |
| Other Identity Theft | 6 | 13 | 12 | 31 |
| Attempted Identity Theft | 17 | 10 | 9 | 36 |

Wyoming

Age Range 50 - 59

| Theft Type | Calendar Year | | | Sum: |
|--|---------------|------|------|------|
| | 2002 | 2003 | 2004 | |
| Credit Card Fraud | 5 | 12 | 12 | 29 |
| Phone or Utilities Fraud | | 6 | 3 | 9 |
| Bank Fraud | 3 | 2 | 1 | 6 |
| Employment-Related Fraud | | | 1 | 1 |
| Government Documents or Benefits Fraud | 1 | | 1 | 2 |
| Other Identity Theft | 3 | 5 | 5 | 13 |
| Attempted Identity Theft | 3 | 2 | 3 | 8 |

Age Range 60 - 69

| Theft Type | Calendar Year | | | Sum: |
|--|---------------|------|------|------|
| | 2002 | 2003 | 2004 | |
| Credit Card Fraud | 5 | 7 | 2 | 14 |
| Phone or Utilities Fraud | | 3 | 5 | 8 |
| Bank Fraud | 1 | 4 | 2 | 7 |
| Government Documents or Benefits Fraud | | 2 | | 2 |
| Loan Fraud | | | 1 | 1 |
| Other Identity Theft | 1 | 2 | 6 | 9 |
| Attempted Identity Theft | 1 | 1 | 1 | 3 |

Age Range 70 and Over

| Theft Type | Calendar Year | | | Sum: |
|--------------------------|---------------|------|------|------|
| | 2002 | 2003 | 2004 | |
| Credit Card Fraud | 2 | 3 | 3 | 8 |
| Phone or Utilities Fraud | | | 2 | 2 |
| Bank Fraud | | 3 | 1 | 4 |
| Loan Fraud | | | 1 | 1 |
| Other Identity Theft | | 2 | 1 | 3 |
| Attempted Identity Theft | | | 1 | 1 |