



ORPIN

ORegon Procurement Information Network

OMWESB Certified Suppliers Guide to Registration

Opportunities to grow your business!

<http://orpin.oregon.gov>

Revision 1—04/02/08



menu

- ORPIN Home
- [Login to ORPIN](#)
- [Supplier Registration](#)
- [Browse](#)
- [Registration of a Public \(tax supported\) Entity](#)
- [FAQ](#)
- [Subscription Levels](#)
- [How to disable your popup blocker](#)

ORPIN



Welcome to the Oregon Procurement Information Network (ORPIN). ORPIN provides access to procurement and contracting information issued by the State of Oregon, local governments, and political subdivisions. You may browse the site as an anonymous user and see summary information. Select the "Browse" option in the left navigation bar to explore these capabilities.

If you wish to view or download the entire opportunity you will need to complete the registration process. You may register as a Basic or Premium Subscriber. Please see the "Subscription Levels" option in the left navigation bar to see the features of each subscription level.

If you have not yet registered you may register now by selecting the "Supplier Registration" option in the left navigation bar. If you are already registered you may log on now by selecting the "Logon to ORPIN" option in the left navigation bar.

If you have any questions about ORPIN, information, including answers to commonly asked questions, can be found here.

[Last ORPIN Update 11/04/2006](#)

If you have already registered or started a registration in ORPIN DO NOT Re-Register

Step 1

**Access the ORPIN website at:
<http://orpin.oregon.gov>**

Have you previously registered in ORPIN?

If so, you do not need to create a new account. Simply log in using your existing name and password. Your OMWESB certification information will display on your account under "My Company Details".

For new ORPIN users:

- **CLICK** on "Supplier Registration" to register as a new Supplier.

menu

[ORPIN Home](#)

[Login to ORPIN](#)

► [Supplier Registration](#)

[Browse](#)

[Registration of a Public \(tax supported\) Entity](#)

[FAQ](#)

[Subscription Levels](#)

[How to disable your popup blocker](#)

Registration

- ⓪ Provide personal and company information and create your own product/service and location profile.

Initial registration allows one user per company. A Company's primary account may also add and maintain additional users. Note: Each additional user who chooses Premium service will be required to pay the relevant subscription fee.

Allow 1-2 weeks for e-bidding confirmation after receipt of the completed Authentication Application Packet.

eServices Information

Select one of the following:

- Basic Subscription (\$0.00/1 Year)** ⓪

Electronic Bidding

A Basic Subscription allows the user to 'express interest' in posted bid opportunities, receive e-mail notice of all addenda issued and download existing attachments (some restrictions may apply) if any.

The product/service and location profile allows for focused opportunity searches and supports vendor sourcing capabilities.

- Premium Subscription (\$100.00/1 Year)** ⓪

Email Notification

Electronic Bidding

A Premium Subscription provides all the basic subscription features. In addition, your selected profile triggers email notification of all matching new, revised or cancelled opportunities.

Step 1 of 5

Next

↑ Top

Step 2

- **SELECT** your subscription option.

Choose one:

**Basic Subscription
No Cost**

- Review Notice listings
- Review Opportunity (Bid) listings
- Download open Opportunities
- Receive email notice of all addenda issued for open Opportunities you have expressed interest in
- Submit e-Bid when Opportunity process allows
- Browse closed Opportunities for Bid results and Intent to Award
- Browse summaries of current contracts

- or -

**Premium Subscription
\$100 Annual Fee
Includes all Basic Subscriber services, PLUS...**

- Receive automatic email "push" notification of all open Opportunities for commodity areas which match your supplier profile
- View current and expired contracts in their entirety

- **CLICK "Next"** to continue with the registration process...

Agreement

TERMS AND CONDITIONS OF USE

The Oregon Procurement Information Network ("ORPIN") is provided by the State of Oregon ("State") for the convenience of Suppliers to access procurement information issued by participating governmental entities in Oregon ("Entities"). The service provides users the ability to register as a Supplier and respond to procurement opportunities posted by participating Entities. If a Supplier registers as a Premium Subscription and selects e-notification, the ORPIN system will provide email notification of procurement opportunities matching the profile established by the Supplier. Subject to approval by the State, Suppliers may submit proposals electronically for certain procurement opportunities. The State reserves the right to update the terms and conditions of use at any time. Supplier's continued use of the ORPIN website means that you accept those changes.

TO USE ORPIN, THE USER MUST READ AND UNCONDITIONALLY AGREE TO THE FOLLOWING TERMS AND CONDITIONS OF USE ON BEHALF OF THE SUPPLIER. YOUR ACKNOWLEDGMENT OF THE TERMS AND CONDITIONS OF THIS AGREEMENT IS EVIDENCED BY CLICKING ON THE "I Agree" BUTTON ON THE BOTTOM OF THIS PAGE. SELECTING THE "I Agree" BUTTON ALSO MEANS THAT THE USER HAS READ, AGREES TO, AND UNDERSTANDS THE PRIVACY POLICY AND DISCLAIMER POSTED ON THIS ORPIN WEBSITE. IN ADDITION, THE SUPPLIER WILL BE SUBJECT TO ANY POSTED GUIDELINES OR RULES APPLICABLE TO THE ORPIN SERVICES. TO PROCEED TO REGISTRATION, YOU MUST SELECT "I Agree". OTHERWISE, IF THE SUPPLIER DECLINES, CLICK ON THE "I Disagree" BUTTON ON THE BROWSER TO RETURN TO THE ORPIN HOME PAGE.

Supplier's users agree to: (1) provide true, accurate, current and complete information as prompted by ORPIN's registration form; and (2) maintain and properly update registration information to keep it true, accurate, current, and complete. If the Supplier provides any information that is untrue, inaccurate, not current, or incomplete, the State has the right to suspend or terminate the Supplier account and refuse any current or future use of ORPIN.

Supplier's users will have a password and user ID upon completion of the registration process. Supplier's Primary Contact and registered users are responsible for maintaining the confidentiality of the password and account and are responsible for all activities under that password or account. Supplier agrees to: (1) immediately notify the Department of Administrative Services State Procurement Office ("DAS SPO") of any unauthorized use of Supplier's password or user ID or any other breach of security; and (2) ensure that Supplier properly logs off the account at the end of each session.

Supplier is responsible for all content uploaded, posted, emailed, transmitted, or otherwise made available to the State through ORPIN by the Supplier or through the Supplier's agent.

Any information provided to the Oregon Procurement Information Network

I Agree

I Disagree

and all other terms and conditions set forth in the ORPIN Terms and Conditions of Use.

The State reserves the right at any time to modify ORPIN and shall not be liable to any Supplier for any such modification.

Step 3

- **REVIEW** the Terms and Conditions of Use.
- **SELECT** "I Agree" to continue with your registration.



Primary Contact Registration

Provide supplier primary contact information. The supplier primary contact is responsible for maintaining the Supplier Registration Information.

Primary Contact Information: ?

First: *

 Middle:

 Last: *

 User Name: *

 Password: *

 Confirm Password: *

 Telephone:

| | | | |
|----------------------------------|------------------------------------|---|----------------------|
| Country Code | Area Code | Number | Extn |
| * <input type="text" value="1"/> | * <input type="text" value="503"/> | * <input type="text" value="555-1212"/> | <input type="text"/> |

 Fax:

| | | | |
|----------------------------------|------------------------------------|---|----------------------|
| Country Code | Area Code | Number | Extn |
| * <input type="text" value="1"/> | * <input type="text" value="503"/> | * <input type="text" value="555-1212"/> | <input type="text"/> |

 E-mail address: *

* indicates a required field.

[Back](#)

Step 2 of 5

[Next](#)

Step 4

All fields with an asterisk (*) must be filled in.

You get to choose your own Logon (User Name) and Password!

HELPFUL HINTS:

- User Name must contain at least 7 characters, is **not** case sensitive, and should be generic.
- Password must contain at least 7 characters, **is** case sensitive, and must include a number or symbol.

Examples: Tommy61 or Diamond\$

The spaces provided below are for your reference only.

User Name: _____
(Logon ID)

Password: _____

NOTE: If you get an error screen, go back and make sure all of the required (asterisked) fields are filled in.

- **CLICK "Next"** to continue with your registration process...

Possible Duplicate Registration

The ORPIN system has found that a similar registration may already exist. This can occur if you have previously registered within the system, or if you were registered by an internal person.

Please select the registration that you believe to be correct. If none appear correct, you may select your current entered information at the bottom of this screen. Click "Continue" when you have selected a registration.

[Continue](#)

Existing Registrations

1 JOHN DOE
1 (999) 555-1212
GENERIC SERVICE PROVIDER
555 MAIN ST.
SALEM, OR 55555
1 (999) 555-1212



2 Doe, John
1 (999) 7221191

New Registration

3 Doe, John
1 (503) 555-1212

Step 4— continued

ORPIN compares your information to its registration database and looks for duplicates.

Find the existing registration that matches your account information. (All OMWESB Certified Firms are imported into ORPIN daily so you should be able to locate a matching registration.) *Hint: The imported names are in all capital letters.*

- When you locate your existing account information, **CLICK** the radio button next to it.
- If you do not locate your existing account, contact the ORPIN Help Desk at 503-378-4642 for assistance in locating it.

- **CLICK "Continue"** at the top of the screen to proceed with the registration process.

Login Assistance

⏪ Back

❓ You have selected the following registration. If this is incorrect, please click 'Back' to select another registration.

Person Information


Name: JOHN DOE

Company Information

Company Name: GENERIC SERVICE PROVIDER
Phone: 1 (999) 555-1212
Fax: 1 (999) 555-1212
Mailing Address: 555 MAIN ST.
SALEM, OR 55555

The registration you have chosen does not have a login associated with it. Please click 'Submit' to create a login and an email address using the information you submitted earlier.

User Name: *
Password: *
Confirm Password: *
Email: *



Please contact the help desk or the supplier registrar if you have any questions or concerns.

Step 4— continued

- For security purposes, your password did not carry over from the Primary Contact Registration screen. Please **RE-ENTER** your password into both the **Password** and **Confirm Password** fields for your login account.
- **CLICK “Submit”** to continue with your registration process.

Hello JOHN DOE

Supplier No: 30216

Welcome to ORPIN The Navigation menu on the left includes links to all functions you have been authorized to use in the ORPIN system.

The Supplier Registration Site is created as a service to suppliers and contractors. Accessible as part of the State of Oregon web site, the supplier registration site is provided as a way for companies to register and maintain their corporate and product information. This site is a direct link to the ORPIN system supplier and contractor database used by procurement personnel. Please ensure that the information entered as your Company Details is current and complete. We invite you to use the Browse features to review bid opportunities.

Please update your registration profile.

Thank-you for registering with us.

menu

- Browse Opportunities
- Browse Award Results
- My Watch List
- Browse Contracts
- My Profile
- My Documents
- My Company Details
- Users
- Continue Registration
- ORPIN Time
- Exit from ORPIN



Step 5

- You are now registered as a user in ORPIN. The next step is to associate your login with your OMWESB Certified company.
- **CLICK “Continue Registration”** in the Navigation Bar on the left side of the screen to proceed.

menu

Browse Opportunities

Browse Award Results

My Watch List

Browse Contracts

My Profile

My Documents

My Company Details

Users

Continue Registration

ORPIN Time

Exit from ORPIN

Registration Summary

Print



? This is your registration summary. This view of the page is read-only. Items marked as missing cannot be maintained here. Please use the appropriate maintenance facilities or contact your Primary Contact.

Company Information

Company Name: GENERIC SERVICE PROVIDER
Phone: 1 (999) 555-1212
Fax: 1 (999) 555-1213
Email: johndoe@test.com
Mailing Address: 555 MAIN ST.
SALEM, OR 55555
United States

MWESB: [View MWESB Certification](#)

Primary Contact

Name: JOHN DOE
Email: johndoe@test.com

Personal Information

Name: JOHN DOE
User Name: johndoe
Phone: 1 (999) 555-1212
Fax: 1 (999) 555-1213
Email: johndoe@test.com
Notification Method: Fax

Subscription Level

[No Active Subscription](#)



Location Profile

[No Locations](#)

Product/Service Profile

[No Products](#)

Please review the registration information above to ensure that it is correct and complete before proceeding. If you wish to modify it in any way you can click the 'Back' button below or go [back to the start](#).

[IN-SUPPLIER-AUTHENTICATION-APPLICATION-PACKET-FINAL-02-05-08.pdf](#) (89.45 kB)

If you have selected the eBid service you must download, complete, and mail the Electronic Signature Code Agreement to the State Procurement Office. This form contains additional information that is required to validate yourself and your company for electronic bidding.

If making payment offline by Visa/MC please contact the State Procurement Office at 503-378-4642.

If making payment offline by check please send payment to:

DAS State Procurement Office
1225 Ferry ST SE U140
Salem OR 97301-4285

Please identify on your check your Supplier Number as the invoice number.

Subscription Fees

[Back](#)

Step 5 of 5

Step 6

You will notice that the Registration Summary shows that you have 'No Active Subscription', even though you chose a subscription level when you initially started the registration process. This is because you are now in the existing account that imported from the OMWESB office into ORPIN. Accounts import into ORPIN without subscription levels attached.

To continue your registration, you just need to reselect a Subscription Level.

- **CLICK "No Active Subscription" to continue.**

menu

[ORPIN Home](#)

[Login to ORPIN](#)

▶ [Supplier Registration](#)

[Browse](#)

[Registration of a Public \(tax supported\) Entity](#)

[FAQ](#)

[Subscription Levels](#)

[How to disable your popup blocker](#)

Registration

- ❓ Provide personal and company information and create your own product/service and location profile.

Initial registration allows one user per company. A Company's primary account may also add and maintain additional users. Note: Each additional user who chooses Premium service will be required to pay the relevant subscription fee.

Allow 1-2 weeks for e-bidding confirmation after receipt of the completed Authentication Application Packet.

eServices Information

Select one of the following:

- Basic Subscription (\$0.00/1 Year)** ❓

Electronic Bidding

A Basic Subscription allows the user to 'express interest' in posted bid opportunities, receive e-mail notice of all agenda issued and download existing attachments (some restrictions may apply) if any.

The product/service and location profile allows for focused opportunity searches and supports vendor sourcing capabilities.

- Premium Subscription (\$100.00/1 Year)** ❓

Email Notification

Electronic Bidding

A Premium Subscription provides all the basic subscription features. In addition, your selected profile triggers email notification of all matching new, revised or cancelled opportunities.

Step 1 of 5

Next

↑ Top

Step 7

- **SELECT** the subscription option you want by clicking the radio button next to the option. Include eBidding capabilities in your subscription by checking the box next to **'Electronic Bidding'**.
- **CLICK "Next"** to continue with the registration process...

Agreement

TERMS AND CONDITIONS OF USE

The Oregon Procurement Information Network ("ORPIN") is provided by the State of Oregon ("State") for the convenience of Suppliers to access procurement information issued by participating governmental entities in Oregon ("Entities"). The service provides users the ability to register as a Supplier and respond to procurement opportunities posted by participating Entities. If a Supplier registers as a Premium Subscription and selects e-notification, the ORPIN system will provide email notification of procurement opportunities matching the profile established by the Supplier. Subject to approval by the State, Suppliers may submit proposals electronically for certain procurement opportunities. The State reserves the right to update the terms and conditions of use at any time. Supplier's continued use of the ORPIN website means that you accept those changes.

TO USE ORPIN, THE USER MUST READ AND UNCONDITIONALLY AGREE TO THE FOLLOWING TERMS AND CONDITIONS OF USE ON BEHALF OF THE SUPPLIER. YOUR ACKNOWLEDGMENT OF THE TERMS AND CONDITIONS OF THIS AGREEMENT IS EVIDENCED BY CLICKING ON THE "I Agree" BUTTON ON THE BOTTOM OF THIS PAGE. SELECTING THE "I Agree" BUTTON ALSO MEANS THAT THE USER HAS READ, AGREES TO, AND UNDERSTANDS THE PRIVACY POLICY AND DISCLAIMER POSTED ON THIS ORPIN WEBSITE. IN ADDITION, THE SUPPLIER WILL BE SUBJECT TO ANY POSTED GUIDELINES OR RULES APPLICABLE TO THE ORPIN SERVICES. TO PROCEED TO REGISTRATION, YOU MUST SELECT "I Agree". OTHERWISE, IF THE SUPPLIER DECLINES, CLICK ON THE "I Disagree" BUTTON ON THE BROWSER TO RETURN TO THE ORPIN HOME PAGE.

Supplier's users agree to: (1) provide true, accurate, current and complete information as prompted by ORPIN's registration form; and (2) maintain and properly update registration information to keep it true, accurate, current, and complete. If the Supplier provides any information that is untrue, inaccurate, not current, or incomplete, the State has the right to suspend or terminate the Supplier account and refuse any current or future use of ORPIN.

Supplier's users will have a password and user ID upon completion of the registration process. Supplier's Primary Contact and registered users are responsible for maintaining the confidentiality of the password and account and are responsible for all activities under that password or account. Supplier agrees to: (1) immediately notify the Department of Administrative Services State Procurement Office ("DAS SPO") of any unauthorized use of Supplier's password or user ID or any other breach of security; and (2) ensure that Supplier properly logs off the account at the end of each session.

Supplier is responsible for all content uploaded, posted, emailed, transmitted, or otherwise made available to the State through ORPIN by the Supplier or through the Supplier's agent.

Any information provided to the Oregon Procurement Information Network

I Agree

I Disagree

and all other information submitted to the State shall be the property of the State and shall be used for the purposes set forth in the Terms and Conditions of Use.

The State reserves the right at any time to modify ORPIN and shall not be liable to any Supplier for any such modification.

Step 8

- The **Terms and Conditions of Use** will display again as well. **REVIEW** the information provided.
- **SELECT "I Agree"** to continue with your registration.



menu

Browse Opportunities

Browse Award Results

My Watch List

Browse Contracts

My Profile

My Documents

My Company Details

Users

▶ Continue Registration

ORPIN Time

[Exit from ORPIN](#)

Primary Contact Registration

Provide supplier primary contact information. The supplier primary contact is responsible for maintaining the Supplier Registration Information.

Primary Contact Information: ?

| | | | | | |
|-----------------|---|--|---|---|------------------------------|
| First: | * | <input type="text" value="JOHN"/> | | | |
| Middle: | | <input type="text"/> | | | |
| Last: | * | <input type="text" value="DOE"/> | | | |
| User Name: | | <input type="text" value="mitchsei"/> | | | |
| Telephone: | * | Country Code <input type="text" value="1"/> | Area Code <input type="text" value="999"/> | Number <input type="text" value="555-1212"/> | Extn <input type="text"/> |
| Fax: | * | <input type="text" value="1"/> | <input type="text" value="999"/> | <input type="text" value="555-1213"/> | <input type="text"/> |
| E-mail address: | * | <input type="text" value="johndoe@test.com"/> | | | |

* indicates a required field.

[Back](#)

Step 2 of 5

[Next](#)

9

Step 9

- You will be the Primary Contact on the account. **CONFIRM** your contact information.
- **CLICK "Next"** to continue with your registration process.

[? Help for ORPIN](#)

[Contact Us](#) | [Disclaimer](#)
[Privacy Statement](#)

Version (O&PEN

menu

- Browse Opportunities
- Browse Award Results
- My Watch List
- Browse Contracts
- My Profile
- My Documents
- My Company Details
- Users
- Continue My Company Details
- Users
- Continue My Company Details
- Users
- Continue Registration
- ORPIN Time
- Exit from ORPIN



Company Information

 This is the Supplier's Company information.

Primary Contact:

Name: JOHN DOE
Email: johndoe@test.com
Job Title:

Company Information:

Lookup your company's name/business class: www.filinginoregon.com
Legal/Business Name: GENERIC SERVICE PROVIDER
Doing Business As: Same as Legal Name
or Enter Name:
MWESB Information:
FID: 9 digits, not your SSN
Business Class:  
Office: *

| Country Code | Area Code | Number | Extn |
|--------------------------------|----------------------------------|---------------------------------------|----------------------|
| <input type="text" value="1"/> | <input type="text" value="999"/> | <input type="text" value="555-1212"/> | <input type="text"/> |

Fax:

| | | | |
|--------------------------------|----------------------------------|---------------------------------------|----------------------|
| <input type="text" value="1"/> | <input type="text" value="999"/> | <input type="text" value="555-1213"/> | <input type="text"/> |
|--------------------------------|----------------------------------|---------------------------------------|----------------------|

Cell:

| | | | |
|--------------------------------|----------------------|----------------------|----------------------|
| <input type="text" value="1"/> | <input type="text"/> | <input type="text"/> | <input type="text"/> |
|--------------------------------|----------------------|----------------------|----------------------|

Toll Free:

| | | | |
|--------------------------------|----------------------|----------------------|----------------------|
| <input type="text" value="1"/> | <input type="text"/> | <input type="text"/> | <input type="text"/> |
|--------------------------------|----------------------|----------------------|----------------------|

Authorized Company Email Address: *
Website Address:
Country: *
State: *

Address Line 1: *
Address Line 2:
Address Line 3:
Address Line 4:
City: *

or Enter City:
Zip Code: *

* indicates a required field.

Step 3 of 5

 [Help for ORPIN](#)

[Contact Us](#) | [Disclaimer](#)
[Privacy Statement](#)

Version (O&PEN 2.24.50)



Step 10

Take a moment to verify the details on the Company Information screen.

- If the information is accurate, **CLICK 'Next'** to continue.

NOTE: All changes to Company Information MUST first be submitted through the Office of Minority, Women, and Emerging Small Business. If you need to change your company information, please contact the OMWESB office at 503-947-7976.

You may continue with your registration process regardless. Please leave the information unchanged in ORPIN as the changes will be loaded into the system during the next daily OMWESB import.

Company Registration Continued

? This page is for review of your MWESB Certifications information. Changes to certification information cannot be made in ORPIN, contact the Department of Consumer and Business Services, Office of Minority, Women and Emerging Small Business.

State of Oregon MWESB Certifications

MWESB (Minority, Women, Emerging Small Business)

* indicates a required field

Back

Step 3 of 5

Find My MWESB Certification

1234

View MWESB Certification

Next

CLICK on “View MWESB Certification” for a list of the products/ services you are certified to provide.

Step 11

Your MWESB Certification Number will display on this page.

To view the products/services that you are MWESB certified to provide, **CLICK** on the link titled “**View MWESB Certification**”.

To access the OMWESB website and view a list of all State of Oregon MWESB Certified firms, **CLICK** on the link titled “**View MWESB Certification**”.

- **CLICK “Next”** to continue with your registration process.

Profile Setup

Product/Service Information ?

Use Product/Service Information to define the product(s) and/or service(s) provided by your company. Select "Go" to see a list of product/service groupings. Select the classification which best describes your company's products or services. These selections will create your supplier profile which will be used for email notification for a Premium Subscriber and will also simplify your ability to browse for opportunities you may be interested in if you are a Basic Subscriber.

You must make at least one selection to proceed.

If you should decide that there is no applicable category for your product or service, please contact us at 503-378-4642 for assistance.



Go

Location Information ?

Most Opportunities are cross-referenced to geographic regions in Oregon where products or services are required. After selecting "Go" you will see a list of geographical categories comprised of various regions in Oregon. Select the locations where you can supply your product or service. These selections will become part of your Supplier Profile which will be used for notification under Premium Subscription described earlier establishing your company's potential to regional supply requirements.

Go

Back

Step 4 of 5

Next

Step 12

Creating your Company Profile

To set up your company profile, you need to select the commodities (goods/services) that your company can provide. You also need to specify the regions you are willing to provide services to. This part of the registration process is key as it allows ORPIN to match you to bidding Opportunities.

NOTE: Be sure to select the products/services you are MWESB certified in! You may choose to add additional commodities, but they will not be included in your MWESB certification.

- **CLICK** the "GO" button next to Product/Service Information to select your commodities.

Product/Service Selection

Product/Service Selection Information

Your Profile

Opportunities are cross-referenced to product/service groupings. Select the product/service groups for your offerings. Professional/Personal services are included within each product/service grouping. An 'X' indicates a selection at a lower level in the hierarchy. A 'checkmark' indicates an explicit selection.

Search for a Specific Product/Service Grouping

13 B.

Your Product Information has been updated.

- Administrative, Financial, and Management Services ...
- Agricultural Equipment and Related Products and Services ...
- Arts, Crafts, Entertainment, Theatre ...
- Automotive Products, Vehicles, and Services ...
- Building Equipment, Supplies, and Services ...
- Clothing, Textiles, Laundry Equipment, and Supplies ...
- Communication Equipment and Services ...
- Computers, Software, Supplies, and Services ...
- Food, Equipment, and Related Services ...
- Furnishings and Related Services ...
- Furniture and Related Services ...
- Hardware, Related Equipment, and Services ...
- Highway Road Equipment, Materials, and Related Equipment ...
- Janitorial and Cleaning Equipment, Supplies, and Services ...
- Laboratory Equipment, Supplies, and Services ...
- Maintenance and Repair of Equipment ...
- Medical Equipment, Supplies, and Services ...
- Miscellaneous Commodities and Services ...
- Office Supplies, Related Items, and Services ...
- Paper, Printing Equipment, and Related Products and Services ...
- Personal Products, Equipment, and Services ...

Click on “(...)” for a more refined product selection.

Step 13

Options for selecting Products/Services:

OPTION B

BROWSE the list of commodities displayed on the Selection screen. If you check a box from this screen, you will select every product/service inside that category. However, Ellipse icons (...) next to a category name indicate that more specific products/services are included inside the category at lower levels. You are encouraged to pick and choose from products within a category to be as specific as possible. **CLICK on the Ellipses (...)** to drill down before checking a box next to a commodity.

- **CLICK** on “**Submit/ Remain**” to add additional products/services and to save your selections in ORPIN.
- When you are finished, **CLICK** on “**Submit/Remain**” again to save.
- **CLICK** on “**Close**” in the upper right corner of the ORPIN screen. This will take you back to the Product/Location screen.

- Browse Opportunities
- Browse Award Results
- My Watch List
- Browse Contracts
- My Profile
- My Documents
- My Company Details
- Users
- [Continue Registration](#)
- ORPIN Time
- [Exit from ORPIN](#)

Profile Setup

Product/Service Information ?

Go

Use Product/Service Information to define the product(s) and/or service(s) provided by your company. Select "Go" to see a list of product/service groupings. Select the classification which best describes your company's products or services. These selections will create your supplier profile which will be used for email notification for a Premium Subscriber and will also simplify your ability to browse for opportunities you may be interested in if you are a Basic Subscriber.

You must make at least one selection to proceed.

If you should decide that there is no applicable category for your product or service, please contact us at 503-378-4642 for assistance.

Location Information ?

Go

Most Opportunities are cross-referenced to geographic regions in Oregon where products or services are required. After selecting "Go" you will see a list of geographical categories comprised of various regions in Oregon. Select the locations where you can supply your product or service. These selections will become part of your Supplier Profile which will be used for notification under Premium Subscription described earlier, establishing your company's potential to regional supply requirements.



Back

Step 4 of 5

Next

Step 14

Once you are back at the “**Profile Setup**” main screen,

- **CLICK on “GO”** next to Location Information to define your geographic preference for doing business in Oregon.

Location Selection

Location Information

Your Profile

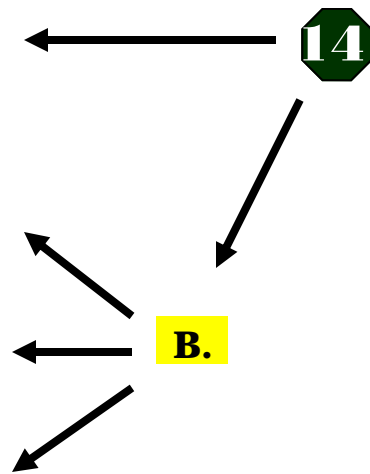
Most opportunities posted to the ORPIN system are cross-referenced to the region of the State in which the goods or services are required. Select the region or regions that you wish to search by.

Click on the region/zone to see a list of counties.

← **A.** ←

Oregon

- Central Coast
- Central Valley
- North Central
- North Coast
- North Valley
- Northeastern
- South Central
- South Coast
- South Valley
- Southeastern



Top

At the “**Location Selection**” screen you can:

A. **SELECT** “**Statewide**” to indicate that your goods/services are available anywhere in the state of Oregon.

- or -

B. **SELECT** individual location regions by county in your location profile.
 - Click on the underlined regions to view the geographical areas included in each county.

- When you finish with your Location selection, **CLICK** “**SUBMIT**” to save your selection.

- To continue your registration process **CLICK** on the “**Close**” button in upper right hand corner of your ORPIN screen. This will take you back to the Product/Service Profile main screen.

menu

- Browse Opportunities
- Browse Award Results
- My Watch List
- Browse Contracts
- My Profile
- My Documents
- My Company Details
- Users
- [Continue Registration](#)
- ORPIN Time
- [Exit from ORPIN](#)

Profile Setup

Product/Service Information ?

Go

Use Product/Service Information to define the product(s) and/or service(s) provided by your company. Select "Go" to see a list of product/service groupings. Select the classification which best describes your company's products or services. These selections will create your supplier profile which will be used for email notification for a Premium Subscriber and will also simplify your ability to browse for opportunities you may be interested in if you are a Basic Subscriber.

You must make at least one selection to proceed.

If you should decide that there is no applicable category for your product or service, please contact us at 503-378-4642 for assistance. for assistance.

Location Information ?

Go

Most Opportunities are cross-referenced to geographic regions in Oregon where products or services are required. After selecting "Go" you will see a list of geographical categories comprised of various regions in Oregon. Select the locations where you can supply your product or service. These selections will become part of your Supplier Profile which will be used for notification under Premium Subscription described earlier establishing your company's potential to regional supply requirements.

Back

Step 4 of 5

Next

15



Step 14— continued

After selecting your Location Information, you will return to the Product/Service Information Main Menu

- **CLICK** the “Next” button to continue your registration process.

menu

[Browse Opportunities](#)

[Browse Award Results](#)

[My Watch List](#)

[Browse Contracts](#)

[My Profile](#)

[My Documents](#)

[My Company Details](#)

[Users](#)

[ORPIN Time](#)

[Exit from ORPIN](#)

Hello JOHN DOE

Supplier No: 27174

The last time you logged onto the system was: 03/03/2008 8:14 AM

Welcome to ORPIN The Navigation menu on the left includes links to all functions you have been authorized to use.

CLICK "Browse Opportunities"

The ORPIN system provides a way for suppliers and contractors. Accessible as part of the State of Oregon web site, the supplier registration site is provided as a way for companies to register and maintain their corporate and product information. This site is a direct link to the ORPIN system supplier and contractor database used by procurement personnel. Please ensure that the information entered as your Company Details is current and complete. We invite you to use the Browse features to review bid opportunities.

You have successfully registered to access the ORPIN system.

You are NOW able to use the ORPIN system to browse opportunities and download documents. You can NOW submit bids manually.

Since you indicated an interest in electronic bidding (e-bid), please complete and submit an [e-bid authentication packet available HERE](#) or download the packet from the registration Summary area under **My Profile**.

Authentication can take up to 2 weeks once the completed e-bid authentication packet has been received; however, please remember that ALL other ORPIN system functions are available to you NOW.

Your subscription will expire on 03/03/2009 12:00 AM.

Browse Opportunities

Now that you are a Registered Supplier, you are ready to "Browse Opportunities"!

There are several different ways to "Browse Opportunities" in ORPIN.

Let's Begin...

CLICK "Browse Opportunities" from the left-hand menu bar.

menu

► Browse Opportunities

- Open Opportunities
- By My Profile
- By Product
- By Organization
- Advanced Search

[Browse Award Results](#)

[My Watch List](#)

[Browse Contracts](#)

[My Profile](#)

[My Documents](#)

[My Company Details](#)

[Users](#)

[ORPIN Time](#)

[Exit from ORPIN](#)

Browse Opportunities

Open Opportunities

All open opportunities.

By Product/Service

Opportunities by Product/Service grouping

Advanced Search

Find all open or closed opportunities, or narrow your search by entering a date range, opportunity number, or other criteria.

By My Profile

Browse opportunities that match your previously defined preferences for products and locations.

By Organization

Opportunities by organization.

CLICK on "By My Profile"

Browsing Suggestions

Until becoming familiar with ORPIN, here is a suggestion about monitoring bidding Opportunities:

- Browse **"All Open Opportunities"**. This option will display all open Opportunities in the ORPIN system.
- and -
- Browse **"By My Profile"**. This option will filter open Opportunities based on the selections you made to your Product/Service and Location profiles.

Monitoring both areas will allow you to cross-reference commodity selections in your profile.

Example: If you see an opportunity under **"Open Opportunities"**, but you **DO NOT** see it under **"By My Profile"**, then you will need to adjust your profile selections to include that commodity or location area for future opportunities.

- **Let's CLICK on "By My Profile".**

menu

► Browse Opportunities

- Open Opportunities
- By My Profile
- By Product
- By Organization
- Advanced Search

[Browse Award Results](#)

[My Watch List](#)

[Browse Contracts](#)

[My Profile](#)

[My Documents](#)

[My Company Details](#)

[Users](#)

[ORPIN Time](#)

[Exit from ORPIN](#)




Browse All Open Opportunities

Browse opportunities using my profile

The following is a list of all open opportunities. Click on the Opportunity number for more details.

 Legend


Show Details 

| Opportunity No | Organization Name | Published Date | Closing Date |
|--|--|----------------|--------------------|
| 1  ODE-1109-07R | ODE - Office of Student Learning and Partnerships Amend No.: 1 Mediation Services | 08/01/2007 | 06/30/2008 2:00 PM |
| 2  ODE-1111-07R | ODE-SLP-Special Education Complaint Resolution Services | 08/07/2007 | 06/30/2008 4:00 PM |
| 3  102-1108-07 | Justice Department Alternative Dispute Resolution Services | 03/16/2007 | 02/20/2009 3:30 PM |

CLICK

Browsing Suggestions

You should have a screen showing several bidding opportunities. If not, *SELECT* “Open Opportunities” from the left-hand navigation bar and browse the Opportunity listings that look of interest.

1. **CLICK** on the  icon.

This will reveal the Bidding Notice

2. **SELECTING** the “**Hide/Show Details**” button, (located above the list of Opportunities), will reveal the Opportunity summary.

- Close
- View PDF
- Document
- Interested
- Activity Log
- No Electronic Bids Permitted
- Refresh
- Help

Notice

Request for Qualifications
 Alternative Dispute Resolution Services
 (Test)
 Only Manual Bids Allowed



Issued By
 State Procurement Office
 1225 Ferry Street SE, U140
 Salem, Oregon
 97301-4285

Contact: Tim Hay
Phone: 1 (503) 378-4650
Fax: 1 (503) 373-1626
Email: tim_hay@state.or.us

| |
|--|
| Notice # 102-1108-07 |
| Publish Date & Time 03/16/2007 4:04 PM |
| Closing Date & Time 02/20/2009 3:30 PM |
| Time Zone Pacific Time |
| Approx. Time Remaining 353 Days 23:48:48 |
| All dates are mm/dd/yyyy |

Attachments Exist
 Organization Attachments Do Not Exist
 Documents for Purchase Do Not Exist

Issued For
 Justice Department
 1162 Court St

You can only download or view attachments after you "Express Interest".

Expressing Interest

Notice Summary

Per OAR 125-247-0550, the State of Oregon, acting by and through its Department of Administrative Services (DAS) State Procurement Office, and on behalf of the Oregon Department of Justice, issues this Request for Qualifications (RFQ) in order to establish a qualified list of ADR Providers (also known as the "ADR Provider Roster") of mediation and facilitation services for state agencies.

Please download the attached Request for Qualifications and Statement of Qualifications for more information.

Delivery Requirements

Payment Terms

Net 30

FOB

(Not Applicable)

Manual & Electronic response must express an interest. Manual response must 1st DOWNLOAD the document. Electronic Response [if allowed] - must express interest; select Supplier Response & complete response. Instructions can be found in the HELP screens

Expressing Interest

This step is mandatory if you are interested in an Opportunity and you want to download Attachments on it. Expressing Interest will also allow you to get notification of any changes in the Opportunity document.

1. On the Left Menu Bar, **CLICK** on "Interested"
 - Set the 'Interested As' dropdown. Specify whether you are a "Prime or Sub-contractor"
 - **CLICK** on "Submit".
2. You can now download and view the selected Opportunity's Attachment(s).

If you review the Attachments and decide you are not interested in that particular Opportunity, **SELECT "Interested"** from the navigation bar, **CLICK** the Trash Can next to your name, and hit "Submit." This removes you from the interested list. You will not be notified of any subsequent changes for this Opportunity.

NOTE: To see a list Opportunities you have expressed interest in, CLICK on 'My Watch List' in the menu bar on the main screen. The Opportunities will remain on your list until they close.