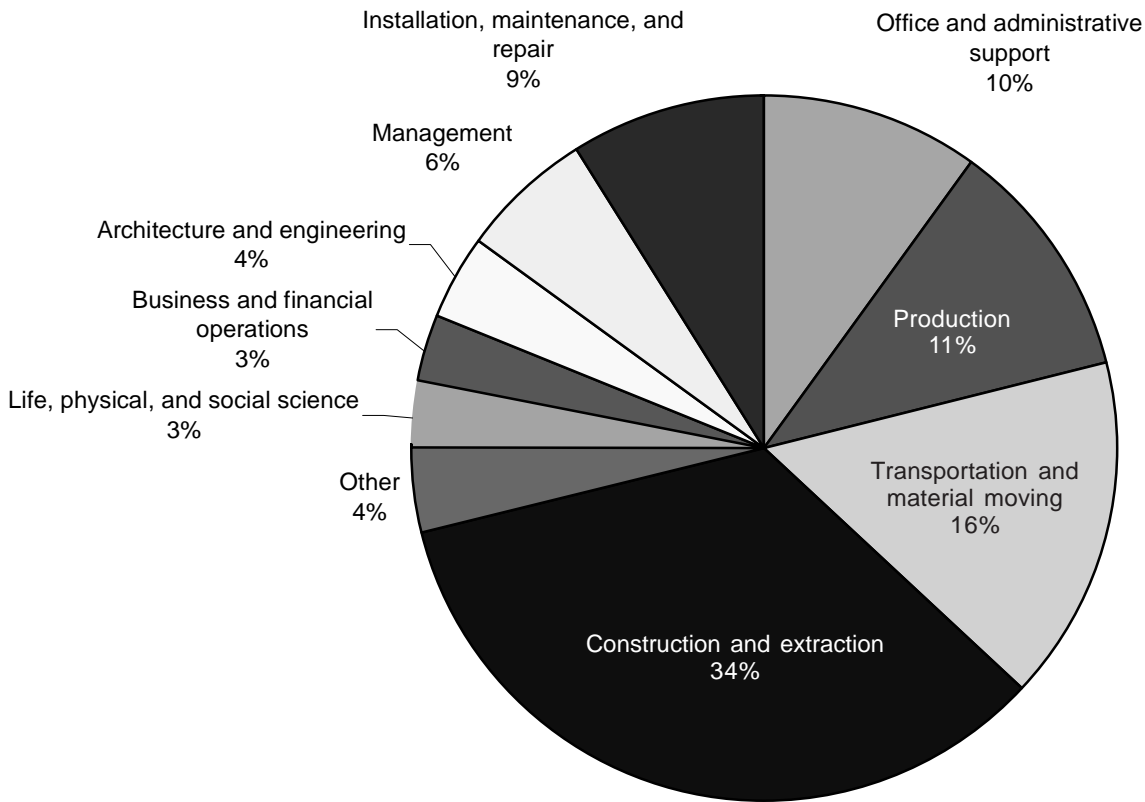


## Occupational Composition by Industry Sector

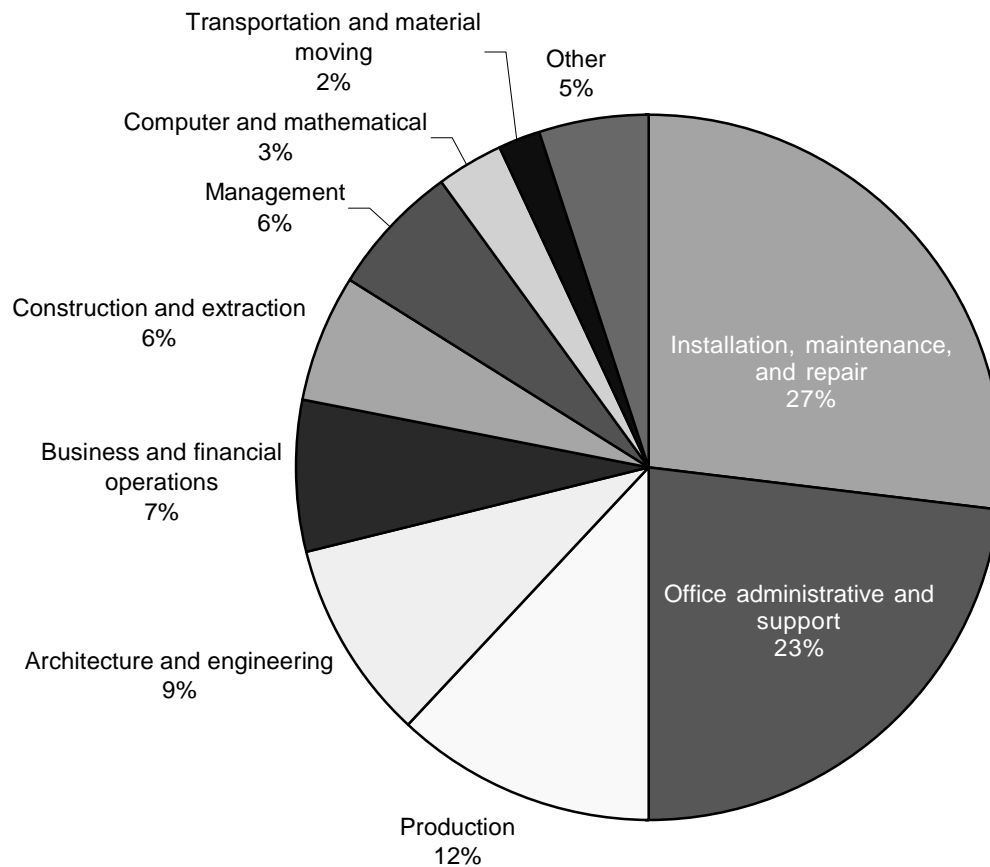
|  |    |
|--|----|
| Occupations in the mining sector .....   | 31 |
| Occupations in the utilities sector .....  | 32 |
| Occupations in the construction sector .....   | 33 |
| Occupations in the manufacturing sector .....  | 34 |
| Occupations in the wholesale trade sector .....  | 35 |
| Occupations in the retail trade sector .....   | 36 |
| Occupations in the transportation and warehousing sector .....   | 37 |
| Occupations in the information sector .....  | 38 |
| Occupations in the finance and insurance sector .....  | 39 |
| Occupations in the real estate and rental and leasing sector .....   | 40 |
| Occupations in the professional, scientific, and technical services sector .....                                     | 41 |
| Occupations in the management of companies and enterprises sector .....  | 42 |
| Occupations in the administrative and support services and<br>waste management and remediation services sector ..... | 43 |
| Occupations in the education services sector .....   | 44 |
| Occupations in the healthcare and social assistance sector .....   | 45 |
| Occupations in the arts, entertainment, and recreation sector .....  | 46 |
| Occupations in the accommodation and food service sector .....   | 47 |
| Occupations in the other services (except public administration) sector .....  | 48 |
| Occupations in the government sector .....   | 49 |

## Occupations in the mining sector



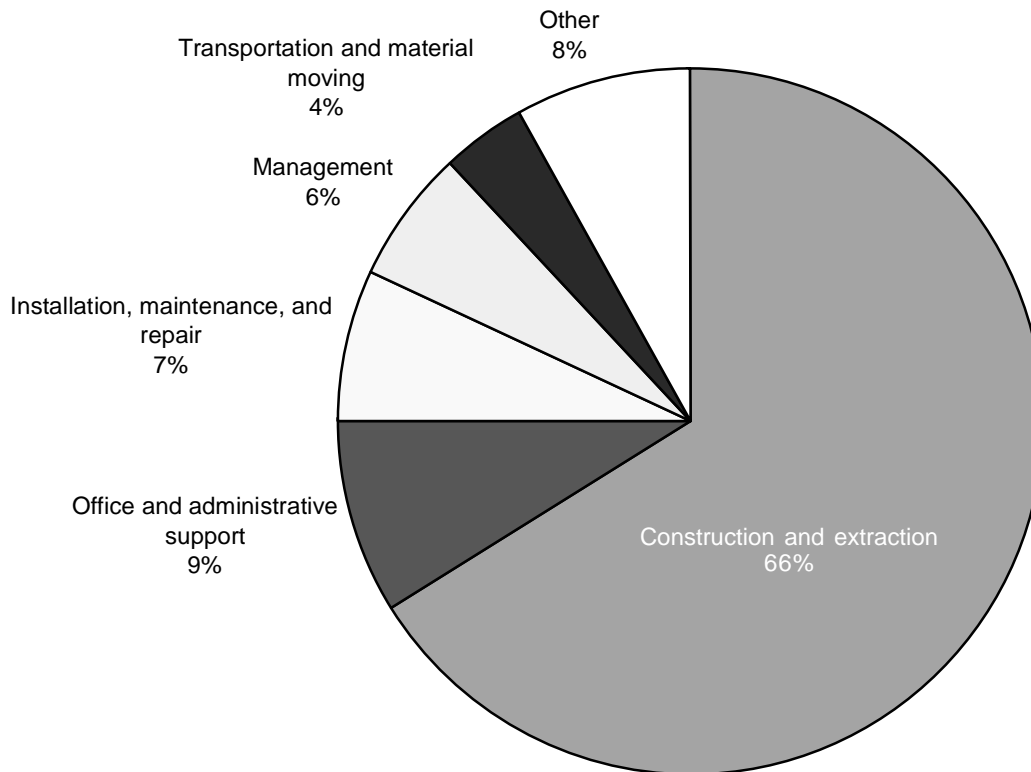
- The mining sector is composed of three more detailed industries: **Oil and gas extraction**; **mining, except oil and gas**; and **support activities for mining**.
- **Mining, except oil and gas**, is the largest detailed industry, employing **205,320 workers**.
- Within the mining sector, the occupation with the highest employment is **roustabouts, oil and gas**. There are **22,940** roustabouts in the United States, accounting for **4.6 percent** of mining sector employment.

## Occupations in the utilities sector



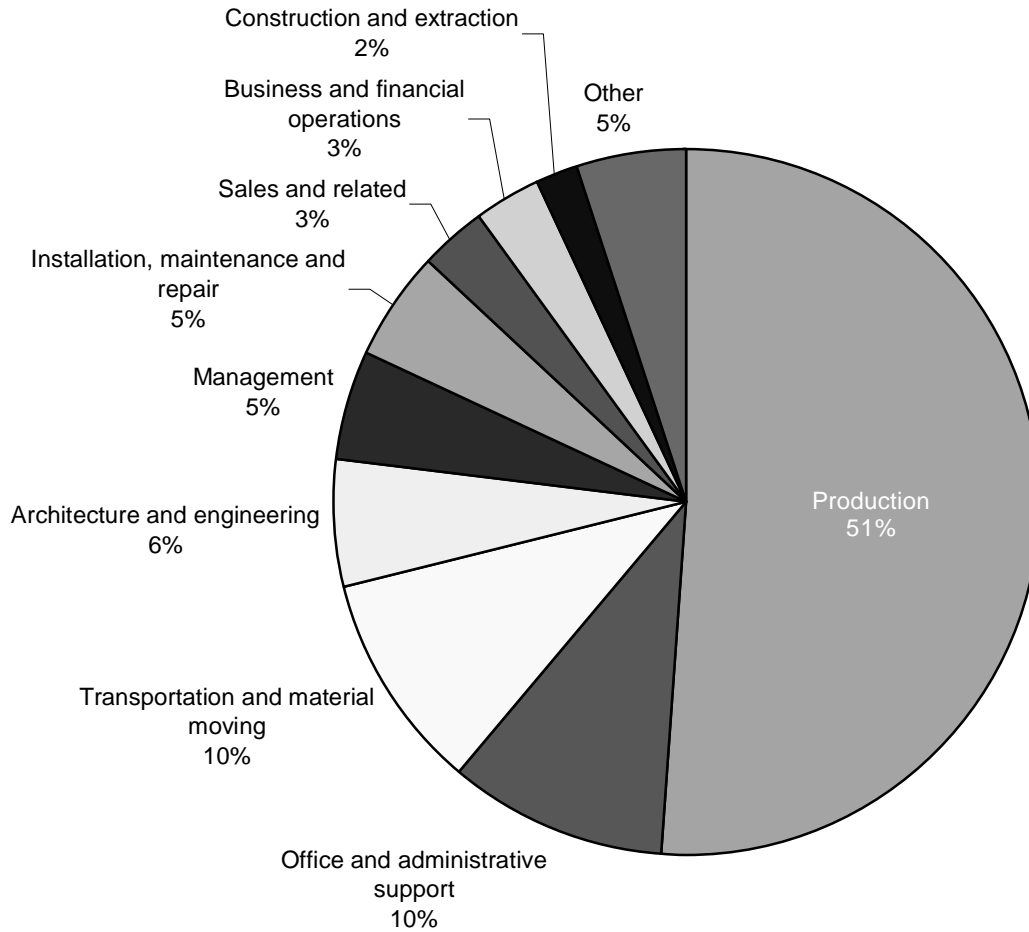
- Employing only **580,750 workers**, the **utilities sector** is one of only two industry sectors employing fewer than a million workers.
- **Electrical power-line installers and repairers** have the highest employment in the sector, employing **52,260 workers**, **9 percent** of the utilities sector.
- **Legal occupations** are the highest paid in this sector, earning **\$48.23 an hour**. At **\$10.06 an hour**, **food preparation and serving related occupations** have the lowest wages in the utilities sector.

## Occupations in the construction sector



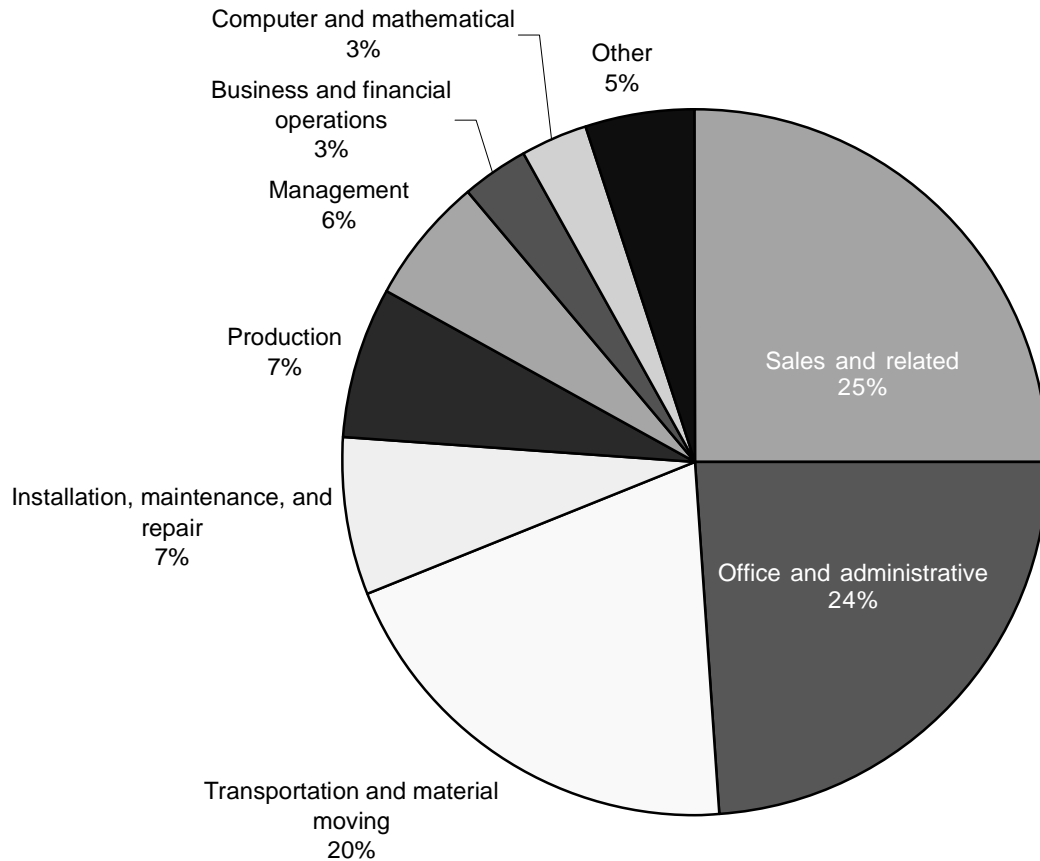
- Totalling **694,130 workers**, **carpenters** have the highest employment in the construction sector. This occupation accounts for **10 percent** of construction employment.
- There are 3 three-digit industries within the construction major group: **Construction of buildings, heavy and civil engineering construction**, and **specialty trade contractors**.
- **The specialty trade contractors** industry employs the most workers out of the three more detailed industries within this sector, employing **4,257,400 workers**, **63 percent** of total sector employment.

## Occupations in the manufacturing sector



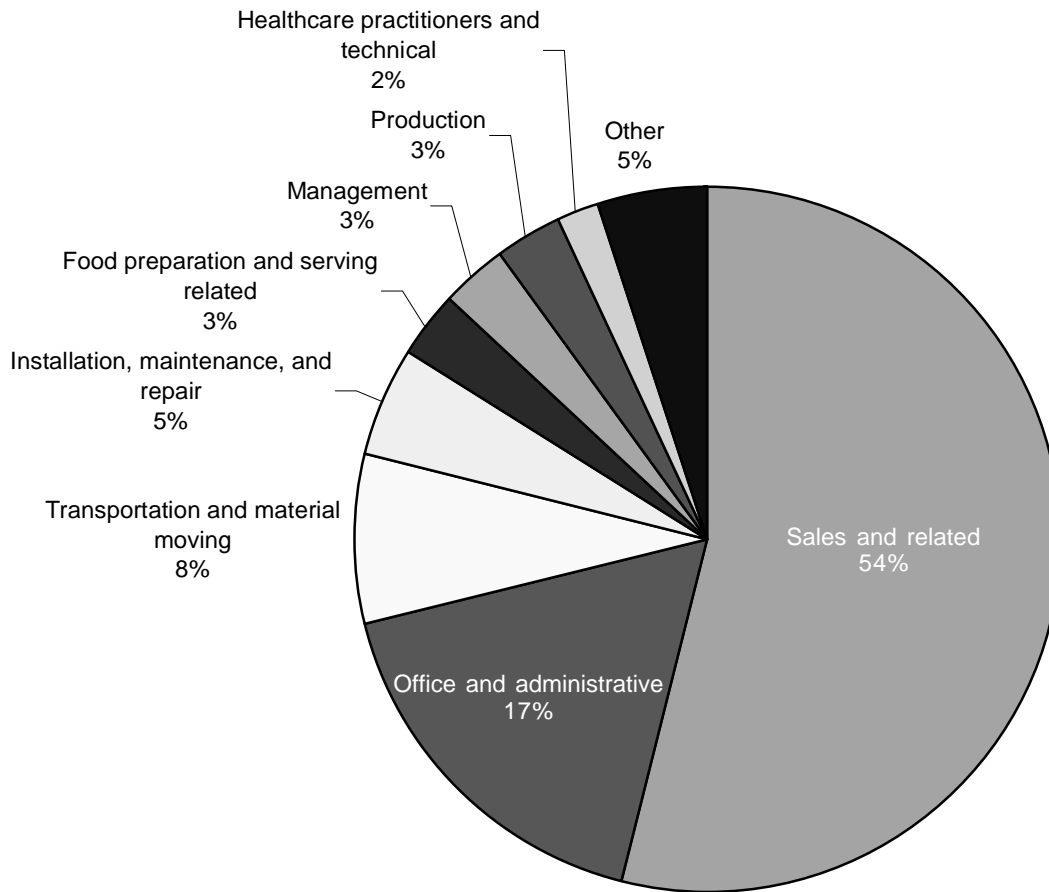
- The manufacturing sector is composed of **3** two-digit industries and **21** three-digit industries.
- The largest three-digit industry in the manufacturing sector is **transportation equipment manufacturing**. With **1,793,900 employees**, this industry accounts for about **22 percent** of the primary metal manufacturing industry, and about **12 percent** of total sector employment.
- **Team assemblers** have the highest employment in this sector. With **922,660 workers**, this occupation accounts for more than **6 percent** of sector employment.

## Occupations in the wholesale trade sector



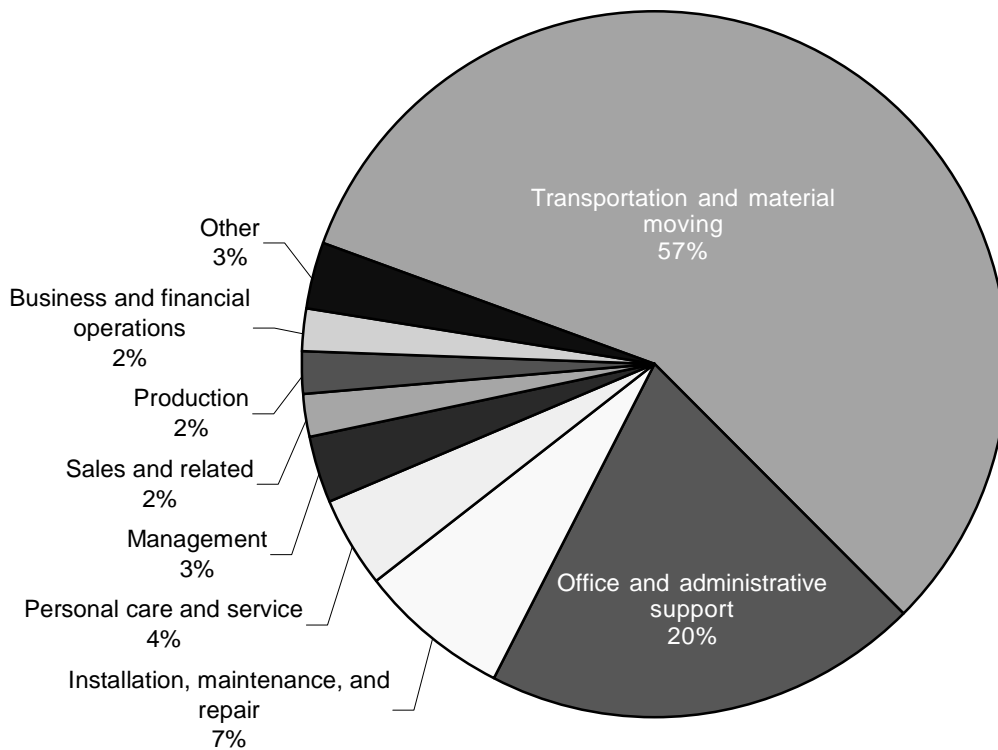
- The wholesale trade sector comprises 3 three-digit industries: **Merchant wholesalers, durable goods**; **merchant wholesalers, nondurable goods**; and **wholesale electronic markets and agents and brokers**.
- Employing **2,945,650 workers**, **merchant wholesalers, durable goods**, is the largest detailed industry, accounting for about **52 percent** of total sector employment.
- **Sales representatives, wholesale and manufacturing, except technical and scientific products**, has the highest employment in the wholesale trade sector. With **812,030 workers**, this occupation accounts for more than **14 percent** of the total sector employment.

## Occupations in the retail trade sector



- Employing more than **15 million workers**, **retail trade** is the largest sector in the United States.
- There are 12 more detailed three-digit industries in the retail trade sector. **Food and beverage stores** and **general merchandise stores** (such as department stores, warehouse-clubs, and supercenters) are the two largest groups in the sector, each accounting for just under **19 percent** of total sector employment.
- Workers in **gasoline stations** earn the lowest wages. The average wage for workers in this industry is **\$9.16 an hour**. **Motor vehicle and parts dealers** are the highest paid workers, averaging **\$17.84 an hour**.
- **Retail salespersons** have the highest employment in the retail trade sector. With an employment of **3,669,360**, this occupation accounts for more than **24 percent** of total sector employment.

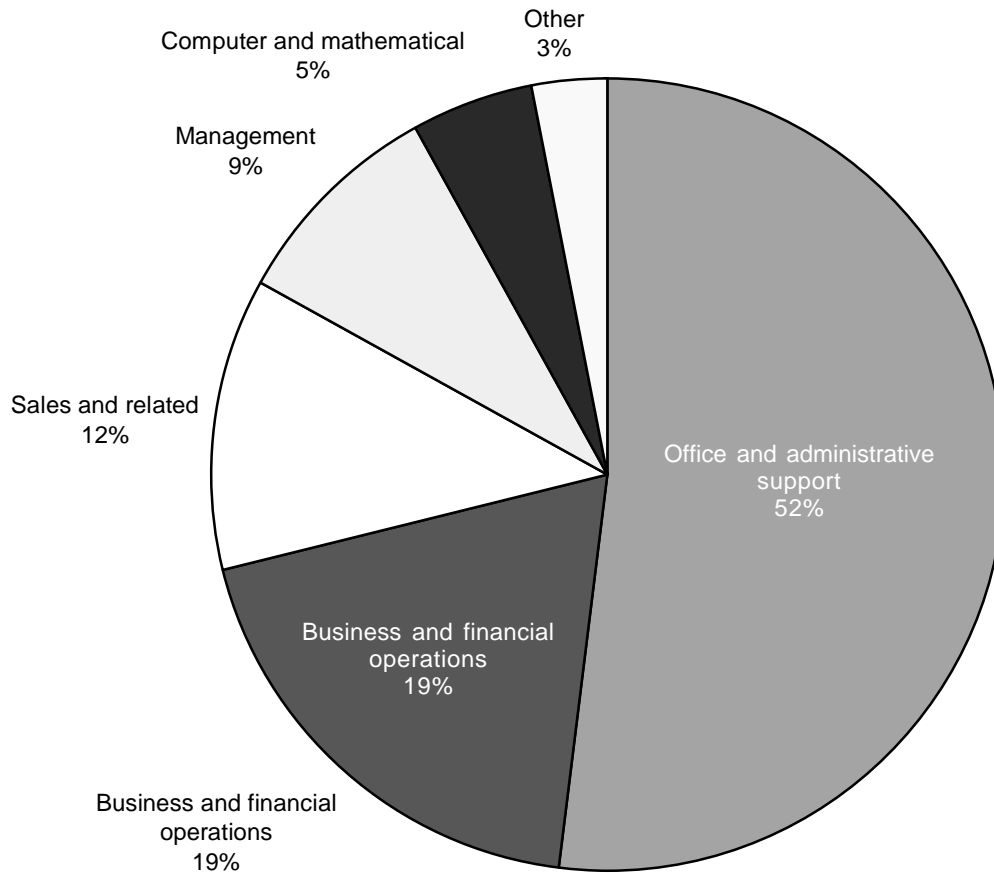
## Occupations in the transportation and warehousing sector



- **Truck drivers, heavy and tractor-trailer**, are the highest employed occupation in the transportation and warehousing sector. With **810,040** truck drivers, this occupation accounts for **19 percent** of total sector employment.
- This sector is composed of 10 three-digit industries. The largest of these smaller industries is **truck transportation** with **1,337,480**, accounting for almost **32 percent** of total sector employment.
- **Air transportation** workers and **pipeline transportation** workers are the highest paid in the sector, earning an average of **\$26.02 per hour** and **\$25.75 per hour** respectively.

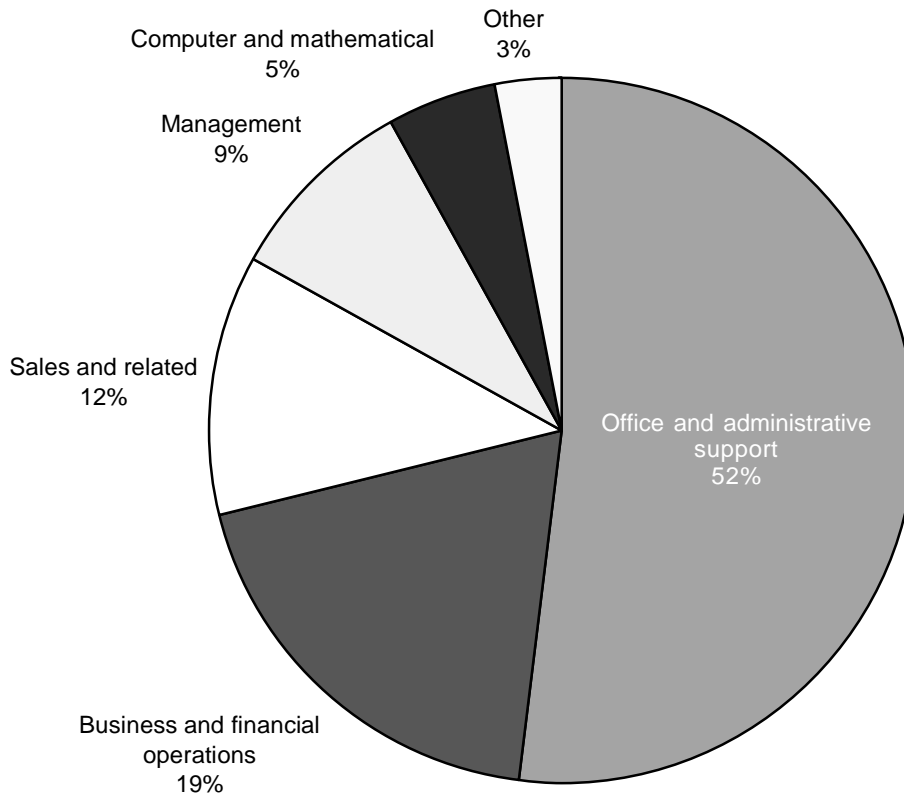


## Occupations in the information sector



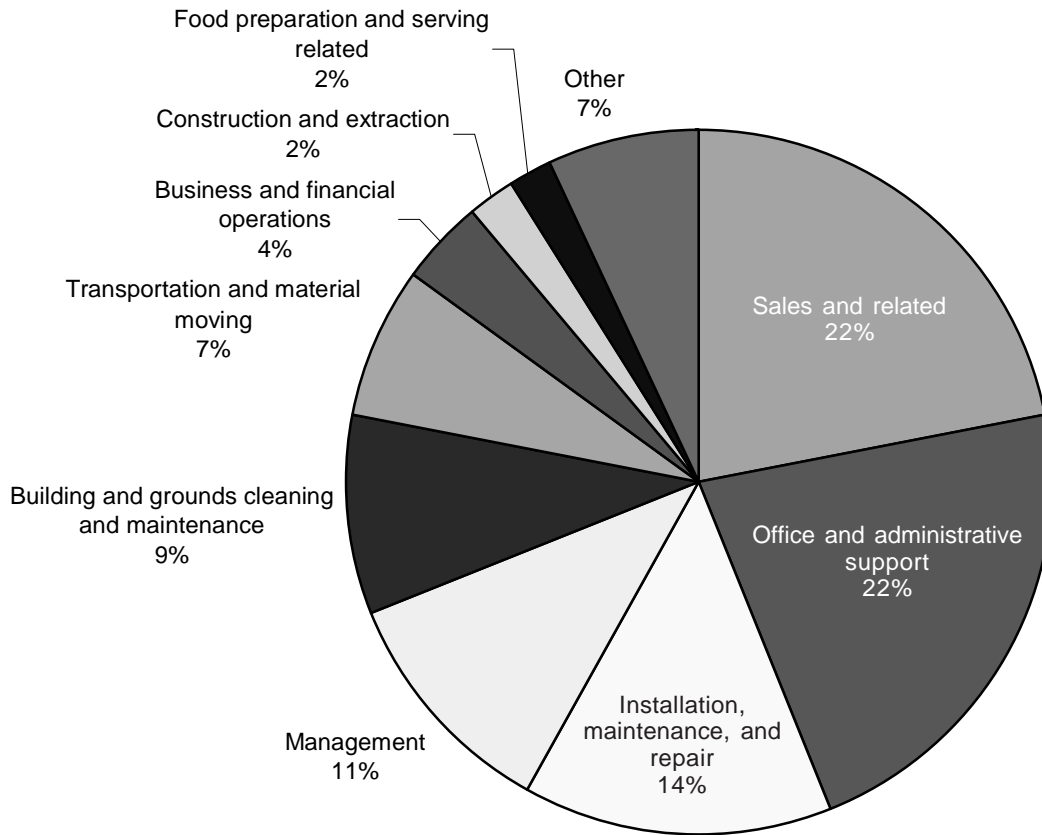
- In the information sector, **customer service representatives** have the highest employment. With **207,530 workers**, customer service representatives account for more than **6 percent** of total industry employment.
- The information sector comprises 7 three-digit industries. **Telecommunications** is the largest three-digit industry in this sector. Employing **1,100,350 workers**, telecommunications accounts for almost **34 percent** of total sector employment.
- The **Internet publishing and broadcasting** three-digit industry reports the highest mean wage of the sector, with the average employee earning **\$30.13** an hour.

## Occupations in the finance and insurance sector



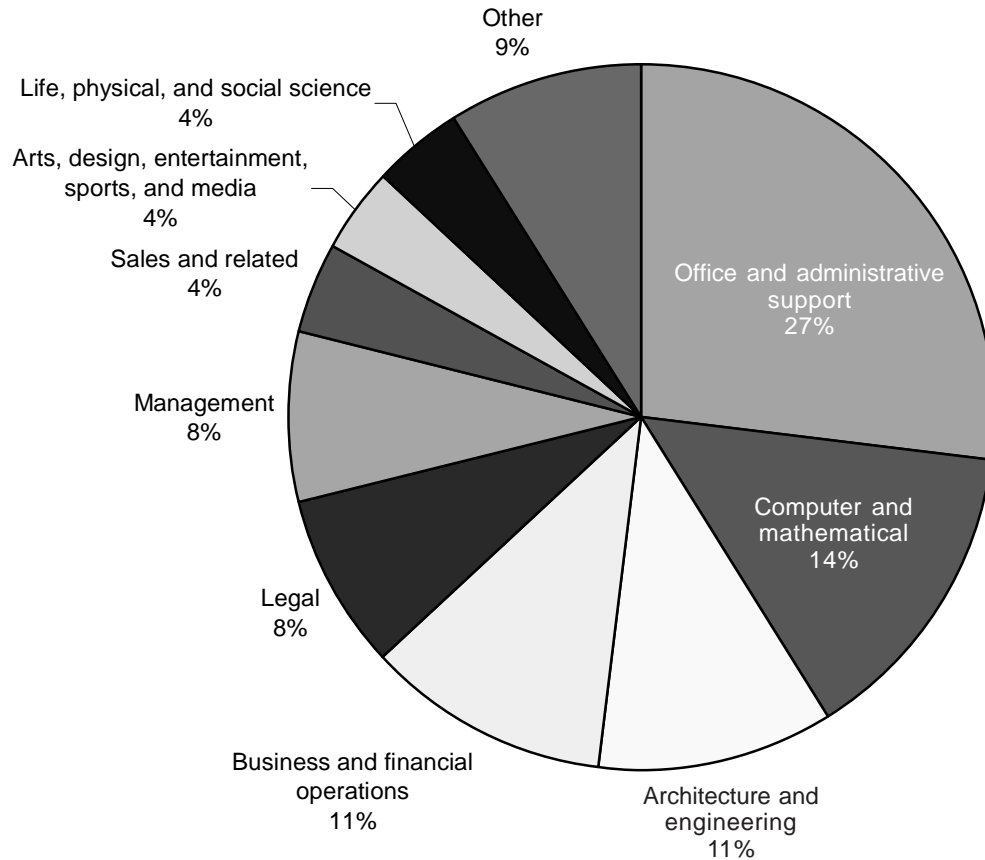
- **Credit intermediation and related activities** is the largest component of the finance and insurance sector. Employing **2,748,490 workers**, this more detailed industry accounts for about **48 percent** of total sector employment. With **21,870**, or **0.4 percent**, the **monetary authorities—central bank** occupation accounts for the smallest share of sector employment.
- Employees of the **securities, commodity contracts, and other financial investments and related activities** industry are the highest paid in the finance and insurance sector, with an average wage of **\$33.38**.
- **Tellers** have the highest employment in this sector, numbering **518,980**, around **9 percent** of total sector employment.

## Occupations in the real estate and rental and leasing sector



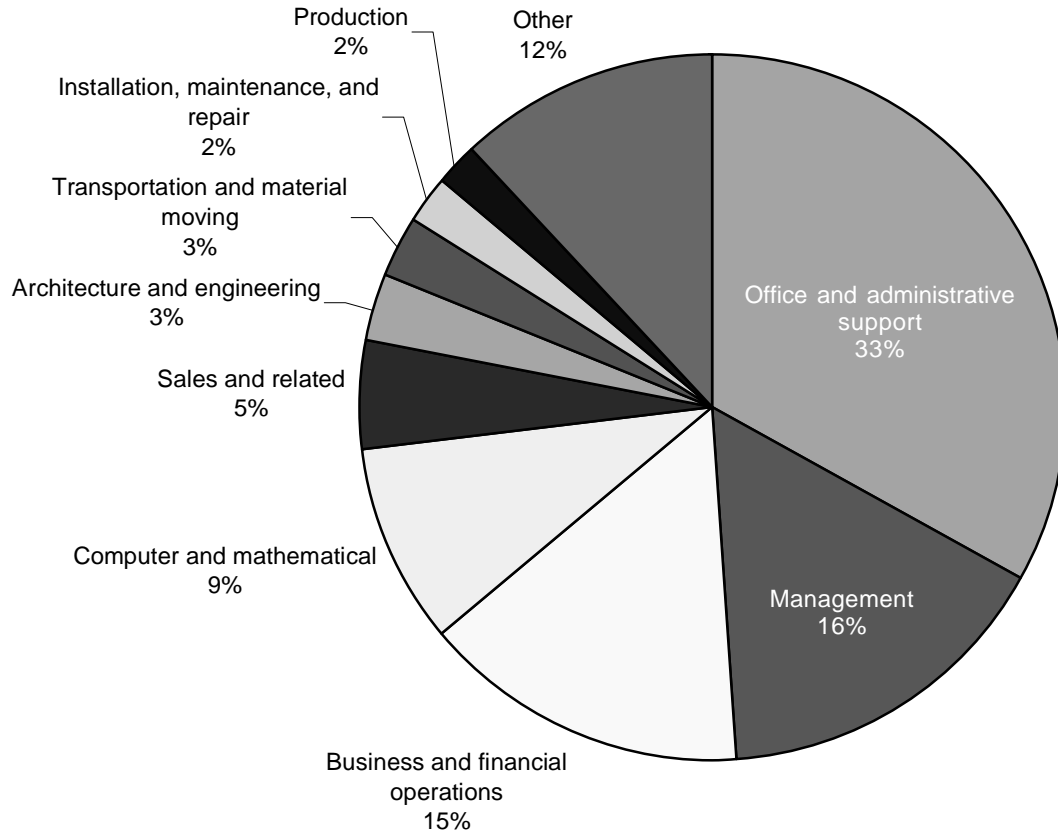
- This sector comprises 3 three-digit industries: **Real estate, rental and leasing services**, and **lessors of nonfinancial intangible assets (except copyrighted works)**. Of these industries, **real estate** is the largest, employing **1,370,150 workers** or about **67 percent** of total sector employment.
- **Lessors of nonfinancial intangible assets (except copyrighted works)** is the highest earning of the three more detailed industries. The average worker's salary in that industry is **\$25.75**.
- **Maintenance and repair workers, general**, employing **204,730 workers**, is the largest occupation in the real estate and rental and leasing sector.

## Occupations in the professional, scientific, and technical services sector



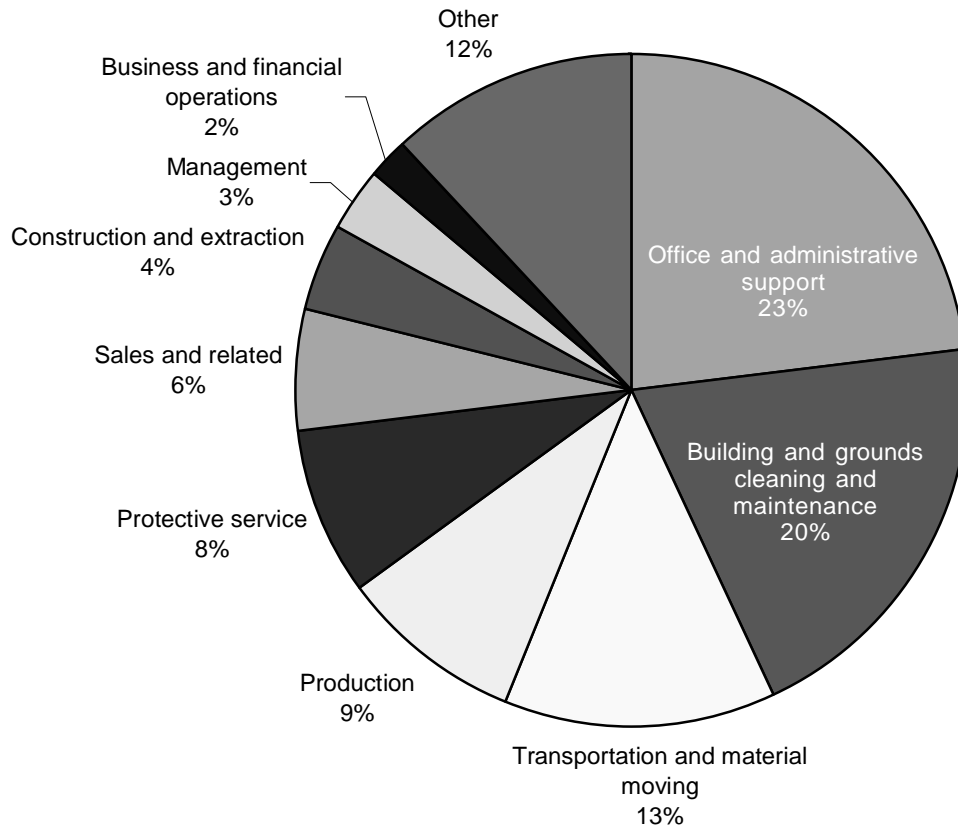
- There are **9** detailed four-digit industries within this industry sector. **Architectural, engineering, and related services** is the largest, employing **1,229,970 workers** or about **18.5 percent** of total sector employment.
- The average wage of workers in this sector is **\$27.08 an hour**. The mean wages in this sector range from **\$7.53** for **hand sewers** and **\$6.40** for **service station attendants** to **\$77.31** for **chief executives** and **\$62.78** for **family and general practitioners**.
- **Lawyers** are the most common occupation in this sector. With **353,440** lawyers, this occupation alone accounts for more than **5 percent** of the total sector employment.

## Occupations in the management of companies and enterprises sector



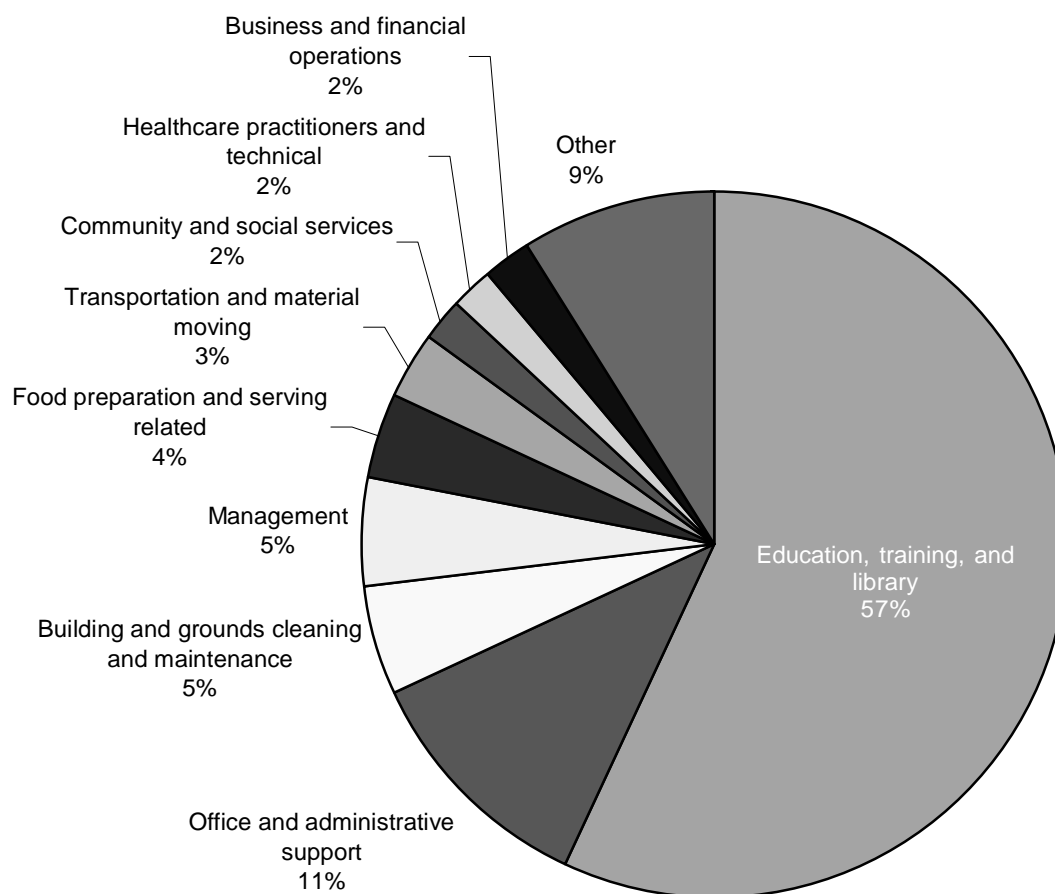
- **Customer service representatives** is the largest occupation in this sector. With **66,140 workers**, this occupation accounts for almost **4 percent** of sector employment. The mean wage of workers in this sector is **\$14.21 an hour**.
- This sector is made up of **offices of bank holding companies; offices of other holding companies; and corporate, subsidiary, and regional managing offices**.
- The mean wage for workers in the sector is **\$25.50 an hour**. **Surgeons** are the highest paid occupation, earning an average of **\$86.73 an hour**. **Cooks, fast food** are the lowest paid, earning an average of only **\$6.70 an hour**.

## Occupations in the administrative and support services and waste management and remediation services sector



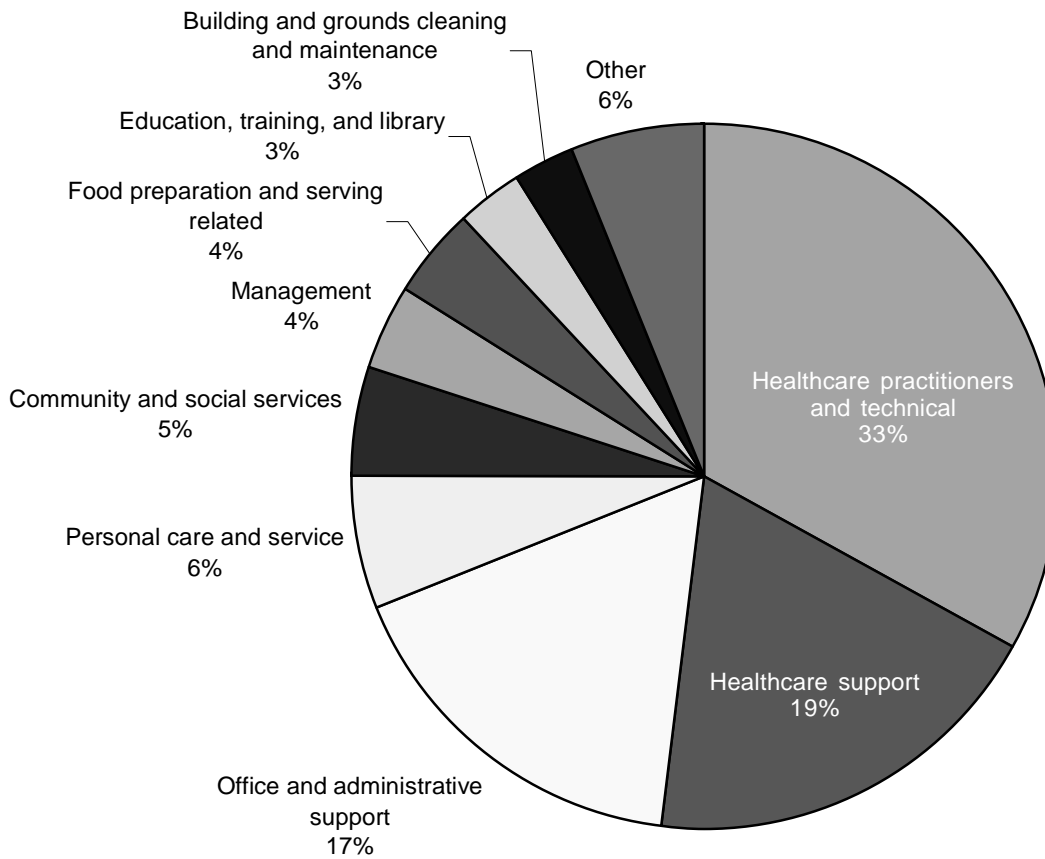
- This sector is made up of 2 three-digit industries and 11 four-digit industries. **Employment services** is the largest four-digit industry, employing **3,298,700 workers**, about **43 percent** of total sector employment.
- Workers in the **office administrative service** industry earn the highest wages in this sector. Workers in this four-digit industry average **\$23.09 an hour**.
- With an employment of **728,320**, **janitors and cleaners, except maids and housekeeping cleaners**, have the highest employment in this sector—about **9 percent** of total sector employment.

## Occupations in the education services sector



- **Elementary and secondary schools** is the largest four-digit industry, with **8,109,380 workers**. **Educational support services** is the smallest four-digit industry, employing **71,720 workers**.
- **Elementary school teachers, except special education** is the occupation with the highest employment in this sector. At **1,414,730** teachers, this occupational code accounts for **almost 12 percent** of sector employment.
- The highest paid occupation in this sector is **obstetricians and gynecologists**, averaging **\$62.83 an hour**. These workers are employed in colleges, universities, and professional schools, including medical schools.
- The lowest paid are **transportation attendants, except flight attendants and baggage porters**, averaging **\$7.72 an hour**. The highest paid education, training, and library occupation is **law teachers, postsecondary**, earning on average **\$91,420 a year**.

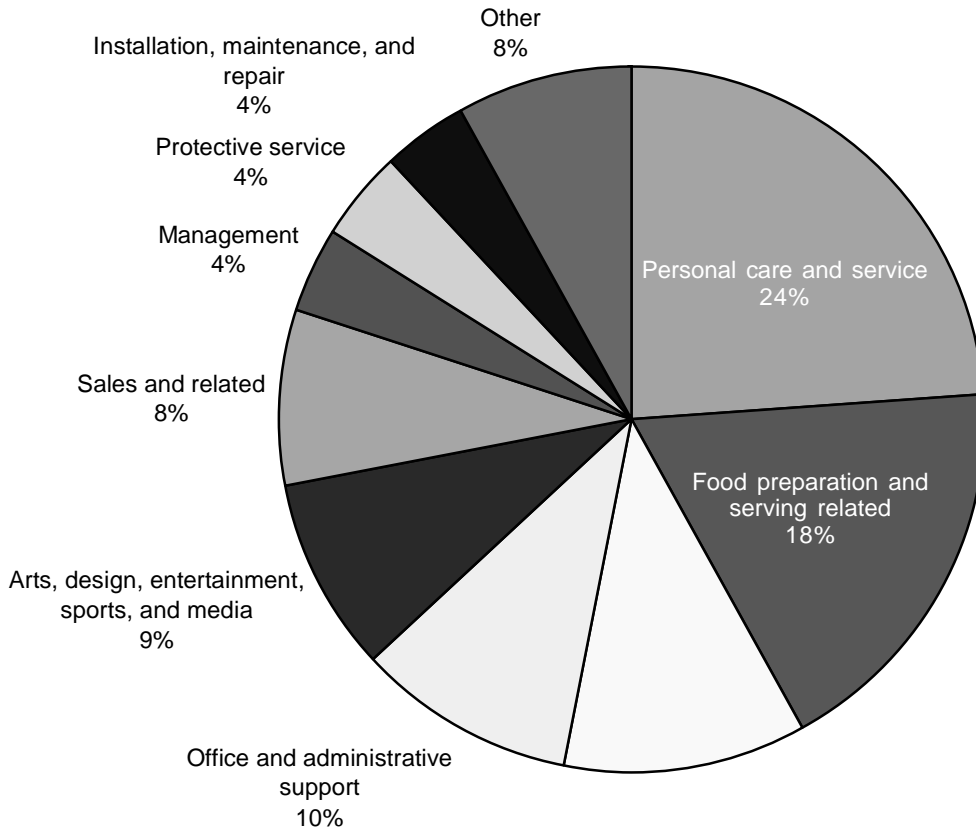
## Occupations in the healthcare and social assistance sector



- This sector comprises 4 three-digit industries: **Ambulatory healthcare services, hospitals, nursing and residential facilities**, and **social assistance**. Employing **5,133,220**, **hospitals** are the largest more detailed industry, accounting for about **35 percent** of sector employment.
- With a mean wage of **\$21.96**, workers in the **ambulatory healthcare services** industry have higher mean wages than do workers in the other 3 three-digit industries.
- With an employment of **1,918,310**, **registered nurses** is the largest occupation in this sector.

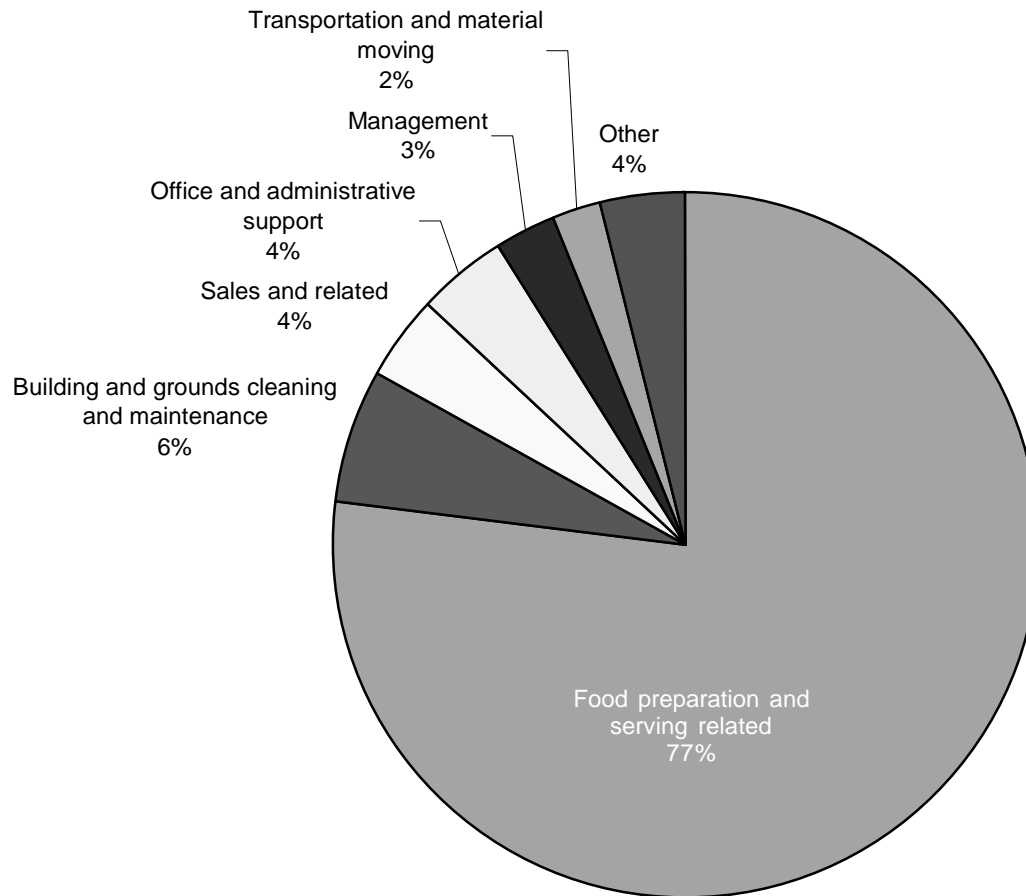


## Occupations in the arts, entertainment, and recreation sector



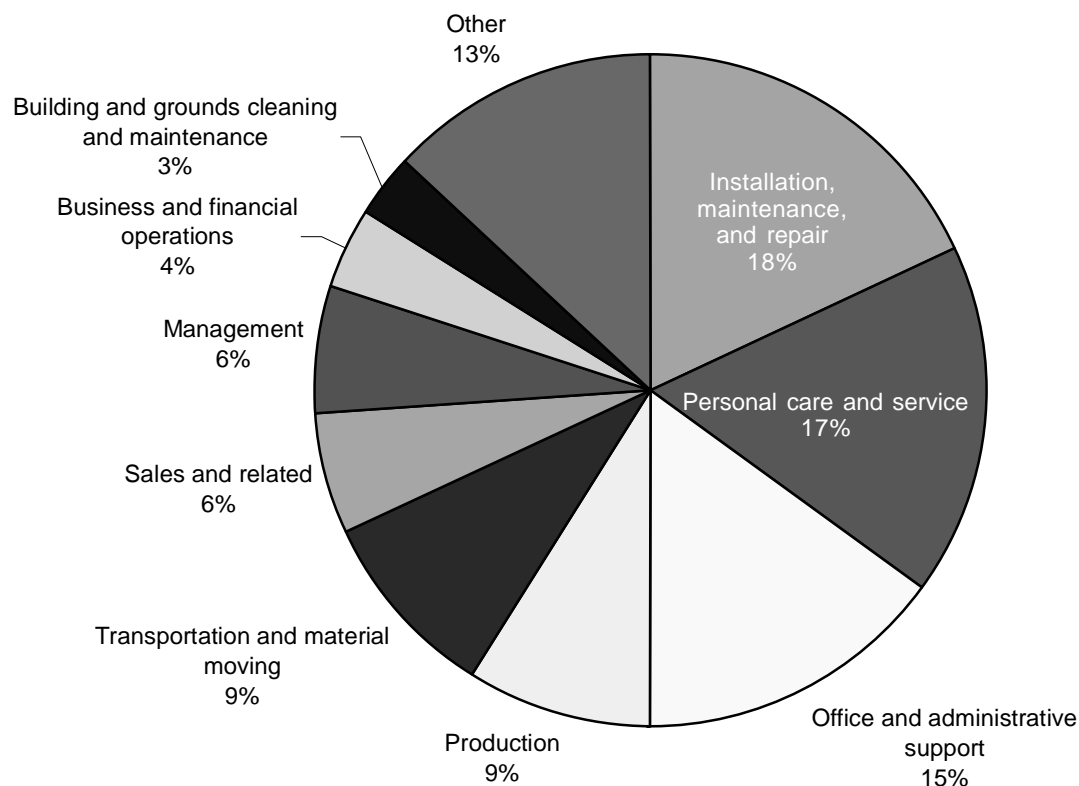
- This sector comprises 3 three-digit industries: **Performing arts, spectator sports, and related industries; museums, historical sites, and similar institutions; and amusement, gambling, and recreation.**
- **Amusement, gambling, and recreation** industries account for **72 percent** of the sector, with **1,292,100 workers**. Earning an average of **\$17.96 an hour**, workers in the **performing arts, spectator sports, and related** industries are the highest paid workers in this sector.
- **Amusement and recreation attendants** have the highest employment in this sector. With **149,450** attendants, this occupation accounts for about **8 percent** of sector employment.

## Occupations in the accommodation and food service sector



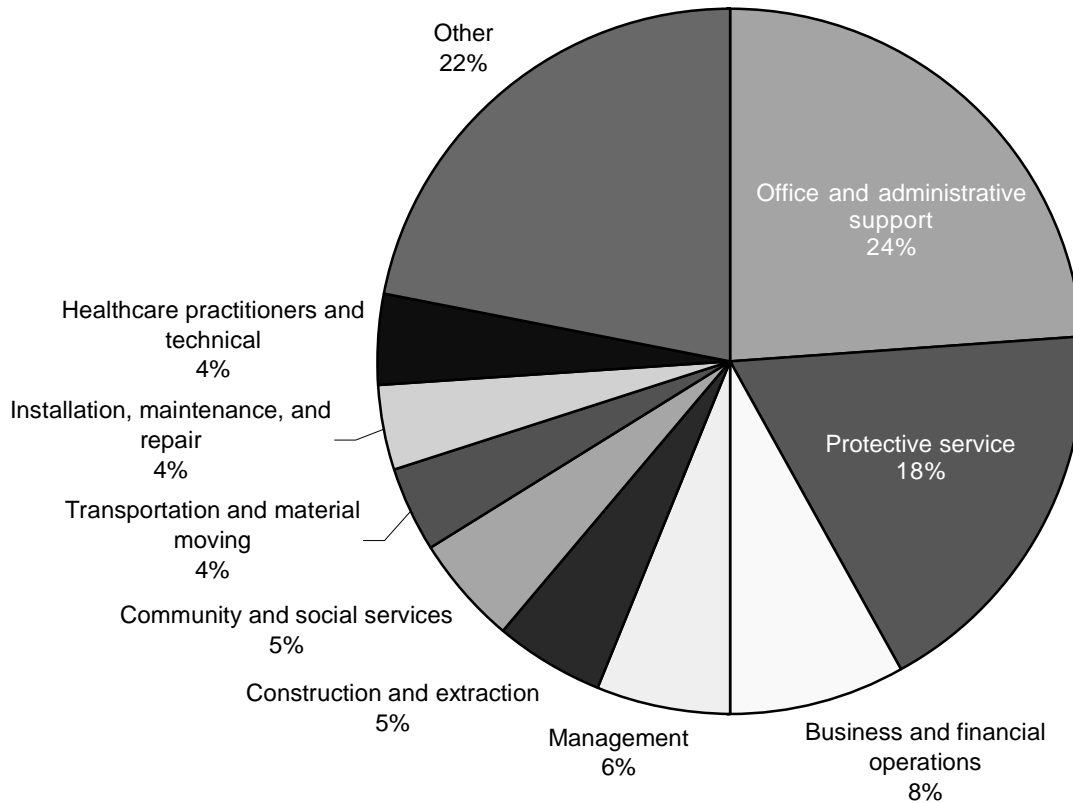
- This sector is made up of 2 three-digit industries: **Accommodation**, and **food services and drinking places**. The **food services and drinking places** industry is much larger than the accommodation industry: the former has **8,576,020** employees, and the latter employs **1,752,800**.
- Within the food services and drinking places industry, the largest detailed industry is **full-service restaurants**, employing **4,060,200 workers** or **47 percent** of total sector employment.
- **Waiters and waitresses** have the highest employment in this sector. Numbering **1,939,810**, waiters and waitresses account for almost **19 percent** of total sector employment.

## Occupations in the other services (except public administration) sector



- OES produces estimates for 3 three-digit industries in this sector: **Repair and maintenance; personal and laundry services; religious, grantmaking, civic, professional, and similar organizations.**
- Employment is fairly evenly split among the 3 three-digit industries, which account for roughly **32.5 percent**, **33.5 percent**, and **34 percent** of sector employment respectively.
- **Hairdressers, hairstylists, and cosmetologists** have the highest employment, with **301,400 workers**—almost **8 percent** of sector employment. Almost all of these workers are in the **personal care services industry.**

## Occupations in the government sector



- The government sector is made up of **Federal Government, State government, and local government**. With **over 5 million** employees, **local government** is the largest component of this sector. **Federal** and **State Governments** are similar in size, employing **2,608,390** and **2,227,250** respectively.
- With an employment of **599,820**, **police and sheriff's patrol officers** is the largest occupation in the sector. Almost all of these **528,460 workers** are employed by **local government**, making it also the largest occupation in local government.
- **Correctional officers and jailers** have the highest employment in **State government**, accounting for more than **10 percent** of state employees.
- Accounting for almost **1 in every 10** Federal employees, **postal service mail sorters, processors, and processing machine operators** have the highest employment in the Federal Government.