

NATIONAL INSTITUTE ON AGING  
AGED MUTANT MOUSE  
CONTRACT AT TACONIC  
ROUTINE HEALTH MONITORING  
RESULTS RECEIVED DURING THE PERIOD OF:

APRIL 1, 2007 through SEPTEMBER 28, 2007

BARRIER LOCATIONS:

I00301

I01503

ANIMAL MODELS INCLUDE:

Line 000317

Line 000322

Line 000324

Line 003623

Line 007204

Sentinels (C3H)


Results are listed most recent first

**Taconic**

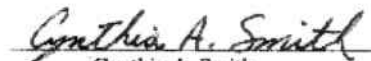
Accession Number: 74493  
Site Location: Germantown, NY  
Health Report Group: IBU15  
Species: Mouse (2)  
Services Performed: IHMS-2S-M

Date Received: 08/28/2007  
Date Completed: 08/30/2007  
Locations in HRG: 101503

Target Organism	Test Method	Results	Footnote
<b>Viruses</b>			
Mouse Hepatitis Virus (MHV )	ELISA	0/2	
Mouse Minute [parvo] Virus (MMV )	ELISA	0/2	
Mouse Parvovirus (MPV1/2 )	ELISA	0/2	
Epizootic Diarrhea of Infant Mice (EDIM )	ELISA	0/2	

  
Steven M. Stiefel, DVM  
Sr. Scientist Pathology

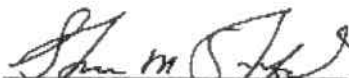
Reviewed by:

  
Cynthia A. Smith  
Sr. Specialist, Administration

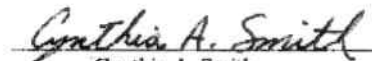
Accession Number: 74308  
Site Location: Germantown, NY  
Health Report Group: IBU3  
Species: Mouse (4)

Date Received: 08/21/2007  
Date Completed: 08/29/2007  
Locations in HRG: 100301

Target Organism	Test Method	Results	Footnote
<b>Parasites</b>			
Syphacia sp.	MICR	0/4	
Trichomonads	MICR	0/4	
<b>Gross Pathology</b>			
Necropsy findings		0/4	

  
Steven M. Stiefel, DVM  
Sr. Scientist Pathology

Reviewed by:

  
Cynthia A. Smith  
Sr. Specialist, Administration

Accession Number: 74308  
 Site Location: Germantown, NY  
 Health Report Group: IBU3  
 Species: Mouse (4)  
 Services Performed: IHMS-6M

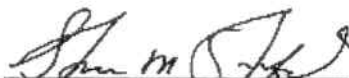
Date Received: 08/21/2007  
 Date Completed: 08/29/2007  
 Locations in HRG: I00301

Target Organism	Test Method	Results	Footnote
<b>Viruses</b>			
Mouse Hepatitis Virus (MHV )	ELISA	0/4	
Mouse Minute [parvo] Virus (MMV )	ELISA	0/4	
Mouse Parvovirus (MPV1/2 )	ELISA	0/4	
Epizootic Diarrhea of Infant Mice (EDIM )	ELISA	0/4	
Theiler's Meningoencephalomyelitis Virus Group (GD7 )	ELISA	0/4	
Pneumonia Virus of Mice (PVM )	ELISA	0/4	
Sendai Virus (SEN )	ELISA	0/4	
<b>Bacteria, mycoplasma, fungi</b>			
Beta hemolytic Streptococcus	CULT	0/4	
Bordetella bronchiseptica	CULT	0/4	
Citrobacter rodentium	CULT	0/4	
Clostridium piliforme (CPIL )	ELISA	0/4	
Corynebacterium kutscheri	CULT	0/4	
Klebsiella oxytoca	CULT	0/4	
Klebsiella pneumoniae	CULT	0/4	
Mycoplasma pulmonis (MYCO )	ELISA	0/4	
Pasteurella pneumotropica	CULT	0/4	
Other Pasteurella sp.	CULT	0/4	
Pseudomonas aeruginosa	CULT	0/4	
Salmonella sp.	CULT	0/4	
Staphylococcus aureus	CULT	0/4	
Streptobacillus moniliformis	PCR	0/4	
Streptococcus pneumoniae	CULT	0/4	
<b>Parasites</b>			
Aspicularis sp.	MICR	0/4	
Eimeria sp.	FLOT	0/4	
Entamoeba muris	MICR	0/4	
Giardia muris	MICR	0/4	
Hymenolepis sp.	FLOT	0/4	
Liponyssus sp.	MICR	0/4	
Myobia sp.	MICR	0/4	
Myocoptes sp.	MICR	0/4	
Notoedres sp.	MICR	0/4	
Polyplax sp.	MICR	0/4	
Psorergates sp.	MICR	0/4	
Rodentolepis nana	FLOT	0/4	
Radfordia sp.	MICR	0/4	
Spiroplasma sp.	MICR	0/4	


Accession Number: 74184  
Site Location: Germantown, NY  
Health Report Group: IBU15  
Species: Mouse (3)

Date Received: 08/14/2007  
Date Completed: 08/22/2007  
Locations in HRG: 101503

Target Organism	Test Method	Results	Footnote
<b>Parasites</b>			
Syphacia sp.	MICR	0/3	
Trichomonads	MICR	0/3	
<b>Gross Pathology</b>			
Necropsy findings		0/3	

  
Steven M. Stiefel, DVM  
Sr. Scientist Pathology

Reviewed by:

  
Cynthia A. Smith  
Sr. Specialist, Administration

Accession Number: 74184  
 Site Location: Germantown, NY  
 Health Report Group: IBU15  
 Species: Mouse (3)  
 Services Performed: IHMS-6M


Date Received: 08/14/2007  
 Date Completed: 08/22/2007  
 Locations in HRG: I01503

Target Organism	Test Method	Results	Footnote
<b>Viruses</b>			
Mouse Hepatitis Virus (MHV )	ELISA	0/3	
Mouse Minute [parvo] Virus (MMV )	ELISA	0/3	
Mouse Parvovirus (MPV1/2 )	ELISA	0/3	
Epizootic Diarrhea of Infant Mice (EDIM )	ELISA	0/3	
Theiler's Meningoencephalomyelitis Virus Group (GD7 )	ELISA	0/3	
Pneumonia Virus of Mice (PVM )	ELISA	0/3	
Sendai Virus (SEN )	ELISA	0/3	
<b>Bacteria, mycoplasma, fungi</b>			
Beta hemolytic Streptococcus	CULT	0/3	
Bordetella bronchiseptica	CULT	0/3	
Citrobacter rodentium	CULT	0/3	
Clostridium piliforme (CPIL )	ELISA	0/3	
Corynebacterium kutscheri	CULT	0/3	
Klebsiella oxytoca	CULT	0/3	
Klebsiella pneumoniae	CULT	0/3	
Mycoplasma pulmonis (MYCO )	ELISA	0/3	
Pasteurella pneumotropica	CULT	0/3	
Other Pasteurella sp.	CULT	0/3	
Pseudomonas aeruginosa	CULT	0/3	
Salmonella sp.	CULT	0/3	
Staphylococcus aureus	CULT	0/3	
Streptobacillus moniliformis	PCR	0/3	
Streptococcus pneumoniae	CULT	0/3	
<b>Parasites</b>			
Aspicularis sp.	MICR	0/3	
Eimeria sp.	FLOT	0/3	
Entamoeba muris	MICR	0/3	
Giardia muris	MICR	0/3	
Hymenolepis sp.	FLOT	0/3	
Liponyssus sp.	MICR	0/3	
Myobia sp.	MICR	0/3	
Myocoptes sp.	MICR	0/3	
Notoedres sp.	MICR	0/3	
Polyplax sp.	MICR	0/3	
Psorergates sp.	MICR	0/3	
Rodentolepis nana	FLOT	0/3	
Radfordia sp.	MICR	0/3	
Spironucleus sp.	MICR	0/3	

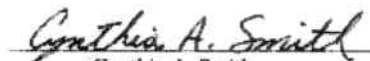
Accession Number: 74067  
Site Location: Germantown, NY  
Health Report Group: IBU3  
Species: Mouse (2)  
Services Performed: IHMS-2S-M

Date Received: 08/07/2007  
Date Completed: 08/08/2007  
Locations in HRG: 100301

Target Organism	Test Method	Results	Footnote
<b>Viruses</b>			
Mouse Hepatitis Virus (MHV )	ELISA	0/2	
Mouse Minute [parvo] Virus (MMV )	ELISA	0/2	
Mouse Parvovirus (MPV1/2 )	ELISA	0/2	
Epizootic Diarrhea of Infant Mice (EDIM )	ELISA	0/2	

  
Steven M. Stiefel, DVM  
Sr. Scientist Pathology

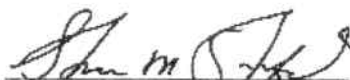
Reviewed by:

  
Cynthia A. Smith  
Sr. Specialist, Administration


Accession Number: 73950  
Site Location: Germantown, NY  
Health Report Group: IBU15  
Species: Mouse (2)  
Services Performed: IHMS-2S-M

Date Received: 07/31/2007  
Date Completed: 08/02/2007  
Locations in HRG: 101503

Target Organism	Test Method	Results	Footnote
<b>Viruses</b>			
Mouse Hepatitis Virus (MHV )	ELISA	0/2	
Mouse Minute [parvo] Virus (MMV )	ELISA	0/2	
Mouse Parvovirus (MPV1/2 )	ELISA	0/2	
Epizootic Diarrhea of Infant Mice (EDIM )	ELISA	0/2	

  
Steven M. Stiefel, DVM  
Sr. Scientist Pathology

Reviewed by:

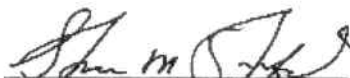
  
Cynthia A. Smith  
Sr. Specialist, Administration




Accession Number: 73816  
 Site Location: Germantown, NY  
 Health Report Group: IBU3  
 Species: Mouse (2)  
 Services Performed: IHMS-2S-M

Date Received: 07/24/2007  
 Date Completed: 07/30/2007  
 Locations in HRG: I00301

Target Organism	Test Method	Results	Footnote
<b>Viruses</b>			
Mouse Hepatitis Virus (MHV )	ELISA	0/2	
Mouse Minute [parvo] Virus (MMV )	ELISA	0/2	
Mouse Parvovirus (MPV1/2 )	ELISA	0/2	
Epizootic Diarrhea of Infant Mice (EDIM )	ELISA	0/2	

  
 Steven M. Stiebel, DVM  
 Sr. Scientist Pathology

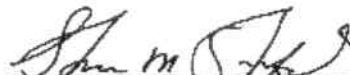
Reviewed by:

  
 Geneva M. Turnini  
 Sr. Administrator, QA


Accession Number: 73676  
Site Location: Germantown, NY  
Health Report Group: IBU15  
Species: Mouse (2)  
Services Performed: IHMS-2S-M

Date Received: 07/17/2007  
Date Completed: 07/24/2007  
Locations in HRG: I01503

Target Organism	Test Method	Results	Footnote
<b>Viruses</b>			
Mouse Hepatitis Virus (MHV )	ELISA	0/2	
Mouse Minute [parvo] Virus (MMV )	ELISA	0/2	
Mouse Parvovirus (MPV1/2 )	ELISA	0/2	
Epizootic Diarrhea of Infant Mice (EDIM )	ELISA	0/2	

  
Steven M. Stiefel, DVM  
Sr. Scientist Pathology

Reviewed by:

  
Geneva M. Turnini  
Sr. Administrator, QA

Accession Number: 73502  
 Site Location: Germantown, NY  
 Health Report Group: IBU3  
 Species: Mouse (4)  
 Services Performed: IHMS-26M


Date Received: 07/10/2007  
 Date Completed: 07/30/2007  
 Locations in HRG: I00301

Target Organism	Test Method	Results	Footnote
<b>Viruses</b>			
Mouse Hepatitis Virus (MHV )	ELISA	0/4	
Mouse Minute [parvo] Virus (MMV )	ELISA	0/4	
Mouse Parvovirus (MPV1/2 )	ELISA	0/4	
Epizootic Diarrhea of Infant Mice (EDIM )	ELISA	0/4	
Theiler's Meningoencephalomyelitis Virus Group (GD7 )	ELISA	0/4	
Pneumonia Virus of Mice (PVM )	ELISA	0/4	
Sendai Virus (SEN )	ELISA	0/4	
Lymphocytic Chroiomeningitis Virus (LCM )	ELISA	0/4	
Ectromelia Virus (ECTR )	ELISA	0/4	
Hantaan Virus (HAN )	ELISA	0/4	
Mouse Adenovirus (MAV1 )	ELISA	0/4	
Mouse Adenovirus (MAV2 )	ELISA	0/4	
Mouse Cytomegalovirus (MCMV )	ELISA	0/4	
Respiratory Enteric Orphan III (REO3 )	ELISA	0/4	
Mouse Norovirus (MNV )	MFI	0/4	
<b>Bacteria, mycoplasma, fungi</b>			
Beta hemolytic Streptococcus	CULT	0/4	
Bordetella bronchiseptica	CULT	0/4	
Citrobacter rodentium	CULT	0/4	
Clostridium piliforme (CPIL )	ELISA	0/4	
Corynebacterium kutscheri	CULT	0/4	
Klebsiella oxytoca	CULT	0/4	
Klebsiella pneumoniae	CULT	0/4	
Mycoplasma pulmonis (MYCO )	ELISA	0/4	
Pasteurella pneumotropica	CULT	0/4	
Other Pasteurella sp.	CULT	0/4	
Pseudomonas aeruginosa	CULT	0/4	
Salmonella sp.	CULT	0/4	
Staphylococcus aureus	CULT	0/4	
Streptobacillus moniliformis	PCR	0/4	
Streptococcus pneumoniae	CULT	0/4	
CAR Bacillus (CARB )	ELISA	0/4	
Helicobacter species	PCR	0/4	
Pneumocystis murina	PCR	0/4	
<b>Parasites</b>			
Aspicularis sp.	MICR	0/4	
Eimeria sp.	FLOT	0/4	
Entabmoeba muris	MICR	0/4	

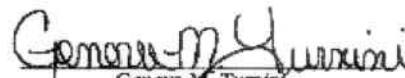
Accession Number: 73502  
 Site Location: Germantown, NY  
 Health Report Group: IBU3  
 Species: Mouse (4)

Date Received: 07/10/2007  
 Date Completed: 07/30/2007  
 Locations in HRG: 100301

Target Organism	Test Method	Results	Footnote
<b>Parasites</b>			
Giardia muris	MICR	0/4	
Hymenolepis sp.	FLOT	0/4	
Liponyssus sp.	MICR	0/4	
Myobia sp.	MICR	0/4	
Myocoptes sp.	MICR	0/4	
Notoedres sp.	MICR	0/4	
Polyplax sp.	MICR	0/4	
Psorergates sp.	MICR	0/4	
Rodentolepis nana	FLOT	0/4	
Radfordia sp.	MICR	0/4	
Spironucleus sp.	MICR	0/4	
Syphacia sp.	MICR	0/4	
Trichomonads	MICR	0/4	
Klossiella muris	HIST	0/4	
<b>Histopathology</b>			
Ileum	HIST	0/4	
Kidney	HIST	0/4	
Liver	HIST	0/4	
Lung	HIST	0/4	
<b>Gross Pathology</b>			
Necropsy findings		0/4	

  
 Steven M. Stiefel, DVM  
 Sr. Scientist Pathology

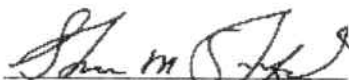
Reviewed by:

  
 Geneva M. Turnini  
 Sr. Administrator, QA


Accession Number: 73441  
Site Location: Germantown, NY  
Health Report Group: IBU15  
Species: Mouse (2)  
Services Performed: IHMS-2S-M

Date Received: 07/03/2007  
Date Completed: 07/10/2007  
Locations in HRG: I01503

Target Organism	Test Method	Results	Footnote
<b>Viruses</b>			
Mouse Hepatitis Virus (MHV )	ELISA	0/2	
Mouse Minute [parvo] Virus (MMV )	ELISA	0/2	
Mouse Parvovirus (MPV1/2 )	ELISA	0/2	
Epizootic Diarrhea of Infant Mice (EDIM )	ELISA	0/2	

  
Steven M. Stiefel, DVM  
Sr. Scientist Pathology

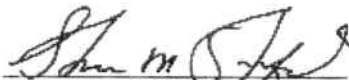
Reviewed by:

  
Geneva M. Turnini  
Sr. Administrator, QA


Accession Number: 73290  
Site Location: Germantown, NY  
Health Report Group: IBU3  
Species: Mouse (2)  
Services Performed: IHMS-2S-M

Date Received: 06/26/2007  
Date Completed: 07/02/2007  
Locations in HRG: 100301

Target Organism	Test Method	Results	Footnote
<b>Viruses</b>			
Mouse Hepatitis Virus (MHV )	ELISA	0/2	
Mouse Minute [parvo] Virus (MMV )	ELISA	0/2	
Mouse Parvovirus (MPV1/2 )	ELISA	0/2	
Epizootic Diarrhea of Infant Mice (EDIM )	ELISA	0/2	

  
Steven M. Stiefel, DVM  
Sr. Scientist Pathology

Reviewed by:

  
Cynthia A. Smith  
Sr. Specialist, Administration

Accession Number: 73116  
 Site Location: Germantown, NY  
 Health Report Group: IBU15  
 Species: Mouse (3)  
 Services Performed: IHMS-52M

Date Received: 06/19/2007  
 Date Completed: 07/05/2007  
 Locations in HRG: I01503

Target Organism	Test Method	Results	Footnote
<b>Viruses</b>			
Mouse Hepatitis Virus (MHV )	ELISA	0/3	
Mouse Minute [parvo] Virus (MMV )	ELISA	0/3	
Mouse Parvovirus (MPV1/2 )	ELISA	0/3	
Epizootic Diarrhea of Infant Mice (EDIM )	ELISA	0/3	
Theiler's Meningoencephalomyelitis Virus Group (GD7 )	ELISA	0/3	
Pneumonia Virus of Mice (PVM )	ELISA	0/3	
Sendai Virus (SEN )	ELISA	0/3	
Lymphocytic Choriomeningitis Virus (LCM )	ELISA	0/3	
Ectromelia Virus (ECTR )	ELISA	0/3	
Hantaan Virus (HAN )	ELISA	0/3	
Mouse Adenovirus (MAV1 )	ELISA	0/3	
Mouse Adenovirus (MAV2 )	ELISA	0/3	
Mouse Cytomegalovirus (MCMV )	ELISA	0/3	
Respiratory Enteric Orphan III (REO3 )	ELISA	0/3	
K Virus (KV )	ELISA	0/3	
Lactate Dehydrogenase Elevating Virus (LDHV )	CHEM	0/3	
Mouse Norovirus (MNV )	MFI	0/3	
Polyoma Virus (POLY )	ELISA	0/3	
Mouse Thymic Virus (MTV )	IFA	0/3	
<b>Bacteria, mycoplasma, fungi</b>			
Clostridium piliforme (CPIL )	IFA	0/1	
Beta hemolytic Streptococcus	CULT	0/3	
Bordetella bronchiseptica	CULT	0/3	
Citrobacter rodentium	CULT	0/3	
Clostridium piliforme (CPIL )	ELISA	1/3	*
Corynebacterium kutscheri	CULT	0/3	
Klebsiella oxytoca	CULT	0/3	
Klebsiella pneumoniae	CULT	0/3	
Mycoplasma pulmonis (MYCO )	ELISA	0/3	
Pasteurella pneumotropica	CULT	0/3	
Other Pasteurella sp.	CULT	0/3	
Pseudomonas aeruginosa	CULT	0/3	
Salmonella sp.	CULT	0/3	
Staphylococcus aureus	CULT	0/3	
Streptobacillus moniliformis	PCR	0/3	
Streptococcus pneumoniae	CULT	0/3	
CAR Bacillus (CARB )	ELISA	0/3	
Helicobacter species	PCR	0/3	


Accession Number: 73116  
 Site Location: Germantown, NY  
 Health Report Group: IBU15  
 Species: Mouse (3)

Date Received: 06/19/2007  
 Date Completed: 07/05/2007  
 Locations in HRG: 101503

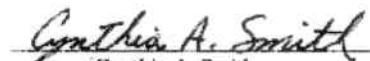
Target Organism	Test Method	Results	Footnote
<b>Bacteria, mycoplasma, fungi</b>			
Pneumocystis murina	PCR	0/3	
<b>Parasites</b>			
Aspicularis sp.	MICR	0/3	
Eimeria sp.	FLOT	0/3	
Entabmoeba muris	MICR	0/3	
Giardia muris	MICR	0/3	
Hymenolepis sp.	FLOT	0/3	
Liponyssus sp.	MICR	0/3	
Myobia sp.	MICR	0/3	
Myocoptes sp.	MICR	0/3	
Notoedres sp.	MICR	0/3	
Polyplax sp.	MICR	0/3	
Psorergates sp.	MICR	0/3	
Rodentolepis nana	FLOT	0/3	
Radfordia sp.	MICR	0/3	
Spironucleus sp.	MICR	0/3	
Syphacia sp.	MICR	0/3	
Trichomonads	MICR	0/3	
Klossiella muris	HIST	0/3	
Encephalitozoon cuniculi (ECUN )	ELISA	0/3	
<b>Histopathology</b>			
Ileum	HIST	0/3	
Kidney	HIST	0/3	
Liver	HIST	0/3	
Lung	HIST	0/3	
<b>Gross Pathology</b>			
Necropsy findings		0/3	

**Footnotes marked with an asterisk (\*):**

Test	Result
CPIL-E	' + '

  
 Steven M. Stiefel, DVM  
 Sr. Scientist Pathology

Reviewed by:

  
 Cynthia A. Smith  
 Sr. Specialist, Administration



Accession Number: 72980  
 Site Location: Germantown, NY  
 Health Report Group: IBU3  
 Species: Mouse (4)  
 Services Performed: IHMS-6M

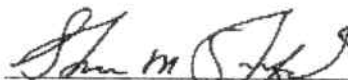
Date Received: 06/12/2007  
 Date Completed: 06/21/2007  
 Locations in HRG: I00301

Target Organism	Test Method	Results	Footnote
<b>Viruses</b>			
Mouse Hepatitis Virus (MHV )	ELISA	0/4	
Mouse Minute [parvo] Virus (MMV )	ELISA	0/4	
Mouse Parvovirus (MPV1/2 )	ELISA	0/4	
Epizootic Diarrhea of Infant Mice (EDIM )	ELISA	0/4	
Theiler's Meningoencephalomyelitis Virus Group (GD7 )	ELISA	0/4	
Pneumonia Virus of Mice (PVM )	ELISA	0/4	
Sendai Virus (SEN )	ELISA	0/4	
<b>Bacteria, mycoplasma, fungi</b>			
Beta hemolytic Streptococcus	CULT	0/4	
Bordetella bronchiseptica	CULT	0/4	
Citrobacter rodentium	CULT	0/4	
Clostridium piliforme (CPIL )	ELISA	0/4	
Corynebacterium kutscheri	CULT	0/4	
Klebsiella oxytoca	CULT	0/4	
Klebsiella pneumoniae	CULT	0/4	
Mycoplasma pulmonis (MYCO )	ELISA	0/4	
Pasteurella pneumotropica	CULT	0/4	
Other Pasteurella sp.	CULT	0/4	
Pseudomonas aeruginosa	CULT	0/4	
Salmonella sp.	CULT	0/4	
Staphylococcus aureus	CULT	0/4	
Streptobacillus moniliformis	PCR	0/4	
Streptococcus pneumoniae	CULT	0/4	
<b>Parasites</b>			
Aspicularis sp.	MICR	0/4	
Eimeria sp.	FLOT	0/4	
Entamoeba muris	MICR	0/4	
Giardia muris	MICR	0/4	
Hymenolepis sp.	FLOT	0/4	
Liponyssus sp.	MICR	0/4	
Myobia sp.	MICR	0/4	
Myocoptes sp.	MICR	0/4	
Notoedres sp.	MICR	0/4	
Polyplax sp.	MICR	0/4	
Psorergates sp.	MICR	0/4	
Rodentolepis nana	FLOT	0/4	
Radfordia sp.	MICR	0/4	
Spirochete sp.	MICR	0/4	

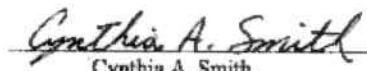
Accession Number: 72980  
 Site Location: Germantown, NY  
 Health Report Group: IBU3  
 Species: Mouse (4)

Date Received: 06/12/2007  
 Date Completed: 06/21/2007  
 Locations in HRG: 100301

Target Organism	Test Method	Results	Footnote
<b>Parasites</b>			
Syphacia sp.	MICR	0/4	
Trichomonads	MICR	0/4	
<b>Gross Pathology</b>			
Necropsy findings		0/4	

  
 Steven M. Stiefel, DVM  
 Sr. Scientist Pathology

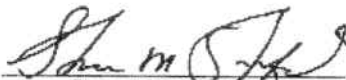
Reviewed by:

  
 Cynthia A. Smith  
 Sr. Specialist, Administration


Accession Number: 72728  
Site Location: Germantown, NY  
Health Report Group: IBU3  
Species: Mouse (2)  
Services Performed: IHMS-2S-M

Date Received: 05/30/2007  
Date Completed: 06/06/2007  
Locations in HRG: 100301

Target Organism	Test Method	Results	Footnote
<b>Viruses</b>			
Mouse Hepatitis Virus (MHV )	ELISA	0/2	
Mouse Minute [parvo] Virus (MMV )	ELISA	0/2	
Mouse Parvovirus (MPV1/2 )	ELISA	0/2	
Epizootic Diarrhea of Infant Mice (EDIM )	ELISA	0/2	

  
Steven M. Stiefel, DVM  
Sr. Scientist Pathology

Reviewed by:

  
Cynthia A. Smith  
Sr. Specialist, Administration

Accession Number: 72545  
 Site Location: Germantown, NY  
 Health Report Group: IBU15  
 Species: Mouse (5)  
 Services Performed: IHMS-52M

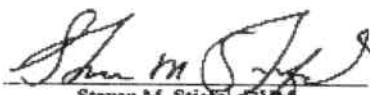
Date Received: 05/17/2007  
 Date Completed: 06/07/2007  
 Locations in HRG: I01503

Target Organism	Test Method	Results	Footnote
<b>Viruses</b>			
Mouse Hepatitis Virus (MHV )	ELISA	0/5	
Mouse Minute [parvo] Virus (MMV )	ELISA	0/5	
Mouse Parvovirus (MPV1/2 )	ELISA	0/5	
Epizootic Diarrhea of Infant Mice (EDIM )	ELISA	0/5	
Theiler's Meningoencephalomyelitis Virus Group (GD7 )	ELISA	0/5	
Pneumonia Virus of Mice (PVM )	ELISA	0/5	
Sendai Virus (SEN )	ELISA	0/5	
Lymphocytic Chroiomeningitis Virus (LCM )	ELISA	0/5	
Ectromelia Virus (ECTR )	ELISA	0/5	
Hantaan Virus (HAN )	ELISA	0/5	
Mouse Adenovirus (MAV1 )	ELISA	0/5	
Mouse Adenovirus (MAV2 )	ELISA	0/5	
Mouse Cytomegalovirus (MCMV )	ELISA	0/5	
Respiratory Enteric Orphan III (REO3 )	ELISA	0/5	
K Virus (KV )	ELISA	0/5	
Lactate Dehydrogenase Elevating Virus (LDHV )	CHEM	0/5	
Mouse Norovirus (MNV )	MFI	0/5	
Polyoma Virus (POLY )	ELISA	0/5	
Mouse Thymic Virus (MTV )	IFA	0/5	
<b>Bacteria, mycoplasma, fungi</b>			
Beta hemolytic Streptococcus	CULT	0/5	
Bordetella bronchiseptica	CULT	0/5	
Citrobacter rodentium	CULT	0/5	
Clostridium piliforme (CPIL )	ELISA	0/5	
Corynebacterium kutscheri	CULT	0/5	
Klebsiella oxytoca	CULT	0/5	
Klebsiella pneumoniae	CULT	0/5	
Mycoplasma pulmonis (MYCO )	ELISA	0/5	
Pasteurella pneumotropica	CULT	0/5	
Other Pasteurella sp.	CULT	0/5	
Pseudomonas aeruginosa	CULT	0/5	
Salmonella sp.	CULT	0/5	
Staphylococcus aureus	CULT	0/5	
Streptobacillus moniliformis	PCR	0/5	
Streptococcus pneumoniae	CULT	0/5	
CAR Bacillus (CARB )	ELISA	0/5	
Helicobacter species	PCR	0/5	
Pneumocystis murina	PCR	0/5	


Accession Number: 72545  
 Site Location: Germantown, NY  
 Health Report Group: IBU15  
 Species: Mouse (5)

Date Received: 05/17/2007  
 Date Completed: 06/07/2007  
 Locations in HRG: I01503

Target Organism	Test Method	Results	Footnote
<b>Parasites</b>			
Aspicularis sp.	MICR	0/5	
Eimeria sp.	FLOT	0/5	
Entabmoeba muris	MICR	0/5	
Giardia muris	MICR	0/5	
Hymenolepis sp.	FLOT	0/5	
Liponyssus sp.	MICR	0/5	
Myobia sp.	MICR	0/5	
Myocoptes sp.	MICR	0/5	
Notoedres sp.	MICR	0/5	
Polyplax sp.	MICR	0/5	
Psorergates sp.	MICR	0/5	
Rodentolepis nana	FLOT	0/5	
Radfordia sp.	MICR	0/5	
Spironucleus sp.	MICR	0/5	
Syphacia sp.	MICR	0/5	
Trichomonads	MICR	0/5	
Klossiella muris	HIST	0/5	
Encephalitozoon cuniculi (ECUN )	ELISA	0/5	
<b>Histopathology</b>			
Ileum	HIST	0/5	
Kidney	HIST	0/5	
Liver	HIST	0/5	
Lung	HIST	0/5	
<b>Gross Pathology</b>			
Necropsy findings		0/5	

  
 Steven M. Stiefel, DVM  
 Sr. Scientist Pathology

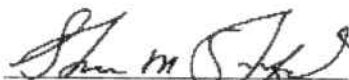
Reviewed by:

  
 Cynthia A. Smith  
 Sr. Specialist, Administration

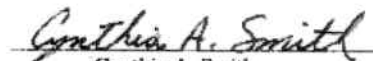
Accession Number: 72473  
Site Location: Germantown, NY  
Health Report Group: IBU3  
Species: Mouse (2)  
Services Performed: IHMS-2S-M

Date Received: 05/15/2007  
Date Completed: 05/17/2007  
Locations in HRG: 100301

Target Organism	Test Method	Results	Footnote
<b>Viruses</b>			
Mouse Hepatitis Virus (MHV )	ELISA	0/2	
Mouse Minute [parvo] Virus (MMV )	ELISA	0/2	
Mouse Parvovirus (MPV 1/2 )	ELISA	0/2	
Epizootic Diarrhea of Infant Mice (EDIM )	ELISA	0/2	

  
Steven M. Stiefel, DVM  
Sr. Scientist Pathology

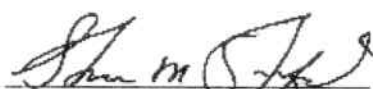
Reviewed by:

  
Cynthia A. Smith  
Sr. Specialist, Administration

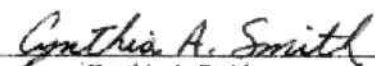
Accession Number: 72171  
Site Location: Germantown, NY  
Health Report Group: IBU3  
Species: Mouse (2)  
Services Performed: IHMS-2S-M

Date Received: 05/01/2007  
Date Completed: 05/08/2007  
Locations in HRG: I00301

Target Organism	Test Method	Results	Footnote
<b>Viruses</b>			
Mouse Hepatitis Virus (MHV )	ELISA	0/2	
Mouse Minute [parvo] Virus (MMV )	ELISA	0/2	
Mouse Parvovirus (MPV1/2 )	ELISA	0/2	
Epizootic Diarrhea of Infant Mice (EDIM )	ELISA	0/2	

  
Steven M. Stiefel, DVM  
Sr. Scientist Pathology

Reviewed by:

  
Cynthia A. Smith  
Sr. Specialist, Administration

Accession Number: 71921  
 Site Location: Germantown, NY  
 Health Report Group: IBU3  
 Species: Mouse (4)  
 Services Performed: IHMS-13M, MICRO-012

Date Received: 04/17/2007  
 Date Completed: 05/01/2007  
 Locations in HRG: I00301

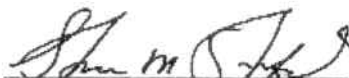
Target Organism	Test Method	Results	Footnote
<b>Viruses</b>			
Mouse Hepatitis Virus (MHV )	ELISA	0/4	
Mouse Minute [parvo] Virus (MMV )	ELISA	0/4	
Mouse Parvovirus (MPV1/2 )	ELISA	0/4	
Epizootic Diarrhea of Infant Mice (EDIM )	ELISA	0/4	
Theiler's Meningoencephalomyelitis Virus Group (GD7 )	ELISA	0/4	
Pneumonia Virus of Mice (PVM )	ELISA	0/4	
Sendai Virus (SEN )	ELISA	0/4	
Lymphocytic Choriomeningitis Virus (LCM )	ELISA	0/4	
Mouse Norovirus (MNV )	MFI	0/4	
<b>Bacteria, mycoplasma, fungi</b>			
Beta hemolytic Streptococcus	CULT	0/4	
Bordetella bronchiseptica	CULT	0/4	
Citrobacter rodentium	CULT	0/4	
Clostridium piliforme (CPIL )	ELISA	0/4	
Corynebacterium kutscheri	CULT	0/4	
Klebsiella oxytoca	CULT	0/4	
Klebsiella pneumoniae	CULT	0/4	
Mycoplasma pulmonis (MYCO )	ELISA	0/4	
Pasteurella pneumotropica	CULT	0/4	
Other Pasteurella sp.	CULT	0/4	
Pseudomonas aeruginosa	CULT	0/4	
Salmonella sp.	CULT	0/4	
Staphylococcus aureus	CULT	0/4	
Streptobacillus moniliformis	PCR	0/4	
Streptococcus pneumoniae	CULT	0/4	
CAR Bacillus (CARB )	ELISA	0/4	
Helicobacter species	PCR	0/4	
Corynebacterium bovis	CULT	0/4	
<b>Parasites</b>			
Aspicularis sp.	MICR	0/4	
Eimeria sp.	FLOT	0/4	
Entamoeba muris	MICR	0/4	
Giardia muris	MICR	0/4	
Hymenolepis sp.	FLOT	0/4	
Klossiella muris	HIST	0/4	
Liponyssus sp.	MICR	0/4	
Myobia sp.	MICR	0/4	
Myocoptes sp.	MICR	0/4	



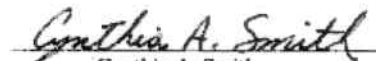
Accession Number: 71921  
 Site Location: Germantown, NY  
 Health Report Group: IBU3  
 Species: Mouse (4)

Date Received: 04/17/2007  
 Date Completed: 05/01/2007  
 Locations in HRG: I00301

Target Organism	Test Method	Results	Footnote
<b>Parasites</b>			
Notoedres sp.	MICR	0/4	
Polyplax sp.	MICR	0/4	
Psorergates sp.	MICR	0/4	
Rodentolepis nana	FLOT	0/4	
Radfordia sp.	MICR	0/4	
Spirotrichus sp.	MICR	0/4	
Syphacia sp.	MICR	0/4	
Trichomonads	MICR	0/4	
<b>Histopathology</b>			
Ileum	HIST	0/4	
Kidney	HIST	0/4	
Liver	HIST	0/4	
Lung	HIST	0/4	
<b>Gross Pathology</b>			
Necropsy findings		0/4	

  
 Steven M. Stiefel, DVM  
 Sr. Scientist Pathology

Reviewed by:

  
 Cynthia A. Smith  
 Sr. Specialist, Administration