


DRAWING NUMBER  
**NK 18-9**  
 HARTFORD, CT

DRAWING NUMBER  
**1:50,000**

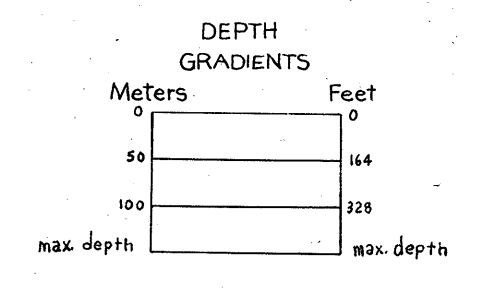
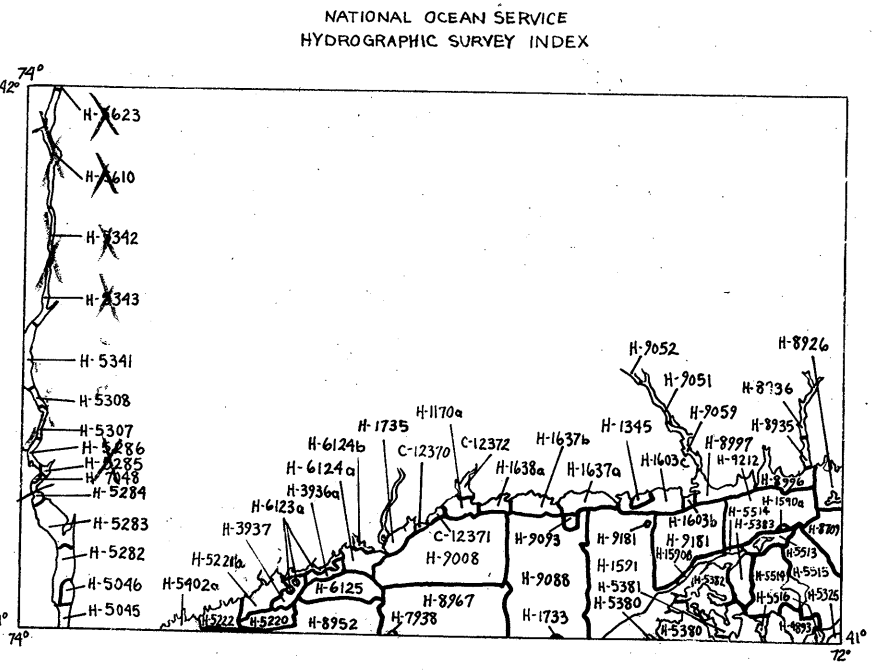
DRAWING NUMBER

DRAWING NUMBER

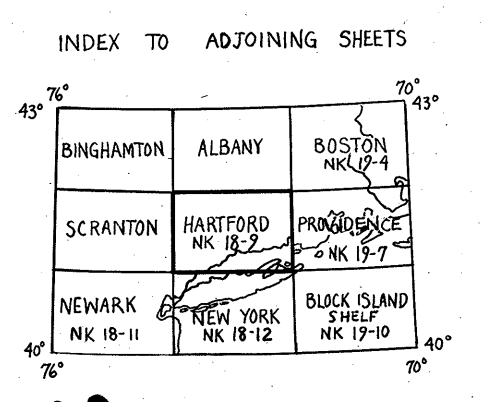


*On the left side of the chart, there is a handwritten note: "On the left side of the chart, there is a note about the chart's orientation and scale." (Note: This is a placeholder for the actual handwritten text.)*

*Check Sheet on page*



BATHYMETRIC CONTOUR INTERVAL 10 METERS  
 WITH SUPPLEMENTARY 2 METER CONTOURS  
 DATUM IS MEAN LOW WATER



HARTFORD, CT.  
~~126~~ **NK 18-9**