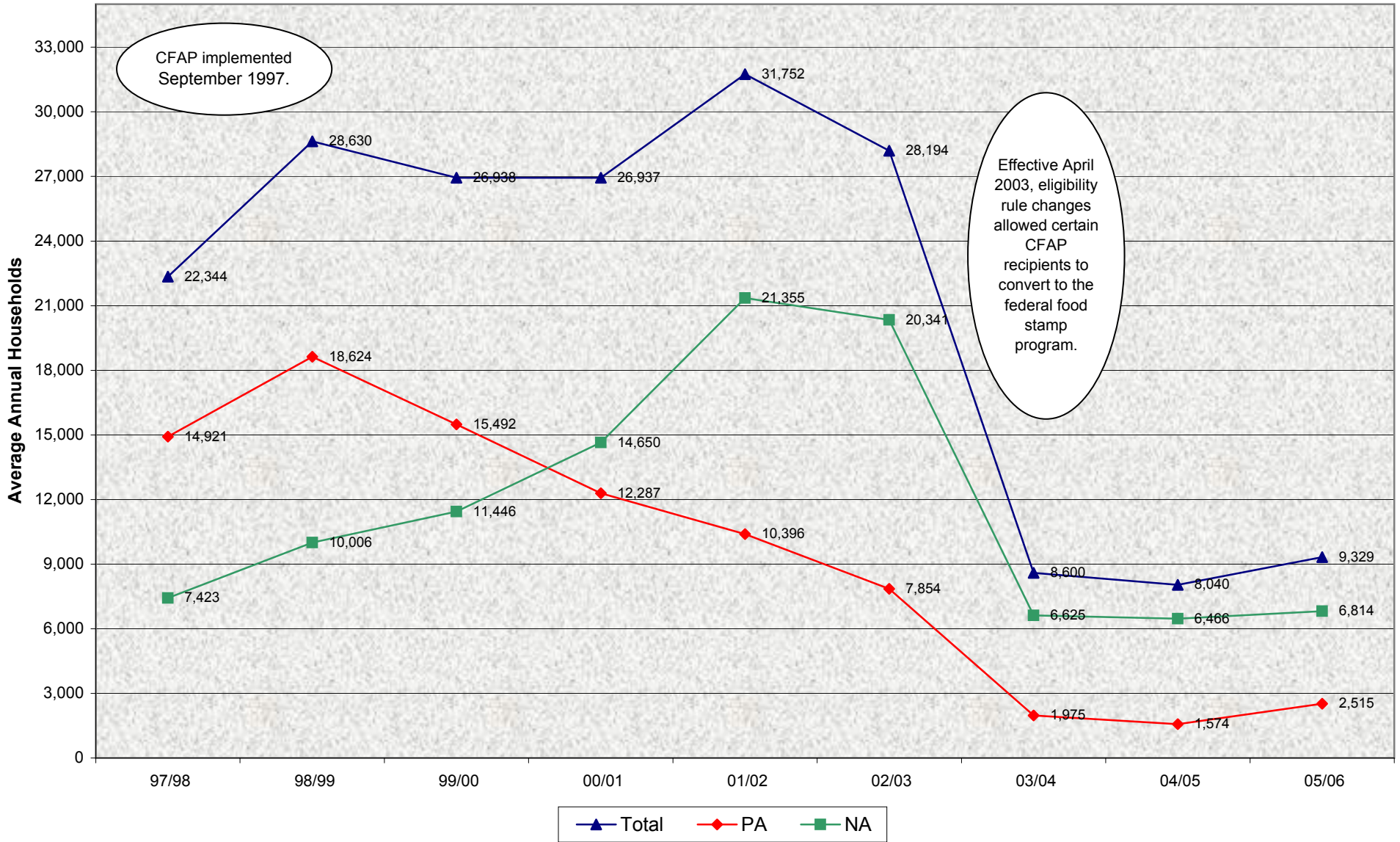
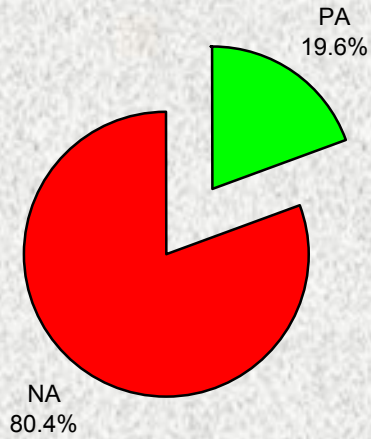


California Food Assistance Program (CFAP) Total, Public Assistance (PA), and Nonassistance (NA) Households - Annual Average Fiscal Years 1997/98 - 2005/06^{a/}

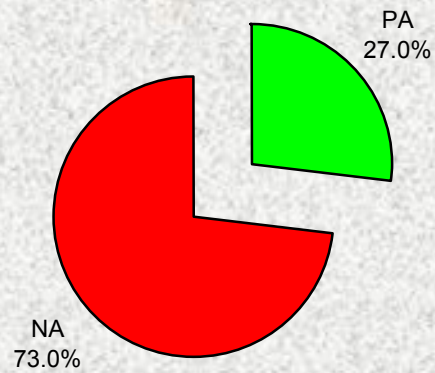


^{a/} Used prior month data for: Solano (5/03); Orange (3/06-6/06).

**California Food Assistance Program
Ratio of Public Assistance and Nonassistance Households
Fiscal Year 2004/05**



**California Food Assistance Program
Ratio of Public Assistance and Nonassistance Households
Fiscal Year 2005/06^{a/}**



^{a/} Used prior month data for: Orange (3/06-6/06).

**California Food Assistance Program (CFAP)
Total, Public Assistance (PA)^{a/}, and Nonassistance (NA)^{b/} Households - Annual Average
Fiscal Years 1989/90 - 2005/06^{c/}**

ANNUAL PERCENT CHANGE

	97/98	98/99	% Chg	99/00	% Chg	00/01	% Chg	01/02	% Chg	02/03	% Chg	03/04	% Chg	04/05	% Chg	05/06	% Chg
Total	22,344	28,630	28.1%	26,938	-5.9%	26,937	0.0%	31,752	17.9%	28,194	-11.2%	8,600	-69.5%	8,040	-6.5%	9,329	16.0%
PA	14,921	18,624	24.8%	15,492	-16.8%	12,287	-20.7%	10,396	-15.4%	7,854	-24.5%	1,975	-74.9%	1,574	-20.3%	2,515	59.8%
NA	7,423	10,006	34.8%	11,446	14.4%	14,650	28.0%	21,355	45.8%	20,341	-4.8%	6,625	-67.4%	6,466	-2.4%	6,814	5.4%

RATIO OF PUBLIC ASSISTANCE AND NONASSISTANCE

	97/98	98/99	99/00	00/01	01/02	02/03	03/04	04/05	05/06
PA	66.8%	65.1%	57.5%	45.6%	32.7%	27.9%	23.0%	19.6%	27.0%
NA	33.2%	34.9%	42.5%	54.4%	67.3%	72.1%	77.0%	80.4%	73.0%

TRENDS

NOTE: The number of CFAP households is the total CFAP-Only households plus the CFAP share of combined households (households which include federally eligible and CFAP eligible persons). The CFAP share of combined households is calculated using a proration based on the number of Federal and CFAP persons in combined households.

- **CFAP annual average households increased 16.0% between FY 04/05 and FY 05/06.**
59.8% increase in PA households
5.4% increase in NA households
- **In September 1997, the CFAP was implemented to provide food stamp benefits to a portion of the legal non-citizens who were excluded from participation in the Federal Food Stamp Program by Federal law.**
- **In September 1998, CFAP regulations were changed to expand the categories of legal immigrants who could participate in CFAP.**
- **In November 1998, Federal regulations were changed to restore Federal food stamp eligibility to some categories of legal non-citizens.**
- **Effective April 2003, eligibility rule changes allowed certain CFAP recipients to convert to the federal food stamp program.**

a/ Public Assistance means that all members of the food stamp household also receive cash assistance.

b/ Nonassistance means that none (or just some) of the food stamp household members also receive cash assistance.

c/ Used prior month data for: 2002/03: Solano (5/03); 2005/06: Orange (3/06-6/06).