

Occupant Protection for Children Safety Information


Using a safety restraint correctly makes a big difference. For example, a child safety seat may not protect your child in a crash if it isn't used correctly and installed properly in your vehicle.

Check To Be Sure That.....

- ▶ All Children age 12 and under are properly restrained in the back seat!!!
- ▶ A rear-facing child safety seat is never placed in front of an active passenger air bag.

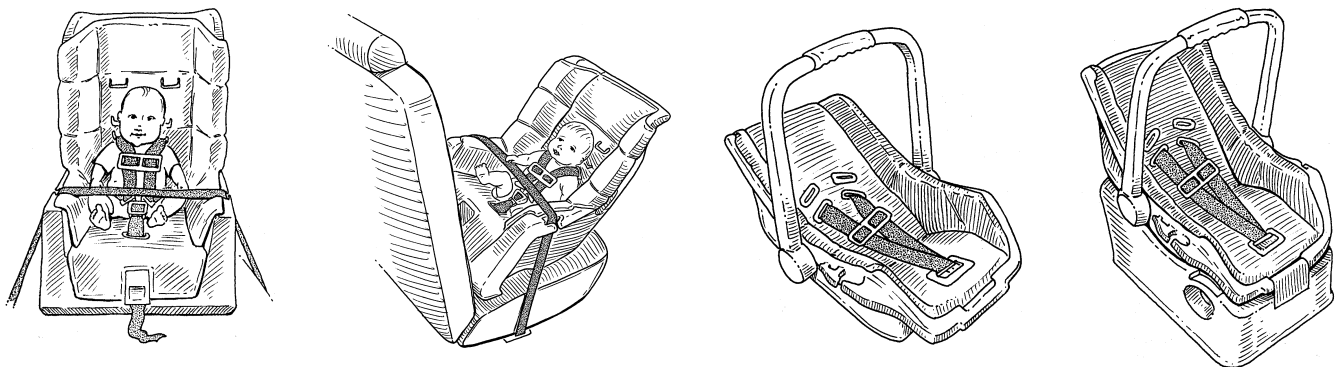
How They Work.

- Always read the child safety seat instruction manual.
- Read your vehicle owner's manual seat belt and child seat installation section.



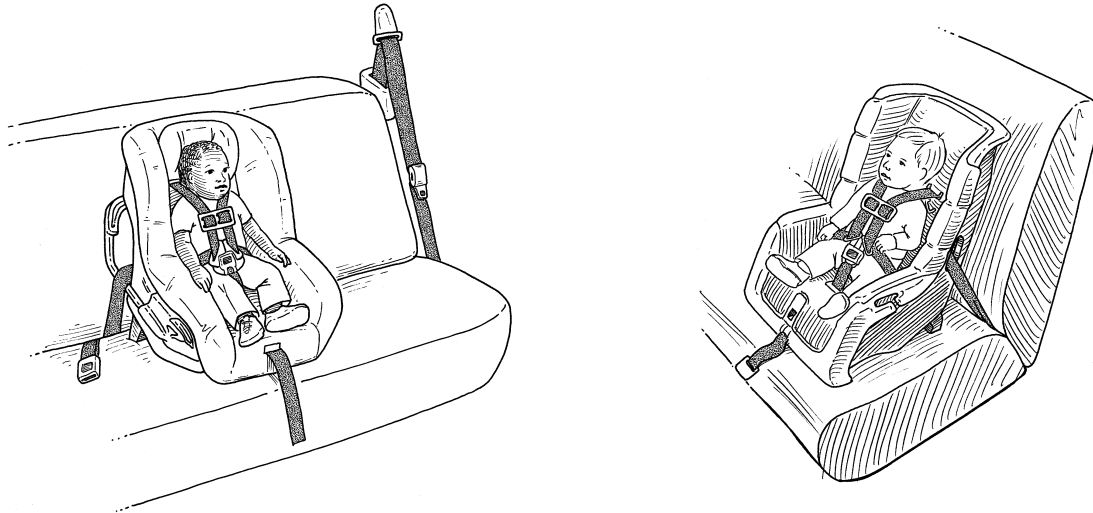
Which is the Correct Restraint?

- ▶ Infants, from birth to at least age one, and at least 20 pounds should ride in the back seat in a rear facing safety seat.
- Harness straps should be at or below the infant's shoulders.
- Harness straps should fit snugly. The straps should lie in a relatively straight line without sagging.
- The harness chest clip should be placed at the infant's armpit level. This keeps the harness straps positioned properly.
- Infants weighing 20 pounds or more before one year should ride in a convertible child safety seat rated for heavier infants (most convertible seats are rated up to 30-35 pounds rear facing).

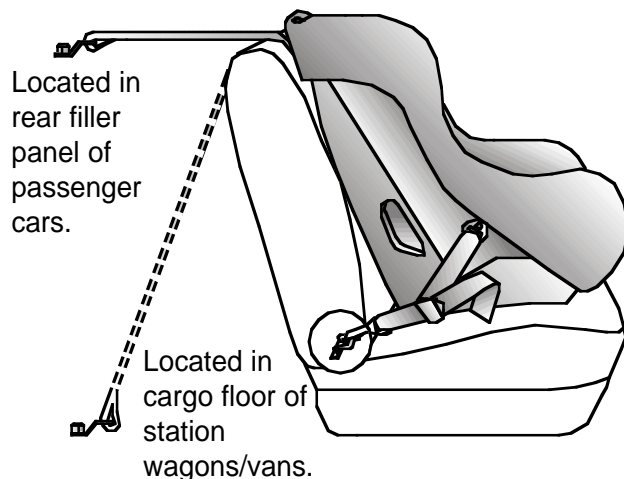


➤ Children over one year and at least 20 pounds may ride in a forward facing child safety seat in the back seat. Children should ride in a safety seat with full harness until they weigh about 40 pounds.

- Harness straps should be at or above child's shoulders.
- Harness straps should be threaded through the top slots, in most cases.
- Harness should be snug. Straps should lie in a relatively straight line without sagging.
- Harness chest clip should be at the child's armpit level, which help keep the harness straps positioned properly on the child's shoulders.



The **Lower Anchors and Tethers for Children (LATCH)** System is designed to make installation of child safety seats easier by requiring child safety seats to be installed without using the vehicle's seat belt system. As of September, 1999, all new forward facing child safety seats (not including booster seats) meet stricter head protection requirements, which, in most cases, calls for a top tether strap. This adjustable strap is attached to the back of a child safety seat. It has a hook for securing the seat to a tether anchor found either on the rear shelf area of the vehicle or, in the case of mini-vans and station wagons, on the rear floor or on the back of the rear seat of the vehicle. As of September, 2000, most new cars, mini-vans, and light trucks have this tether anchor.



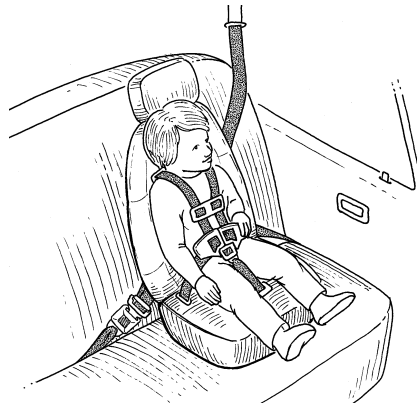
As of September 1, 2002, two rear seating positions of all cars, minivans and light trucks are equipped with lower child safety seat anchorage points located between a vehicle's seat cushion and seat back. Also as of September 1, 2002, all child safety seats have two attachments which will connect to the vehicle's lower anchorage attachment points.

Together, the lower anchors and upper tethers make up the **LATCH** system.


- ▶ **All children who have outgrown child safety seats should be properly restrained in booster seats until they are at least 8 years old, unless they are 4'9" tall.**
- Belt-positioning boosters can only be used with both the lap and shoulder belt across the child. The shoulder belt should be snug against the child's chest, resting across the collar bone. The lap belt should lay low across the child's upper thigh area.
- Boosters should be used as "in between" safety restraints for children over 40 pounds who have outgrown a forward-facing child seat and are not yet ready for the adult safety belt.



Belt positioning booster must be used with a lap and shoulder belt



High-back booster with 5 point harness (used up to 40 pounds) (harness removed after 40 pounds)



High back, belt-positioning booster provides head restraint in vehicle back seats with low backs or no head restraint. Must be used with a lap and shoulder belt.

If only a lap belt is available in the rear seating positions, an option may be to contact the vehicle dealer to see if retrofit shoulder belts can be installed. Another option may be to install products which can be used with a lap belt only such as a speciality-made harness or vest. Contact the Auto Safety Hotline at (888) 327-4236 for additional information.

DOT HS 809 231
(revised) May 2004



U.S. Department of Transportation
**National Highway Traffic Safety
Administration**

www.nhtsa.dot.gov
nhtsa 
people saving people
